



Registered & Corporate Office
Redington Limited
(Formerly Redington (India) Limited)
Block3, Plathin, Redington Tower, Inner Ring
Road, Saraswathy Nagar West, 4th Street,
Puzhuthivakkam, Chennai -600091
Email: investors@redingtongroup.com
CIN: L52599TN1961PLC028758
www.redingtongroup.com

November 1, 2023

**The National Stock Exchange of
India Limited,**
Exchange Plaza,
Bandra-Kurla Complex,
Bandra (E), Mumbai – 400051.

BSE Limited

Floor 25, Phiroze Jeejeebhoy Towers,
Dalal Street, Mumbai — 400 001

Symbol: REDINGTON

Scrip: 532805

Sir/Madam,


Subject: Newspaper Advertisement

Pursuant to Regulation 47 of the SEBI (Listing Obligations and Disclosure Requirements) Regulations, 2015, the copies of the newspaper advertisement published in the Business Standard and Makkal Kural, are enclosed herewith. The same is also available on the website of the Company at <https://redingtongroup.com>.

Kindly take the above on record.

For Redington Limited


M. Muthukumarasamy
Company Secretary



Vesuvius India Limited

Regd Office : P-104 Taratala Road, Kolkata - 700088
 CIN No.: L26933WB1991PLC052968 Phone: (033) 6109 0600 Fax: (033) 2401 3976
 Email: vesuviushindia@vesuvius.com Website: www.vesuviushindia.in

Extract of Statement of Standalone Unaudited Financial Results for the Quarter and Nine Months ended on September 30, 2023


Sl. No.	Particulars	(₹ in lakhs except EPS data)					
		Quarter ended September 30, 2023 (Unaudited)	Quarter ended June 30, 2023 (Unaudited)	Quarter ended September 30, 2022 (Unaudited)	Year to Date September 30, 2023 (Unaudited)	Year to Date September 30, 2022 (Unaudited)	Financial year ended 31, 2022 (Audited)
1)	Total Income from operations	42,173	41,343	35,892	1,21,376	1,01,049	1,36,544
2)	Net Profit for the period / year (before tax and exceptional items)	8,082	7,002	4,853	20,894	11,954	15,686
3)	Net Profit for the period / year (before tax) (after exceptional items)	8,082	7,002	4,853	20,894	11,954	15,686
4)	Net Profit for the period / year after tax (after exceptional items)	6,028	5,224	3,609	15,587	8,915	11,679
5)	Total Comprehensive Income for the period / year [comprising Profit for the period / year (after tax) and Other Comprehensive Income (after tax)]	6,005	5,157	3,648	15,520	9,031	11,773
6)	Equity Share Capital (Face value of ₹ 10/- each)	2,030	2,030	2,030	2,030	2,030	2,030
7)	Reserves (excluding Revaluation Reserve) as shown in the Audited Balance Sheet of the previous year						97,749
8)	Earnings per share (of ₹ 10/- each) [*not annualised for quarterly figures]:						
	a) Basic (₹)	29.70*	25.73*	17.78*	76.80*	43.92*	57.54
	b) Diluted (₹)	29.70*	25.73*	17.78*	76.80*	43.92*	57.54

Notes:

- The Company is engaged in the business of manufacturing, trading and sale of a range of refractories and is having its manufacturing facilities located in India. The performance of the Company is assessed and reviewed by the Chief Operating Decision Maker (CODM) as a single operating segment and accordingly manufacture and sale of refractories is the only operating segment.
- These unaudited financial results have been subjected to limited review by the Statutory Auditors of the Company who have expressed an unqualified/unmodified conclusion on these results.
- These unaudited financial results have been reviewed by the Audit Committee and approved by the Board of Directors at their meetings held on October 30, 2023.
- In continuation of the cyber security incident reported by the Company in the earlier periods, we report that the Company has assessed the said incident assisted by leading cyber security experts. Based on the findings of the cyber security experts, we conclude that all our systems across various functions are working normally, with no assessed impact on the financial performance of the Company for the quarter and nine months ended September 30, 2023. On review of the data affected by the incident, we confirm that no material breaches or loss of relevant data or documents have been identified.

On behalf of the Board of Directors of Vesuvius India Limited
Nitin Jain
 Managing Director
 DIN: 07934566

Place: Kolkata
 Date: October 30, 2023



RAJNANDINI METAL LIMITED

Registered Office: Plot No. 344, Sector 3 Phase II, IMT Bawal – 123501 Haryana (India)
 Phone: 01284-264194; Email: cfo@rajnandinimetal.com
 Website: www.rajnandinimetal.com
 CIN: L51109HR2010PLC040255

STATEMENT OF STANDALONE UN-AUDITED FINANCIAL RESULTS FOR THE QUARTER AND HALF YEAR ENDED SEPTEMBER 30, 2023

(Amount in Rs. Lakhs)

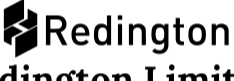
Particulars	Quarter Ended			Half year ended		Year ended
	30.09.2023	30.06.2023	30.09.2022	30.09.2023	30.09.2022	31.03.2023
	Unaudited	Unaudited	Unaudited	Unaudited	Unaudited	Audited
1) Total Income from Operations	33,404	26,658	18,521	60,062	44,837	1,03,905
2) Net Profit / (Loss) for the period (before Tax, Exceptional and / or Extraordinary items)	594	568	513	1,162	1,065	2,112
3) Net Profit / (Loss) for the period before Tax (after Exceptional and / or Extraordinary items)	594	568	513	1,162	1,065	2,112
4) Net Profit / (Loss) for the period after Tax (after Exceptional and / or Extraordinary items)	650	459	513	1,109	693	1,368
5) Total Comprehensive Income for the period (Comprising Profit / (Loss) for the period (after tax) and other Comprehensive Income (after tax))	650	463	334	1,113	693	1,368
6) Paid up Equity Share Capital	2,765	2,765	2,765	2,765	2,765	2,765
7) Basic EPS (Face Value of Rs. 10/-)	0.24	0.17	1.21	0.40	2.51	0.50
8) Diluted EPS (Face Value of Rs. 10/-)	0.24	0.17	1.21	0.40	2.51	0.50

Notes:

- The above financial results for the quarter and half year ended September 30, 2023 have been reviewed by the audit committee and then taken on record by Board of Directors at their meeting held on October 31, 2023 and have been subjected to review by the Statutory Auditors.
- The above results are prepared in accordance with the recognition and measurement principles laid down and specified in Section 133 of the Companies Act, 2013 read with relevant rules framed thereunder and as per requirement of Regulation 33 of SEBI (LODR) 2015 and according to applicable circulars issued by SEBI from time to time.
- The Company is not having any subsidiary, associate or joint venture; therefore its has prepared only standalone results as consolidation requirement is not applicable to the company.
- The figures of the previous periods have been regrouped / rearranged / and / or recast wherever found necessary to make them comparable.
- The above financial results are available on the Company's Website www.rajnandinimetal.com
- Tax expenses include current tax, deferred tax and adjustment of taxes for previous years.
- Earnings per share have been calculated on the weighted average of the share capital outstanding during the period.

By order of the Board For Rajnandini Metal Limited
Sd/-
Het Ram Sharma
 Managing Director
 DIN: 029259

Date: October 31, 2023
 Place: Bawal



Redington Limited

(formerly Redington (India) Limited)

Registered office: Registered office: Block 3, Plathin, Redington Tower, Inner Ring Road, Saraswathy Nagar West, 4th Street, Puzhuthivakkam, Chennai - 600 091
 Email: investors@redingtongroup.com
 CIN: L52599TN1961PLC028758
 Board No: +91-44-42243363 | Website: www.redingtongroup.com

NOTICE OF POSTAL BALLOT

Notice is hereby given that the resolution set out below as per the postal ballot notice dated October 28, 2023 is proposed for approval by the Members of Redington Limited ("the Company") by means of Postal Ballot, only by remote e-voting process ("e-voting") being provided by the Company to all its Members to cast their votes electronically, pursuant to Section 110 of the Companies Act, 2013 ("the Act"), Rule 22 of the Companies (Management and Administration) Rules, 2014 ("the Rules") and other applicable provisions of the Act and the Rules, General Circular Nos. 14/2020 dated April 8, 2020 and 17/2020 dated April 13, 2020 read with other relevant circulars, including General Circular No. 09/2023 dated September 25, 2023, issued by the Ministry of Corporate Affairs ("MCA Circulars"), Regulation 44 of the Securities and Exchange Board of India (Listing Obligations and Disclosure Requirements) Regulations, 2015 ("Listing Regulations"), Secretarial Standard on General Meetings ("SS-2") issued by the Institute of Company Secretaries of India and other applicable laws, rules and regulations (including any statutory modification(s) or re-enactment(s) thereof for the time being in force and as amended from time to time).

Resolution	Description
Ordinary Resolution	Appointment of Mr. V.S. Hariharan as the Group Chief Executive Officer of the Company

In compliance with the MCA Circulars and other applicable provisions, the Postal Ballot Notice along with instructions for remote e-voting and the explanatory statement to the resolutions has been sent in the electronic mode to all the Members whose e-mail addresses are registered with the Company/ their Depository Participants as on Friday, October 27, 2023 ("the Cut-off Date").

The electronic dispatch of the Postal Ballot Notice has been completed on Tuesday, October 31, 2023.

Members may please note that the Postal Ballot Notice will also be available on the Company's website at <https://redingtongroup.com>, websites of the Stock Exchanges i.e. BSE Limited and National Stock Exchange of India Limited at www.bseindia.com and www.nseindia.com respectively, and on the website of National Securities Depository Limited at <https://nsdl.co.in/>.

In compliance with the provisions of Sections 108 and 110 of the Act, read with Rules 20 and 22 of the Rules, Regulation 44 of the Listing Regulations and MCA Circulars, the Company is offering facility of E-voting to all Members to enable them to cast their votes electronically for which the company has engaged the services of National Securities Depository Limited (NSDL) as the agency to provide e-voting facility. The members may please note the following:

Cut-off Date	October 27, 2023
Commencement of remote e-voting	November 01, 2023
End of remote e-voting	November 30, 2023

During the aforesaid period, the Members holding shares either in physical or in dematerialized form, as on the Cut-off Date, may cast their vote(s) by remote e-voting. The Members are requested to note that the facility of remote e-voting shall be open for 30 days and blocked forthwith at 05:00 pm on Thursday, November 30, 2023. Once the vote(s) is/are cast, the Members will not be allowed to modify it subsequently. A person who is not a Member of the Company as on the Cut-off Date should treat this Postal Ballot Notice for information purpose only.

Members who have not registered their e-mail address are requested to register the same in respect of shares held in electronic form with the Depository through their Depository Participant(s) or by writing to the Company's Registrar and Share Transfer Agent, Cameo Corporate Services Limited, Subramanian Building, 5th Floor, No.1, Club House Road, Chennai-600 002. Contact no: 044 28460390. Email Id: investor@cameoindia.com, if the shares are held in physical form. After successful registration of the e-mail address, a copy of this Postal Ballot Notice along with the remote e-voting user ID and password will be sent to your registered e-mail address, upon request received from the Members.

The Board of Directors of the Company appointed M/s RBJV & Associates, Practicing Company Secretaries, as the Scrutinizer on October 28, 2023 for conducting the postal ballot through the e-voting process in a fair and transparent manner.


The Scrutinizer will submit their report to the Chairman or any other representative of the Company as authorized by the Board of Directors, after completion of scrutiny of e-voting votes but not later than two days from the date of conclusion of the Postal Ballot process and communicated to BSE Limited ("BSE"), National Stock Exchange of India Limited ("NSE"), National Securities Depository Limited ("NSDL") and Central Depository Services (India) Limited ("CDSL") (together the "Depositories"), and will also be displayed on the Company's website <https://redingtongroup.com>.

In case of any queries, the Members may send a mail to investors@redingtongroup.com.

The above notice is being issued for the information and benefit of members of the Company in compliance with the applicable circulars of MCA and SEBI.

For Redington Limited
M. Muthukumarasamy
 Company Secretary

Date: 31.10.2023
 Place: Chennai






Indian Oil Corporation Limited

Regd. Office: Indian Oil Bhavan, G-9, Ali Yavar Jung Marg, Bandra (East), Mumbai-400 051
 Website: www.iocl.com Email ID: investors@indianoil.in

Fuelling the Vision of Aatmanirbhar Bharat

2G ETHANOL PLANT


STATEMENT OF STANDALONE AND CONSOLIDATED UNAUDITED FINANCIAL RESULTS FOR QUARTER AND SIX MONTHS ENDED 30TH SEPTEMBER 2023


(₹ in crore)

Sl. No.	PARTICULARS	STANDALONE						CONSOLIDATED					
		UNAUDITED RESULTS			AUDITED RESULTS			UNAUDITED RESULTS			AUDITED RESULTS		
		FOR QUARTER ENDED		FOR SIX MONTHS ENDED	FOR QUARTER ENDED		FOR SIX MONTHS ENDED	FOR QUARTER ENDED		FOR SIX MONTHS ENDED	FOR QUARTER ENDED		FOR SIX MONTHS ENDED
1	Revenue from Operations	202,312.04	221,145.42	228,362.79	423,457.46	480,292.27	934,952.66	205,283.03	225,410.49	230,016.97	430,693.52	488,395.18	951,409.94
2	Other Income	982.46	688.47	2,194.99	1,670.93	2,882.05	6,235.22	506.48	614.62	784.01	1,121.10	1,410.40	4,198.92
3	Total Income	203,294.50	221,833.89	230,557.78	425,128.39	483,174.32	941,187.88	205,789.51	226,025.11	233,800.98	431,814.62	489,805.58	955,608.86
4	Total Expenses	186,124.63	203,760.05	230,802.01	389,884.68	485,947.79	931,489.74	187,699.29	206,914.14	234,574.26	394,613.43	489,603.20	941,433.36
5	Net Profit/(Loss) for the period (before Tax and share of associates/ joint ventures)	17,169.87	18,073.84	(244.23)	35,243.71	(2,773.47)	9,698.14	18,090.22	19,110.97	(773.28)	37,201.19	202.38	14,175.50
6	Share of Profit/(Loss) of Associates and Joint Ventures						322.54	339.14	246.67	661.68	614.62		862.19
7	Net Profit/(Loss) for the period before Tax	17,169.87	18,073.84	(244.23)	35,243.71	(2,773.47)	9,698.14	18,412.76	19,450.11	(526.61)	37,862.87	817.00	15,037.69
8	Net Profit/(Loss) for the period after Tax	12,967.32	13,750.44	(272.35)	26,717.76	(2,264.88)	8,241.82	13,713.08	14,735.30	(910.21)	28,448.38	(27.25)	11,704.26
9	Net Profit/(Loss) for the period after Tax attributable to Equityholders of the Parent						13,114.30	14,436.96	(991.55)	27,551.26	(1,270.93)		9,792.12
10	Total Comprehensive Income for the period [Comprising Profit/ (Loss) for the period (after tax) and Other Comprehensive Income (after tax)]	16,518.24	14,597.50	(2,968.03)	31,115.74	(6,784.04)	6,778.09	16,880.24	15,133.67	(3,935.71)	32,013.91	(1,961.22)	11,415.90
11	Total Comprehensive Income for the period attributable to Equityholders of the Parent						16,288.49	14,826.67	(4,017.21)	31,115.16	(3,208.47)		9,492.42
12	Paid-up Equity Share Capital (Face value - ₹ 10 each)	14,121.24	14,121.24	14,121.24	14,121.24	14,121.24	14,121.24	14,121.24	14,121.24	14,121.24	14,121.24	14,121.24	14,121.24
13	Other Equity excluding revaluation reserves						120,985.98						125,948.68
14	Securities Premium Account						76.74	76.74	76.74	76.74	76.74	76.74	76.74
15	Net Worth (Total Equity excluding Non-controlling Interest)	161,741.57	149,355.04	121,168.27	161,741.57	121,168.27	134,757.54	166,816.48	154,659.03	126,992.92	166,816.48	126,992.92	139,720.24
16	Outstanding Debt	99,406.61	101,011.72	140,322.44	99,406.61	140,322.44	132,495.45	106,466.84	110,368.41	151,083.42	106,466.84	151,083.42	140,114.82
17	Debt Equity Ratio	0.61	0.68	1.16	0.61	1.16	0.98	0.62	0.70	1.16	0.62	1.16	0.98
18	Earnings per Share (₹) (Basic and Diluted) (Face value - ₹ 10 each)	9.42	9.98	(0.19)	19.40	(1.64)	5.98	9.53	10.48	(0.72)	20.01	(0.92)	7.11
19	Capital Redemption Reserve						0.41	0.41	0.41	0.41	0.41	0.41	0.41
20	Bond Redemption Reserve		1,013.20	1,781.79		1,781.79	1,013.20	18.75	1,031.95	1,800.54	18.75	1,800.54	1,031.95
21	Debt Service Coverage Ratio	1.86	4.17	0.87	2.59	0.69	1.30	1.95	4.34	0.82	2.70	0.96	1.42
22	Interest Service Coverage Ratio	10.84	12.02	2.37	11.41	1.63	3.39	10.36	12.20	2.30	11.22	2.60	3.96


Notes:

- The Board of Directors have declared an interim dividend of ₹ 5.00 per equity share (face value: ₹ 10/- per equity share).
- The above is an extract of the detailed format of Financial Results filed with the Stock Exchanges under Regulation 33 & Regulation 52 of the SEBI (Listing and Other Disclosure Requirements) Regulations, 2015. The full format of the Financial Results are available on the Stock Exchange websites i.e. BSE Limited (URL: <https://www.bseindia.com/xml-data/corpfilings/AttachLive/3aad80e6-12ab-4e92-bc03-156da019100.pdf>) & National Stock Exchange of India Limited (URL: https://nsearchives.nseindia.com/corporate/IOC_31102023104114_IOC_ResultsQ2_final_S.pdf) and also on the company's website (www.iocl.com).


BY ORDER OF THE BOARD

(ANUJ JAIN)
 DIRECTOR (FINANCE)
 DIN No.: 10310088




Unbottled
towards a greener tomorrow




SERVO
WORLD-CLASS LUBRICANTS
THE SCIENCE OF EXTREME




XTRAGREEN
New-age high performance diesel




PROPEL
100% TRUST. 100% VALUE.
A range of world-class petrochemicals




IndianOil Aviation
Our destination takes you to the high




IndiGreen
Compressed Bio-Gas
100% Green Auto Fuel




Indane
LIFE-FRIENDLY COOKING




Indane XTRATEJ




XP100
100 octane premium petrol




XP95
85 OCTANE PREMIUM PETROL




Scan this QR code to download Unaudited Financial Results for the Quarter Ended 30th September, 2023




Operates India's largest network of Customer Touchpoints



Owns and Operates 9 Refineries across India



Manages country's largest network of crude & product pipelines



2nd largest player in Petrochemicals & Natural Gas

web: www.iocl.com Follow us on: [f /IndianOilCorpLimited](https://www.facebook.com/IndianOilCorpLimited) [X /IndianOilcl](https://www.twitter.com/IndianOilcl) [/indianoilcorporationlimited](https://www.youtube.com/indianoilcorporationlimited) [/indianoilcorp](https://www.instagram.com/indianoilcorp)

