

The Sandur Manganese & Iron Ores Limited

(An ISO 9001:2015; ISO 14001:2015 and 45001:2018 certified company)

CIN: L85110KA1954PLC000759; Website: www.sandurgroup.com

REGISTERED OFFICE

'SATYALAYA', No.266
Ward No.1, Palace Road
Sandur - 583 119, Ballari District
Karnataka, India
Tel: +91 8395 260301/ 283173-199
Fax: +91 8395 260473



CORPORATE OFFICE

'SANDUR HOUSE', No.9
Bellary Road, Sadashivanagar
Bengaluru - 560 080
Karnataka, India
Tel: +91 80 4152 0176 - 79 / 4547 3000
Fax: +91 80 4152 0182

SMIORE/SEC/2023-24/41

9 September 2023

BSE Limited
Phiroze Jeejeebhoy Towers
Dalal Street
Mumbai - 400 001

Dear Sir / Madam,

Sub: Resubmission of Annual Report 2022-23

Ref: Company Code: 504918

In furtherance to our intimation to the Exchange dated 29 August 2023 and pursuant to Regulation 34(1) of Securities and Exchange Board of India (Listing Obligations and Disclosure Requirements) Regulations, 2015, please find enclosed herewith Annual Report for financial year 2022-23 containing, inter-alia, Notice convening 69th Annual General Meeting of the Company scheduled to be held on Wednesday, 20 September 2023 at 11:00 a.m. (IST) through Video Conferencing/ Other Audio-Visual Means.

We request you to kindly take the same on record.

Thanking you.

For The Sandur Manganese & Iron Ores Limited

Bijan Kumar Dash
Company Secretary & Chief Compliance Officer

Encl: A/a

MINES OFFICE: Deogiri - 583112, Sandur Taluk, Ballari District

Tel: +91 8395 271025 / 28 / 29 / 40; Fax: +91 8395 271066

PLANT OFFICE: Metal & Ferroalloy Plant, Vyasankere, Mariyammanahalli - 583 222, Hosapete Taluk, Ballari District

Tel: +91 8394 244450 / 244335



THE SANDUR MANGANESE & IRON ORES LIMITED

TOWARDS AN INTEGRATED AND SUSTAINABLE FUTURE

ANNUAL REPORT 2022-23



TOWARDS AN INTEGRATED AND SUSTAINABLE FUTURE

GUIDED BY ITS RICH LEGACY, SPANNING NEARLY SEVEN DECADES OF OPERATIONS SINCE ITS ESTABLISHMENT IN 1954, SMIORE HAS CONTINUOUSLY ADAPTED TO BETTER ALIGN ITSELF WITH THE VISION OF AN INTEGRATED AND SUSTAINABLE FUTURE.

FORWARD LOOKING STATEMENT

This document contains statements about anticipated future events, financial outlook, and operational outcomes of The Sandur Manganese & Iron Ores Limited (hereafter referred to 'SMIORE', 'the Company' or 'SANDUR'), which are forward-looking. By their very nature, forward-looking statements require the Company to make assumptions and are subject to inherent risks and uncertainties. Accordingly, there is a significant risk that the assumptions, predictions, and other such statements may not prove to be accurate. As readers, it is prudent not to overly rely on these forward-looking statements, considering that numerous factors could potentially lead to significant deviations between the assumed outcomes and the actual future results and events. Accordingly, this document is subject to the disclaimer and qualified in its entirety by the assumptions, qualifications, and risk factors referred to in the Management Discussion and Analysis section of SMIORE's Annual Report, FY23.

Throughout its remarkable history, the Company has remained steadfast in its commitment to sustainable, safe, systematic, and scientific mining practices. By doing so, SMIORE has not only preserved the environment and ecology but also upheld its reputation as a responsible mining Company.

Recognising the need to evolve, the Company made certain strategic decisions to expand its operations beyond mining, positioning itself as a significant metals & mining conglomerate. With the aim of growing as a reputed business house, SMIORE integrates manganese and iron ore mining with downstream & ancillary ventures in ferroalloys, coke & energy, and ultimately hot metal and value-added products in the future. Anchored by robust corporate governance practices, SMIORE strives to create a sustainable enterprise that delivers value for all its stakeholders.

Sustainability lies at the heart of the Company's endeavours. Investments in clean energy initiatives like waste heat recovery and renewable energy plants exemplify its commitment to reduce the carbon footprint. SMIORE's inclusive focus extends to education, health, and training programmes that empower rural youth in its region for better employability. The Company remains dedicated to preserving and promoting the art, culture, heritage, and traditions of Sandur and the surrounding villages.

However, SMIORE's aspirations go beyond that. It envisions building a happy and content society, improving the living standards and infrastructure facilities of the local region.

Through these efforts, SMIORE is nurturing an ecosystem that embraces the path leading towards an integrated and sustainable future. As the Company continues to shine as a guiding light of excellence and responsible corporate citizenship, it remains committed to creating a positive impact on people, profits, and the planet.

Inside this report

INTRODUCTION

Established in 1954, SMIORE was incorporated with a mission of scientific development and mining of manganese and iron ore



LEGACY

SMIORE's legacy has stood the test of time, weathered the tides of change, and emerged more resilient every time



BOARD OF DIRECTORS

SMIORE's reputation and goodwill is due to a synergy of distinguished groups of individuals who have contributed with their values and expertise to create an impactful organisation with a purpose



CULTURE AND PHILOSOPHY

Its true essence lies in its unwavering dedication to uplifting underprivileged communities and enhancing their quality of life



BUSINESS CANVAS

From its roots in mining to venturing into ferroalloys and adding coke and energy segment, the Company has gracefully navigated various stages of business evolution



SUSTAINABILITY DEVELOPMENT FRAMEWORK

At the core of SMIORE's business philosophy lies a determined dedication to holistic sustainable development



CORPORATE GOVERNANCE FRAMEWORK

At the heart of SMIORE lies a deep commitment to its fundamental values, an unswerving dedication that courses through every aspect of its being



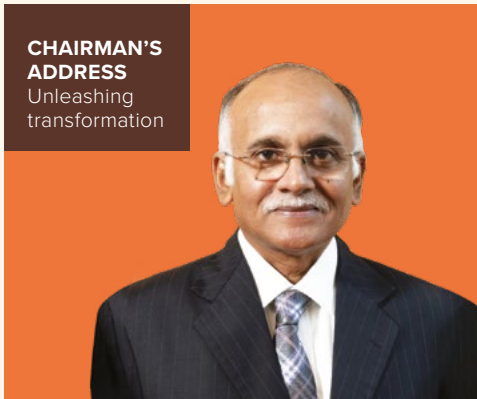
KEY PERFORMANCE INDICATORS

While the results in FY23 were affected due to factors not under control, SMIORE resolutely continued with the Company's significant expansion plans



CHAIRMAN'S ADDRESS

Unleashing transformation



MANAGING DIRECTOR'S LETTER

Carrying the legacy forward



STRATEGIC REVIEW

Introduction	02
Legacy	06
Business Canvas	10
Chairman's Address	16
Managing Director's Letter	18
Key Performance Indicators	22
Board of Directors	24
Corporate Governance Framework	28
Culture and Philosophy	30
Sustainable Development Framework	34

STATUTORY REPORTS

Management Discussion and Analysis	38
Corporate Information	46
Notice	47
Board's Report	61
Corporate Governance Report	88
Business Responsibility & Sustainability Report (BRSR)	115

FINANCIAL STATEMENTS

Independent Auditor's Report	149
Standalone Financial Statements	159
Independent Auditor's Report	215
Consolidated Financial Statements	222

A legacy of responsible mining. A future of integrated sustainability.

Established in 1954 under the visionary leadership of Murarirao Yeshwantrao Ghorpade, under the aegis of Yeshwantrao Hindurao Ghorpade, The Sandur Manganese & Iron Ores Limited ('SMIORE' or 'the Company') was started with a mission of scientific development and mining of manganese and iron ores.



From its origins as a predominantly merchant mining Company to its transformative journey into an integrated business, SMIORE has traversed a remarkable path. Over the course of nearly seven decades, the Company has witnessed a myriad of changes in the business environment, and transition in leadership.


Yet, amidst these shifts, one thing has remained steady - its steadfast commitment to core principles and ethos. These principles encompass the tenets of systematic, safe, and scientific mining, as well as a deep dedication to community and environmental stewardship.

Today, SMIORE stands as one of India's most diversified and integrated commodity producers. Renowned for its value-driven and rooted mindset, the Company continuously endeavours to evolve and remain relevant in a dynamic industry.

“

We remain steadfast in our commitment to the principles of scientific, safe and systematic mining, while being mindful of the delicate balance between extraction and the preservation of our finite natural resources. Throughout our operations, we have consistently embraced an environment-friendly approach, expressing our gratitude to nature for its bountiful gifts while diligently conserving it through initiatives such as afforestation, reclamation, environmental protection, and rehabilitation.”

Bahirji Ajai Ghorpade *Managing Director*



Its operations have expanded manifold since its inception, encompassing not only the mining of manganese and iron ores but also the establishment of downstream facilities in ferroalloys, coke, and energy. With its upcoming mining expansion, subject to respective regulatory approvals, SMIORE plans to further the scale and level of integration in its operation. This strategic development and consolidation of business enable seamless integration across the value chain, ensuring value addition at each stage.

SMIORE's unwavering commitment to employee welfare and safety has fostered a conducive ecosystem for its workforce to thrive. As one of the most respected private sector miners of manganese and iron ores, SMIORE's mines are recognised as shining examples of scientific development and meticulous operation in the country.

The Company places notable emphasis on afforestation, as well as the protection and conservation of the environment. This steadfast dedication has garnered prestigious state and national awards, including the coveted 5-star rating from the Ministry of Mines, Government of India, for its sustainable and scientific mining practices, concern for society, and commitment to environmental and forest protection.

IT IS WORTH MENTIONING THAT SMIORE HAS CONSISTENTLY RECEIVED THE ESTEEMED 5-STAR RATING EVER SINCE THE INTRODUCTION OF THE SUSTAINABLE DEVELOPMENT FRAMEWORK (SDF).

SMIORE in a snapshot



VISION AND MISSION

- Ensure safe, systematic and scientific mining practices, with the aim to preserve the environment and ecology, and uphold its reputation as a responsible mining Company
- Grow as a reputed business house by consolidating manganese and iron ore activities into a significant conglomerate with downstream integration of ferroalloys, power and steel; supported by robust corporate governance practices based on the principles of fair play, integrity, ethics and social welfare
- Build a happy and content society using effective and appropriate technology to improve the living standards and infrastructure facilities of the local region, with emphasis on education, health, training rural youth for better employability, solar electricity in every home and street, clean drinking water and sanitation for all
- Continue preserving and promoting art, culture, heritage and traditions of Sandur and the surrounding villages

SNAPSHOT

MINING LEASES

2
Mining Leases
Spread across about 2,000 hectares

17 MT
Manganese Ore
105 MT
Iron Ore

Vast mining reserves with leases up to 2033

RESPONSIBLE LEADERSHIP

~7
Decades
As one of the most respected private sector miners


A/ STABLE
CRISIL & ICRA
Rated
Robust credit rating

3rd
Largest
Manganese ore miner in India

2,294
SMIORE
Family members

CAPACITIES

0.28 MTPA
Manganese Ore



1.60 MTPA
Iron Ore



95,000/1,25,000 TPA
Ferroalloys (SiMn/ FeMn)



0.50 MTPA
Coke



32 MW
WHRB-based Energy



Evolving from an enduring legacy



“

With a rich history spanning more than a century, the Company takes immense pride in its storied legacy. It firmly believes that its true strength resides in the wealth of experience accumulated over the years, coupled with an indomitable spirit and a remarkable ability to adapt and consistently deliver excellence.”



**His Highness
Yeshwantrao Hindurao
Ghorpade**
Visionary



**Murarirao
Yeshwantrao
Ghorpade**
Founder

SMIORE’s legacy is one that stands the test of time. Mining operations at these mines commenced as early as 1904 and continue to thrive even after ~120 years of momentous global events. Throughout its enduring journey, the Company has weathered the tides of change, emerging more resilient every time.

Steeped in the illustrious guidance and steadfast support of His Highness Yeshwantrao Hindurao Ghorpade, who entrusted his eldest son Murarirao Yeshwantrao Ghorpade with the mission of scientifically developing the manganese and iron ore mines, the Company has transcended its original vision.

This visionary pursuit ignited an era that continues to radiate with pride even today. Throughout its journey, SMIORE has encountered numerous transformations, with successive generations of the Ghorpade family contributing to the Company’s growth in diverse business environments.

While the path traversed has not always been without challenges, the essence of the Company remains unchanged - unwavering spirit, unparalleled experience, and unrelenting enthusiasm. Each obstacle encountered has been navigated with resilience, culminating in a stronger and more accomplished SMIORE. It is this remarkable ability to adapt and shape its course that ensures nothing short of excellence is delivered at every turn.

From its inception as a regal venture, then as an incorporated Company, and eventually as a publicly listed entity, the distance covered by this organisation is remarkable. Yet, at the heart of it all, the operating philosophy of the Company remains resolute. It is

grounded in humility, generosity, and kindness, serving as the bedrock of SMIORE’s ethos.

Mining expansion

On 25 April 2023, the Company was granted environmental clearance (EC) for expansion of iron ore production, coupled with a 7.0 MTPA Beneficiation Plant and a Downhill Conveyor System for environment-friendly transportation of the mined mineral.

The Company is in the process of expanding its manganese ore mining operations from 0.28 MTPA to 0.58 MTPA, and iron ore mining operations from 1.60 MTPA to 4.50 MTPA, subject to necessary regulatory approvals from respective authorities.

MANUFACTURING HISTORY

Evolving from an illustrious history in manganese ore mining, SMIORE embarked on its manufacturing endeavours during the 1960s. The Company’s dedication to regional industrial development and the enhancement of residents’ lives drove the establishment of an electro-metallurgical industry in the Sandur area in 1968, kick-starting the production of ferroalloys.

It was led by, now esteemed Chairman Emeritus, Shivrao Yeshwantrao Ghorpade, a distinguished graduate from the renowned Colorado School of Mines, USA. Recognised as one of the nation’s foremost metallurgical engineers, his performance-oriented approach, solid principles, and adherence to scientific and systematic procedures guided the construction of SMIORE’s metal & ferroalloy plant.

Under his stewardship, the plant rose from its foundations to emerge as a beacon of excellence, standing among India’s finest metallurgical facilities.

Manufacturing milestones

Throughout its remarkable timeline, the Company has relentlessly pursued growth and innovation, overcoming challenges and embracing new opportunities.

1966

A significant landmark was achieved as the Company got listed on the BSE, to establish an Electro Metallurgical Industry.

1968

The plant for Ferroalloys’ operations was set-up in Vyasankere, with the establishment of one 15-MVA furnace.

1977

Further expansion took place with the addition of two more 20-MVA furnaces, enabling diversification into the production of Pig Iron, Ferromanganese, Ferrosilicon, and Silicomanganese.

1990’s

Challenges emerged for Ferroalloy operations due to inadequate and costly power supply in the region.

2000

A temporary shutdown of Ferroalloy operations ensued in response to the challenges faced.

2007

Demonstrating resilience and determination, Ferroalloy operations resumed.

2023

Keeping in mind the growing energy needs and expanding Ferroalloys production, the Company commissioned a 42.9 MW Hybrid Renewable Energy project on 13 June 2023, under the SPV - Renew Sandur Green Energy Solutions Private Limited.

2022

The Company embraced progress and innovation, expanding capacities for Silicomanganese and Ferromanganese (SiMn/ FeMn) to 95,000/ 1,25,000 TPA from the previous 48,000/ 66,000 TPA.

2021

A key milestone was achieved as the operational turnaround of Ferroalloys was successfully completed with the full commissioning of the Coke Oven and Waste Heat Recovery Boiler plant.

2018

A visionary project took shape as the Company commenced work on Waste Heat Recovery Boilers (WHRB) coupled with a Coke Oven plant, addressing power generation viability.

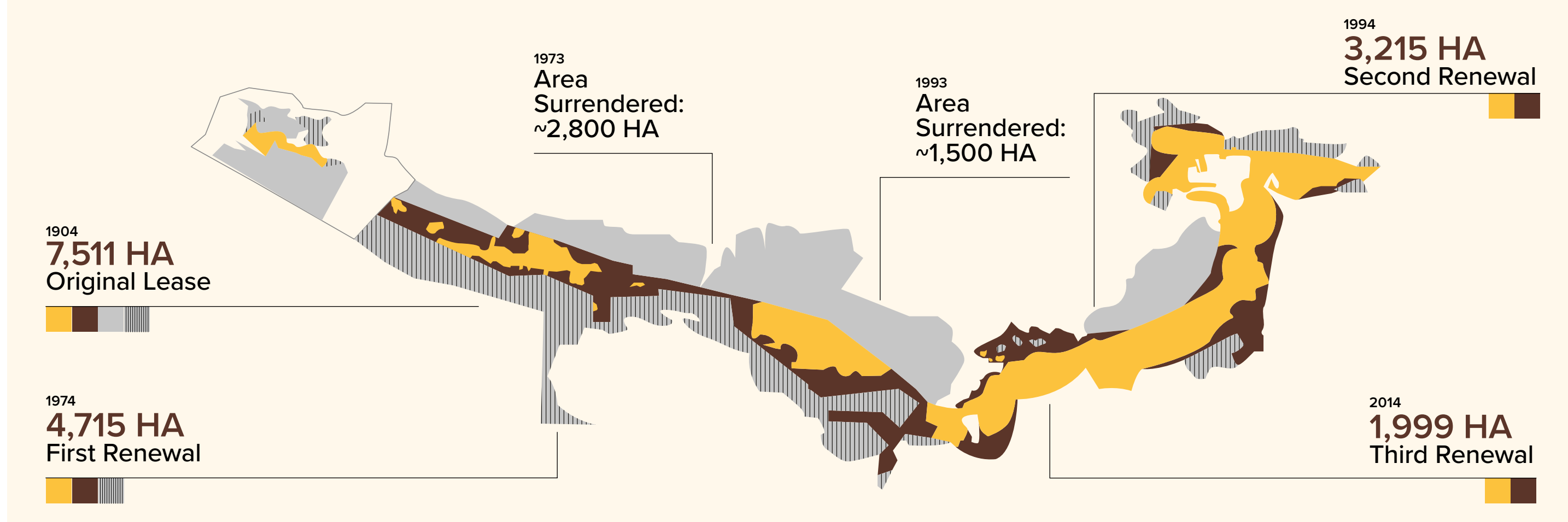
2010

Addressing the issue of inadequate power, the Company constructed a 32 MW Captive Thermal Power Plant.

THE EVOLVING HISTORY

Throughout its remarkable journey, The Sandur Manganese & Iron Ores Limited has continuously evolved, embracing innovation, and forging a path of sustainable growth, while honouring its rich legacy of mineral exploration and responsible mining practices.

EVOLUTION OF THE LEASE AREA OVER TIME



1838

The hills of Sandur unveiled the discovery of manganese ore, marking the inception of its mineral riches.

1904

Y.R. Ghorpade (YRG), the former ruler of Sandur, granted a mining lease to 'The General Sandur Mining Company Limited', a Belgian company. Initially for 25 years, the lease was later renewed for another 25 years, extending until 1953.

1907

Mining operations commenced within the present lease area, laying the foundation for a prosperous future.

1954

The mining lease was transferred to YRG, who subsequently entrusted it to The Sandur Manganese & Iron Ores Limited. Founded by his eldest son, Murarirao Yeshwantrao Ghorpade, the Company emerged with a commitment to professional management and the scientific development of the mines.

1964

The Company underwent a significant transformation, converting into a Public Limited Company.

1966

A monumental milestone was achieved as the Company successfully secured a listing on the Bombay Stock Exchange (BSE), marking its presence in the Indian capital markets.

1974

In the national interest, during the lease renewal in 1973, the Company relinquished 2,800 hectares of iron ore-bearing area, paving the way for extraction by the public sector company, NMDC Limited.

1994

Demonstrating a firm commitment to environmental preservation, SMIORE surrendered 1,500 hectares of forest area during the lease's second renewal, prioritising the conservation of precious forests.

2014

The Mining lease was renewed for the third time, extending its validity until 31 December 2033, symbolising the Company's enduring presence and commitment to responsible mining practices.

Today

SMIORE holds two mining leases, encompassing an area of 1,999 hectares, both valid until 31 December 2033. These leases house estimated reserves of approximately 17 million metric tons of manganese ore and 105 million metric tons of iron ore, solidifying SMIORE's position as a significant contributor to the mineral landscape.

From a miner to an integrated commodity player

Founded in 1954 as a mining enterprise, SMIORE has mastered the art of adaptation and evolution over the years. In the span of seven decades, it has encountered diverse opportunities and weathered formidable challenges, exemplifying its resilience.

From its roots in mining to venturing into ferroalloys and power generation, and adding coke and energy production, the Company has gracefully navigated various stages of business evolution.

Nestled in the heart of Karnataka's Ballari district, SMIORE's two mining leases in Sandur have been the bedrock of its mining pursuits since its inception. Strategically located near railways sidings in Swamihalli (SMLI) and Sunderambencha (SDMG) on the Swamihalli-Hospet BG Line, the manganese and iron ore mines are well-connected and poised for efficient transportation.

With a steadfast commitment to environmental preservation, the Company is forging ahead with the establishment of a Downhill Conveyor to transport mining output in a pollution-free and eco-friendly manner. This move not only aligns with SMIORE's sustainability goals but also holds the potential for enhanced realisations in the future.

FY23 WITNESSED SMIORE ACHIEVING STEADY VOLUMES BUT WAS MARKED WITH LOWER REALISATIONS ACROSS ALMOST ALL PRODUCT SEGMENTS, NONETHELESS, THE COMPANY NAVIGATED THIS PERIOD STRATEGICALLY TO

PRODUCE THE BEST POSSIBLE RESULTS IN A CHALLENGING ENVIRONMENT.

LOOKING AHEAD, SMIORE ENVISIONS CONSOLIDATING ITS BUSINESS FURTHER, INTENDING TO EXPAND BOTH MINING AND MANUFACTURING. MORE DOWNSTREAM FACILITIES AND VALUE-ADDED PRODUCTS WOULD BE ADDED IN THE LONG RUN.

This ambitious transformation reflects the Company's determination to evolve from a pure-play merchant miner into an integrated commodity player focussed on producing value-added end-products.

Confident about its next steps, SMIORE is poised to carve a more dominant path in the future, backed by these strategic additions. The Company remains steadfast in its commitment to create enduring value and a lasting legacy in the realm of integrated commodities.

1 BUILDING ON EXISTING STRENGTHS

Focused on expanding asset-light and high ROCE mining operations

Build downstream facilities for mining operations

Run cost-efficient operations resulting in high operating margins and significant operating leverage

Generating consistent cash flows to invest further in other segments

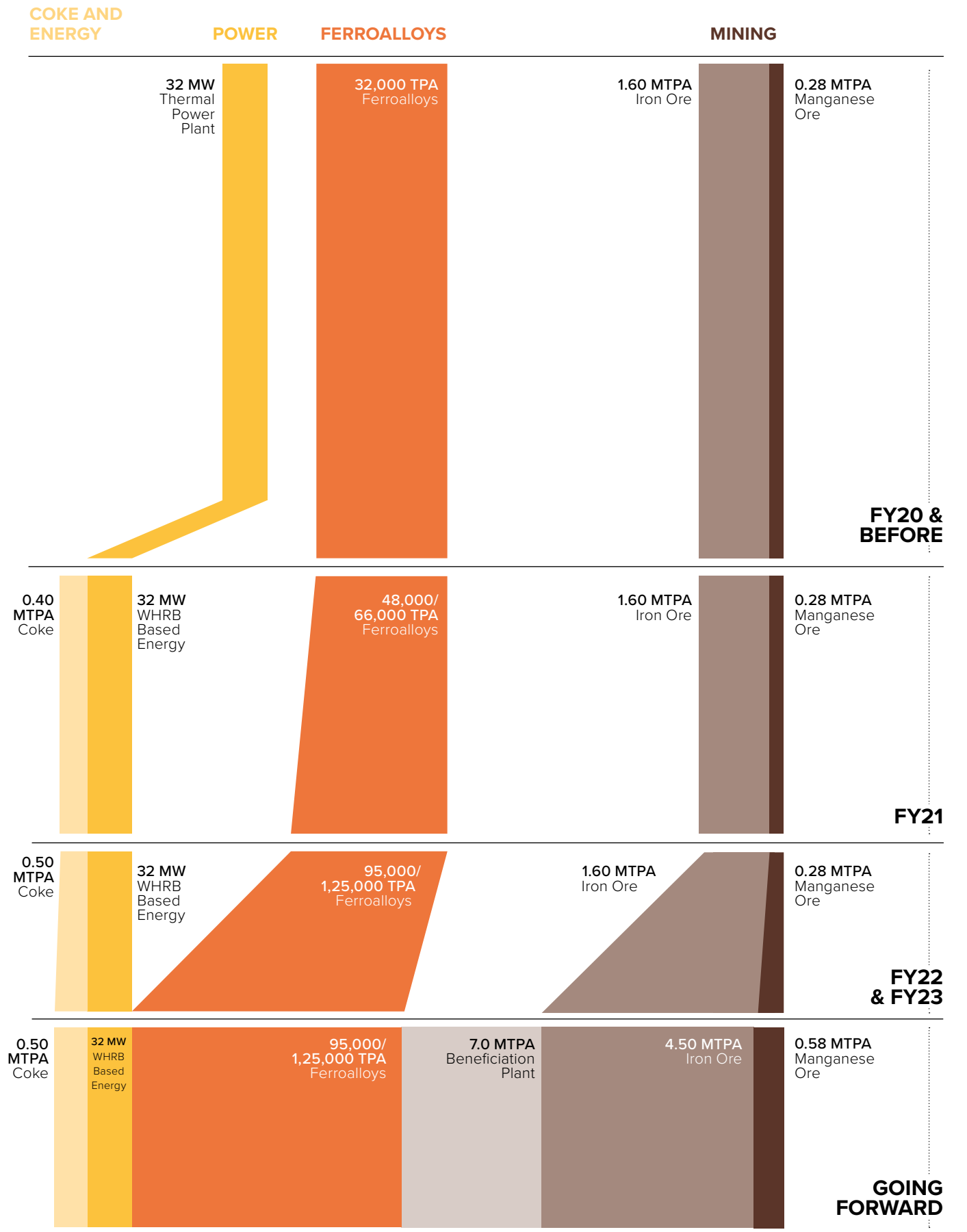
2 WITH A DEFINED ROADMAP FOR FUTURE

Build a long-term platform for growth

Mitigate sustainability concerns as a pure-play merchant miner

Achieve maximum possible integration within business segment to capture value at each stage

Forward integration into value-added end-products



MANGANESE ORE

SMIORE holds the distinction of being the third largest manganese ore miner in India. Engaging in semi-mechanised, labour-intensive manganese ore mining operations, the Company creates substantial employment opportunities within its ranks.

Renowned for its low phosphorus content, SMIORE's low-grade manganese ore (below 0.05%) is well-regarded as one of the finest in the metallurgical domain. This exceptional ore plays a crucial role in blends for producing ferroalloys and steel, accentuating its value in the market.

While a portion of the mined ore is used captively in the Company's ferroalloys operations, the remaining surplus is sold externally. Notably, SMIORE has an estimated manganese ore reserve of 17 MT, fortifying its prospects for future mining endeavours.



Mn

0.28 MTPA
Capacity

IRON ORE

SMIORE excels in fully mechanised iron ore mining operations, focussing on the production of iron ore with a 56% - 58% Fe grade, a key factor contributing to the Company's remarkable profitability.

Presently, all the mined iron ore finds eager buyers outside the Company, with no captive consumption. However, SMIORE is strategically planning to partially utilise its ore for captive purposes, once it expands into hot metal production, enhancing operational efficiency and strengthening self-sufficiency.

Looking ahead, the Company possesses a substantial estimated iron ore reserve of 105 MT, laying a solid foundation for its future mining ventures and reaffirming its position as a reliable and robust player in the iron ore market.



Fe

1.60 MTPA
Capacity

FERROALLOYS

In 1968, SMIORE embarked on its Ferroalloys journey, establishing a unit in Vysanakere, Hosapete, nestled within the newly formed Vijayanagara District. This state-of-the-art unit has Italian and Norwegian submerged electric arc furnaces, to produce high-quality Ferroalloys.

The unit's primary focus centres on the production of Silicomanganese and Ferromanganese, with the Company envisioning the addition of new products in its progressive trajectory. Acknowledging the power-intensive nature of Ferroalloys operations, SMIORE boasts a 32 MW power plant supplemented by Waste Heat Recovery Boilers, enabling the generation of clean energy at minimal costs.

Furthermore, taking into account its growing energy needs, the Company has recently commissioned a 42.9 MW Hybrid Renewable Energy plant to further its energy self-sufficiency and grow its Ferroalloys operations. This strategic initiative aligns with SMIORE's commitment to sustainable practices and further solidifies its stance as an environmentally responsible enterprise.

SiMn

FeMn

95,000/1,25,000 TPA
(Silicomanganese/
Ferromanganese) Capacity

COKE AND ENERGY

In 2018, the Company embarked on an ambitious Coke Oven expansion project, which was successfully commissioned in FY21, marking a milestone achievement. The subsequent FY22 witnessed the first full year of operations for this transformative endeavour.

Presently, the Company has four Coke Oven batteries, with a collective capacity of 0.5 MTPA, signifying significant progress in its coke production capabilities. Additionally, two state-of-the-art Waste Heat Recovery Boilers (WHRB) were strategically established, cumulatively generating 32 MW of cleaner energy as a by-product, further bolstering the operations of the Ferroalloys unit.

This cutting-edge infrastructure stands as a testament to the Company's relentless pursuit of innovation and its unwavering commitment to sustainable practices, firmly positioning it as a frontrunner in the metallurgical industry.

C

E


0.5 MTPA
Coke Oven Plant

32 MW
Waste Heat Recovery
Boilers (WHRB)

Unleashing transformation

“

FY23 brought its share of challenges from a macro and industry perspective. The announcement of increased export duty on minerals and metal products by the Government of India in May 2022, coupled with the global commodity pricing scenario at the time, adversely impacted not only SMIORE but the entire industry in the first half of FY23.”



Dear Shareholders,
My warm greetings to all our stakeholders. It is a pleasure to present to you SMIORE's Annual Report for FY23. I am proud to share the remarkable progress we have made this year on our chosen path of integration and sustainability.

SMIORE has stood tall as a symbol of trust and consistency over the nearly seventy years of its existence. Whilst witnessing and negotiating our way through shifts in the ever-changing business landscape, our commitment to our core principles and values has been steadfast. Our journey has been defined by systematic, safe and scientific mining practices, meshed with a deep-rooted sense of responsibility towards our community and the environment.

1.60 MTPA to 4.50 MTPA

Environmental Clearance (EC) for expanding iron ore production granted to SMIORE

RESILIENT PERFORMANCE

FY23 brought its share of challenges from a macro and industry perspective. The announcement of increased export duty on minerals and metal products by the Government of India in May 2022, coupled with the global commodity pricing scenario at the time, adversely impacted not only SMIORE but the entire industry in the first half of FY23. Our team responded well and we bounced back in the second half, meeting our annual targets and displaying a positive trajectory towards the end of the financial year.

Our total Income in FY23 declined marginally by 4% to ₹ 2,185 crore, over the previous year's ₹ 2,284 crore. This was primarily due to lower sales realisations for nearly all our products as compared to the previous year. EBITDA for FY23 stood at ₹ 451 crore, registering a decrease of 55% from FY22. Consequently, PAT for the year stood at ₹ 271 crore. While our momentum from last year slowed down due to external circumstances, our team still performed admirably, given the prevailing circumstances.

On our balance sheet we continue our robust position, with a Gross Debt to Equity ratio of 0.11 in FY23, as compared to 0.19 in FY22. Coupled with our surplus cash reserves, we continue to maintain a net-debt free balance sheet.

BREAKTHROUGH EXPANSION

Despite the uninspiring macro conditions, we remained steadfast in our vision to expand our operations.

We received the much-awaited Environmental Clearance (EC) for expanding iron ore production from 1.60 MTPA to 4.50 MTPA, along with the 7.0 MTPA Beneficiation Plant and a Downhill Conveyor System on 25 April 2023. This breakthrough in our mining expansion project marks a significant milestone in SMIORE's journey and sets the stage for its next phase of growth.

These expansion plans are aligned with our vision of an integrated and sustainable future. We believe that integrating our operations and focusing on long term sustainability will not only enhance our value addition capabilities but also foster growth and prosperity for all our stakeholders.

SUSTAINABLE APPROACH

Environmental stewardship remains at the core of our operations, and we have made significant strides in this direction. In the last couple of years, our efforts have been channelised towards clean energy initiatives. In 2021, we began with commissioning our Waste Heat Recovery Boilers, to set up a 32 MW clean energy capacity. We continued our steps in that direction and entered into a partnership for a 42.9 MW Hybrid Renewable Energy project. These are strategic moves to address our growing energy needs, whilst working towards achieving a greener future. As we further scale up our operations, we are determined to contribute to environmental sustainability by embracing cleaner energy sources that reduce our carbon footprint.

LOOKING AHEAD

As we navigate the path towards the future, we are excited about our prospects. The remaining approvals for our mining expansion project are

42.9 MW

Hybrid renewable energy project commissioned in a SPV



expected to be in place shortly, marking the beginning of a new phase in our journey. We are determined to position SMIORE as a formidable force in the industry, while always remaining true to our commitment to sustainability, environmental preservation, and community development.

I am delighted to announce that the Board has recommended a dividend of ₹ 5 per share, subject to shareholders approval at the coming Annual General Meeting. Furthermore, the Board has also given concurrence for listing the Company's equity shares on the National Stock Exchange of India Limited. This decision reflects our commitment to continue delivering value to our esteemed shareholders.

In conclusion, I extend my heartfelt gratitude to all our stakeholders for their unwavering support and trust in SMIORE. Your relentless faith has been the driving force behind our success and inspires us to reach greater heights.

Together, let us continue shaping a brighter, more sustainable and integrated future, bringing prosperity to all of us, the country and our global environment.

T. R. Raghunandan
Chairman

Carrying the legacy forward

“

The much-awaited Environmental Clearance (EC) for increasing iron ore production from 1.60 MTPA to 4.50 MTPA including the approval for 7.0 MTPA Beneficiation Plant and a Downhill Conveyor System, was granted on 25 April 2023. This will bolster our overall growth prospects and value addition capabilities within the mining segment. Once the remaining approvals are obtained, we will be able to ramp up our mining operations to the new maximum permissible limits in FY24, and subsequently focus on downstream projects like the Beneficiation Plant and our previously announced Pellet Plant.”



Dear Shareholders,
As Chuck Palahniuk puts it *“The goal isn't to live forever, the goal is to create something that will.”* And my forefathers did exactly that when their vision gave birth to The Sandur Manganese & Iron Ores Limited (SMIORE), a living testament to their enduring legacy and pioneering spirit.

With this cherished thought in mind, I extend my heartfelt greetings to each one of you.

As we transform our business canvas to meet the evolving industry landscape and future trends, one thing that remains steadfast and unchanging is our commitment to our core values and principles. True to my forefathers' vision, SMIORE has been, is, and will always be a Company that upholds the same enduring values it has embraced for seven decades now.

The essence of our journey at SMIORE is to create a legacy of sustainable growth and operational excellence, that will continue as we nurture an ecosystem that embraces the path leading towards an integrated and sustainable future.

42.9 MW

Renewable hybrid solar & wind energy project in collaboration with ReNew has been commissioned on 13 June 2023

THE YEAR THAT WAS

The financial year started with a landmark decision from the Honourable Supreme Court allowing the export of manganese and iron ore from mines in Karnataka's Ballari, Chitradurga, and Tumkur districts. This was a welcome decision, as it creates a level playing field for us, at par with other mines across the country.

Almost immediately, after the Honourable Supreme Court's order, there was an announcement by the Government of India on levying higher export duty on minerals and metal products, which temporarily disturbed the momentum of the industry. Given the initial ambiguity in certain elements of the Honourable Supreme Court's order, and the ensuing export duty announcement we witnessed a delay in offering our mined ores to the market during the first-half of the financial year. Nevertheless, I am pleased to share that we weathered these adversities with strategic determination, and saw significant improvements in our financial performance in the latter part of the financial year.

OPERATIONAL UPDATES

During the past year, our mining operations remained in line with the maximum permissible limit. However, we did experience a decrease in average sales realisations for both manganese and iron ores, which had an impact on our overall profitability. The Coke and Energy segment faced some challenges due to the volatile exchange rates of coking coal, making it difficult to maintain profitability in this segment throughout the year. To mitigate this, we decided to prioritise serving our contract manufacturing customers, thus reducing our exposure to such fluctuations.

Furthermore, the performance of the Ferroalloys segment during FY23 was also subdued due to declining realisations and a general slowdown in the steel industry after the export duty announcement. Despite these challenges, we concentrated our efforts on optimising the product mix to achieve the best possible outcomes given the prevailing circumstances.

EXPANSION PLANS

While FY23 was marked with external headwinds, we resolutely continued with our significant expansion plans.

The much-awaited Environmental Clearance (EC) for increasing iron ore production from 1.60 MTPA to 4.50 MTPA including the approval for 7.0 MTPA Beneficiation Plant and a Downhill Conveyor System, was granted on 25 April 2023, this will bolster our overall growth prospects and value addition capabilities within the mining segment. Once the remaining approvals are obtained, we will be able to ramp up our mining operations to the new maximum permissible limits in FY24, and subsequently focus on downstream projects.

Additionally, our 42.9 MW renewable hybrid solar & wind energy project in collaboration with ReNew has been commissioned on 13 June 2023. This will not only play a pivotal role in ramping up our Ferroalloys volumes going forward, but also provide us with an alternate source of energy thus strengthening the resilience of this business segment.

Regarding our Hot Metals project, we are making significant progress with extensive site preparation and development activities currently underway. This included crucial tasks such as ground-breaking, site preparation, levelling works, as well as the construction of a railway underbridge at the project site. We will share more details on the project going forward.

FINANCIAL PRUDENCE

At SMIORE, we firmly believe in disciplined capital allocation and focus on generating stable and growing cash flows. Our robust balance sheet, with a 'Net-Debt Free' position supported by surplus liquidity, gives us the fortitude to finance future expansion projects.

Last year we had strategically expanded our Ferroalloys operations, and this year we increased the capacity of our energy generation portfolio. As we progress with our expansion plans, both mining and non-mining projects, we aim to integrate our existing operations further while delivering new growth drivers. This approach positions us as an emerging integrated player in the metals and mining space, poised to benefit from higher value addition and conversion.

SUSTAINABILITY IN OUR ETHOS

As an organisation, the values that drive us include - Scientific Mining & Sustainable Operations; Adherence to Highest Corporate Governance Standards; Employee Welfare & Development; Environment Preservation & Community Development. These values are nothing but what in modern parlance we call ESG.

Sustainability and Environmental, Social & Governance (ESG) practices have always been an integral part of our DNA at SMIORE.

Our inclusive growth approach reflects our commitment to improving the living standards and infrastructure facilities in the local region, with a strong emphasis on education, health, training rural youth for better employability, providing solar electricity in every home and street, ensuring clean drinking water, and sanitation for all.

Over the last few years, we have made significant progress in transitioning to clean energy in our operations. We have converted our thermal power assets to clean Waste Heat Recovery Boiler-based energy generation assets, leading to a substantial reduction in our emissions and carbon footprint. Our choice of clean renewable energy for expanding our Ferroalloys operations through the hybrid 42.9 MW project demonstrates our commitment to a greener future.

Going forward as we scale our operations, our energy requirements will naturally increase, and clean energy will be our first go-to option to fulfil such requirements.

We are aligning our internal processes and operations to go even further in this cause.

We are proud to have raised and planted in their natural habitat, over 1,00,000 saplings of 50 native plant species, including Rare, Endemic & Threatened (RET) and The International Union for Conservation of Nature (IUCN) Red Listed species, as part of our forest ecosystem restoration initiative in FY23. This reflects our commitment to conserving biodiversity, mitigating climate change, and combating desertification.

This year, we identified and prioritised our material issues through stakeholder consultation, and presented our first Sustainability Report as well as our maiden Business Responsibility and Sustainability Report (BRSR), showcasing our progress in this domain.

REWARDS AND RECOGNITION

Our efforts and commitment to excellence have been recognised and honoured. We are proud to receive the Five Star Rating Award for the eighth consecutive time since inception. This award, introduced by the Ministry of Mines, Government of India, is a testament to our long-standing commitment to sustainable development and responsible mining practices. In addition to these accolades, SMIORE has also received various safety awards and environmental conservation awards, further solidifying its position as a responsible corporate entity.

1,00,000
Raised and planted over 1,00,000 saplings of 50 native plant species, including Rare, Endemic & Threatened (RET) and The International Union for Conservation of Nature (IUCN) Red Listed species, as part of our forest ecosystem restoration initiative in FY23

OUTLOOK

The future looks promising for SMIORE. We are poised to benefit significantly from our planned expansion of manganese ore and iron ore mining operations, as well as the introduction of the Beneficiation Plant. These expansions, coupled with our renewable energy initiatives, will contribute to our integrated setup, enhancing our overall growth prospects.

Going forward, we will get into hot metal production and downstream value add products, with the aim of having maximum possible integration within all our business segments, which not only complement each other, but position us as a formidable force in the industry. Our vision involves positioning SMIORE as an integrated player in the metals and mining space.

All this would not have been possible without you. I extend my heartfelt gratitude to our shareholders, employees, customers, and other stakeholders for their trust. We are confident that with your continued support, SMIORE will continue to grow and create value for all our stakeholders. Together, we will march towards an integrated and sustainable future, embracing the path that leads to prosperity for all.

Bahirji Ajai Ghorpade
Managing Director




Actual site photo of the 42.9 MW renewable energy project

THE FINANCIAL YEAR STARTED WITH A LANDMARK DECISION FROM THE HONOURABLE SUPREME COURT ALLOWING THE EXPORT OF MANGANESE AND IRON ORE FROM MINES IN KARNATAKA'S BALLARI, CHITRADURGA, AND TUMKUR DISTRICTS. THIS WAS A WELCOME DECISION, AS IT CREATES A LEVEL PLAYING FIELD FOR US, AT PAR WITH OTHER MINES ACROSS THE COUNTRY.

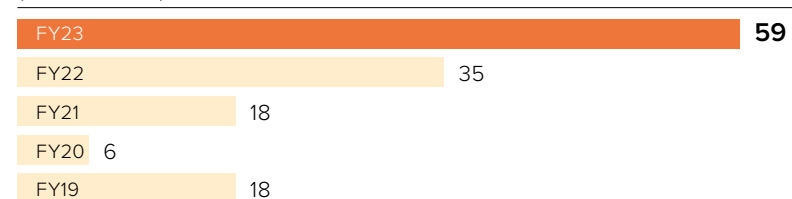
A resilient response

The adverse effects of industry developments including export duty announcements & global commodity scenarios impacted our H1FY23 performance. The metal & mining industry faced challenges post the announcement of increased export duty on minerals and metal products, alongside the impact of global commodity pricing. These factors significantly affected realisations. However, our team demonstrated remarkable resilience and adaptability, resulting in substantial sales volumes and a positive trajectory towards the end of the financial year.

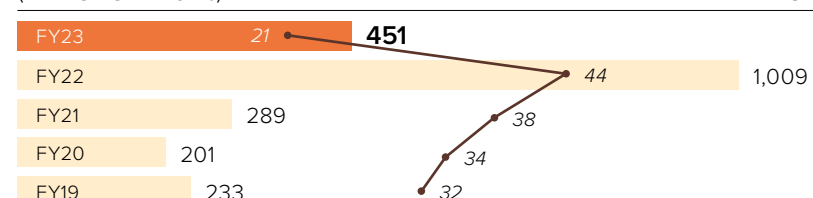
REVENUE FROM OPERATIONS (IN ₹ CRORE) ↑ 32% CAGR



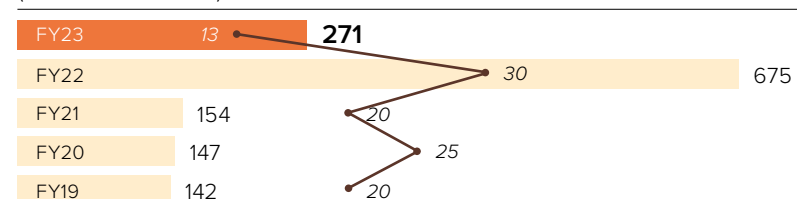
OTHER INCOME (IN ₹ CRORE)



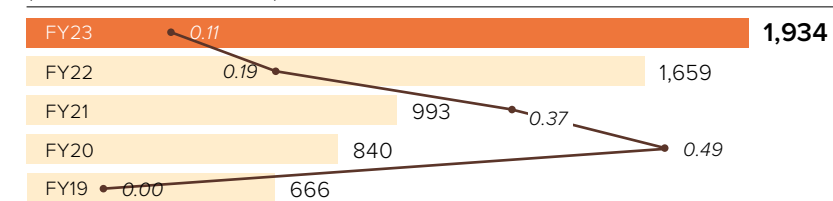
EBITDA & EBITDA MARGIN (IN ₹ CRORE & %) ↑ 18% CAGR



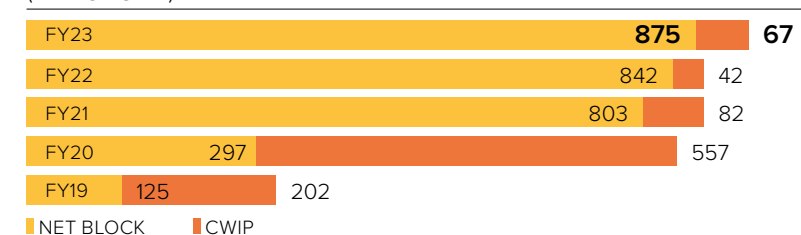
PAT & PAT MARGIN (IN ₹ CRORE & %)




EQUITY & DEBT TO EQUITY (IN ₹ CRORE & TIMES) ↑ 31% CAGR



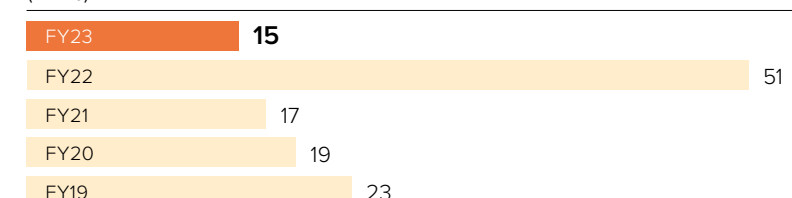
NET BLOCK & CAPITAL WORK-IN-PROGRESS (IN ₹ CRORE)




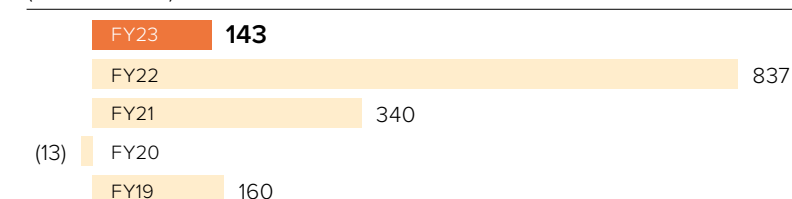
RETURN ON CAPITAL EMPLOYED (IN %)



RETURN ON EQUITY (IN %)



CASH FROM OPERATING ACTIVITIES (IN ₹ CRORE)



While the financial performance in FY23 was subdued in comparison to the higher base of FY22, due to factors outside of the Company's control, we resolutely continued with our expansion plans and long-term objective.

~3X
Increase in Equity base over last 4 years

~7X
Increase in Net Block over last 4 years

0.11
Gross Debt to Equity supported by surplus cash equivalents and strong cash flows

Net Debt Free
Net Debt Free with surplus cash equivalents of ₹ 747 crore

An eminent ensemble

As a value-driven Company, SMIORE places integrity and transparency at the pinnacle of importance. The Company's relentless commitment to high standards of compliance and good governance has earned it a well-deserved reputation for fairness and justice throughout its decades of operation. Even today, SMIORE treasures its hard-earned goodwill, a testament to its relentless dedication, determination, and diligence.


This high standing is majorly due to a synergy of distinguished groups of individuals who have contributed with their values and expertise to create an impactful organisation with a purpose.

PARENTAGE



YESHWANTRAO HINDURAO GHORPADE
Visionary

His Highness Yeshwantrao Hindurao Ghorpade (1908-1996) was a visionary leader and the former ruler of the Sandur State. Guided by his sagacious counsel, his eldest son Murarirao Yeshwantrao Ghorpade founded The Sandur Manganese & Iron Ores Limited in 1954, with the goal of embracing scientific approaches to manganese and iron ore mining. He served as the Chairman and Managing Director of the Company until his last day, leaving behind an indelible legacy.



MURARIRAO YESHWANTRAO GHORPADE
Founder

Murarirao Yeshwantrao Ghorpade (1931-2011) played a pivotal role in the inception of the Company. With an academic background from Cambridge, he embarked on a remarkable journey with SMIORE, progressively advancing from an administrative officer to Joint Managing Director, and ultimately taking the helm as Managing Director. His exceptional leadership extended till 1999 when he transitioned to the role of Chairman Emeritus until his passing. Beyond his business acumen, he carved a distinguished political career, serving as Karnataka's Finance Minister and Panchayat Raj & Rural Development Minister.



SHIVRAO YESHWANTRAO GHORPADE
Chairman Emeritus


Shivrao Yeshwantrao Ghorpade, a Metallurgical Engineer from the prestigious Colorado School of Mines, USA, continues to be actively associated with the Company even after 54 years, as Chairman Emeritus. His pioneering contributions since the inception of the Metal and Ferroalloy Plant in 1967 have been instrumental in shaping SMIORE's growth. His principled approach, scientific methodologies, and performance-driven strategies have propelled the Company beyond mining. Under his astute leadership, SMIORE adeptly navigated through challenges such as the power cost crisis, BIFR, and the suspension of mining by the Honourable Supreme Court. He held the mantle of Chairman and Managing Director until 2017, followed by continued service as Chairman until 2020.

BOARD OF DIRECTORS



T. R. RAGHUNANDAN
Chairman

T.R. Raghunandan is a distinguished expert in policy formulation, decentralisation, and anti-corruption measures. With nearly three decades of experience in executive and corporate management, and policy-making positions in the state and union governments, he has significantly influenced policies related to rural development and panchayat raj. He has also served as a consultant and advisor to esteemed international development agencies, governments, and non-profit institutions, such as UNDP, the Swiss Development Corporation and other prestigious foundations. Alongside his professional pursuits, he is a Director and Co-founder of Avantika Foundation, a non-profit organisation committed to building the Museum of Movement, showcasing India's transport history. His passion for vintage cars and restoration is well-known.



BAHIRJI AJAI GHORPADE
Managing Director

Bahirji Ajai Ghorpade, a Commerce graduate with a specialisation in Finance from Christ University, Bengaluru, embarked on his journey with the Company in April 2015 as a Management Trainee after completing the Company Secretary Executive Programme from the Institute of Company Secretaries of India. Following a brief sabbatical for higher studies, earning his Masters in Finance and Management from Cranfield School of Management, Cranfield University, United Kingdom, he returned to the Company in 2018. Since his return, Bahirji has taken on multiple responsibilities, including Project Accounting, managing all project-related expenses, cash flow, and asset capitalisation. Additionally, as an Executive Assistant to the MD, he actively contributed to various functional areas such as corporate affairs, materials management, commercial management, finance, administration, and general management, offering him valuable insights into the finer aspects of leadership. Progressing in his career, Bahirji served as Director (Corporate) before attaining the position of Managing Director of the Company in June 2020. Under his leadership, the team has relentlessly driven performance optimisation and seamless operations. He has ensured successful project commissioning, strategised effective product marketing, and enhanced outreach to stakeholders. Moreover, Bahirji has played a crucial role in devising growth and sustainability strategies, leading the organisation towards a promising future.

BOARD OF DIRECTORS




G. P. KUNDARGI
*Independent
Director*

G. P. Kundargi, a distinguished Independent Director, graduated in B.Sc. (Chemistry) from Karnataka University in 1976, and further pursued a post-graduation in M. Tech (Mineral Processing) in 1979. He possesses extensive expertise in metal mining (both opencast and underground), mineral processing, and beneficiation. He is the Former Chairman and Managing Director of MOIL Limited (formerly Manganese Ore India Limited), and also serves on the Board of Nava Limited.



LATHA PILLAI
*Independent
Director*

Latha Pillai, an esteemed Independent Director, boasts over three decades of experience in higher education as an educational administrator. Throughout her career, she has been instrumental in quality assessment and evaluation, promotion of women in governance, and academic leadership. Notably, she made significant contributions to institution building while associated with NAAC between 1994 and 2019. She has received prestigious awards, including the Endeavour Australia Cheung Kong Research Fellowship by the Australian Government, Monash University, Melbourne, Australia; USIA International Visitors Programme, USA; International Resident Fellow, University of Calgary, Canada; and Jawaharlal Nehru Birth Centenary Award for 2012 by the Indian Science Congress Association. Her knowledge and acumen have led to nominations in various Committees of UGC, MHRD, FICCI, and CII, among others. She is presently associated with ICFAI Group of Institutions as a senior advisor (Education).



JAGADISH RAO KOTE
*Independent
Director*

Jagadish Rao Kote, a result-oriented technocrat and Independent Director, earned his graduate degree in Electronics and Communications (B.Tech) from Mysore University. He is also the recipient of the Kirloskar Memorial Award for being an outstanding student. He did his post-graduation in Industrial Electronics (M.Tech) and is presently pursuing doctoral studies in Power systems under VTU. He is also a Fellow member of the Institute of Cost and Management Accountants of India. With over 37 years of industrial and techno-managerial experience, he specialises in Strategy Planning, Project Management, Embedded Systems Design Engineering and Electronic Designs. His expertise has led him to a position of a professor at a reputed engineering college in Bengaluru.



H. L. SHAH
*Independent
Director*

H. L. Shah graduated from N. M. College of Commerce & Economics, Mumbai, in 1974. He became a Chartered Accountant in 1980 and is an associate member of ICAEW. With around 40 years of rich experience at A. F. Ferguson & Co. / Deloitte India, of which he has served 30 years as a Partner. Throughout his career, he gained comprehensive expertise in managing all aspects of professional practice, particularly in the Audit and Assurance function. He has served Indian and multinational clients, and his experience includes Euro Issues, Indian Public Offerings, Due Diligence, Corporate Governance, and more.



**MOHAMMED
ABDUL SALEEM**
Director (Mines)

Mohammed Abdul Saleem holds a Bachelor's Degree in Commerce (B.Com.) and a Bachelor's Degree in Law (LLB). He is also a Fellow Member of the Institute of Company Secretaries of India. Since 2005, he has been an integral part of the Company. With a background as a Company Secretary and a law graduate, he has adeptly managed secretarial functions for listed companies, handled legal matters, represented the Company before various authorities, judicial, and quasi-judicial forums, and provided valuable assistance to esteemed advocates. Additionally, he has served as a nominee director of SMIORE on the boards of a few companies, significantly contributing to their revival. With over 24 years of experience in managerial positions at the Board level, he was appointed as Director (Mines) in the Company, effective April 2020.

A profound commitment to core values

At the heart of SMIORE lies a deep commitment to its fundamental values, an unwavering dedication that courses through every aspect of its being. From its exceptional leadership style to its community-centric approach, the Company emanates a timeless legacy of principles, passed down from one generation to the next.

SMIORE's innate sense of responsibility towards its stakeholders, encompassing shareholders, customers, team members, and communities, forms the bedrock of its transparent and ethically driven business conduct. With a resolute focus on socially responsible growth, the Company is on a journey of long-term value creation, enriching the lives of all its stakeholders and fortifying its standing as a beacon of corporate governance excellence.

Its corporate governance framework consists of a set of principles, practices, policies, and processes that guide the way it is directed, managed, and controlled. It encompasses various elements and structures that aim to ensure transparency, accountability, and ethical conduct within the organisation. The key components include:



DIVERSE BOARD OF DIRECTORS

As stewards of corporate governance, they steer SMIORE towards enduring success, embodying the values of integrity, transparency, and resolute commitment to stakeholders' interests. Their collective acumen is the cornerstone of SMIORE's unwavering dedication to excellence and sustainable growth.

As of 31 March 2023, the distinguished Board of Directors at SMIORE is composed of seven esteemed members, thoughtfully selected to form an optimal blend of executive and non-executive directors with notable inclusion of a woman independent director. Guided by a profound commitment to strategic decision-making, SMIORE's board exemplifies a kaleidoscope of expertise and experience.

Each Board member at SMIORE possesses a unique and invaluable skill set, honed through years of industry knowledge, astute leadership, and impeccable interpersonal acumen. Some members bring to the table a wealth of decades-spanning experience, having adeptly navigated through multiple transformations in business landscapes. On the other hand, others offer contemporary insights, adept in the realm of modern technology and cutting-edge management practices.



A HARMONIOUS BLEND OF YOUTHFUL DYNAMISM AND SEASONED WISDOM IS THE HALLMARK OF SMIORE'S BOARD, AS THE DIVERSE ARRAY OF PERSPECTIVES CONVERGES TO ENSURE INFORMED AND VISIONARY DECISION-MAKING.

1
member
With 5-15 years' experience

1
member
With 16- 25 years' experience

5
members
With 25+ years' experience

8
Board meetings during FY23

16
Board Committee meetings during FY23

98%
Overall attendance rate at Board meetings

95%
Overall attendance rate at Board Committee meetings

1
Independent Directors meeting during FY23

CONTRIBUTORY COMMITTEES OF THE BOARD

The Committees of the Board are instrumental pillars of SMIORE's governance structure, each playing a significant role in shaping the Company's course. SMIORE's board is bolstered by six committees, each playing a pivotal part in decision-making, thus fostering organisational growth.

These committees bring diverse expertise and perspectives to the table, ensuring effective governance and strategic planning for the Company's future endeavours. Together, they create a strong framework that empowers SMIORE to navigate challenges and seize opportunities, all while upholding the highest standards of corporate governance.

The Committees are:

- Audit Committee**
- Stakeholders Relationship Committee**
- Risk Management Committee**
- Corporate Social Responsibility Committee**
- Nomination and Remuneration Committee**
- Corporate Sustainability Committee**

MODEL ETHICS AND GOVERNANCE POLICIES

At SMIORE, a comprehensive set of policies and codes serve as guiding ideals for the Company, upholding the values of integrity, transparency, independence, and accountability. These meticulously crafted policies and codes form the cornerstone of our business practices, fostering a culture of excellence and responsible conduct. Some of these policies include:

- Code of Conduct for Board Members and Senior Management Personnel
- Code of Conduct & Ethics Policy for Employees
- Code of Practices and Procedures for Fair Disclosure of Unpublished Price Sensitive Information
- Code of Conduct to Regulate, Monitor & Report Trading by Designated Persons
- Whistle Blower Policy
- Policy on Materiality of Related Party Transactions
- Corporate Social Responsibility Policy
- Policy on Board Diversity
- Policy on Nomination and Remuneration of Directors, Key Managerial Personnel and other Employees
- Board Evaluation Framework
- Policy for Determining Material Subsidiary
- Risk Management Policy
- Familiarisation Programme for Independent Directors
- Policy on Preservation of Documents
- Archival Policy
- Policy on Determination of Materiality of an Event or Information
- Dividend Distribution Policy

Shared prosperity with society

Incorporating a culture of giving and shared prosperity, SMIORE is guided by a profound value system rooted in the esteemed Ghorpade family's legacy. These time-honoured values have permeated the Company, fostering a commitment to inclusive growth. As SMIORE advances, it dedicates itself to scientific and sustainable mining practices, while also safeguarding the environment. However, the true essence lies in its unwavering dedication to uplifting underprivileged communities and enhancing their quality of life.



SMIORE'S VISION ON SUSTAINABILITY

"Build a happy and contented society using effective and appropriate technology to improve the living standards and infrastructure facilities in the local region, with emphasis on education, health, training rural youth for better employability, solar electricity in every home and street, clean drinking water and sanitation for all."

VENTURING BEYOND CONVENTIONAL NORMS, SMIORE CONSISTENTLY OUTPACES ITS PEERS IN ENVIRONMENTAL STEWARDSHIP AND COMMUNITY DEVELOPMENT. ITS PROACTIVE APPROACH HAS GARNERED RECOGNITION FROM VARIOUS AUTHORITIES, ESTABLISHING IT AS A DEVELOPMENT-FOCUSSED ENTERPRISE. THROUGH THIS ENDURING PHILOSOPHY, SMIORE ENVISIONS A FUTURE WHERE PEOPLE AND COMMUNITIES FLOURISH, UNITED IN SHARED PROSPERITY.

KEY FOCUS AREAS





TRAINING FOR BETTER EMPLOYABILITY

With a visionary outlook, the late ruler and visionary of SMIORE, Y. H. Ghorpade, and subsequently his son M. Y. Ghorpade, have embraced employees as an integral part of the extended family. Pioneering a culture of belongingness within the Company, they have diligently ensured the security of their employees' livelihoods.

SMIORE's enduring bond with its workforce is a product of thoughtful consideration, cultivated over the years. To this day, SMIORE firmly believes that its employees' dedication and hard work are the driving force behind its success. As such, the Company extends its heartfelt gratitude to them for their instrumental role in shaping its achievements.

SMIORE's commitment to employee welfare is exemplified through a range of thoughtful programmes:

Food security

With untiring commitment, the Company provides its employees with a monthly ration of essential food items at prices set in 1972. This invaluable monthly ration, sufficient for a family of five, is priced at a nominal ₹ 145, an outstanding feat as its current market value stands at over ₹ 3,500. This tradition, spanning 50 years, showcases the Company's dedication to shielding employees from inflationary pressures, and preserving their real income.

Subsidised LPG cylinder

In an eco-conscious effort, SMIORE extends a substantial 90% subsidy on LPG cylinders (8 cylinders a year) to a significant number of its employees, aiming to discourage the depletion of trees for fuel.

Housing loan subsidy

Inspiring employees' aspirations of owning a home, SMIORE offers housing loan interest subsidy, where employees effectively pay a mere 1% interest.

Other activities

Emphasising holistic well-being, the Company extends a range of employee welfare initiatives, including cash allowances, clothing provisions, marriage and festival gifts, comprehensive medical care, sickness benefits, education and training facilities, housing and electricity support, family needs, scholarships for higher studies, among others. These endeavours reflect SMIORE's unyielding commitment to nurturing and cherishing its most valuable asset - its family of workforce.

Beneficiaries

~4,000
SMIORE

Direct and indirect family members including 2,294 SMIORE direct family members.



CHAMPIONING COMMUNITY DEVELOPMENT

The Company places paramount importance on community development in the regions where it operates. Encompassing a philosophy rooted in good governance, fair play, and righteousness, the Ghorpade family and SMIORE embrace the core values of area development, social cohesion, cultural heritage preservation, and the nurturing of Indian family values. Upholding these principles, the Company cherishes its enduring goodwill, deeming it their most valuable asset.

Recognising the significance of consultation and collaboration with local stakeholders, the Company also engages in ongoing and transparent dialogue throughout its operations, including the crucial stages of mine closure and post-closure activities.



All that we get (earn) from the soil of Sandur in one form or the other should be primarily used to benefit Sandur...The Mining Lease is something that has to be held in Trust for the benefit of those who are working so hard for so many years, with so much faith and determination. This is not anybody's private property, but a sacred social responsibility, in which each one of us has to function as Trustee for the toiling workforce."

M. Y. Ghorpade, Founder



EDUCATION INITIATIVES

- Fifteen educational institutions managed by Sandur Education Society and Shivapur Shikshana Samiti with over 5,000 students and nearly 300 staff members (teaching and non-teaching)
- Sandur Vidya Prothsaha Scholarships (SVPS) to support children from needy backgrounds in Sandur and surrounding areas, promoting better education through merit-based scholarships
- Vocational training for local youth in various trades to enhance their employability prospects
- Support for a Special Training Centre to promote rural children's education and prevent child labour, accompanied by cash incentives for encouraging school attendance

During FY23, the Company completed the construction of Deogiri English Medium School at Deogiri, Sandur at a project cost of ₹ 4.42 crore.

The Company also started the infrastructure development of three schools of Sandur Education Society at the beginning of FY23 at an approved budgeted spend of ₹ 3.03 crore.



HEALTHCARE INITIATIVES

- Health and sanitation programs, including toilet construction initiatives
- Woman and childcare initiatives with a special emphasis on preventing child labour
- Specialised medical care in fields such as cardiac care, paediatrics, orthopaedics, and ENT, including expert eye care
- Hospitals and dispensaries established in employee colonies as well as in Sandur, catering to the health needs of the local population
- Regularly conducting specialty treatment camps with expert doctors including those focussing on cancer detection and free eye camps on a monthly basis
- Financial assistance and medical care arrangements for underprivileged families facing major ailments



INFRASTRUCTURE DEVELOPMENT INITIATIVES

- Contribution towards Ballari District's development work, contributing to the region's growth
- Desilting of lakes around SMIORE's mines to enhance water conservation efforts
- Construction, repair, and maintenance of roads to improve connectivity and accessibility
- Support to Sandur Kushala Kala Kendra (SKKK) for nurturing traditional art and craft, empowering local artisans, especially tribal and backward women
- Creation of a multipurpose hall, Adarsh Community Centre, benefitting SMIORE's employees and the local community for various events and ceremonies

Through these multifaceted efforts, SMIORE elevates the quality of life for the communities it serves, laying the foundation for sustainable growth and prosperity. By fostering an ecosystem of progress and inclusivity, the Company not only shapes its legacy but also nurtures a brighter and more equitable future for all.

A resolute commitment to preserve the environment

At the core of SMIORE's business philosophy lies a determined dedication to environmental preservation. From its inception, the Ghorpade family and the Company have prioritised conservation efforts in the Sandur region. As the leadership transitioned over time, the foundational principles of environmental sustainability remained steadfast.

Rooted in the royal heritage, SMIORE's core values continue to guide its multifaceted mining and metallurgical endeavours. The Company embraces its duties and responsibilities towards the environment, recognising the finite nature of the world's natural resources.

With a profound understanding of the significance of sustainability, SMIORE ensures that its mining practices are systematic, scientific, and safe, meticulously managing the impact on finite resources. The Company prioritises obtaining certifications and adheres to stringent international management standards to uphold its commitment to sustainability.

FOR SMIORE, MINING LEASES ARE NOT MERE ASSETS FOR SHORT-TERM EXPLOITATION; THEY ARE NATIONAL RESOURCES MEANT TO BE PRESERVED FOR GENERATIONS TO COME.



- KEY FOCUS AREAS**
- Systematic, Scientific, and Safe Mining
- Energy Conservation and GHG Scope Emissions
- Waste Management
- Water Management
- Circular Economy
- Green Cover Management
- Biodiversity Management

SUPPLEMENTARY ENVIRONMENT MANAGEMENT PLANS (SEMP)

SMIORE's mining lease land, encompassing approximately 2,000 hectares, includes 1,752 hectares of precious forest land. With prudence and care, the Company diligently safeguards these mining leases.

To combat soil erosion in hilly terrains, where most of SMIORE's mining leases are situated, the Company undertakes several measures, including laying coir mats on dumps, constructing check dams, gully plugs, drains, and toe walls. These efforts protect nearby lakes from siltation and prevent dumps from being washed away during heavy rainfall.

SMIORE also invests in rainwater harvesting techniques to recharge groundwater, utilising the stored water for dust suppression and greenbelt development.

SMIORE maintains a dedicated nursery that regularly nurtures saplings, leading to the development of tree plantations over 250 hectares within the mining area.

In a remarkable feat, the Company has planted over 38 lakh trees across its two mining leases, and about 10 thousand bamboo trees have been planted for reclamation of land, in the last 36 years, transforming the mines into a beacon of successful plantation drives.



FIRM COMMITMENT TO SUSTAINABLE MINING OPERATIONS


From its inception, SMIORE embraced a scientific mining approach that embraces environmental sustainability. Today, the Company remains steadfast in its commitment to preserving and conserving its mines.

SMIORE has embarked on a transformative venture by joining forces with Renew Green Energy Solutions Private Limited to establish an innovative renewable energy-based power plant at Kudligi. This pioneering project will harness the potential of both solar and wind energy, with an anticipated output of 33 MW solar and 9.9 MW wind energy, paving the way for sustainable electricity generation and a significant reduction in carbon emissions.

Proactive steps are taken to reduce waste generation, water consumption, greenhouse gas emissions, and energy consumption.

SMIORE endeavours to minimise ecological disturbances in its mining lands while continuously rejuvenating the flora in these areas.

In FY23, as a part of the forest ecosystem restoration initiative, over 1,00,000 saplings, across 50 native plant species that includes Rare, Endemic & Threatened (RET) and The International Union for Conservation of Nature (IUCN) Red Listed species, were raised & planted in their natural habitat as a key strategy for conserving biodiversity, mitigating climate change, and combating desertification.



IN 1994, DEMONSTRATING A FIRM COMMITMENT TO ENVIRONMENTAL PRESERVATION, SMIORE SURRENDERED 1,500 HECTARES OF FOREST AREA DURING THE LEASE'S SECOND RENEWAL, PRIORITISING THE CONSERVATION OF PRECIOUS FORESTS.

SUSTAINABILITY HIGHLIGHTS OF THE YEAR

Presented our **1st** BRSR Report

Brought out our **1st** Sustainability Report

Identified our material issues

In consultation with stakeholders

MATERIAL ISSUES

- Business ethics
- Corporate governance, accountability & disclosures
- Conflict of interest involving members, employees and business partners
- Responsible consumption and production
- Occupational health & safety
- Employee development & retention
- Relationship management with different stakeholders
- Human rights issues
- Critical incident management
- GHG emissions
- Circular economy
- Afforestation
- Energy management
- Water management
- Community development

AWARDS AND RECOGNITIONS

The Company holds a deep reverence for statutes and regulations, and goes beyond what is mandated by the law in its approach to responsible mining. Its exceptional efforts have garnered recognition through prestigious awards from both the Indian government and private organisations.



FIVE STAR RATING AWARDS

Under the Government of India's Ministry of Mines and Indian Bureau of Mines, the 'Sustainable Development Framework' (SDF) has been introduced, incorporating a rating system for mining leases. In the inaugural year of 2014-15, the Ministry launched the Five Star Rating Awards. Remarkably, SMIORE was the sole Mining Lessee in Karnataka and one of just three Iron Ore Mining Lessees nationwide to receive the prestigious Five Star Rating.

On 1 March 2023, the Company was once again honoured with the esteemed Five Star Rating Award, marking the 8th consecutive year of receiving this prestigious recognition. Since the award's inception by the Ministry of Mines, Government of India in 2014-15, the Company has been consistently bestowed with the Five Star Rating for all subsequent years.



INDUSTRY SAFETY AWARDS

In FY23, the Mines Safety Association of Karnataka, operating under the Directorate General of Mines Safety, Government of India, conducted thorough inspections of all mines. These inspections, supervised by Deputy Directors, resulted in SMIORE being awarded an impressive total of 33 prizes in various categories. The recognition was received for outstanding achievements in areas such as Mine Workings, Safety Management System, Occupational Health, Welfare Amenities, Silicosis Awareness, Contractual Work Vis Safety, Swachh Bharat Abhiyaan, Drilling & Blasting, Crusher & Electrical Installations, Loading & Transportation, Maintenance of Mining Machinery, Publicity & Innovation, among others. The accolades were granted to our Deogiri, Kammaturu, Subbarayana Halli, and Ramghad Mines.



ENVIRONMENT CONSERVATION AWARDS

During the 21st MEMC Week in FY23, hosted by the Mines Environment & Mineral Conservation Association (MEMCA) of Karnataka under the Indian Bureau of Mines, Government of Mines, SMIORE achieved remarkable success by securing a total of 17 prestigious prizes. Among these accolades, the Company proudly received the overall first prize for both of its mines.



STATE SAFETY AWARD

SMIORE's Vysanakere plant achieved an outstanding milestone by being honoured with the 'Best Safety Performance Industry' award at the BKRIS regional level competition in FY23. This esteemed recognition was presented by the Department of Factories and Boilers, Government of Karnataka, as a distinguished part of the 52nd National Safety Day programme.

Management Discussion and Analysis

GLOBAL ECONOMY

The global economy, which once showed signs of soft landing in early 2023, has faced setbacks due to stubbornly high inflation and recent financial turmoil. Central banks' efforts to combat inflation and stabilise prices have met with challenges, as underlying price pressures persist and labour markets remain tight in various economies. Financial sector vulnerabilities have come into focus, and concerns of contagion have arisen, leading policymakers to take forceful actions to stabilise the banking system.

Despite ongoing challenges, certain factors continue to shape the world economy, albeit with varying intensities. High debt levels limit fiscal policymakers' responses to new challenges, while geopolitical tensions contribute to uncertainties. In this scenario, risks are firmly tilted towards the downside, and growth projections have been revised downward.

The baseline forecast indicates a gradual recovery with global growth expected to fall from 3.4% in 2022 to 2.8% in 2023 before settling at 3.0% in 2024. Advanced economies are anticipated to experience a more pronounced slowdown. However, in an alternative scenario with further financial stress, global growth could decline even further.

To improve prospects and minimise risks, policymakers face a delicate balancing act. Central banks need to maintain their anti-inflation stance while being prepared to adjust policies as necessary. Fiscal policymakers should support monetary and financial actions to control inflation and maintain stability.

Source: IMF World Economic Outlook - April 2023

INDIAN ECONOMY

Amidst global economic concerns and fears of a 'lost decade', India appears to be positioning itself for growth. Recent data revisions reveal that the Indian economy has outperformed expectations, offering hope in the face of global uncertainties. The International Monetary Fund predicts India's growth at 5.9% for FY23 and an average rate of 6.1% over the next five years as Indian economy is undergoing a broad-based revival across sectors.

While consumption-driven growth is a natural focus, the key to sustained domestic demand-led growth lies in investments. India's large, young population with a propensity to spend makes it an attractive investment destination.

In response, policymakers must adopt a three-pronged approach to persuade investors to invest in capacity-building. The overall outlook for the Indian economy remains positive, with investments expected to fuel

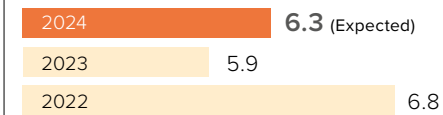


Source: IMF World Economic Outlook - April 2023

sustainable growth. In FY24, India is anticipated to grow at a moderate pace of 6.0% to 6.5%, with potential for further growth in the next year as investments kick-start a virtuous cycle of economic progress.

Despite progress, challenges persist, including geopolitical crises, supply chain reorientations, global inflation, and tight monetary policies. Nonetheless, India's GDP estimates indicate a resilient economy, showing steady momentum, and suggesting a stronger rebound than initially anticipated. Notably, the revisions were mainly driven by robust growth in manufacturing and construction sectors.

INDIA GDP GROWTH (IN %)



MANGANESE ORE

Global market overview

The global manganese ore market experienced fluctuations in 2022 due to various factors impacting steel production, the primary consumer of manganese. Supply chain disruptions resulting from the Russia-Ukraine conflict and intermittent COVID-19 related lockdowns in China led to a decrease in steel production compared to 2021.

However, global manganese ore production remained unchanged from the previous year. Key producing countries include South Africa, China, Brazil, Australia, Ukraine, and Gabon. South Africa stands as the major contributor, accounting for approximately 70% of the world's manganese resources.

Manganese plays a crucial role in steel production and lacks a satisfactory substitute for its major applications. Additionally, it finds use in lithium-ion batteries, contributing to the growth of the electric vehicle industry.

The Asia-Pacific region, led by rapid urbanisation, construction, and significant end-user industries like steel and automobiles, is expected to remain the largest market.

Despite challenges in 2022, the manganese ore market is projected to continue on a positive growth trajectory in the foreseeable future. The growing demand for steel and electric vehicles, along with the market's partial consolidation, will likely sustain this positive trend.

Source: Mineral Commodities Survey, U.S. Geological Survey



Indian market overview

India holds the 5th position among the leading countries for manganese ore production, contributing 5.42% to the world's production. Despite being a producer, India remains a net importer of manganese ore, with a consumption of 6.664 million tonnes and a supply of 2.688 million tonnes, resulting in 40% self-sufficiency.

Manganese ore is a significant mineral included in the Wholesale Price Index, and the private sector accounts for 54.05% of the country's manganese ore production. In FY22, India's manganese ore production reached 2.695 million tonnes, experiencing a slight decline of about 0.27% from the previous year.

Source: Ministry of Mines, Government of India; Mineral Commodities Survey, U.S. Geological Survey

The distribution of manganese ore production across states was as follows: Madhya Pradesh contributed 31.50%, Maharashtra 27.14%, Odisha 19.01%, Karnataka 14.10%, and Andhra Pradesh 7.57%. With its position in the global market, India continues to play a significant role in the manganese ore industry.

Looking at the global trend, the manganese ore market is projected to continue on a positive growth trajectory in the foreseeable future.

IRON ORE

Global market overview

In 2022, the global iron ore market experienced slight decrease in production and trade, primarily driven by rising global inflation, leading to reduced steel demand and consumption. Total raw steel production declined from 1,962 million tonnes in 2021 to 1,885 million tonnes in 2022. The largest producers of iron ore were Australia, Brazil, China and India.

The World Steel Association projected a 2.3% decrease in global finished steel consumption for 2022, followed by a 1.0% increase in 2023. End-use consumption of steel products also faced a decline in 2022 due to various factors affecting consumer demand, such as the conflict in Ukraine, ongoing COVID-19 mitigation measures in China, and escalating energy costs and interest rates. The year witnessed high raw material volatility, especially coking coal, on account of ongoing geopolitical concerns, while supply chain issues also weighed on steel prices.

Despite the fluctuations, the average year-to-date unit value for iron ore prices in the first 9 months of 2022 was \$128.65 per ton, showing a 28% decrease from the 2021 average, but a significant 28% increase from the 2020 average. Notably, the prices for iron ore fines (62% iron content) imported into China (cost, insurance, and freight into Tianjin Port) varied throughout the year, with the highest monthly average price at \$152.07 per ton in March 2022 and the lowest at \$99.80 per ton in September 2022.

The global iron ore resources are estimated to exceed 800 billion tonnes of crude ore, containing more than 230 billion tonnes of iron. Iron ore remains the primary source of iron, utilised directly as direct-shipping ore or converted into various forms like briquettes, concentrates, DRI, pellets, or sinter. Technological advancements have enabled the recovery of hematite from tailing basins and its subsequent pelletisation, contributing to enhanced efficiency in the industry.

Indian market overview

The Indian iron ore market ranks 4th globally in production, with a significant contribution to the world's total output of 3,016 million metric tonnes (MT). India's own production stands at an impressive 204 MT, accounting for 6.76% of the global production.

The country has self-sufficiency in iron ore and continues to be a net-exporter, producing 204.481 MTPA against a consumption of 147.524 MTPA, resulting in an impressive self-sufficiency rate of 139%.

In FY22, Indian production of iron ore exhibited a remarkable growth, reaching 253.97 million tonnes, indicating a substantial increase of 23.86% over the previous year. The private sector has been a key player, accounting for 60.70% of the total iron ore production.

Almost the entire production of iron ore (98.62%) in India has been concentrated in states like Odisha, Chhattisgarh, Karnataka, Jharkhand, and Madhya Pradesh. These states contributed significantly, with Odisha leading the way at 53.82%.

The iron ore market is closely monitored, and its performance is included in the wholesale price index. The future of the Indian iron ore industry looks promising as it aligns with the growth projections of the domestic steel production, anticipated to reach 300 MTPA of crude steel capacity by FY31.

The government's focus on mega infrastructure development and the push for affordable housing will further drive the demand for steel and iron ore, reinforcing the positive outlook for the Indian iron ore market in the foreseeable future.

Source: Ministry of Mines, Government of India

FERROALLOYS

Global market overview

Ferroalloys refer to various alloys of iron containing significant proportions of one or more other elements like silicon, manganese, chromium, aluminium, and titanium. Ferroalloys play a crucial role in enhancing the properties of steel, providing it with increased resistance to corrosion, improved hardness and tensile strength at high temperatures, enhanced wear and abrasion resistance, and increased creep strength. As a result, the growth of the Ferroalloys sector is closely linked to the development of the Iron and Steel, Foundry, and Electrode Industry.

The global ferroalloys market is expected to exhibit a growth rate (CAGR) of 7.1% during 2023-2028. The growing purchase of personal cars, rising demand for sustainable and recyclable building materials, and increasing employment in the production of low-carbon steel and high-speed cutting tools represent some of the key factors driving the market.

They are used in manufacturing numerous other variants of steel, such as plain carbon, stainless, alloy, electrical, and tool steels. Ferroalloys are also employed in refining, deoxidation, modification, and control of non-metallic inclusions and precipitates. Furthermore, they are utilised in the production of machine tools and equipment, military hardware, and superalloys.

Indian market overview

Ferroalloys are divided into two main categories: Bulk Ferroalloys and Noble Ferroalloys. Bulk Ferroalloys find extensive use in stainless steel and carbon steel, while Noble Ferroalloys, derived from rare-earth minerals, tend to be more expensive to produce.

In India, the Ferroalloys Industry faces challenges due to high power costs, leading to some facilities operating below their full capacity. A significant portion of the produced Ferroalloys is exported, after fulfilling domestic requirements.

Source: IMARC Group

The total installed capacity of the Bulk Ferroalloys Industry in India is approximately 5.10 MTPA, while for Noble Ferroalloys, it is 0.05 MTPA. The industry has primarily established its units in states like Andhra Pradesh, Chhattisgarh, Jharkhand, Karnataka, Madhya Pradesh, Maharashtra, Odisha, West Bengal, and Meghalaya, owing to the availability of raw materials and uninterrupted electricity supply.

Source: Indian Bureau of Mines

COKE

Global market overview

The global market for coke, a vital component in steel production, is shaped by a select few countries. Nearly 90% of the world's coking coal comes from just five nations, with China holding a dominant position in this space.

Prices for coking coal have seen significant fluctuations recently in 2022, mirroring the volatility in demand and supply constraints, influenced by regulatory factors worldwide. With the ongoing geopolitical concerns, supply chain bottlenecks, coking coal prices have witnessed significant swings on both sides.

China's rationalisation of the coal sector is expected to result in a domestic capacity shortfall, leading to increased imports. Similarly, coking coal demand in Europe is expected to remain stable, with rising demand in certain countries offsetting declines in others. The consumption of coking coal worldwide is closely linked to steel production, particularly in China and India, where steel production plays a significant role.

In 2021, the total global trade in coke reached \$11.2 billion, showing impressive growth with exports increasing by 95.1% from \$5.74 billion in 2020 to \$11.2 billion in 2021. China stood out as the top exporter with \$2.3 billion in exports, while India emerged as the top importer with \$1.02 billion in imports.

Other key exporters include Poland, Colombia, Russia, and Japan, while Brazil, Germany, and China also featured among the major importers. As the global demand for steel continues to rise, the coke market is poised for further growth and opportunities in the foreseeable future.

Source: The Observatory of Economic Complexity

Indian market overview

The Indian steel industry, a key player in the nation's economic growth, heavily relies on two critical raw materials - iron ore and coking coal. While India possesses surplus reserves of iron ore, there is a pressing need to enhance the supply of coking coal due to various factors.

Firstly, there exists a significant demand-supply gap for coking coal in the country. Domestic raw and washed coking coal production has been limited to around 50 MTPA and 5 MTPA, respectively, while the import of coking coal has reached approximately 50 MTPA.

Secondly, with the aim of achieving a steelmaking capacity of 300 MTPA by FY31, India's National Steel Policy 2017 anticipates the requirement of substantial volumes of coking coal, approximately 170 MT of domestic raw coking coal.

Thirdly, the Indian steel industry depends on imports to fulfil about 70% of its coking coal needs. As steel production continues to grow, the demand for metallurgical coking coal is estimated to reach 75 MT in FY23, maintaining the share of imports at 76-77% in FY22 and FY23. In terms of absolute quantities, coking coal imports are projected to rise to 58 MT in FY23.

As of 1 April 2020, India has approximately 35 BT of coking coal reserves, with 20 BT classified as Proved Reserves and the remaining 15 BT categorised as Indicated and Inferred Reserves.

Source: Ministry of Coal



Source: Mineral Commodities Survey, U.S. Geological Survey

COMPANY OVERVIEW

The Sandur Manganese & Iron Ores Limited (SMIORE) stands as one of India's most esteemed private sector miners and commodity producers, with an impressive operational legacy spanning nearly seven decades. The foundation of its business revolves around environment-friendly, systematic, safe, and scientific mining practices.

Notably, SMIORE emerged as the sole iron ore Mining Lessee in the State of Karnataka to be honoured with a prestigious 5-star award under the Sustainable Development Framework (SDF) introduced by the Government of India during 2014. It was also among the three iron ore Mining Lessees in the entire country to achieve this recognition. Ever since that milestone, SMIORE has consistently garnered a 5-star rating every year, a testament to its impeccable operational track record.

Presently, the Company operates across three business segments: Mining (Manganese & Iron Ores), Ferroalloys, and Coke and Energy. These diverse assets work in synergy, harnessing the advantages of being an integrated Company within the metals and mining industry.

With a forward-looking vision, SMIORE is committed to evolving into a fully-integrated commodity producer, poised for sustained growth and excellence in the years to come.

BUSINESS SEGMENT OVERVIEW

MINING

Manganese Ore

Manganese ore production during FY23 was 2.85 lakh Tonnes (LT), same as the previous year, which is in line with the maximum permissible production limit. Net of internal captive consumption, the sale of manganese ore was 1.96 LT in FY23, compared to 2.10 LT in FY22. Realisation per tonne of manganese ore was ₹ 7,255 in FY23, as compared to the previous year's ₹ 8,742. Thus the Company recorded lower sales in Manganese Ore during the year, on account of higher captive consumption and lower average realisations.

Iron Ore

Iron ore production during FY23 was 16.00 LT, which is in line with the maximum permissible production limit, compared to 15.66 LT in FY22. During the same period, the sale of iron ore was 15.84 LT, compared to 16.00 LT in FY22. Realisation per tonne of iron ore was ₹ 2,979 in FY23, as compared to the previous year's ₹ 3,967.

FERROALLOYS

Ferroalloys production during FY23 was 57,338 tonnes (T), an increase of 5% over the previous year's 54,698 T. During the same period, the sale of ferroalloys was 55,173 T, compared to 53,114 T in FY22, an increase of 4%. Realisation per tonne of ferroalloys was ₹ 74,771 in FY23, as compared to the previous year's ₹ 86,451.

COKE AND ENERGY

During the year, the production for Coke was 2.44 lakh tonnes (LT) compared to last year's 2.93 LT. The sale of Coke for the year stood at 2.30 LT corresponding to previous year's 2.84 LT. Realisation per tonne of Coke was ₹ 45,223 compared to ₹ 32,723 in FY22, an increase of 38%.

The sale of Coke under conversion agreement (contract manufacturing) for the year stood at 2.02 LT, as compared to 1.72 LT in FY22. Conversion & screening income under contract manufacturing for the year was ₹ 44.53 crore, as compared to ₹ 29.90 crore in FY22, registering an increase of 49% over the previous year.

FY23 PERFORMANCE DISCUSSION

Total Standalone Income in FY23 declined to ₹ 2,185 crore from ₹ 2,284 crore in the previous year, registering a marginal 4% decrease. This was primarily due to lower sales realisations for almost all the products as compared to the previous year. EBITDA for FY23 stood at ₹ 451 crore, registering a decrease of 55% from FY22. The decline in EBITDA is on account of lower realisation of the Mining segment, impact of volatility in coking coal prices during the year, and muted realisations for Ferroalloys across the industry. As a result, PAT for the year stood at ₹ 271 crore, registering a decrease of 60% over the previous year.

OUTLOOK

The Company is poised to benefit significantly from its planned expansion of manganese ore mining operations, increasing the capacity from 0.28 MTPA to 0.58 MTPA, and iron ore mining operations from 1.60 MTPA to 4.50 MTPA. The Company expects all further regulatory approvals by Q3FY24 from respective authorities to ramp up production to the new maximum permissible limits. Furthermore, once the production is ramped up, the Company will be focusing on downstream facilities within the Mining segment i.e. Beneficiation Plant and Pellet Plant, which will bolster its value addition capabilities.

With the commissioning of the 42.9 MW hybrid solar & wind energy project in June 2023, the Company is geared towards increasing production of Ferroalloys segment. This asset will play a pivotal role in increasing Ferroalloys volumes going forward, and also provide the Company with an alternate source of energy, thus strengthening the resilience of this business segment.

Looking ahead, the Company's vision involves progressing towards producing hot metal and value-added downstream products through an integrated setup.

HUMAN RESOURCE DEVELOPMENT AND INDUSTRIAL RELATIONS

Human Resource Development and Industrial Relations at SMIORE are rooted in a visionary outlook. Employees are considered an integral part of the extended family, fostering a culture of belongingness. The Company's enduring bond with its workforce is evident in their commitment to employee well-being and livelihood security.

To show gratitude for their dedication, SMIORE offers various thoughtful programmes, including a food security scheme, a housing loan subsidy, a significant subsidy on LPG cylinders to promote eco-consciousness, pension for life of certain employees, and more.

These initiatives reflect SMIORE's unwavering commitment to its workforce, comprising around 4,000 direct and indirect family members, recognising them as the driving force behind the Company's success. As of 31 March 2023, the Company has 2,294 permanent employees.

Key financial ratios

Ratios	FY23	FY22	% Variance	Remarks
Current ratio	3.47	2.26	53.30%	Refer note (e)
Debt equity ratio	0.11	0.19	(42.93%)	Refer note (a)
Debt service coverage ratio	2.69	7.87	(65.82%)	Refer note (b)
Return on equity ratio	15.08%	50.91%	(70.38%)	Refer note (b)
Inventory turnover ratio	3.85	3.34	15.45%	NA
Trade receivables turnover ratio	12.25	16.10	(23.93%)	Refer note (c)
Trade payables turnover ratio	3.82	3.58	6.70%	NA
Net capital turnover ratio	2.10	2.34	(10.05%)	NA
Net profit ratio	12.74%	30.02%	(57.55%)	Refer note (b)
Return on capital employed	18.03%	48.18%	(62.57%)	Refer note (b)
Return on investment	2.41%	5.02%	(52.08%)	Refer note (d)

Remarks:

- (a) Repayment of debt has resulted in an improvement in the ratio.
- (b) Decrease in profit has resulted in a deterioration in the ratio.
- (c) Decrease in revenue and increase in trade receivables has resulted in a decrease in the ratio.
- (d) Change in mix of mutual fund portfolio from equity to liquid resulted in a deterioration in the ratio.
- (e) Decrease in the trade payable has resulted in an improvement in the ratio.



OPPORTUNITIES AND THREATS

OPPORTUNITIES

- **India's Ascendancy in Global Steel Production:** India has emerged as the world's second-largest steel producer, solidifying its position in the global steel industry.
- **Vision for Increased Steel Production:** The Government of India has set forth a strategic plan to achieve a significant milestone by doubling its steel production capacity to 300 million tonnes per annum by the year 2030.
- **Growing Demand from Infrastructure and Construction Sectors:** The steel industry is experiencing a surge in demand driven by the rapid growth of the infrastructure and construction sectors. The government's focus on infrastructure development projects, including the robust NHAI pipeline and initiatives such as Production Linked Incentive (PLI) & National Infrastructure Pipeline (NIP), along with the indigenisation efforts in railways and defence, act as key drivers for this demand. Additionally, welfare policies like Pradhan Mantri Awas Yojana and Pradhan Mantri Gram Sadak Yojana are stimulating the steel demand in rural areas.
- **Railways' Role in Driving Steel Demand:** The expansion of the Dedicated Rail Freight Corridor (DRFC) network and the introduction of high-speed and bullet trains and metro trains are expected to be instrumental in fostering further demand for steel.
- **Booming Automotive Industry:** The Indian automobile sector is witnessing a healthy performance, driven by the rising demand for both passenger vehicles and commercial vehicles. The automotive industry is projected to reach a market size of US\$ 260-300 billion by 2026. Government support for electric vehicles and related infrastructure serves as a significant driver for this growth. Moreover, increased infrastructure investments and CAPEX by the government will positively impact the MHCV and tractor segments. The auto sector can also take advantage of the PLI incentive schemes.
- **Steel Consumption in the Capital Goods Sector:** The capital goods sector currently accounts for 11% of the total steel consumption, and it is expected to grow further by 14-15% by 2025-26. Anticipated growth in corporate India's CAPEX will generate a greater demand for steel in this sector.

THREATS

- **Impact of Inflationary Pressures and Macroeconomic Conditions:** The steel industry faces challenges due to prolonged inflationary pressures and the dynamic macroeconomic scenario, which may adversely affect global steel demand.
- **Risks from Geopolitical Developments and Market Dynamics:** The steel industry is exposed to risks stemming from geopolitical developments and changes in market dynamics. Additionally, volatility in raw material prices may lead to challenges in securing sufficient raw materials and increase working capital requirements.
- **Adverse Effects on Supply Chain Network:** Evolving geopolitics-related disruptions have a detrimental impact on the steel industry's supply chain network, leading to potential disruptions in the flow of materials and finished products.
- **Stringent Regulatory Landscape in Metals & Mining:** The regulatory environment in the metals and mining industry is becoming increasingly stringent. Factors such as geopolitical conditions, shifting trade patterns, and a heightened focus on Environment Social Governance (ESG) aspects are shaping the regulatory landscape and posing compliance challenges for steel producers.

RISKS AND CONCERNS

Risks pose potential threats and hazards that can impede task performance and jeopardise overall success. In this regard, SMIORE employs a robust Risk Management system encompassing comprehensive plans and processes to identify, assess, and address risks effectively. By taking proactive measures to avoid, overcome, mitigate, or reduce the impacts of risks, the Company aims to safeguard its business, enhance Corporate Governance, and elevate stakeholder value.

RISK MITIGATION MEASURES

SMIORE employs a multifaceted approach to address risks effectively. This includes accepting risks within established criteria, transferring risks to other parties through insurance, avoiding risks through hedging or adopting safer practices and policies, and actively working to reduce the likelihood or consequences of risk events.

INTERNAL CONTROL AND ADEQUACY

The Company has a well-structured internal control system with clearly defined responsibilities for its executives. A sound delegation of power exists, accompanied by a comprehensive authority and responsibility matrix, outlining financial limits for approving both revenue and capital expenditure. Moreover, the Company has in place segregation of duties to prevent concentration of power within a few officials.

To streamline its operations and enhance efficiency, the Company utilises a state-of-the-art Enterprise Resource Programming (ERP) system. This system enables seamless data recording for accounting, consolidation, and management information purposes, while also facilitating efficient information exchange among different locations.

The Company remains committed to aligning all its processes and controls with global best practices, continuously striving for improvements in its internal control mechanisms.

For more detailed information, please refer to the Board's Report.

CAUTIONARY STATEMENT

The Management Discussion and Analysis may contain 'forward-looking statements' pertaining to the Company's objectives, estimates, expectations, or projections, as allowed by applicable laws and regulations. However, it is important to note that actual results could differ significantly from those expressed or implied in these statements.

Several factors could influence the Company's operations, including fluctuations in raw materials prices, performance of product and application industries, changes in tax laws, interest rates, power costs, economic developments, and other factors both within the country and in the global economics domain.

While the Company strives to provide accurate and reliable information, uncertainties and unforeseen circumstances may impact its actual performance, making it essential for investors and stakeholders to exercise caution when relying on forward-looking statements.

Economy risk

The Company's industry performance is intricately linked with the overall economic landscape, both domestically and globally. Factors beyond SMIORE's control, such as inflation, currency volatility, liquidity flow, political environment, and more, can significantly influence its operations and outcomes.

Industry risk

SMIORE's performance is closely intertwined with that of the steel industry. Changes in demand-supply dynamics within the steel, mining, ferroalloys, and coal sectors may have material implications on the Company's performance.

Regulatory risk

Operating in a highly regulated industry, SMIORE is exposed to the impact of adverse policy changes. These changes could arise from violations or non-compliance with statutory requirements, legislative amendments, judicial decisions, contractual disputes, public interest litigations, environmental regulations, and other factors.

Operations risk

Operations risk encompasses challenges that may hinder meeting production targets. Non-availability of raw materials, human resources, improper equipment planning, machinery breakdown, and spares unavailability are some impediments that can affect operational efficiency.

Technology risk

The Company is mindful of risks related to technology adoption and the potential obsolescence of existing investments. Technological factors can materially impact SMIORE's operations, and thus, strategic risk management in this area is crucial.

Corporate Information

Directors

T. R. Raghunandan (DIN: 03637265)
Chairman (Non-Executive Non-Independent Director)

Bahirji Ajai Ghorpade (DIN: 08452844)
Managing Director

S. S. Rao (DIN: 00150816)
Non-Executive Independent Director
(upto 10 November 2022)

G. P. Kundargi (DIN: 02256516)
Non-Executive Independent Director

Latha Pillai (DIN: 08378473)
Non-Executive Independent Director

Jagadish Rao Kote (DIN: 00521065)
Non-Executive Independent Director

H. L. Shah (DIN: 00996888)
Non-Executive Independent Director

Mohammed Abdul Saleem (DIN: 00061497)
Whole Time Director, Director (Mines)

Chief Financial Officer & Chief Risk Officer

Uttam Kumar Bhageria

Company Secretary & Chief Compliance Officer

Bijan Kumar Dash

Statutory Auditor

Deloitte Haskins & Sells
Chartered Accountants
Firm Regn. No.: 008072S
Prestige Trade Tower, Level 19, 46, Palace Road,
High Grounds, Bengaluru - 560 001, Karnataka

Registrar & Share Transfer Agents

Venture Capital & Corporate Investments Private Limited
"Aurum", Door No.4-50/P-II/57/4F & 5F,
Plot No.57, 4th & 5th Floors,
Jayabheri Enclave Phase - II,
Gachibowli, Hyderabad - 500 032, Andhra Pradesh

Bankers

Axis Bank Limited
IndusInd Bank Limited
ICICI Bank Limited
RBL Bank Limited
Yes Bank Limited
HDFC Bank Limited

Registered Office

'Satyalaya', Door No. 266 (Old No. 80), Ward No. 1,
Behind Taluk Office, Sandur – 583 119,
Ballari District, Karnataka

Corporate Office

'Sandur House', No. 9, Bellary Road
Sadashivanagar, Bengaluru – 560 080, Karnataka

Mines Office

Deogiri, Sandur Taluk – 583 112, Bellary District, Karnataka

Plant

Vyasankere, Mariyammana Halli - 583 222,
Hospete Taluk, Vijayanagara District, Karnataka

Audit Committee

G. P. Kundargi, Chairman
T. R. Raghunandan, Member
Latha Pillai, Member
Jagadish Rao Kote, Member
H. L. Shah, Member

Nomination and Remuneration Committee

Latha Pillai, Chairperson
T. R. Raghunandan, Member
G. P. Kundargi, Member
Jagadish Rao Kote, Member
H. L. Shah, Member

Stakeholders' Relationship Committee

Jagadish Rao Kote, Chairman
Bahirji Ajai Ghorpade, Member
G. P. Kundargi, Member
Latha Pillai, Member
H. L. Shah, Member

Corporate Social Responsibility Committee

H. L. Shah, Chairman
T. R. Raghunandan, Member
Bahirji Ajai Ghorpade, Member
Jagadish Rao Kote, Member

Risk Management Committee

T. R. Raghunandan, Chairman
Bahirji Ajai Ghorpade, Member
G. P. Kundargi, Member
Latha Pillai, Member
Jagadish Rao Kote, Member
H. L. Shah, Member
Mohammed Abdul Saleem, Member

Corporate Sustainability Committee

T. R. Raghunandan, Chairman
G. P. Kundargi, Member
Latha Pillai, Member
Mohammed Abdul Saleem, Member

Corporate Identification Number

L85110KA1954PLC000759

Listing

BSE Limited, Mumbai
Company Code: 504918

Notice

Notice is hereby given that 69th Annual General Meeting (AGM) of the Members of **The Sandur Manganese & Iron Ores Limited** (the Company) will be held on Wednesday, the 20th day of September 2023 at 11.00 A.M. (IST) through Video Conferencing/Other Audio-Visual Means (VC/OAVM) to transact the following businesses:

Ordinary Business:

1. Adoption of Audited Standalone Financial Statements:

To receive, consider and adopt audited standalone financial statements of the Company for the financial year ended 31 March 2023, together with the Reports of the Board of Directors and the Auditors thereon.

2. Adoption of Audited Consolidated Financial Statements:

To receive, consider and adopt audited consolidated financial statements of the Company for the financial year ended 31 March 2023, together with the Report of the Auditors thereon.

3. Declaration of Dividend for the financial year ended 31 March 2023:

To declare a dividend of ₹ 5 per equity share of face value of ₹ 10 each for the financial year ended 31 March 2023.

4. Re-appointment of T. R. Raghunandan (DIN: 03637265) as Director, liable to retire by rotation:

To re-appoint a director in place of T. R. Raghunandan (DIN: 03637265) who retires by rotation and being eligible, offers himself for re-appointment.

Special Business:

5. Ratification of Remuneration payable to M/s. Kamalakara & Co., Cost Auditor of the Company for the financial year 2023-24:

To consider and if thought fit, to pass the following resolution as an **ORDINARY RESOLUTION**:

“RESOLVED THAT pursuant to the provisions of Section 148(3) and other applicable provisions, if any, of the Companies Act, 2013 read with the Companies (Audit and Auditors) Rules, 2014 (including any statutory modification(s) or re-enactment thereof, for the time being in force) and based on the recommendation of the Audit Committee and approval of the Board of Directors, the Members of the Company do hereby ratify the remuneration of ₹ 2.50 lakh (Rupees Two lakh Fifty Thousand only) plus applicable taxes thereon, apart from reimbursement of out of pocket expenses in actuals towards travelling, conveyance etc., payable to M/s. Kamalakara & Co., Cost Accountants (Firm Registration No. 000296) who are re-appointed by the Board of Directors as Cost Auditor, for conducting the audit of cost records maintained by the Company for the financial year 2023-24.

RESOLVED FURTHER THAT the Managing Director, Director (Mines) and Company Secretary, be and are hereby severally authorized to do all acts and take all such steps as may be necessary, proper, or expedient to give effect to this resolution.”

6. Re-appointment of Latha Pillai (DIN: 08378473) as an Independent Director:

To consider and if thought fit, to pass the following resolution as a **SPECIAL RESOLUTION**:

“RESOLVED THAT pursuant to the provisions of Sections 149, 150, 152 read with Schedule IV and other applicable provisions of the Companies Act, 2013 (the Act) and the Companies (Appointment and Qualification of Directors), Rules, 2014, relevant regulations of Securities and Exchange Board of India (Listing Obligations and Disclosure Requirements) Regulations, 2015 (Listing Regulations) (including any statutory modification(s) or re-enactment thereof for the time being in force) and based on the recommendation of the Nomination and Remuneration Committee and Board of Directors, Latha Pillai (DIN: 08378473) who holds office as an Independent Director up to 7 March 2024, and who has submitted a declaration that she meets the criteria of independence under Section 149(6) of the Act and Regulation 16(1)(b) of the Listing Regulations and who is eligible for re-appointment as an Independent Director of the Company, and in respect of whom the Company has received a notice in writing from a Member under Section 160(1) of the Act proposing her candidature for the office of Director, be and is hereby re-appointed as an Independent Director of the Company, not liable to retire by rotation, to hold office for a term of 5 (five) consecutive years commencing from 8 March 2024 to 7 March 2029 (both days inclusive).

RESOLVED FURTHER THAT pursuant to the provisions of sections 149, 197 and other applicable provisions of the Act and the Rules made thereunder, Latha Pillai shall be entitled to receive the remuneration/fees/commission as permitted to be received in a capacity of an Independent Director under the Act and Listing Regulations, as recommended by the Nomination and Remuneration Committee and approved by the Board of Directors, from time to time.

RESOLVED FURTHER THAT the Managing Director, Director (Mines) and Company Secretary of the Company, be and are hereby severally authorized to do all such acts, deeds, matters and things as may be considered necessary, desirable or expedient to give effect to this resolution.”

By the order of the Board of Directors
for The Sandur Manganese & Iron Ores Limited

Bijan Kumar Dash
Company Secretary &
Chief Compliance Officer
M. No.: A17222

Place: Bengaluru
Date: 3 August 2023

STATUTORY REPORTS

Notes:

1. Explanatory Statement pursuant to Section 102(1) of the Companies Act, 2013 (the Act) setting out material facts concerning the businesses under Item Nos. 4 to 6 of the Notice, is annexed hereto. The relevant details pursuant to Regulation 36(3) of the Securities and Exchange Board of India (Listing Obligations and Disclosure Requirements Regulations, 2015 (Listing Regulations) and Secretarial Standard on General Meetings (SS-2) issued by the Institute of Company Secretaries of India, in respect of Directors seeking appointment/re-appointment at this Annual General Meeting (AGM) are also annexed. Requisite declarations have been received from Directors seeking appointment/re appointment.
2. The Ministry of Corporate Affairs (MCA) vide its General Circulars Nos. 14/2020 dated 8 April 2020, 17/2020 dated 13 April 2020, 20/2020 dated 5 May 2020 read with other relevant circulars including General Circular No. 10/2022 dated 28 December 2022 (collectively referred to as MCA Circulars) and SEBI vide its Circular Nos. SEBI/HO/CFD/CMD1/CIR/P/2020/79 dated 12 May 2020, SEBI/HO/CFD/CMD2/CIR/P/2021/11 dated 15 January 2021 read with other relevant circulars including SEBI/HO/CFD/PoD-2/P/CIR/2023/4 dated 5 January 2023 (collectively referred to as SEBI Circulars), has permitted the holding of the AGM through Video Conferencing/Other Audio Visual Means (VC/OAVM), without the physical presence of the Members at a common venue. In compliance with the provisions of the Act, Listing Regulations, MCA and SEBI Circulars, the 69th AGM of the Company is being conducted through VC/OAVM on Wednesday, 20 September 2023 at 11.00 A.M. (IST). The deemed venue for the 69th AGM shall be the Registered Office of the Company at 'Satyalaya', Door No. 266 (Old No.80), Behind Taluka Office, Ward No.1, Palace Road, Sandur - 583 119, Ballari District, Karnataka.
3. Since this AGM is being held through VC/OAVM pursuant to the MCA and SEBI Circulars, physical attendance of the Members has been dispensed with. Accordingly, the facility to appoint proxy to attend and cast vote on behalf of the Members will not be available for this AGM and hence Attendance Slip and Proxy Form are not attached to this Notice. However, the Corporates/Institutional Members are entitled to appoint authorised representatives to attend the AGM through VC/OAVM and participate there at and cast their votes through e-voting.
4. The attendance of the Members attending the AGM through VC/OAVM will be counted for the purpose of reckoning the quorum under Section 103 of the Act.
5. The Members can join the AGM in the VC/OAVM mode 15 minutes before and after the scheduled time of the commencement of the meeting by following the procedure mentioned in the Notice. The facility of participation at the AGM through VC/OAVM will be made available for 1000 Members on first come first served basis. This will not include large shareholders (shareholders holding 2% or more shareholding), Promoters, Institutional Investors, Directors, Key Managerial Personnel, the Chairpersons of the Audit Committee, Nomination and Remuneration Committee and Stakeholders Relationship Committee, Auditors etc., who are allowed to attend the AGM without restriction on account of first come first served basis.
6. Since the AGM will be held through VC/OAVM in accordance with the MCA Circulars and SEBI Circulars, the route map is not attached to this Notice.
7. Institutional Investors, who are Members of the Company, are encouraged to attend and vote at the AGM through VC/OAVM facility. Corporate Members and Institutional Investors intending to appoint their authorized representatives pursuant to Section 113 of the Act, to attend the AGM through VC/OAVM or to vote through remote e-voting are requested to send a certified copy of the Board Resolution and Authority Letter etc., with attested specimen signature of the duly authorized signatory(ies) who are authorized to vote, to the Scrutinizer by e-mail to sathya_acs@yahoo.co.in with a copy marked to evoting@nsdl.co.in.
8. The facility for voting during the AGM will also be made available. Members present in the AGM through VC/OAVM and who have not cast their vote on the resolutions through remote e-voting and are otherwise not barred from doing so, shall be eligible to vote through the e-voting system during the AGM.
9. In line with the MCA Circulars and SEBI Circulars, the Notice along with Annual Report for financial year 2022-23 is being sent to all the Members whose e-mail addresses are registered with the Company/Depository Participants (DPs) unless any Member has requested for a physical copy of the same. The Company shall send a physical copy of the Annual Report to those Members who request the same at investors@sandurgroup.com mentioning their Folio No./DP ID and Client ID.
10. Members may note that the Notice of AGM has been uploaded on the website of the Company at www.sandurgroup.com. The Notice can also be accessed from the website of BSE Limited, the Stock Exchange where the Company's shares are listed at www.bseindia.com and on the website of NSDL (agency for providing the remote e-voting facility) at www.evoting.nsdl.com.
11. As per the provisions of Clause 3.A. II. of the General Circular No. 20/2020 dated 5 May 2020 issued by MCA, the matters of Special Business as appearing at Item Nos. 5 and 6 of the accompanying Notice, are considered to be unavoidable by the Board and hence, forming part of this Notice.
12. The Register of Directors and Key Managerial Personnel and their shareholding, maintained under Section 170 of the Act and the Register of Contracts or Arrangements in which the Directors are interested, maintained under Section 189 of the Act, will be available electronically for inspection by the Members during the AGM. All documents referred to in the Notice will be available for

electronic inspection without any fee by the Members from the date of circulation of this Notice up to the date of AGM, i.e., 20 September 2023. Members seeking to inspect such documents can send an email to investors@sandurgroup.com by mentioning their name and Folio Number/Demat Account Number from their registered email address.

13. Record Date, Book Closure and Dividend:

(a) The record date is fixed as Wednesday, 13 September 2023 and the Register of Members and the Share Transfer Books of the Company will remain closed from Thursday, 14 September 2023 to Wednesday, 20 September 2023 (both days inclusive) for the purpose of this AGM and for determining the entitlement of Members to dividend for the financial year ended 31 March 2023, if approved at the AGM.

(b) The dividend of ₹ 5 per equity share of face value of ₹ 10 each (50%), if declared at the AGM, will be paid subject to deduction of tax at source (TDS) on or after Monday, 25 September 2023, as under:

(i) To all the beneficial owners as of the close of business hours on Wednesday, 13 September 2023, as per the list of beneficial owners to be furnished by the National Securities Depository Limited and Central Depository Services (India) Limited in respect of the shares held in electronic form; and

(ii) To all Members in respect of shares held in physical form after giving effect to valid transmission and transposition in respect of valid requests lodged with the Company as of the close of business hours on Wednesday, 13 September 2023.

14. Members are urged to support the green initiative in line with our commitment to environmental protection by choosing to receive the Company's communications through email. Members holding shares in demat mode, who have not registered their email addresses are requested to register their email addresses with their respective Depository Participants and Members holding shares in physical mode are requested to update their email addresses with the Company's Registrar and Share Transfer Agent (RTA), Venture Capital and Corporate Investments Private Limited at investor.relations@vccipl.com to receive copies of the Annual Report 2022-23 in electronic mode.

15. In accordance with the provisions of Section 72 of the Act and Rule 19 of the Companies (Share Capital and Debentures) Rules, 2014, as amended, Members are entitled to make nomination in respect of the equity shares held by them. Member holding shares in physical mode and desirous of making nomination may submit duly filled Nomination Form in Form SH-13 appended at the end of this Annual Report, to RTA of the Company. Member holding shares in electronic mode may contact their respective Depository Participants for availing the nomination facility.

16. Members are requested to quote their Folio Number/ Client ID, in all correspondence and intimate changes, if any, pertaining to their name, postal address, email address, telephone/mobile numbers, mandates, nominations, bank details:

(a) For shares held in electronic form: to their Depository Participants;

(b) For shares held in physical form: to the Company/RTA in prescribed Form ISR-1 and other forms pursuant to SEBI Circular No. SEBI/HO/MIRSD/MIRSD_RTAMB/P/CIR/2021/655 dated 3 November 2021.

The Company has sent communication to shareholders in this regard.

17. Pursuant to the Finance Act, 2020, dividend income is taxable in the hands of the Members w.e.f., 1 April 2020 and the Company is required to deduct TDS from dividend paid to the Members at prescribed rates in the Income Tax Act, 1961 (IT Act). In general, to enable compliance with TDS requirements, Members are requested to complete and/or update their Residential Status, PAN, Category as per the IT Act with their Depository Participants (DPs) or in case shares are held in physical form, with the Company by sending documents by Wednesday, 13 September 2023 before 5.00 P.M. (IST). For the detailed process, please visit website of the Company <https://www.sandurgroup.com/agm-postal-ballots>, 'Communication on Tax Deduction on Dividend'.

18. Members holding shares in physical form who have not updated their mandate for receiving the dividends directly in their bank accounts through Electronic Clearing Service or any other means are requested to send the following documents to our RTA, latest by Wednesday, 13 September 2023, to receive the dividend on time:

(a) Form No. ISR-1 duly filled and signed by the holders stating their name, folio number, complete address with pin code, and following details relating to the bank account in which the dividend is to be received:

- i. Name of Bank and Bank Branch;
- ii. Bank Account Number & Type allotted by your bank after implementation of Core Banking Solutions;
- iii. 11-digit IFSC Code;
- iv. 9-digit MICR Code.

(b) Copy of cancelled cheque bearing the name of the Member or first holder, in case shares are held jointly;

(c) Self-attested copy of the PAN Card; and

(d) Self-attested copy of any document (such as AADHAR Card, Driving License, Election Identity Card, Passport) in support of the address of the Member as registered with the Company.

STATUTORY REPORTS

Members holding shares in electronic form may please note that their bank details as furnished by the respective Depositories to the Company will be considered for remittance of dividend as per the applicable regulations of the Depositories and the Company will not entertain any direct request from such Members for change/addition/deletion in such bank details. Accordingly, the Members holding shares in Demat form are requested to update their Electronic Bank Mandate with their respective DPs.

Further, please note that instructions, if any, already given by Members in respect of shares held in physical form, will not be automatically applied to the dividend paid on shares held in electronic form.

19. Members may please note that SEBI vide its Circular No. SEBI/HO/MIRSD/MIRSD_RTAMB/P/CIR/2022/8 dated 25 January 2022, has mandated the listed companies to issue securities in dematerialized form only while processing service requests viz. issue of duplicate securities certificate; claim from unclaimed dividend account; exchange of securities certificate; sub-division of securities certificate; consolidation of securities certificates/folios; transmission and transposition. Accordingly, Members are requested to make service requests by submitting a duly filled and signed Form ISR – 4, on the website of the Company's RTA at <https://www.vccipl.com/>. It may be noted that any service request can be processed only after the folio is KYC Compliant.
20. Further, as per Regulation 40 of Listing Regulations, as amended from time to time, transfer, transmission and transposition of securities of listed companies shall be effected only in dematerialised form with effect from 1 April 2019. In view of the same and to eliminate all risks associated with physical shares and avail various benefits of dematerialization, Members are advised to dematerialize the shares held by them in physical form. Members can contact the Company or RTA, for assistance in this regard.
21. In case of joint holders attending the AGM, the Member whose name appears as the first holder in the order of names as per the Register of Members of the Company will be entitled to vote.
22. Members holding shares in physical form, in identical order of names, in more than one folio are requested to send to the Company or RTA, the details of such folios together with the share certificates for consolidating their holdings in one folio. A consolidated share certificate will be issued to such Members after making requisite changes.
23. To prevent fraudulent transactions, Members are advised to exercise due diligence and notify the Company of any change in address or demise of any Member as soon as possible. Members are also advised to not leave their demat account(s) dormant for long. Periodic statement of holdings should be obtained from the concerned Depository Participant and holdings should be verified from time to time.
24. Pursuant to the provisions of Section 124(5) of the Act, the dividend which remains unclaimed/unpaid for a period of seven years from the date of transfer to the unpaid dividend account is required to be transferred to the Investors Education and Protection Fund (IEPF) established by the Central Government. The unclaimed/unpaid dividends and the relevant due dates for transfer of such amounts are mentioned in the Board's Report.
25. Members are requested to note that the shares in respect of unclaimed/unpaid dividends which are not en-cashed for a consecutive period of 7 years from the date of transfer to Unpaid Dividend Account of the Company are also liable to be transferred to the demat account of the IEPF Authority. In view of this, Members are requested to claim their dividends from the Company, within the stipulated timeline. Members who have not en-cashed the dividend warrant(s) from financial year 2015-16 onwards, may forward their claims to the Company/RTA before 7 October 2023, to avoid any transfer of dividend or shares to the IEPF Authority. The Members, whose unclaimed/unpaid dividends or shares have been transferred to IEPF, may claim the same by making an application to the IEPF Authority in web form IEPF-5 available on www.iepf.gov.in.
26. The SEBI vide its Circulars dated 3 November 2021, 14 December 2021 and 16 March 2023, has mandated furnishing of PAN, address with PIN code, email address, mobile number, bank account details, specimen signature and nomination by holders of physical securities. Further, if any ONE of the cited documents/details as enunciated in the said circular is NOT registered with Company/RTA, by 1 October 2023, such folios shall be frozen by the Company/RTA. Members are requested to update their PAN, KYC and nomination details with the Company/RTA on or before 1 October 2023 to keep their folio compliant. Frozen folios shall be referred by the Company/RTA to the administering authority under the Benami Transactions (Prohibitions) Act, 1988 and/or Prevention of Money Laundering Act, 2002, if they continue to remain frozen as on 31 December 2025.
27. In line with directions of the SEBI, the Company through RTA is required to collect PAN, KYC and nomination details from Members. A form capturing these details is appended at the end of this Annual Report. Alternatively, the form can be downloaded from the website of the Company at <https://www.sandurgroup.com/others> or website of RTA at <https://www.vccipl.com/>. The duly filled in form along with supporting documents may be sent to Company's RTA at their address Venture Capital & Corporate Investments Private Limited, "Aurum", Door No.4-50/P-II/57/4f & 5f, Plot No.57, 4th & 5th Floors, Jayabheri Enclave Phase – II, Gachibowli, Hyderabad – 500 032. Alternatively, Members may submit duly filled complete set of scanned documents with e-sign through email. Please note that documents received only from the registered email address of the Members will be considered. The documents received from email address of brokers and third parties will not be entertained.
28. SEBI vide its Circular dated 16 March 2023, mandated linking of PAN and Aadhar by all holders of physical securities of listed companies by 30 June 2023 or any

other date specified by Central Board of Direct Taxes (CBDT) in this regard. The folios in which PANs are not linked with Aadhaar numbers as on the notified cut-off date of 30 June 2023 or any other date as may be specified by the CBDT, shall also be frozen. The securities in the frozen folios shall be eligible to receive payments (including dividend) and lodge their grievances only after furnishing the complete set of documents.

29. Effective 1 January 2022, Grievance Redressal/Service Requests can be availed with the RTA only after the required documents/complete data as mandated are furnished for physical folios.
30. Members seeking any information with regard to financial statements or any matter to be placed at the AGM, are requested to write to the Company on or before 5.00 P.M. (IST) on Monday, 18 September 2023 through email on investors@sandurgroup.com. The same will be replied by the Company suitably.

Voting through Electronic Means:

1. In compliance with Section 108 of the Act read with the Rule 20 of the Companies (Management and Administration) Rules, 2014 and Regulation 44 of the Listing Regulations, the Company has provided a facility to its Members to exercise their votes electronically through the electronic voting (e-voting) facility provided by the National Securities Depository Limited (NSDL). Members who have cast their votes by remote e-voting prior to the AGM may participate in the AGM but shall not be entitled to cast their votes again. The manner of voting remotely by Members holding shares in dematerialized mode, physical mode and for Members who have not registered their email addresses is provided in the instructions for e-voting Section which forms part of this Notice.
2. The e-voting period commences from 9.00 A.M. (IST) on Sunday, 17 September 2023 and ends at 5.00 P.M. (IST) on Tuesday, 19 September 2023. During this period, Members holding shares either in physical or dematerialized form, as on cut-off date, i.e., Wednesday, 13 September 2023 may cast their votes electronically. The e-voting module will be disabled by NSDL for voting thereafter. The voting rights of Members shall be proportionate to their share of the paid-up equity share capital of the Company as on the cut-off date.
3. Instructions for e-voting can also be accessed on the Company's website at www.sandurgroup.com, website of BSE Limited at www.bseindia.com and on the website of NSDL (agency for providing e-voting facility) at www.evoting.nsdl.com.
4. The Board at its meeting held on 3 August 2023 has appointed T. Sathya Prasad Yadav, Practicing Advocate as the Scrutinizer to scrutinize the e-voting in a fair and transparent manner.
5. Members holding shares in physical form and non-individual shareholders, who acquires shares of the Company and becomes Member of the Company after sending the Notice through e-mail and holding shares as of the cut-off date i.e., Wednesday, 13 September 2023 may obtain the login ID and password by sending a request at evoting@nsdl.co.in or the Company/RTA. However, if you are already registered with NSDL for remote e-voting, then you can use your existing user ID and password for casting your vote. If you forgot your password, you can reset your password by using "Forgot User Details/Password" or "Physical User Reset Password" option available on www.evoting.nsdl.com or call on toll free no. 1800 1020 990 and 1800 22 44 30. In case of individual shareholders holding securities in demat mode who acquires shares of the Company and becomes a Member of the Company after sending of the Notice and holding shares as of the cut-off date i.e., Wednesday, 13 September 2023 may follow steps mentioned in the Notice.
6. The Scrutinizer will submit his report to the Chairman of the Company (Chairman) or to any other person authorized by the Chairman after the completion of the scrutiny of the e-voting (votes casted during the AGM and votes casted through remote e-voting), not later than two working days from the conclusion of the AGM.
7. The result declared along with the Scrutinizer's report shall be communicated to the stock exchange, NSDL, and RTA and will also be displayed on the Company's website, www.sandurgroup.com. The results shall also be displayed on the notice board at the Registered Office of the Company.
8. Subject to the requisite number of votes, the resolutions forming part of the Notice of AGM shall be deemed to be passed on the date of the AGM i.e., Wednesday, 20 September 2023.

Instructions for Members for Remote e-voting and joining Meeting are as under:

The way to vote electronically on NSDL e-voting system consists of 'Two Steps', which are mentioned below:

Step 1: Access to NSDL e-voting system

i. Login method for e-voting and joining virtual meeting for individual shareholders holding securities in demat mode:

In terms of SEBI circular dated 9 December 2020 on e-voting facility provided by Listed Companies, individual shareholders holding securities in demat mode are allowed to vote through their demat account maintained with Depositories and Depository Participants. Shareholders are advised to update their mobile number and email Id in their demat accounts in order to access e-voting facility.

STATUTORY REPORTS

Login method for individual shareholders holding securities in demat mode is given below:

Type of shareholders	Login Method
Individual shareholders holding securities in demat mode with NSDL .	<ol style="list-style-type: none"> Existing IDeAS user can visit the e-Services website of NSDL Viz. https://eservices.nsdl.com either on a Personal Computer or on a mobile. On the e-Services home page click on the “Beneficial Owner” icon under “Login” which is available under ‘IDeAS’ Section, this will prompt you to enter your existing User ID and Password. After successful authentication, you will be able to see e-voting services under Value added services. Click on “Access to e-voting” under e-voting services and you will be able to see e-voting page. Click on Company name or e-voting service provider i.e. NSDL and you will be re-directed to e-voting website of NSDL for casting your vote during the remote e-voting period or joining virtual meeting & voting during the meeting. If you are not registered for IDeAS e-Services, option to register is available at https://eservices.nsdl.com. Select “Register Online for IDeAS Portal” or click at https://eservices.nsdl.com/SecureWeb/IdeasDirectReg.jsp Visit the e-voting website of NSDL. Open web browser by typing the following URL: https://www.evoting.nsdl.com either on a Personal Computer or on a mobile. Once the home page of e-voting system is launched, click on the icon “Login” which is available under ‘Shareholder/Member’ Section. A new screen will open. You will have to enter your User ID (i.e., your sixteen-digit demat account number hold with NSDL), Password/OTP and a Verification Code as shown on the screen. After successful authentication, you will be redirected to NSDL Depository site wherein you can see e-voting page. Click on Company name or e-voting service provider i.e., NSDL and you will be redirected to e-voting website of NSDL for casting your vote during the remote e-voting period or joining virtual meeting & voting during the meeting. Shareholders/Members can also download NSDL Mobile App “NSDL Speede” facility by scanning the QR code mentioned below for seamless voting experience.

NSDL Mobile App is available on

 App Store
  Google Play



Individual shareholders holding securities in demat mode with CDSL .	<ol style="list-style-type: none"> Users who have opted for CDSL Easi/Easiest facility, can login through their existing user id and password. Option will be made available to reach e-voting page without any further authentication. The users to login Easi/Easiest are requested to visit CDSL website www.cdslindia.com and click on login icon & New System Myeasi Tab and then user your existing my easi username & password. After successful login the Easi/Easiest user will be able to see the e-voting option for eligible companies where the evoting is in progress as per the information provided by Company. On clicking the evoting option, the user will be able to see e-voting page of the e-voting service provider for casting your vote during the remote e-voting period or joining virtual meeting & voting during the meeting. Additionally, there is also links provided to access the system of all e-voting Service Providers, so that the user can visit the e-voting service providers’ website directly. If the user is not registered for Easi/Easiest, option to register is available at CDSL website www.cdslindia.com and click on login & New System Myeasi Tab and then click on registration option.
---	--

Type of shareholders	Login Method
	4. Alternatively, the user can directly access e-voting page by providing Demat Account Number and PAN No. from a e-voting link available on www.cdslindia.com home page. The system will authenticate the user by sending OTP on registered Mobile & Email as recorded in the Demat Account. After successful authentication, user will be able to see the e-voting option where the evoting is in progress and also able to directly access the system of all e-voting Service Providers.
Individual shareholders (holding securities in demat mode) login through their depository participants	You can also login using the login credentials of your demat account through your Depository Participant registered with NSDL/CDSL for e-voting facility. upon logging in, you will be able to see e-voting option. Click on e-voting option, you will be redirected to NSDL/CDSL Depository site after successful authentication, wherein you can see e-voting feature. Click on Company name or e-voting service provider i.e., NSDL and you will be redirected to e-voting website of NSDL for casting your vote during the remote e-voting period or joining virtual meeting & voting during the meeting.

Important note: Members who are unable to retrieve User ID/Password are advised to use Forget User ID and Forget Password option available at respective website.

Helpdesk for individual shareholders holding securities in demat mode for any technical issues related to login through Depository i.e., NSDL and CDSL:

Login type	Helpdesk details
Individual shareholders holding securities in demat mode with NSDL	Members facing any technical issue in login can contact NSDL helpdesk by sending a request at evoting@nsdl.co.in or call at 022 - 4886 7000 and 022 - 2499 7000
Individual shareholders holding securities in demat mode with CDSL	Members facing any technical issue in login can contact CDSL helpdesk by sending a request at helpdesk.evoting@cdslindia.com or contact at toll free no. 1800 22 55 33

ii. Login method for e-voting and joining virtual meeting for shareholders other than individual shareholders holding securities in demat mode and shareholders holding securities in physical mode:

How to login to NSDL e-voting website?

1. Visit the e-voting website of NSDL. Open web browser by typing the following URL: <https://www.evoting.nsdl.com/> either on a Personal Computer or on a mobile.
2. Once the home page of e-voting system is launched, click on the icon "Login" which is available under 'Shareholder/Member' Section.
3. A new screen will open. You will have to enter your User ID, your Password/OTP and a Verification Code as shown on the screen.

Alternatively, if you are registered for NSDL eservices i.e., IDEAS, you can log-in at <https://eservices.nsdl.com/> with your existing IDEAS login. Once you log-in to NSDL eservices after using your log-in credentials, click on e-voting and you can proceed to Step 2 i.e., Cast your vote electronically.

4. Your User ID details are given below:

Manner of holding shares i.e., Demat (NSDL or CDSL) or Physical	Your User ID is:
a) For Members who hold shares in demat account with NSDL	8 Character DP ID followed by 8 Digit Client ID For example, if your DP ID is IN300*** and Client ID is 12***** then your user ID is IN300***12*****
b) For Members who hold shares in demat account with CDSL	16 Digit Beneficiary ID For example, if your Beneficiary ID is 12***** then your user ID is 12*****
c) For Members holding shares in Physical Form	EVEN Number followed by Folio Number registered with the Company For example, if folio number is 001*** and EVEN is 101456 then user ID is 101456001***

STATUTORY REPORTS

5. Password details for shareholders other than individual shareholders are given below:
 - a) If you are already registered for e-voting, then you can use your existing password to login and cast your vote.
 - b) If you are using NSDL e-voting system for the first time, you will need to retrieve the 'initial password' which was communicated to you. Once you retrieve your 'initial password', you need to enter the 'initial password' and the system will force you to change your password.
 - c) How to retrieve your 'initial password'?
 - (i) If your e-mail ID is registered in your demat account or with the Company, your 'initial password' is communicated to you on your e-mail ID. Trace the e-mail sent to you from NSDL from your mailbox. Open the e-mail and open the attachment i.e., a .pdf file. Open the .pdf file. The password to open the .pdf file is your 8-digit client ID for NSDL account, last 8 digits of client ID for CDSL account or folio number for shares held in physical form. The .pdf file contains your 'User ID' and your 'initial password'.
 - (ii) If your e-mail ID is not registered, please follow steps mentioned below in **process for those shareholders whose e-mail IDs are not registered**.
6. If you are unable to retrieve or have not received the "Initial password" or have forgotten your password:
 - a) Click on **"Forgot User Details/Password?"** (If you are holding shares in your demat account with NSDL or CDSL) option available on www.evoting.nsdl.com.
 - b) **"Physical User Reset Password?"** (If you are holding shares in physical mode) option available on www.evoting.nsdl.com.
 - c) If you are still unable to get the password by aforesaid two options, you can send a request at evoting@nsdl.co.in mentioning your demat account number/folio number, PAN, name and registered address.
 - d) Members can also use the OTP based login for casting the votes on the e-voting system of NSDL.
7. After entering your password, tick on Agree to "Terms and Conditions" by selecting on the check box.
8. Now, you will have to click on "Login" button.
9. After you click on the "Login" button, home page of e-voting will open.

Step 2: Cast your vote electronically and join meeting on NSDL e-voting system

How to cast your vote electronically on NSDL e-voting system?

1. After successful login at Step 1, you will be able to see all the companies "EVEN" in which you are holding shares and whose voting cycle and General Meeting is in active status.
2. Select "EVEN" of Company which is Select "EVEN" of Company which is 125254 for which you wish to cast your vote during the remote e-voting period and casting your vote during the General Meeting. For joining virtual meeting, you need to click on "VC/OAVM" link placed under "Join Meeting". for which you wish to cast your vote during the remote e-voting period and casting your vote during the General Meeting. For joining virtual meeting, you need to click on "VC/OAVM" link placed under "Join Meeting".
3. Now you are ready for e-voting as the voting page opens.
4. Cast your vote by selecting appropriate options i.e., assent or dissent, verify or modify the number of shares for which you wish to cast your vote and click on "Submit" and also "Confirm" when prompted.
5. Upon confirmation, the message "Vote cast successfully" will be displayed.
6. You can also take the printout of the votes cast by you by clicking on the print option on the confirmation page.
7. Once you confirm your vote on the resolution, you will not be allowed to modify your vote.

General Guidelines for Members for Voting on the Resolutions:

1. Corporate/Institutional Members (i.e. other than individuals, HUF, NRI etc.) are required to send scanned copy (PDF/JPG Format) of the relevant Board Resolution/ Authority letter etc. with attested specimen signature of the duly authorized signatory(ies) who are authorized to vote, to the Scrutinizer by e-mail to sathya_acs@yahoo.co.in with a copy marked to evoting@nsdl.co.in. Institutional shareholders (i.e., other than individuals, HUF, NRI etc.) can also upload their Board Resolution/ Power of Attorney/Authority Letter etc. by clicking on "Upload Board Resolution/Authority Letter" displayed under "e-voting" tab in their login.
2. It is strongly recommended not to share your password with any other person and take utmost care to keep your password confidential. Login to the e-voting website will be disabled upon five unsuccessful attempts to key in the correct password. In such an event, you will need to go through the "Forgot User Details/Password?" or "Physical User Reset Password?" option available on www.evoting.nsdl.com to reset the password.

- In case of any queries, you may refer the Frequently Asked Questions (FAQs) for shareholders and e-voting user manual for shareholders available at the download Section of www.evoting.nsdl.com or call on toll free no.: 022 - 4886 7000 and 022 - 2499 7000 or send a request to Vice President, NSDL at evoting@nsdl.co.in.

Process for those Members whose Email Address are not registered with the RTA/Depositories for procuring User ID and Password and Registration of Email Address for e-voting for the Resolutions set out in this Notice:

- In case shares are held in physical mode, please submit duly filled and signed ISR-1 form, along with details such as folio, name of shareholder, email address self-attested scanned copy of PAN card, self-attested scanned copy of Aadhar Card by email to RTA at investors.relations@vccipl.com and info@vccipl.com. Shareholders can download the updation form through the link <https://www.vccipl.com/sebipdf/Form%20ISR-1.pdf> or <https://www.sandurgroup.com/downloads/Form-ISR-1.pdf>.
- In case shares are held in demat mode, please provide DPID-CLID (16 digit DPID + CLID or 16 digit beneficiary ID), name of the shareholder, client master list or copy of consolidated account statement, self-attested scanned copy of PAN card, self-attested scanned copy of Aadhar Card to RTA at investors.relations@vccipl.com and info@vccipl.com only for temporary registration of E-mail address for the receipt of the notice. If you are an individual shareholder holding securities in demat mode, you are requested to refer to the login method explained at **Login method for e-voting and joining virtual meeting for individual shareholders holding securities in demat mode**.
- Alternatively, member may send an e-mail request to evoting@nsdl.co.in for obtaining User ID and Password by proving the details mentioned in Point (1) or (2) as the case may be.

Instructions for Members for e-Voting on the day of the AGM:

- The procedure for e-voting on the day of the AGM is same as the instructions mentioned above for remote e-voting.
- Only those Members/shareholders, who will be present in the AGM through VC/OAVM facility and have not casted their vote on the resolutions through remote e-voting and are otherwise not barred from doing so, shall be eligible to vote through e-voting system in the AGM.
- Members who have voted through remote e-voting will be eligible to attend the AGM. However, they will not be eligible to vote at the AGM.
- The details of the person who may be contacted for any grievances connected with the facility for e-voting on the

day of the AGM shall be the same person mentioned for remote e-voting.

Instructions for Members for attending the AGM through VC/OAVM:

- Member will be provided with a facility to attend the AGM through VC/OAVM through the NSDL e-voting system. Members may access by following the steps mentioned above for **Access to NSDL e-voting system**. After successful login, you can see link of "VC/OAVM link" placed under "**Join General meeting**" menu against Company name. You are requested to click on VC/OAVM link placed under Join General Meeting menu. The link for VC/OAVM will be available in Shareholder/Member login where the EVEN of Company will be displayed. Please note that the Members who do not have the User ID and Password for e-voting or have forgotten the User ID and Password may retrieve the same by following the remote e-voting instructions mentioned in the notice to avoid last minute rush.
- Members are encouraged to join the meeting through laptops for better experience.
- Members will be required to allow camera and use internet with a good speed to avoid any disturbance during the meeting.
- Please note that participants connecting from mobile devices or tablets or through laptop connecting via mobile hotspot may experience Audio/Video loss due to fluctuation in their respective network. It is therefore recommended to use Stable Wi-Fi or LAN Connection to mitigate any kind of aforesaid glitches.
- Members who would like to express their views/ask questions during the meeting may register themselves as a speaker by sending a request mentioning their name, demat account number/folio number, email id, mobile number at investors@sandurgroup.com on or before 5.00 P.M. (IST) on Monday, 18 September 2023. The Company reserves the right to restrict the number of speakers depending on the availability of time for the AGM. The same will be replied by the Company suitably.
- Those Members who have registered themselves as a speaker will only be allowed to express their views/ask questions during the meeting.
- Facility of joining AGM through VC/OAVM mode shall be open 15 minutes before and after the scheduled time of the commencement of the meeting and will be available for Members on first come first serve basis.
- In case of technical assistance for attending the AGM, you may contact NSDL on toll free no.: 022- 4886 7000 and 022-2499 7000 or send a request to Vice President, NSDL at evoting@nsdl.co.in.

Explanatory Statement pursuant to Section 102 of the Act

Item no. 5

Ratification of Remuneration payable to M/s. Kamalakara & Co., Cost Auditor of the Company for the financial year 2023-24:

In terms of the provisions of Section 148 of the Act read with Companies (Cost Records and Audit) Rules, 2014, the Company is required to maintain Cost Audit records and have the same audited by a cost auditor who shall be either a cost accountant or a firm of cost accountants, holding a valid certificate of practice under the provisions of Cost and Works Accountants Act, 1959.

Based on the recommendation of the Audit Committee, the Board of Directors at its meeting held on 3 August 2023 accorded its approval for appointment of M/s. Kamalakara & Co., as Cost Auditor for the financial year 2023-24, at a remuneration of ₹ 2.50 lakh (Rupees Two lakh Fifty Thousand only) plus applicable taxes thereon, apart from reimbursement of out-of-pocket expenses in actuals towards travelling, conveyance etc.

Pursuant to the provisions of Section 148(3) of Act read with Rule 14 of the Companies (Audit and Auditors) Rules, 2014 as amended, the remuneration as recommended by the Audit Committee and approved by the Board of Directors is required to be subsequently ratified by the Members.

M/s. Kamalakara & Co, have vast experience in the field of cost audit and have been conducting audit of the Company's cost records since 2012-13.

The Board recommends the remuneration payable to Cost Auditor, as set out in the Item no. 5 for approval of the Members as an Ordinary Resolution.

None of the Directors, Key Managerial Personnel, or their respective relatives are, in any way, concerned or interested, financially or otherwise, in the said resolution.

Item no. 6

Re-appointment of Latha Pillai (DIN: 08378473) as an Independent Director:

Latha Pillai was appointed as an Additional Director on the Board of the Company under the provisions of the Act with effect from 8 March 2019 and was regularised vide resolution passed by the Members at the 65th Annual General Meeting held on 21 September 2019 as an Independent Director. As per the said resolution, the term of appointment of Latha Pillai was for a period of five consecutive years with effect from 8 March 2019 to 7 March 2024. Accordingly, the term of appointment of Latha Pillai as an Independent Director ends on 7 March 2024.

A brief profile of Latha Pillai is as follows:

Latha Pillai born on 18 October 1959 is an educational administrator with more than three decades of experience in the field of higher education. Her areas of professional

interest include quality assessment and evaluation, promotion of women in governance and academic leadership. She has worked in institutions related to different aspects of higher education, Policy and Planning - University Grants Commission (UGC) Open and Distance Learning - Indira Gandhi National Open University (IGNOU) and Youth Development - Rajiv Gandhi National Institute of Youth Development (RGNIDYD). She has also been an Advisor to the National Assessment and Accreditation Council (NAAC), Bengaluru. She is presently associated with ICFAI Group of Institutions as a Senior Advisor (Education).

She was awarded the Jawaharlal Nehru Birth Centenary Award in 2012, which was instituted by the Indian Science Congress Association. She is also the recipient of prestigious fellowships, including the Endeavour Australia Cheung Kong Research Fellowship by the Australian Government, Monash University (Melbourne, Australia), USIA International Visitors Programme, USA, International Resident Fellow, University of Calgary (Canada). She has been nominated to various Committees of UGC, MHRD, FICCI and CII, among others, and has also participated in many national and international conferences/seminar as an invited speaker. Her contributions in the spheres of capacity building of women administrators in higher education and mainstreaming vocational education have received academic acclaim.

The Board at its meeting held on 3 August 2023, based on the recommendation of the Nomination and Remuneration Committee and excellent rating assigned to Latha Pillai during performance evaluation for the year 2022-23, proposed to re-appoint her as an Independent Director of the Company, not liable to retire by rotation, for a second term of 5 (five) consecutive years with effect from 8 March 2024 to 7 March 2029 (both days inclusive), subject to approval of Members by Special Resolution. The Board considers that her continued association would be beneficial to the Company. Further, the Company has, in terms of Section 160(1) of the Act, received a notice in writing from a Member proposing the candidature of Latha Pillai for the office of Director.

Pursuant to the provisions of Section 149 and other applicable provisions of the Act, an Independent Director shall hold office for a term up to five consecutive years on the Board of a Company and shall be eligible for re-appointment for a second term on passing of a special resolution by the Company and disclosure of such appointment in Board's Report.

Latha Pillai has consented to act as Independent Director of the Company and has given her declaration to the Board that she meets the criteria for independence as provided under Section 149(6) of the Act and Regulation 16(1)(b) of the Listing Regulations. In terms of Regulation 25(8) of the Listing Regulations, Latha Pillai has confirmed that she is not aware of any circumstance or situation which exists or may be reasonably anticipated that could impair or impact her ability to discharge her duties. She has also confirmed that she is not debarred from holding the office of a Director by virtue of any

SEBI Order or any such Authority pursuant to circular dated 20 June 2018, issued by BSE Limited pertaining to enforcement of SEBI Orders regarding appointment of Directors by listed companies. Further, Latha Pillai is not disqualified from being appointed as a Director in terms of Section 164 of the Act. She has also confirmed the compliance of Rules 6(1) and 6(2) of the Companies (Appointment and Qualification of Directors) Rules, 2014, with respect to her registration with the data bank of Independent Directors maintained by the Indian Institute of Corporate Affairs. The Board at its meeting held on 3 August 2023 perused the declarations and affirmed the same.

Latha Pillai would be entitled to sitting fees for attending the meetings of the Board of Directors and Committees thereof where she is a Member. In addition, she would be entitled to commission as determined each year by the Board of Directors within the limits approved by the Members of the Company for the Non-Executive Directors of the Company. In the opinion of the Board of Directors, Latha Pillai is a person of integrity, fulfils the conditions specified in the Act and the Rules made

thereunder read with the provisions of Listing Regulations as amended and is independent of the management.

The draft letter of appointment of Latha Pillai setting out the terms and conditions of appointment shall be available for inspection by the Members electronically. Members seeking to inspect the same can send an email to investors@sandurgroup.com.

The information pursuant to Regulation 36(3) of the Listing Regulations and the Secretarial Standard on General Meetings (SS-2), is given at '**Annexure A**' to this Notice.

Accordingly, the Board recommends the resolution as set out in the Item no. 6 for approval of the Members as a Special Resolution.

Except Latha Pillai, being the appointee, none of the Directors and Key Managerial Personnel of the Company or their relatives are concerned or interested financially or otherwise, in the said resolution.

By the order of the Board of Directors
for The Sandur Manganese & Iron Ores Limited

Bijan Kumar Dash
Company Secretary & Chief Compliance Officer
M. No.: A17222

Place: Bengaluru
Date: 3 August 2023

STATUTORY REPORTS

Annexure A

(Refer Item nos. 4 and 6 of the Notice)

Details of Directors seeking appointment/re-appointment at the AGM

[Pursuant to Regulation 36(3) of the Listing Regulations and Secretarial Standard-2 on General Meetings]

Name of the director	T. R. Raghunandan	Latha Pillai
DIN	03637265	08378473
Category of director	Non-Executive Non-Independent Director	Independent Director
Date of birth	6 October 1959	18 October 1959
Age	64 years	64 years
Date of first appointment on Board	28 May 2016	8 March 2019
Qualifications	BSC, LLB	As detailed out in Item no. 6 of explanatory statement of the Notice
Expertise in specific functional areas	T. R. Raghunandan is a specialist in formulating policy with respect to local governments, decentralisation and anti-corruption with a special interest in training and mentoring on the above aspects of governance.	As detailed out in Item no. 6 of explanatory statement of the Notice
Experience	T. R. Raghunandan is a former IAS officer of 1983 batch. He served as Rural Development and Panchayat Raj secretary in Karnataka and as Joint Secretary of Ministry of Panchayati Raj, Government of India, before he resigned in March 2013. He has more than twenty-six years of experience as a high-ranking civil servant holding executive, corporate management and policy making positions in state (provincial) and national government. He is also a consultant and advisor to international development agencies, governments and non-profit institutions on anti-corruption and decentralised public governance. He has worked with Janagraha to start ipaidabribe.com . Currently, T. R. Raghunandan is based in Bengaluru and works as a freelance development consultant with the UNDP, the Swiss Development Corporation and an NGO. He is also the Director and Co-founder of Avantika Foundation, a non-profit organization engaged in building the Museum of Movement, an effort to showcase India's romance with transport.	As detailed out in Item no. 6 of explanatory statement of the Notice
Directorships held in other companies (excluding foreign, private and Section 8 companies)	Nil	Nil
Membership/Chairmanships of committees of other companies (includes only Audit Committee and Stakeholders Relationship Committee)	Nil	Nil

Name of the director	T. R. Raghunandan	Latha Pillai
Name of listed entities from which the person has resigned in the past three years	Nil	Nil
Inter-se relationship with other Directors and Key Managerial Personnel	None	None
Remuneration sought to be paid	No remuneration other than sitting fee and profit related commission	No remuneration other than sitting fee and profit related commission
Remuneration last drawn	Sitting fees of ₹ 8.40 lakh and profit related commission of ₹ 25.00 lakh	Sitting fees of ₹ 6.60 lakh and profit related commission of ₹ 25.00 lakh
Shareholding in the Company including shareholding as a beneficial owner	3,048 shares	Nil
Number of meetings of the Board attended during the year	8 out of 8 meetings held	7 out of 8 meetings held
Terms and conditions of appointment/re-appointment	Proposed to be re-appointed as Non-Executive Non-Independent Director, liable to retire by rotation.	As detailed out in Item no. 6 of explanatory statement of the Notice
In the case of Independent Directors, the skills and capabilities required for the role and the manner in which the proposed person meets such requirements	NA	<p>The skills and capabilities required for the role of Independent Director has been defined by the Nomination and Remuneration Committee and Board, in context of the Company's business.</p> <p>The Nomination and Remuneration Committee and Board reviewed domain skills, professional experience and industry exposure of Latha Pillai, Independent Director and concluded that she fulfils the skills/expertise/competencies required in context of the Company's business, to discharge her role as an Independent Director of the Company.</p>

Key Details of 69th Annual General Meeting at a Glance

Sr. No.	Particulars	Details
1	Day, date and time of AGM	Wednesday, 20 September 2023 at 11.00 A.M. (IST)
2	Mode of AGM	Through Video Conferencing/Other Audio-Visual Means (VC/OAVM)
3	Participation through VC/OAVM	The Members can join the AGM in the VC/OAVM mode 15 minutes before and after the scheduled time of the commencement of the meeting by following the procedure mentioned in the Notice
4	Technical Assistance for VC participation	Contact NSDL on toll free no.: 022 - 4886 7000 and 022-2499 7000 or send a request to Vice President, NSDL at evoting@nsdl.co.in .
5	Submission of questions/queries before AGM	Questions with regard to financial statements or any other matter to be placed at the 69 th AGM can be submitted from registered email address on investors@sandurgroup.com before 5.00 P.M. (IST) on Monday, 18 September 2023.
6	Speaker pre-registration	On or before 5.00 P.M. (IST) on Monday, 18 September 2023. Members may register themselves as a speaker by sending a request mentioning their name, demat account number/folio number, email id, mobile number at investors@sandurgroup.com .
7	Dividend details	Rate: 50% i.e., ₹ 5 per equity share of face value of ₹ 10 each Record date: Wednesday, 13 September 2023 Book closure dates: From Thursday, 14 September 2023 to Wednesday, 20 September 2023 (both days inclusive) Payment date: On or after Monday, 25 September 2023
8	TDS on Dividend and Submission of Forms	Submit forms by Wednesday, 13 September 2023 before 5.00 P.M. (IST). The detailed process is available on the website of the Company at https://www.sandurgroup.com/Stake.html , 'Communication on Tax Deduction on Dividend'.
9	EVEN of the Company	125254
10	Cut-off date for remote e-voting period	Wednesday, 13 September 2023
11	Remote e-voting period	From 9.00 A.M. (IST) on Sunday, 17 September 2023 and ends at 5.00 P.M. (IST) on Tuesday, 19 September 2023
12	Registration of email address to receive credentials for remote e-voting and Notice of 69 th AGM	Members whose email addresses are not registered and wish to receive the credentials for remote e-voting along with the Notice of the 69 th AGM and Annual Report 2022-23 can get their email addresses registered by sending an email to RTA at investors.relations@vccipl.com and info@vccipl.com and following the process mentioned in the Notes to the Notice of the AGM. Alternatively, member may send an e-mail request to evoting@nsdl.co.in for obtaining User ID and Password.

Board's Report

Dear Members,

The Board of Directors are pleased to present the report of the business and operations of the Company along with audited financial statements for the financial year ended 31 March 2023 (year under review/ FY 2022-23).

Financial Results

The summary of the standalone and consolidated financial results is as follows:

₹ in lakh

Particulars	Standalone		Consolidated*	
	FY 2022-23	FY 2021-22	FY 2022-23	FY 2021-22
Net Sales/Income	2,12,580.76	2,24,874.15	2,12,580.76	-
Other Income	5,883.75	3,522.58	5,919.74	-
Total	2,18,464.51	2,28,396.73	2,18,500.50	-
Expenditure				
(i) Variable	1,51,967.62	1,07,877.49	1,51,967.62	-
(ii) Fixed	21,350.94	19,583.58	21,371.61	-
(iii) Depreciation/Amortization	6,425.50	5,560.08	6,425.50	-
(iv) Finance costs	2,784.76	3,843.33	2,784.76	-
Total	1,82,528.82	1,36,864.48	1,82,549.49	-
Profit Before Taxes	35,935.69	91,532.25	35,951.01	-
Less:				
(i) Current Tax	9,156.98	22,453.00	9,156.98	-
(ii) Deferred Tax	(312.07)	1,567.67	(312.07)	-
Net Profit	27,090.78	67,511.58	27,106.10	-
Share in Profit/(Loss) of associate	-	-	(27.26)	-
Net profit after taxes and share of loss of associate	27,090.78	67,511.58	27,078.84	-
Add: Balance brought forward from the previous year	1,65,021.86	98,410.68	1,65,021.86	-
Profit before appropriation	1,92,112.64	1,65,922.26	1,92,100.70	-
Less: Appropriations				
(i) Dividend on Equity Shares	1,350.29	900.19	1,350.29	-
(ii) Other comprehensive loss/(income)	80.92	0.21	80.92	-
Total	1,431.21	900.40	1,431.21	-
Profit carried to Balance Sheet	1,90,681.43	1,65,021.86	1,90,669.49	-

*Sandur Pellets Private Limited, a wholly owned subsidiary, was incorporated on 7 May 2022 and the Company started presenting its consolidated financial statements from the current year. Accordingly, the comparatives of the previous year are not applicable.

Performance Review and State of the Company's Affairs

During the year under review, the Company has a turnover amounting to ₹ 2,12,581 lakh and EBITDA of ₹ 45,146 lakh. Decrease in turnover compared to previous financial year was majorly due to lower realisation in mining and ferroalloys segments coupled with high volatility in coke segment. The segment wise revenue growth/(decline) against previous year for mining, ferroalloys and coke & energy segments were (18)%, (10)% and 14% respectively.

The Company recorded profit before tax of ₹ 35,936 lakh after charging ₹ 6,426 lakh towards depreciation/amortization on fixed assets and ₹ 2,785 lakh towards finance costs. The profit before tax has decreased by 61% over the previous year mainly

due to decrease in realisation per tonne from external sales of Manganese Ore, decrease in realisation of Iron Ore due to drop in the market price and decrease in average selling price per MT of Ferroalloys. Further, there has been an increase in cost of production of ferroalloys and coke due to increase price of their respective raw materials. The segment wise result decline against previous year for mining, ferroalloys and coke & energy segments were 41%, 70% and 89% respectively.

After charging current income tax of ₹ 9,157 lakh, deferred tax of ₹ (312) lakh, the profit after tax (PAT) for the current year has been ₹ 27,091 lakh. There has been a reduction in the PAT as compared to previous financial year.

STATUTORY REPORTS

Subsidiary and Associate companies incorporated during the year under review are yet to start their operations. Hence, performance of these companies is insignificant to the overall performance of the Company.

Projects

Existing Projects

Downhill Conveyor System

The Company's proposal for setting up a 300 tonnes per hour Downhill Conveyor System (DCS) from the Company's Kammaturu Iron Ore Mine to PMBR railway siding is under progress. At the head end and the tail end of the DCS, 100% of electrical work, 85% of fabrication work and 64% of the civil works have been completed. With current status, the DCS project is envisaged to be commissioned three months after Stage 2 approval of Forest Clearance is granted by the Government of India, which is under process. Successful implementation of this project will lead to seamless movement of product, lower transportation cost and higher realizations as product will be delivered directly at railway siding.

Power Purchase

The Company had entered into a Share Subscription and Shareholders' Agreement (SSSHA) with Renew Green Energy Solutions Private Limited (RGESPL) and Renew Sandur Green Energy Private Limited (RSGEPL) and Power Purchase Agreement with RSGEPL for the purpose of captive consumption of renewable power at the Company's Metal & Ferroalloys Plant. Pursuant to the SSSHA, the Company invested an amount of ₹ 3,86,43,000/- towards subscription of 35,13,000 equity shares of ₹ 10 each at a premium of ₹ 1 each on 6 January 2023 and ₹ 27,05,01,000 towards subscription of 2,45,91,000 equity shares of ₹ 10 each at a premium of ₹ 1 each on 30 March 2023. Accordingly, as on 31 March 2023, the Company subscribed to 49% equity stake of RSGEPL.

As on the date of this Report, 33 MW Solar Power Plant and 9.9 MW Wind Turbine Generators with associated electrical equipment's interconnecting the power with Karnataka Power Transmission Corporation Limited (KPTCL) grid has been successfully commissioned at Kudligi Taluk, Vijayanagara District, Karnataka State. With successful commissioning and injection of above power to the grid, the objective of Rights Issue as mentioned in the Letter of Offer dated 21 July 2022 i.e., the procurement of power at cheaper cost to operate all the three existing furnaces of ferroalloy plant and other expansion activities at Vyasankere, Hosapete Taluk, Vijayanagara District, Karnataka State has been achieved.

Future Projects

The Company is exploring different strategic possibilities and evaluating the opportunities from different parameters in order to sustain growth, achieve substantial market share and meet its future needs. Future market for the envisaged products, availability of infrastructure facilities and utilities are some of the critical aspects that the Company is considering as part of next phase of expansion into beneficiation of ores, manufacturing of pellets and setting up an integrated steel manufacturing facilities. Appropriate decisions in this regard will be taken by the Company based on the expert opinion, analysis and evaluation.

The following events occurred till the date of this Report:

Approval for enhancement in Maximum Permissible Annual Production (MPAP) of Manganese Ore

On 22 February 2023, the Central Empowered Committee (CEC) constituted by the Hon'ble Supreme Court of India, has granted approval to the Company, for enhancing the Company's Manganese Ore production from 2.86 lakh tonnes to 5.82 lakh tonnes (5.50 lakh tonnes in Mining Lease No. 2678 and 0.32 lakh tonnes in Mining Lease No. 2679). The CEC has granted approval after examining in detail the recommendations of the Technical Committee of the Government of Karnataka and the report of the Indian Council of Forestry Research & Education, Ministry of Environment, Forest & Climate Change (MoEFCC) and keeping in view the Hon'ble Supreme Court's order dated 13 April 2012 and the Judgements dated 18 April 2013 and 14 December 2017.

Grant of Environmental Clearance (EC) for increase in Iron Ore production from 1.60 Million Tonnes Per Annum (MTPA) to 4.50 MTPA along with proposed 7.0 MTPA Beneficiation Plant and a Downhill Conveyor System

MoEFCC, Government of India, examined the Company's application under EIA Notification 2006 and its further amendments thereto, and after accepting the recommendations of Expert Appraisal Committee (EAC) during 9th EAC (Non-Coal Mining) meeting held during January 17-18, 2023 and 12th EAC meeting held on March 21-22, 2023, has accorded Environmental Clearance on 25 April 2023 for enhancing Iron Ore production from 1.60 MTPA to 4.50 MTPA, retaining the Manganese Ore production at 0.582 MTPA. MoEFCC has also granted approval for the proposed 7.0 MTPA Ore Beneficiation Plant, 1.2 km Down Hill Conveyor System and 0.15 MTPA Crushing & Screening Plant of Iron Ore and Manganese Ore in the Company's Mining lease area of 1860.10 ha (ML No: 2678).

Approvals

Subsequent to obtaining EC from MoEFCC for enhancement in production, the Company has applied for combined Consent For Establishment (CFE) to Karnataka State Pollution Control Board (KSPCB) seeking enhancement in Iron Ore production from 1.6 MTPA to 4.5 MTPA, Manganese Ore production from 0.286 MTPA to 0.582 MTPA, setting up a Beneficiation Plant of 7.0 MTPA and 1.2 km Downhill Conveyor from Kammathuru Iron Ore mine to PMBR railway siding. On receipt of approval for Consent for Establishment from KSPCB, the Consent For Operations (CFO) will be obtained in phased manner for enhancing the Manganese Ore production from current 0.286 MTPA to 0.582 MTPA followed by Consent for Operations for enhancement in Iron Ore production from 1.60 to 4.50 MTPA, Beneficiation Plant and Downhill Conveyor Project.

The Company had represented to CEC on 26 April 2023 seeking enhancement of MPAP of Iron Ore in Mining Lease No. 2678. The CEC after examining the proposal, advised Federation of Indian Mineral Industries (FIMI) on 2 June 2023 for compilation of the requisite information to enable Indian Council of Forestry Research & Education, Dehradun to prepare Reclamation & Rehabilitation Plans at the enhanced level of operations.

Awards and Recognitions

Five Star Rating Award

The Ministry of Mines, Government of India and Indian Bureau of Mines have introduced the Sustainable Development Framework and have undertaken a system of rating mining leases.

At the 75th Anniversary of Indian Bureau of Mines held on 1 March 2023 in Nagpur, the Ministry of Mines, Government of India has awarded 5 Star Rating to both the Mining Leases of the Company, for the year 2021-22. The Company has been receiving Five Star Rating Awards from inception of this award by Ministry of Mines, Government of India in the year 2014 -15 and thereafter for all years. Consecutively, this is the 8th year that the Company has received 5 star rating.

Other Awards

At the 21st MEMC Week organised by the Mines Environment & Mineral Conservation Association of Karnataka under the aegis of Indian Bureau of Mines, the Company has bagged a total of 17 prizes, including the overall first prize for both the mines.

As a part of the 52nd National Safety Day programme, the Company's plant in Vyasnakere has been awarded "Best Safety Performance Industry" on BKRISE regional level competition by the Department of Factories and Boilers, Government of Karnataka.

Change in the Capital Structure

As on 31 March 2023, the authorised share capital of the Company was ₹ 11,500 lakh comprising of 11,40,00,000 Equity Shares of ₹ 10 each and 1,00,000 Preference Shares of ₹ 100 each. The paid-up share capital of the Company was ₹ 2,700.58 lakh comprising of 2,70,05,823 Equity Shares of ₹ 10 each.

During the year under review, the Board of Directors of the Company in its meeting held on 10 April 2022, approved issue of up to 1,80,03,882 equity shares of face value of ₹ 10 (Rights Equity Shares) each at a price of ₹ 10 per equity share (Issue Price) for an amount not exceeding ₹ 18,00,38,820 on a Rights Basis to the eligible equity shareholders of the Company in the ratio of 2 Rights Equity Shares for every 1 fully paid-up equity share held by the eligible equity shareholders as on the Record Date, that is on Wednesday, 27 July 2022 which got allotted on 9 September 2022. Accordingly, the issued, subscribed and fully paid-up share capital of the Company has increased from ₹ 9,00,19,410 divided into 90,01,941 equity shares of ₹ 10 each to ₹ 27,00,58,230 divided into 2,70,05,823 equity shares of ₹ 10 each.

The Company has neither issued equity shares with differential rights as to dividend, voting or otherwise nor shares (including sweat equity shares) to employees of the Company under any scheme. Further, the Company has not issued debentures, bonds, convertible or non-convertible securities or warrants and has not held any shares in trust for the benefit of employees where the voting rights are not exercised directly by the employees. The Company has not bought back any of its securities during the year.

Change in the Nature of the Business

During the year under review, there was no change in nature of business.

Dividend Distribution Policy

As per Regulation 43A of the Securities and Exchange Board of India (Listing Obligations and Disclosure Requirements) Regulations, 2015 (Listing Regulations), top 1000 listed companies based on market capitalization are required to formulate a dividend distribution policy. Accordingly, the Company has adopted the Dividend Distribution Policy which sets out the parameters and circumstances which are to be considered by the Board in determining the distribution of dividend to its Members and/or retaining profits earned by the Company. The Company's Dividend Distribution Policy is available on the Company's website at <https://www.sandurgroup.com/policies> and annexed to this Report as 'Annexure A'.

Dividend

The Directors have recommended a dividend of ₹ 5 per equity share of ₹ 10 each (50%) For the year ended 31 March 2023. The said dividend is subject to the approval of Members at the ensuing Annual General Meeting of the Company. According to the Finance Act, 2020, dividend income will be taxable in the hands of the Members w.e.f., 1 April 2020, and the Company is required to deduct tax at source from the dividend payable to the Members at prescribed rates as per the Income Tax Act, 1961.

Transfer to Reserves

As permitted under the Companies Act, 2013 (the Act), the Board does not propose to transfer any amount to general reserve and has decided to retain the entire amount of profit for the financial year 2022-23 in the statement of profit and loss.

Transfer of Amount to Investor Education and Protection Fund

As per Section 124(5) of the Act read with rules made thereunder, dividends remaining unpaid/unclaimed for a period of seven years from the date of transfer to the unpaid dividend account is required to be transferred to Investor Education and Protection Fund (IEPF). Further, the shares in respect of which dividend has not been paid or claimed for seven consecutive years shall be transferred by the Company in the name of IEPF.

In pursuance of the above, the dividend remaining unclaimed or unpaid in respect of dividends declared for financial year 2014-15 amounting to ₹ 1,40,670 have been transferred to the IEPF during the financial year 2022-23. Consequently, 504 shares belonging to 8 Members in respect of which dividends remained unpaid/unclaimed for seven consecutive years were also transferred to IEPF.

In the interest of the Members, the Company sends periodical reminders to the Members to claim their dividends to avoid the transfer of dividends or shares to the IEPF Authority. Notices in this regard are also published in the newspapers and the details of unpaid/unclaimed dividends and Members whose

STATUTORY REPORTS

shares are liable to be transferred to the IEPF Authority, are uploaded on the Company's website at <https://www.sandurgroup.com/shares-transferred-to-iepf>.

It may be noted that as per the above-mentioned provisions of the Act, the unpaid/unclaimed dividend pertaining to the financial year 2015-16 and unpaid/unclaimed first interim dividend pertaining to the financial year 2016-17, along with the underlying shares are due to be transferred to IEPF by 21 October 2023 and 19 December 2023 respectively. Members who have not encashed the dividend warrant(s) from financial year 2015-16 onwards, may forward their claims to the Company/Registrar and Transfer Agents before 7 October 2023, to avoid any transfer of dividend or shares to the IEPF Authority.

The information in respect of unpaid/unclaimed dividend and shares thereto along with due date for transfer to IEPF are given below:

Financial Year	Date of declaration	Due date for transfer to IEPF	Unclaimed dividend As on 31 March 2023	Unclaimed shares As on 31 March 2023
2015-16 (Final dividend)	14 September 2016	21 October 2023	1,45,458.00	48,486
2016-17 (Interim dividend-I)	12 November 2016	19 December 2023	1,43,844.00	71,922
2016-17 (Interim dividend-II)	31 March 2017	7 May 2024	55,732.00	55,732
2016-17 (Final Dividend)	26 September 2017	2 November 2024	96,764.00	48,382
2017-18 (Interim Dividend)	27 December 2017	2 February 2025	2,52,430.00	50,486
2017-18 (Final Dividend)	1 September 2018	7 October 2025	1,06,798.00	53,654
2018-19 (Interim Dividend)	14 November 2018	21 December 2025	1,78,111.50	50,989
2018-19 (Final Dividend)	21 September 2019	28 October 2026	1,10,792.50	31,655
2019-20 (Interim Dividend I)	11 November 2019	18 December 2026	71,950.00	35,975
2019-2020 (Interim Dividend II)	5 March 2020	11 April 2027	1,99,810.00	39,962
2020-21 (Final Dividend)	22 September 2021	29 October 2028	2,38,216.00	26,157
2021-22 (Final Dividend)	28 September 2022	3 November 2029	1,19,210.00	24,743

The voting rights on the shares lying with IEPF shall remain frozen till the rightful owner claims the shares. The benefits arising out of the shares transferred to IEPF is credited to IEPF Authorities. The Members can claim the same from the IEPF Authorities.

The Members whose unpaid/unclaimed dividends or shares are transferred to the IEPF can request the Company/Registrar and Transfer Agent as per the applicable provisions in the prescribed e-form IEPF-5 for claiming the unpaid/unclaimed dividend or shares out of the IEPF. The process for claiming the unpaid/unclaimed dividend or shares out of the IEPF is also available on the Company's website at <https://www.sandurgroup.com/others>.

Bijan Kumar Dash, Company Secretary and Chief Compliance Officer is the Nodal Officer under the provisions of IEPF.

Subsidiary Company, Associate Company and Joint Ventures

During the year under review, the Company had incorporated a Wholly Owned Subsidiary (WOS) company with the name "Sandur Pellets Private Limited" on 7 May 2022 by subscribing to 100% of its share capital. There has been no change in the nature of business of the WOS. The Company does not have any material subsidiary as per Regulation 16(1)(c) of Listing Regulations. The Policy on Determining Material Subsidiary is uploaded on the Company's website at <https://www.sandurgroup.com/policies>.

On 5 May 2023, the State Level Environment Impact Assessment Authority, Karnataka, constituted by Ministry of Environment and Forest, Government of India approved the transfer of Environmental Clearance (Order No. SEIAA 46 IND 2020) dated 11 February 2022 for establishment of Iron Ore and Manganese Ore Beneficiation plant at Sy No. 89(Part),

97/3, 98 & 99, Jaisinghpur (Venkatagiri) village, Sandur Taluk, Ballari District, Karnataka which was earlier granted to M/s. Excel Mining and Infra Services in favour of Sandur Pellets Private Limited, WOS of the Company. Accordingly, the WOS is in the process of initiating its business operations in the year 2023-24.

Pursuant to the Share Subscription and Shareholders' Agreement entered with Renew Green Energy Solutions Private Limited and Renew Sandur Green Energy Private Limited (RSGEPL), the Company has subscribed to 49% of the paid-up equity share capital in RSGEPL, thereby making it an associate company.

The Company does not have any joint ventures.

The disclosure pursuant to first proviso to Section 129(3) of the Act read with Rule 5 of the Companies (Accounts) Rules, 2014 is annexed with this Report as 'Annexure B'. Further, as per the provisions of Section 136 of the Act, the standalone and consolidated financial statements of the Company along with relevant documents and separate audited financial statement in respect of Company's subsidiary, are available on the Company's website at <https://www.sandurgroup.com/subsidiaries>.

Significant and Material Orders passed by the Regulators or Courts or Tribunals impacting the going concern status of the Company

There are no significant and material orders passed by the Regulators/Courts/Tribunals that would impact the going concern status of the Company and its future operations.

Material changes and commitment, if any, affecting the financial position of the Company which occurred between the end of the financial year to which these financial statement relate and the date of the report

No material changes and commitment affecting the financial position of the Company occurred between the end of the financial year to which financial statement relate and the date of this Report.

Particulars of contracts or arrangements made with related parties

In terms of clause (h) of Section 134(3) of the Act read with Rule 8(2) of the Companies (Accounts) Rules, 2014, the particulars of the contracts or arrangements entered into by the Company with its related parties as referred to in Section 188(1) of the Act in Form No. AOC-2 is annexed with this Report as 'Annexure C'.

During the year under review, all related party transactions entered into by the Company were on an arm's length basis and in the ordinary course of business. All Related Party Transactions are placed before the Audit Committee of the Company and placed before Board for information/approval, as and when required. With a view to ensure continuity of day-to-day operations, an omnibus approval is obtained for related party transactions which are of repetitive nature, entered in the ordinary course of business and at arm's length basis.

A statement giving details of all related party transactions entered pursuant to the omnibus approval so granted, is placed before the Audit Committee on a quarterly basis for its review.

Further, the Company has not entered into any contract/arrangement/transaction with related parties which are considered to be material as per Regulation 23 of the Listing Regulations and the Company's Policy on Related Party Transactions. In terms of Regulation 23(9) of the Listing Regulations, the Company submits the details of related party transactions as per the specified format to the stock exchange on a half yearly basis.

In line with the requirements of the Act and the Listing Regulations, the Company has formulated a Policy on Related Party Transactions and the same can be accessed on the Company's website at <https://www.sandurgroup.com/policies>.

Particulars of Loans, Guarantees or Investments

The particulars of investments made under Section 186 of the Act have been disclosed in the financial statement. The Company has not granted any loans or provided guarantees under Section 186 of the Act.

Deposits

The Company does not have any deposits at the beginning of the financial year and has neither accepted nor renewed any deposits during the year under review. Thus, provisions of Section 73 of the Act are not applicable to the Company.

Directors and Key Managerial Personnel

As on the date of this Report, the Board consists of seven members - one Managing Director, one Whole Time Director, four Independent Directors (including one Woman Director) and one Non-Executive Non-Independent Director. The Chairman of the Board is a Non-Executive Director.

Induction

During the year, the Company has not appointed any Director or Key Managerial Personnel.

Re-appointments

During the year, the following re-appointments were made by the Company:

- Jagadish Rao Kote (DIN: 00521065) was re-appointed as an Independent Director by the Members of the Company through Postal Ballot on 17 July 2022, for a second term of five consecutive years with effect from 27 May 2022 to 26 May 2027. The Board opined that he is a person of integrity and possess relevant expertise and experience (including proficiency) and he satisfies the independence criteria as laid down under the Act and the Listing Regulations.
- At the 68th Annual General Meeting (AGM) held on 28 September 2022:
 - a. In terms of the provisions of Section 152(6) of the Act, Mohammed Abdul Saleem (DIN: 00061497), Director of the Company, liable to retire by rotation and who

STATUTORY REPORTS

being eligible, offered himself for reappointment, was re-appointed by the Members.

- b. Hemendra Laxmidas Shah (DIN: 00996888) who was on the Board as Non-Executive Director was appointed as an Independent Director, for a term of five consecutive years with effect from 1 October 2022 to 30 September 2027. The Board opined that he is a person of integrity and possess relevant expertise and experience (including proficiency) and he satisfies the independence criteria as laid down under the Act and the Listing Regulations.
- c. Mohammed Abdul Saleem (DIN: 00061497) was re-appointed as Whole Time Director designated as Director (Mines) for a further term of three years with effect from 1 October 2022 to 30 September 2025.
- d. Bahirji Ajai Ghorpade (DIN: 08452844) was re-appointed as Managing Director for a further term of three years with effect from 1 October 2022 to 30 September 2025.

During the period from 1 April 2023 till the date of this Report, subject to the approval of the members, the following re-appointments are proposed to be made:

- In terms of the provisions of Section 152(6) of the Act, T. R. Raghunandan (DIN: 03637265), the Director of the Company is liable to retire by rotation at the ensuing Annual General Meeting and being eligible, offered himself for reappointment.
- The Board at its meeting held on 3 August 2023, accorded its approval for appointment of Latha Pillai (DIN: 08378473), as an Independent Director of the Company for a second term with effect from 8 March 2024 to 7 March 2029 (both days inclusive), subject to Members' approval at the ensuing Annual General Meeting. The Nomination and Remuneration Committee (NRC) at its meeting held on 17 May 2023, had reviewed domain skills, professional experience and industry exposure of Latha Pillai, Independent Director and noted that she fulfils the skills/expertise/competencies required in context of the Company's business. Thereafter, the NRC considering the excellent rating assigned to Latha Pillai during performance evaluation for the year 2022-23, recommended her appointment for a further period of five consecutive years to the Board as it will be advantageous and beneficial for the Company. Further, the Company has received a notice in writing from a Member proposing her candidature for the office of Director pursuant to Section 160 of the Act. The Board opined that she is a person of integrity and possess relevant expertise and experience (including proficiency) and she satisfies the independence criteria as laid down under the Act and the Listing Regulations.

Cessation

During the year, S. S. Rao (DIN: 00150816) ceased to be the Independent Director of the Company from closure of business hours on 10 November 2022, upon completion of his second term. The Board of Directors and the Management of the Company placed on record their profound appreciation for

the contributions made by S. S. Rao during his association with the Company over the years.

As on 31 March 2023, the following were the Key Managerial Personnel of the Company as per Section 2(51) and 203 of the Act:

- Bahirji Ajai Ghorpade, Managing Director;
- Mohammed Abdul Saleem, Whole Time Director designated as Director (Mines);
- Uttam Kumar Bhageria, Chief Financial Officer & Chief Risk Officer;
- Bijan Kumar Dash, Company Secretary & Chief Compliance Officer.

Board Meetings

The Board meets at regular intervals to discuss and decide on Company's business policies and strategies apart from other regular and important business items. However, in case a special and urgent business requires approval of the Board, such approval is taken by passing resolution through circulation, as permitted by law, which is taken on record in the subsequent Board meeting.

During the financial year 2022-23, the Board met eight times i.e., 10 April 2022, 18 May 2022, 6 July 2022, 21 July 2022, 11 August 2022, 10 November 2022, 9 February 2023 and 24 March 2023. The details and particulars of Board meetings are given in the Corporate Governance Report forming part of this Report.

Policy on Directors' Appointment and Remuneration

The Company has adopted Policy on Nomination and Remuneration of Directors, Key Managerial Personnel (KMPs) and other employees which inter-alia includes criteria for determining qualification, positive attributes, independence of a director and other matters provided under sub-Section (3) of Section 178 of the Act and relevant provisions of Listing Regulations. The Members may refer Corporate Governance Report for details regarding this policy. The policy is also available on the Company's website at <https://www.sandurgroup.com/policies>. During the year under review, the Policy was reviewed and amended by the Nomination and Remuneration Committee and the Board at its meeting held on 11 August 2022.

Declaration by Independent Directors

All the Independent Directors of the Company meet the criteria of independence as provided under Section 149(6) of the Act and Regulation 16(1)(b) of Listing Regulations. Declarations to this effect have been received from them as prescribed under Section 149(7) of the Act. Further, in terms of Regulation 25(8) of the Listing Regulations, they have confirmed that they are not aware of any circumstance or situation which exists or may reasonably be anticipated that could impair or impact their ability to discharge their duties. During the financial year 2022-23, there has been no change in the circumstances affecting their status as Independent Directors of the Company.

The Independent Directors have also complied with the Code for Independent Directors prescribed in Schedule IV to the Act and Code of Conduct for Directors and Senior Management formulated by the Company under Regulation 17(5) of Listing Regulations.

Board Evaluation

The Nomination and Remuneration Committee and the Board have laid down the manner in which formal evaluation of the performance of the Board, committees, individual Directors and the Chairman has to be made annually.

During the evaluation process, it was ensured that all the provisions relating to Board evaluation of the Act and Listing Regulations, are followed. The criteria for evaluation were based on the Guidance Note on Board Evaluation issued by the Securities and Exchange Board of India (SEBI) and the guidelines issued by Institute of Company Secretaries of India (ICSI). The Board evaluation was done internally. All Directors responded through a structured questionnaire giving feedback about the performance of the Board, its Committees, individual Directors and the Chairman. The questionnaire for evaluation of Board was based on several parameters like structure of the Board, meetings of the Board, functions of the Board, relationship and communication between Board and management and professional development of Directors. Similarly, the evaluation criteria for Committee, individual Directors, and the Chairman were set on different parameters.

At the Board meeting that followed the meeting of the Independent Directors on 9 February 2023, the outcome of evaluation was discussed. The feedback received on the performance evaluation of individual Directors was intimated separately to each Director by the Chairman of the Board by mail. Similarly, outcome of evaluation of Chairman of Board was intimated to him by the elected Chairman of the separate meeting of Independent Directors.

Meeting of Independent Directors

A separate meeting of Independent Directors for the financial year 2022-23 as per Clause VII (1) of Schedule IV under Section 149(8) of the Act and Regulation 25(3) of the Listing Regulations was held on 9 February 2023, wherein the Independent Directors reviewed the performance of Non-Independent Directors, Chairman of the Board and the Board as a whole.

Training and Familiarisation Programme for Independent Directors

Details of training and familiarization programme are provided in the Corporate Governance Report forming part of this Report.

Board Committees

The Board has constituted six Committees to assist the Board in effectively discharging its functions and responsibilities. These committees support Board's work in line with the applicable provisions of the Act and Listing Regulations, namely:

1. Audit Committee;
2. Nomination and Remuneration Committee;
3. Stakeholders Relationship Committee;

4. Corporate Social Responsibility Committee;
5. Risk Management Committee;
6. Corporate Sustainability Committee.

In addition to the above, the Board at its meeting held on 10 April 2022 constituted a "Right Issue Committee" of the Board to decide detailed terms and conditions of the Company's Right Issue and matters connected or incidental thereto. The Board at its meeting held on 10 November 2022 taken note of the dissolution of the Right Issue Committee after completion of Rights Issue formalities in all aspects.

The details of the Committees including composition, terms of reference, meeting details etc., are provided in the Corporate Governance Report forming part of this Report.

The recommendations, if any, of these Committees are submitted to the Board for approval. During the year under review, the Board had accepted the recommendations of the Committees.

Vigil Mechanism

The Company believes in conducting its affairs in a fair and transparent manner by adopting highest standards of professionalism, honesty, integrity and ethics. The Company has established a vigil mechanism towards this approach. In accordance with Section 177(9) of the Act read with Rule 7(2) of the Companies (Meetings of Board and its Powers) Rules, 2014, the Company's Audit Committee oversees the vigil mechanism which has been established to address genuine concerns about unethical behaviour, actual or suspected fraud, leak of Unpublished Price Sensitive Information or violation of the Company's Code of Conduct and Ethics Policy, if any, expressed by the Director(s) or employees or any other person.

The Company has adopted a Whistle Blower Policy which provides for adequate safeguards against victimisation of Director(s) or employee(s) or any other person who avail such mechanism. The Company has also provided direct access to the Chairman of the Audit Committee in matters concerning financial, accounting and concerns relating to officers belonging to above Senior General Manager level.

The Whistle Blower Policy is available on the Company's website at <https://www.sandurgroup.com/policies>. During the year under review, the Policy was reviewed and amended by the Audit Committee and the Board at its meeting held on 18 May 2022.

Directors' Responsibility Statement

In accordance with the provisions of Section 134(3)(c) of the Act, the Directors confirm that:

- (a) in the preparation of the annual accounts, the applicable accounting standards have been followed along with proper explanation relating to material departures;
- (b) the Directors have selected such accounting policies and applied them consistently and made judgments and estimates that are reasonable and prudent so as to give a true and fair view of the state of affairs of the Company

STATUTORY REPORTS

as at 31 March 2023 and of the profit and loss of the Company For the year ended 31 March 2023;

- (c) the Directors have taken proper and sufficient care for the maintenance of adequate accounting records in accordance with the provisions of the Act, for safeguarding the assets of the Company and for preventing and detecting fraud and other irregularities;
- (d) the Directors have prepared the annual accounts for the financial year ended 31 March 2023 on a 'going concern' basis;
- (e) the Directors have laid down internal financial controls to be followed by the Company and that such internal financial controls are adequate and are operating effectively; and
- (f) the Directors have devised proper systems to ensure compliance with the provisions of all applicable laws and that such systems are adequate and operating effectively.

Details in respect of frauds reported by Auditors under sub-Section (12) of Section 143 of the act other than those which are reportable to the Central Government

The Auditors have not reported any frauds during the year under review.

Adequacy of Internal Financial Controls

The Company has established a robust framework for internal financial controls. The Company has in place adequate controls, procedures and policies, ensuring orderly and efficient conduct of its business, including adherence to the Company's policies, safeguarding of its assets, prevention and detection of frauds and errors, accuracy and completeness of accounting records and timely preparation of reliable financial information. The Company has a well-defined delegation of power with well-defined authority and responsibility matrix defining the financial limits for approving revenue as well as capital expenditure. Segregation of duties has been well defined to remove the concentration of power within few officials. The Company uses a state-of-the-art Enterprise Resource Programming (ERP) system to record data for accounting, consolidation and management information purposes and connects to different locations for efficient exchange of information. It has continued its efforts to align all its processes and controls with global best practices.

M/s. P. Chandrasekar LLP, Chartered Accountants, have been appointed to oversee and carry out internal audit of Company's activities. The audit is based on an internal audit plan, which is reviewed each year in consultation with the Statutory Auditors and approved by the Audit Committee. In line with international practice, the internal audit plan aims at review of internal controls and risk in operations. The Audit Committee reviews audit reports submitted by the internal auditor. Suggestions for improvement are considered and the Audit Committee follows up on them. During the year, such controls were assessed and no reportable material weaknesses in the design or operation were observed. Accordingly, the Board is of the opinion that the Company's internal financial controls were adequate and effective during the financial year 2022-23.

The Statutory Auditors in their report has stated that the Company has, in all material respects, an adequate internal financial controls system with reference to standalone and consolidated financial statements and such internal financial controls with reference to standalone and consolidated financial statements were operating effectively as at 31 March 2023, based on the criteria for internal financial control with reference to standalone and consolidated financial statements established by the Company considering the essential components of internal control stated in the Guidance Note on Audit of Internal Financial Controls Over Financial Reporting issued by the Institute of Chartered Accountants of India.

Annual Return

A copy of Annual Return, in Form MGT-7, pursuant to the provisions of Section 92(3) of the Act read with relevant Rules of the Companies (Management and Administration) Rules, 2014 as amended from time to time is available on the website of the Company at <https://www.sandurgroup.com/agm-postal-ballots>.

Auditors

Statutory Auditor

M/s. R. Subramanian and Company LLP, Chartered Accountants, Chennai (Firm Registration No. 004137S/S200041), were appointed as Statutory Auditors of the Company at the 63rd AGM held on 26 September 2017 in terms of the provisions of Section 139 of the Act, to hold office until the conclusion of 68th AGM.

As the term of five years of the M/s. R. Subramanian and Company LLP came to an end at the conclusion of 68th AGM, based on the recommendation of the Audit Committee and the Board, the Members of the Company at the 68th AGM held on 28 September 2022 appointed M/s. Deloitte Haskins & Sells, Chartered Accountants (Firm Registration No.008072S) as the Statutory Auditors of the Company for a term of five consecutive years i.e., from the conclusion of 68th AGM till the conclusion of 73rd AGM of the Company, at such remuneration as may be mutually agreed between the Board of Directors and the Auditors. In terms of Companies (Amendment) Act, 2017, effective from 7 May 2018, the requirement of seeking ratification of auditors' appointment at every Annual General Meeting has been dispensed with.

The Auditors Report on the financial statement of the Company For the year ended 31 March 2023, is forming part of this Report.

Secretarial Auditor

Pursuant to the provisions of Section 204(1) of the Act and Regulation 24A of the Listing Regulations, the Company is required to annex with its Board's Report a secretarial audit report, given by a Company Secretary in Practice. N. D. Satish, Practising Company Secretary (having ICSI Membership No. F10003 and Certificate of Practice No. 12400) has been appointed as Secretarial Auditor of the Company for the financial year 2022-23. The Secretarial Audit Report is forming part of this Annual Report as '**Annexure D**'.

In accordance with Regulation 24A of Listing Regulations read with SEBI Circular No. CIR/CFD/CMD1/27/2019 dated

8 February 2019, the Company has obtained Secretarial Compliance Report for the financial year ended 31 March 2023 from the Secretarial Auditor of the Company and the same has been submitted to the stock exchange (BSE) on 29 May 2023.

Cost Auditor and Cost Records

In terms of Section 148(2) of the Act read with Rule 4 of the Companies (Cost Records and Audit) Rules, 2014, the Company is required to get its cost accounting records audited by a cost auditor. The Board had, at its 359th meeting held on 11 August 2022, appointed M/s. K. S. Kamalakara & Co. as Cost Auditors for the financial year 2022-23 and the same was ratified by the Members at the 68th Annual General Meeting of the Company.

The Board after considering the recommendations of the Audit Committee, reappointed M/s. K. S. Kamalakara & Co. as Cost Auditors for the financial year 2023-24. A resolution seeking approval of the Members for ratifying the remuneration payable to the Cost Auditors for financial year 2023-24 is provided in the Notice of the ensuing Annual General Meeting.

In accordance with Rule 6(5) of the Companies (Cost Records and Audit) Rules, 2014, the Cost Auditor is required to submit his report within 180 days from the date of closure of financial year and the Company is required to file the same with the Ministry of Corporate Affairs (MCA) within 30 days from the date of receipt of the cost audit report. The Cost Audit Report for the financial year 2021-22 was filed with the MCA on 26 August 2022.

The Cost accounts and records as required to be maintained under Section 148(1) of the Act are duly made and maintained by the Company.

Internal Auditor

The Company has appointed M/s. P. Chandrasekar LLP, Chartered Accountants as Internal Auditor of the Company as mandated under provisions of Section 138 of the Act to evaluate the internal controls and financial reporting.

Auditors Observation

There are no qualifications, reservations, adverse remarks or disclaimers made by the Statutory Auditor, Secretarial Auditor, Internal Auditor and Cost Auditor in their respective reports.

Secretarial Standards

Pursuant to the provisions of Section 118 of the Act, the Company has complied with the applicable provisions of the Secretarial Standards issued by the Institute of Company Secretaries of India and notified by Ministry of Corporate Affairs (MCA) except delay in circulation of agenda papers and draft minutes of Board/Committee meetings to Board of Directors or Committee members in few instances. However, all the members of the Board/Committees approved minutes of the meetings and the same were taken note of in the subsequent meeting.

Corporate Governance

Corporate Governance Report forms part of this Report. A Certificate on Corporate Governance Report as required under

Regulation 34(3) read with Schedule V of Listing Regulations, issued by M/s. Deloitte Haskins & Sells, Chartered Accountants, is annexed to this Report as **'Annexure E'**.

Management Discussion and Analysis Report

The Management Discussion and Analysis Report as required under clause (e) of Regulation 34(2) read with Schedule V of the Listing Regulations, forms part of this Report.

Business Responsibility & Sustainability Report

Business Responsibility & Sustainability Report as required under clause (f) of Regulation 34(2) of the Listing Regulations depicting initiatives taken by the Company from an environmental, social and governance aspect forms part of this Report.

Statement concerning Development and Implementation of Risk Management Policy of the Company

The Board has constituted Risk Management Committee to proactively identify, assess and mitigate risks in order to protect its business, improve Corporate Governance and enhance stakeholders' value. The Risk Management Committee lay down procedures for risk assessment and minimization. It shall serve as the 'eyes and ears' for the Company which would ensure that the Company is insulated from risks both at the macro and micro level. The Risk Management Committee periodically reviews the various risks associated with the Company's business, industry, operation and recommends steps to be taken to control, monitor and mitigate the risk.

The Company has in place a Risk Management Policy to identify and evaluate various business risks and opportunities. The Risk Management Policy is available on website of the Company at <https://www.sandurgroup.com/policies>.

In terms of Regulation 21 of the Listing Regulations, Uttam Kumar Bhageria is the Chief Risk Officer of the Company.

The Company believes that periodic review of various risks which has a bearing on the business and operations of the Company is vital to proactively manage uncertainty and changes in the internal and external environment so that it can limit the adverse impact and capitalize on opportunities.

The Company's risk management is embedded in the business processes as a part of review of business and operations. The Board with the support of the management periodically assess various risks associated with the business and operations of the Company and considers appropriate risk mitigation processes. However, there are certain risks which cannot be avoided but the impact can only be minimized.

The Management Discussion and Analysis Report forming part of this Report also contains information on risk and concerns relating to industry. The Company has well defined roles and responsibilities of Board of Directors, Audit Committee, Risk Management Committee, Chief Risk Officer to have a seamless process in place regarding risk identification, assessment, mitigation and monitoring.

STATUTORY REPORTS

Corporate Social Responsibility

Pursuant to the provisions of Section 135 of the Act read with rules made thereunder, the Corporate Social Responsibility Committee has been constituted by the Board for the purposes of recommending and monitoring the CSR initiatives of the Company. The details such as composition, terms of reference, meetings held etc., are mentioned in the Corporate Governance Report forming part of this Report.

Details of Policy Developed and Implemented by the Company on its Corporate Social Responsibility (CSR) Initiatives

The Company as a responsible corporate citizen has been, for close to seven decades, consciously contributing towards betterment of the local area and living standards of its people, and also protection and improvement of the environment. In accordance with Section 135 of the Act, the Company has undertaken CSR activities, projects and programs, excluding activities undertaken in pursuance of its normal course of business.

Reaching out to under privileged communities is a part of the Company's philosophy and culture. The Company shall continue to be mindful of its social and moral responsibilities towards consumers, employees, members, and the local community. The Company works primarily through Karnataka Seva Sangha (Implementing Agency) towards supporting projects in the areas of education, healthcare and sanitation, community development including protection of national heritage, restoration of historical sites, and promotion of art and culture, enhancing vocational skills; promoting healthcare including preventive healthcare, and rural development, environmental sustainability and ecological balance, promotion of traditional arts and handicrafts.

As against the approved budget of CSR contribution of ₹ 889.42 lakh for financial year 2022-23, ₹ 680.40 lakh was spent, and ₹ 209.02 lakh was transferred to unspent CSR account as per provision of Section 135 (6). ₹ 209.02 lakh will be spent during financial year 2023-24 for the Ongoing Project of construction of three Schools of Sandur Education Society. The Annual Report on Company's CSR activities of the

Credit Rating

During the year under review, there has been no change in the credit ratings of the Company. As on 31 March 2023, the Company had the following credit ratings:

Instrument Details	Amount (in ₹ lakh)	Rating upgraded	Name of credit rating agency
Long term rating	89,600	A (Stable)	ICRA
Short term rating		A1	
Long term rating	89,600	A (Stable)	CRISIL
Short term rating		A1	

Company undertaken during the year 2022-23 is furnished in 'Annexure F'.

The Company's Corporate Social Responsibility Policy can be accessed on Company's website at <https://www.sandurgroup.com/policies>. The Members may refer to the Annual Report on CSR for details regarding the policy. During the year under review, the Policy was reviewed and amended by the Corporate Social Responsibility Committee and the Board at its meeting held on 10 November 2022.

Conservation of Energy, Technology Absorption and Foreign Exchange Earnings and Outgo

Particulars relating to Conservation of Energy, Technology Absorption and Foreign Exchange Earnings and Outgo as prescribed in Section 134(3)(m) of the Act read with Rule 8(3) of the Companies (Accounts) Rules, 2014 are set out in 'Annexure G' to this Report.

Particulars of Employees

In terms of the first proviso to Section 136 of the Act, the Reports and Accounts are being sent to the Members excluding the information required under Rule 5(2) and (3) of the Companies (Appointment and Remuneration of Managerial Personnel) Rules, 2014, which is available for inspection by the Members at the Registered Office of the Company during business hours on working days of the Company. Any Member interested in obtaining the same may write to the Company Secretary of the Company.

The statement containing information as required under the provisions of Section 197(12) of the Act read with Rule 5(1) of the Companies (Appointment and Remuneration of Managerial Personnel) Rules, 2014 is given in 'Annexure H' and forms part of this Report.

Remuneration received by Managing Director/ Whole Time Director from Holding Company or Subsidiary Company

During the year under review, the Managing Director/Whole Time Director has not received any remuneration from holding company or subsidiary company.

Disclosure under the Sexual Harassment of Women at Workplace (Prevention, Prohibition and Redressal) Act, 2013

In compliance with the Sexual Harassment of Women at Workplace (Prevention, Prohibition and Redressal) Act, 2013 and the Sexual Harassment of Women at Workplace (Prevention, Prohibition and Redressal) Rules, 2013, the Company has constituted an Internal Complaints Committee (ICC) for the prevention and redressal of complaints related to sexual harassment at workplace. During the year under review, no complaints were received relating to sexual harassment.

Disclosure of Transactions of the Company with any person or entity belonging to the Promoter/ Promoter Group which holds 10% or more shareholding in the Company

The transactions with the person or entity belonging to the promoter/promoter group which hold (s) 10% or more shareholding in the Company have been disclosed in the accompanying financial statements.

General Disclosures

No disclosure or reporting is required in respect of the following items as there were no transactions on these items during the year under review:

- a) the details of application made or any proceeding pending under the Insolvency and Bankruptcy Code, 2016 (31 of 2016) during the year along with their status as at the end of the financial year.
- b) the details of difference between amount of the valuation done at the time of one-time settlement and the valuation done while taking loan from the Banks or Financial Institutions along with the reasons thereof.

Acknowledgement

The Directors wish to thank members of judiciary, its associates and legal fraternity for their strong commitment to justice, fairness and equity. The Directors also extend their gratitude to the Union and the State Governments for their support as well as confidence and recognitions bestowed on the Company.

The Directors wish to place on record their appreciation of all its employees for their commendable teamwork, professionalism and dedication. And ultimately, the Directors wish to thank all the government agencies, promoters, business associates, banks and investors for their continued support and trust.

For and on behalf of the Board of Directors

Place: Bengaluru
Date: 3 August 2023

T. R. Raghunandan
Chairman
DIN: 03637265

Annexure A

Dividend Distribution Policy

1. Objective

At SMIORE, shareholders are considered as one of the key stakeholders and enhancing the shareholders' value is one of the prime objectives of the Company. The policy, in the interest of providing clarity and transparency to the shareholders, sets out the circumstances and different factors for consideration by the Board at the time of deciding on distribution or retention of profits.

The policy reflects the intent of the Company to reward its shareholders by distributing a portion of its profits after retaining sufficient funds for the business needs and growth of the Company.

The Company would ensure to strike the right balance between the quantum of the dividend paid and amount of profits retained in the business for various purposes. Through this policy, the Company would strive to maintain a consistent approach in dividend pay-out plans.

The purpose of this policy is to facilitate the process of dividend recommendation or declaration and its pay-out by the Company which would ensure a regular dividend income for the shareholders and long-term capital appreciation for all stakeholders of the Company.

2. Effective Date

The policy shall become effective from the date of its adoption by the Board i.e., 28 June 2021.

3. Regulatory Framework

Regulation 43A of the SEBI (Listing Obligations and Disclosure Requirements) (SEBI LODR) Regulations, 2015 read with SEBI (LODR) (Second Amendment) Regulations, 2021 mandated framing of Dividend Distribution Policy by top 1000 listed companies, based on the market capitalization.

The Company while declaring and paying dividend shall adhere to all applicable provisions of the Companies Act, 2013 (the Act) and rules made there under as amended from time to time and to the extent applicable other applicable Acts, rules, regulations, guidelines relating to dividend distributions.

In view of the said requirement, the Board of Directors of the Company recognizes the need to lay down a broad framework with regard to the distribution of dividend to its shareholders and utilization of the retained earnings.

4. Forms of Dividend

Interim Dividend

The Board of Directors of the Company may declare interim dividend during any financial year or at any time during the period from closure of financial year till holding of the annual general meeting out of the surplus in the profit and loss account or out of profits of the financial year. The interim dividend may be declared and paid by the Board one or more times in the

financial year as it may deem fit fulfilling the requirements of the statutory provisions.

Final Dividend

The final dividend is paid for the financial year after the finalisation of annual accounts. The Board of Directors of the Company has the power to recommend the payment of final dividend to the shareholders for their approval at the Annual General Meeting of the Company based on which the final dividend shall be paid to the shareholders.

Unit of dividend declaration

The dividend shall be declared on per share basis only.

The Interim Dividend and Final Dividend shall be declared complying with the applicable provisions of the Act, SEBI LODR regulations and the criteria set in this policy.

5. Parameters for Declaration of Dividend

Besides regulatory requirements and objectives set for dividend declarations in this policy, the Board shall consider six broad parameters for fund requirements before determining the dividend pay-out which has been categorised hereinunder:

- A) Assumption of external and internal risks affecting the business;
- B) Business plan for future;
- C) Contingency and exigency plan;
- D) Diversification plans to new market and product;
- E) External Economic conditions;
- F) Future growth strategy.

SMIORE shall also consider following parameters as set under the SEBI LODR regulations before declaration of dividend to the members.

- a) Circumstances under which the shareholders may or may not expect dividend:

The shareholders of the Company may not expect dividend under the following circumstances:

- Proposed expansion plans requiring higher capital allocation;
- Significantly higher working capital requirements adversely impacting liquidity;
- Decision to undertake any diversification, acquisitions, amalgamation, merger, joint ventures, product diversification etc., requiring significant capital outflow;
- Proposal to utilize surplus cash for buy-back of securities;
- In the event of inadequacy of profits or whenever the Company has incurred losses;

- Due to operation of any other law in force;
- The availability of opportunities for reinvestments of surplus funds;
- Any other corporate action resulting in cash outflow.

b) The financial parameters that shall be considered while declaring Dividend:

The financial parameters that may be considered before declaring dividend are:

- Consolidated net operating profit after tax;
- Working capital requirements;
- Capital expenditure requirements;
- Resources required to fund acquisitions and/or new businesses;
- Cash flow required to meet contingencies;
- Outstanding borrowings;
- Past dividend trends.

c) Internal and External factors that shall be considered for declaration of dividend:

i. External Factors:

Prevailing economic and monetary conditions including credit availability, both domestic and international.

ii. Internal Factors:

The Board of Directors of the Company would consider the following financial parameters before recommending dividend to shareholders:

- Operating cash flow of the Company;
- Profit earned during the year;
- Profit available for distribution;
- Working capital requirements;
- Capital expenditure requirement;
- Business expansion and growth;
- Up gradation of technology and physical infrastructure;
- Cost of borrowing;
- Past dividend payout ratio/trends.

d) Utilization of retained earnings:

The Board may retain its earnings in order to make better use of the available funds and increase the value of the stakeholders in the long run. The decision of utilization of the retained earnings of the Company shall be based on the following factors:

- Market diversification plan;
- Product diversification plan;
- Increase in production capacity;
- Replacement of capital assets;
- Future dividend payment;
- Issue of bonus shares;
- Such other criteria as the Board may deem fit from time to time.

e) Parameters that shall be adopted with regard to various classes of shares:

- At present, the issued, subscribed and paid up share capital comprises only one class of equity shares.
- The payment of dividend shall be based on the respective rights attached to each class of shares as per their terms of issue.
- The dividends shall be paid out of the Company's distributable profits and/or general reserves and from such other reserves as may be statutorily permissible, and shall be allocated among shareholders on a pro-rata basis according to the number of each type and class of shares held.

6. Provisions in relation to Dividend Distribution:

The Company has to follow the provisions of the Act, SEBI LODR regulations, the Income Tax Act, 1961 and other statutory provisions applicable for declaration, disbursement and other events related to dividend payment. The major provisions of dividend distribution for considerations are as under:

• Declaration of Dividend

The Board of Directors shall recommend dividend to the shareholders. Pursuant to the provisions of applicable laws and this Policy, interim dividend can be approved by the Board of Directors and final Dividend, if any, recommended by the Board of Directors, will be subject to shareholders approval, at the ensuing Annual General Meeting of the Company.

• Time limit for deposit of dividend

The amount of the dividend, including interim dividend, must be deposited in a scheduled bank in a separate account within five (5) days from the date of declaration of such dividend or such number of days as may be prescribed by law.

• Time limit for payment of dividend

The dividend has to be paid within 30 days from the date of declaration or such other period as is applicable by law.

• Dividend to be paid to Registered Shareholders

No dividend shall be paid by a Company in respect of any share therein except to the registered shareholder of such share or to his order or to his banker and shall not be payable except in cash.

STATUTORY REPORTS

Any dividend payable in cash may be paid by cheque or warrant through post directed to the registered address of the shareholder who is entitled to the payment of the dividend or to his order or in any electronic mode sent to his banker in terms of Section 123(5) of the Act as amended from time to time.

- **Determine record date/book closure**

The Company shall determine the date of closure of the register of members and the share transfer register of the Company as per requirements of Section 91 of the Act and SEBI (Listing Obligations and Disclosure Requirements) Regulations, 2015.

- **Transfer of unpaid dividend to Special Account**

If dividend could not be paid or has not been claimed within the 30 days from the date of its declaration, the Company shall transfer the total amount of dividend which remains unpaid or unclaimed, to a special account in a scheduled bank to be called "Unpaid Dividend Account". Such transfer shall be made within 7 days from the date of expiry of the said period of 30 days.

Any person who claims a right on unpaid/unclaimed dividend may apply for payment in terms of Section 124(4) of the Act to the Company or has to write to Registrar and Share Transfer Agent at the following address for claiming the amount:

Venture Capital and Investments Private Limited
"AURUM", 4th & 5th Floors, Plot No.57,
Jayabheri Enclave Phase - II, Gachibowli,
Hyderabad - 500032.
Phone: 040-23818475/35164940
Fax. No.: +91 040 23868024
Email: investor.relations@vccipl.com

- **Transfer to IEPF after 7 years**

Any money transferred to the unpaid dividend account of the Company in pursuance of Section 124 of the Act which remains unpaid or unclaimed for a period of seven years from the date of such transfer shall be transferred by the Company to the Investor Education and Protection Fund established (IEPF) under Section 125(1) of the Act.

- **No claims shall lie against Company**

After the expiry of the period of seven years from the date from which unclaimed and unpaid dividends were transferred to the Unpaid Dividend Account, no claims shall lie against the Fund or the Company in respect of any such amounts.

In this case shareholders can claim the dividend after following the procedure of filing Form IEPF-5 with Investor Education and Protection Fund Authority.

7. Disclosure:

The Dividend Distribution Policy shall be disclosed in the Annual Report and on the website of the Company i.e., at www.sandurgroup.com.

8. Review/Amendment of the Policy:

The Board will review this Policy on a periodic basis as per the requirement. This policy, including definition and other provisions of the policy shall stand automatically amended because of any regulatory amendments, clarifications etc. in the applicable laws, rules and regulations.

In case of any amendment(s), clarification(s), circular(s), notification(s), etc., issued by the relevant authorities, not being consistent with the provisions of this policy, such amendment(s), clarification(s), circular(s), etc. shall prevail upon the provisions of this policy.

Annexure B

FORM AOC-1

(Pursuant to first proviso to sub-Section (3) of Section 129 of the Act read with rule 5 of Companies (Accounts) Rules, 2014)

Statement containing Salient Features of the Financial Statement of Subsidiaries or Associate Companies or Joint Ventures

Part “A”: Subsidiaries

1. Name of the subsidiary	Sandur Pellets Private Limited
2. Date since when subsidiary was acquired/DOI	7 May 2022
3. Reporting period for the subsidiary concerned, if different from the holding Company's reporting period	NA
4. Reporting currency and exchange rate as on the last date of the relevant financial year in the case of foreign subsidiaries.	NA
5. Share capital	₹ 2,000.00 lakh
6. Reserves & surplus	₹ 15.32 lakh
7. Total assets	₹ 2,015.47 lakh
8. Total liabilities (excluding reserves & surplus)	₹ 2,000.15 lakh
9. Investments	₹ 0.05 lakh
10. Turnover	Nil
11. Profit before taxation	₹ 15.32 lakh
12. Provision for taxation	Nil
13. Profit after taxation	₹ 15.32 lakh
14. Proposed dividend	Nil
15. Percentage of shareholding	100%

Additional Information:

1. Names of the subsidiaries which are yet to commence operations	Sandur Pellets Private Limited
2. Names of the subsidiaries which have been liquidated or sold during the year	Nil

Part “B”: Associate companies and Joint Ventures

Statement pursuant to Section 129 (3) of the Companies Act, 2013 related to Associate Companies and Joint Ventures:

Name of Associate companies/Joint Ventures	Renew Sandur Green Energy Private Limited
1. Latest audited Balance Sheet Date	31 March 2023
2. Date on which the associate or joint venture was associated or acquired	15 July 2022
3. Shares of associate/joint ventures held by the Company on the year end	
i) Number	2,81,04,000
ii) Amount of Investment in associates/joint venture	₹ 3,091.44 lakh
iii) Extent of holding (Percentage)	49%
4. Description of how there is significant influence	Shareholding
5. Reason why the associate/joint venture is not consolidated	NA
6. Net worth attributable to shareholding as per latest audited Balance Sheet	₹ 3,064.18
7. Profit/(Loss) for the year	
i) Considered in Consolidation	₹ (27.26) lakh
ii) Not considered in Consolidation	Nil

STATUTORY REPORTS

Additional Information:

1.	Names of the associates or joint ventures which are yet to commence operations	Renew Sandur Green Energy Private Limited
2.	Names of the associates or joint ventures which have been liquidated or sold during the year	Nil

For and on behalf of the Board of Directors

T.R. Raghunandan
Chairman
DIN: 03637265

Bahirji Ajai Ghorpade
Managing Director
DIN: 08452844

Bijan Kumar Dash
Company Secretary &
Chief Compliance Officer

Uttam Kumar Bhageria
Chief Financial Officer &
Chief Risk Officer

Place: Bengaluru
Date: 3 August 2023

Annexure C

FORM AOC-2

[Pursuant to clause (h) of sub-Section (3) of Section 134 of the Act and Rule 8(2) of the Companies (Accounts) Rules, 2014]

Form for disclosure of particulars of contracts/arrangements entered into by the Company with related parties referred to in sub-Section (1) of Section 188 of the companies act, 2013 including certain arms length transactions under third proviso thereto

1. Details of contracts or arrangements or transactions not at arm's length basis

Name(s) of the related party and nature of relationship	Nature of contracts/ arrangements/ transactions	Duration of the contracts/ arrangements/ transactions	Salient terms of the contracts or arrangements or transactions including the value, if any	Justification for entering into such contracts or arrangements or transactions	Date(s) of approval by the Board	Amount paid as advances, if any	Date on which the special resolution was passed in general meeting as required under first proviso to Section 188
Nil							

2. Details of material contracts or arrangement or transactions at arm's length basis

Name(s) of the related party and nature of relationship	Nature of contracts/ arrangements/ transactions	Duration of the contracts/ arrangements/ transactions	Salient terms of the contracts or arrangements or transactions including the value, if any	Date(s) of approval by the Board, if any	Amount paid as advances, if any
Nil					

Note: All the contracts or arrangements with related parties are in the ordinary course of business and at arm's length basis. All related party transactions are approved by the Audit Committee and reviewed by Statutory Auditors.

For and on behalf of the Board of Directors

Place: Bengaluru
Date: 3 August 2023

T. R. Raghunandan
Chairman
DIN: 03637265

Annexure D

Form No. MR-3

Secretarial Audit Report for the Financial year ended 31 March 2023

[Pursuant to Section 204(1) of the Companies Act, 2013 and Rule No.9 of the Companies (Appointment and Remuneration of Managerial Personnel) Rules, 2014]

To,
The Members

THE SANDUR MANGANESE & IRON ORES LIMITED

'SATYALAYA' Door No.266 (Old No.80)
Ward No. 1, Behind Taluk Office
Sandur - 583 119, Ballari District, Karnataka.

I have conducted the Secretarial Audit of compliance with specific applicable statutory provisions and the adherence to good corporate practices by **The Sandur Manganese & Iron Ores Limited** (hereinafter called 'the Company') bearing CIN: L85110KA1954PLC000759. Secretarial Audit was conducted in a manner that provided me a reasonable basis for evaluating the corporate conducts/statutory compliances and expressing my opinion thereon.

Based on my verification of the Company's books, papers, minute books, forms and returns filed and other records maintained by the Company and also the information provided by the Company, its officers, agents and authorized representatives during the conduct of Secretarial Audit, I hereby report that in my opinion, the Company has, during the audit period covering the financial year ended on **31 March 2023**, complied with the statutory provisions listed hereunder and also that the Company has proper Board-processes and compliance-mechanism in place to the extent, in the manner and subject to the reporting made hereinafter.

I have examined the books, papers, minute books, forms and returns filed and other records maintained by the Company for the financial year ended on **31 March 2023** and made available to me, according to the provisions of:

- (i) The Companies Act, 2013 (the Act) and the Rules made thereunder;
- (ii) The Securities Contracts (Regulation) Act, 1956 (SCRA) and the rules made thereunder;
- (iii) The Depositories Act, 1996 and the Regulations and Bye-laws framed thereunder;
- (iv) Foreign Exchange Management Act, 1999 and the Rules and Regulations made thereunder to the extent of Foreign Direct Investment, Overseas Direct Investment and External Commercial Borrowings;
- (v) The following Regulations and Guidelines prescribed under the Securities and Exchange Board of India Act, 1992 (SEBI Act):
 - a) The Securities and Exchange Board of India (Substantial Acquisition of Shares and Takeovers) Regulations, 2011;

- b) The Securities and Exchange Board of India (Prohibition of Insider Trading) Regulations, 2015;
- c) The Securities and Exchange Board of India (Issue of Capital and Disclosure Requirements) Regulations, 2018;
- d) The Securities and Exchange Board of India (Employee Stock Option Scheme and Employee Stock Purchase Scheme) Guidelines, 1999 (**Not Applicable during the audit period**);
- e) The Securities and Exchange Board of India (Issue and Listing of Debt Securities) Regulations, 2008 (**Not Applicable during the audit period**);
- f) The Securities and Exchange Board of India (Registrars to an Issue and Share Transfer Agents) Regulations, 1993;
- g) The Securities and Exchange Board of India (Delisting of Equity Shares) Regulations, 2009 (**Not Applicable during the audit period**);
- h) The Securities and Exchange Board of India (Buy-back of Securities) Regulations, 2018 (**Not Applicable during the audit period**); and
- i) The Securities and Exchange Board of India (Listing Obligations and Disclosure Requirements) Regulations, 2015 (hereinafter referred as 'SEBI (LODR) Regulations, 2015').

I have also examined compliance with the applicable clauses of the following:

- (i) Secretarial Standards issued by The Institute of Company Secretaries of India.
- (ii) The Listing Agreement entered into by the Company with BSE Limited.

During the period under review, based on the explanations and representations made by the Management, the Company has complied with the provisions of the Act, Rules, Regulations, Guidelines, Secretarial Standards etc.

During the period under review, based on the explanations and representations made by the Management, the Company has complied with the provisions of the Foreign Exchange

Management Act, 1999 and the rules and regulations made thereunder to the extent of Foreign Direct Investment.

During the period under review, based on the explanations and representations made by the Management, it is observed that the Company had complied with the provisions of the SEBI Regulations.

With regard to the compliance of the Secretarial Standards on Meetings of the Board of Directors, it is observed that there were no other deviations except delay in circulation of Agenda papers and draft Minutes of Board/Committees to Board of Directors/Committee Members in few instances. However, it was noted that all the members of the Board/Committees approved Minutes of the Meetings and the same were taken note of in the subsequent meeting.

I further report that, having regard to the compliance system prevailing in the Company and on examination of the relevant documents and records in pursuance thereof, on test-check basis, the Company has complied with the following Laws and the Rules thereunder applicable specifically to the Company:

- (i) Mines and Minerals (Development and Regulation) Act, 1957;
- (ii) Mines Act, 1952;
- (iii) The Environment (Protection) Act, 1986;
- (iv) Air (Prevention and Control of Pollution) Act, 1981;
- (v) Water (Prevention and Control of Pollution) Act, 1974;
- (vi) Karnataka Forest Act, 1963;
- (vii) Forest (Conservation Act), 1980;
- (viii) Karnataka Mineral Policy 2008;
- (ix) National Mineral Policy 2019;
- (x) Explosives Act, 1884.

During the period under review, based on the explanations and representations made by the Management, it is observed that the Company has duly complied with laws specifically applicable (provided herein above).

I further report that the Board of Directors of the Company is duly constituted with proper balance of Executive Directors, Non-Executive Directors and Independent Directors.

The Company has also a Woman Independent Director on the Board. The changes in the composition of the Board of

Directors that took place during the period under review were carried out in compliance of the provisions of the Act.

Adequate notice has been given to all the directors to schedule the Board Meetings, agenda and detailed notes on agenda were sent and a system exists for seeking and obtaining further information and clarifications on the agenda items before the meeting and for meaningful participation at the meeting.

Decisions at the Board Meeting, as represented by Management, were taken unanimously. I further report that there are adequate systems and processes in the Company commensurate with the size and operations of the Company to monitor and ensure compliance with applicable Laws, Rules, Regulations and Guidelines.

The following events/actions were having a major bearing on the Company's affairs in pursuance of the above referred laws, rules, regulations, guidelines etc., during the audit period:

A. Issue of Equity Shares under Rights Basis:

The Board of Directors of the Company in its 355th meeting held on 10 April 2022, approved issue of up to 1,80,03,882 equity shares of face value of ₹ 10/- ('Rights Equity Shares') each at a price of ₹ 10/- per equity share ('Issue Price') for an amount not exceeding ₹ 1,800.39 lakh on a Rights Basis to the eligible equity shareholders of the Company in the ratio of 2 Rights Equity Shares for every 1 fully paid-up equity shares held by the eligible equity shareholders as on the Record Date, that is on Wednesday, 27 July 2022 which got allotted on 9 September 2022.

B. Inter-corporate Investments:

During the period under review, the Company made the inter-corporate investments in the following manner:

- i. Incorporated Sandur Pellets Private Limited as a wholly owned subsidiary of the Company on 7 May 2022 by subscribing to equity share capital of ₹ 20 crore (2,00,00,000 equity shares of ₹ 10/- each).
- ii. Pursuant to Share Subscription and Share Holders Agreement executed by the Company, Renew Green Energy Solutions Private Limited and Renew Sandur Green Energy Private Limited on 15 July 2022, the Company had invested an aggregate amount of ₹ 30,91,44,000/- in Renew Sandur Green Energy Private Limited towards subscription of 2,81,04,000 equity shares of ₹ 10/- each at premium amount of ₹ 1/- per share.

Place: Bengaluru
Date: 17 May 2023

Name and Signature: N.D Satish
Designation: Practicing Company Secretary
FCS No. 10003; CP No. 12400

Note: This report is to be read with my letter of even date which is annexed as **Annexure A** and forms an integral part of this report.

STATUTORY REPORTS

Annexure - A to the Secretarial Audit Report

To
The Members
THE SANDUR MANGANESE & IRON ORES LIMITED,
SATYALAYA” Door No.266 (Old No.80),
Ward No. 1, Behind Taluk Office,
Sandur - 583 119, Ballari District, Karnataka.

My report of even date is to be read along with this letter.

- (1) Maintenance of secretarial records is the responsibility of the management of the Company. My responsibility is to express an opinion on these secretarial records based on my audit.
- (2) I have followed the audit practices and processes as were appropriate to obtain reasonable assurance about the correctness of the contents of the Secretarial records. The verification was done on test basis to ensure that true facts are reflected in secretarial records. I believe that the processes and practices I followed provide a reasonable basis to strengthen my opinion.
- (3) I have not verified the accuracy, correctness and appropriateness of financial records and books of accounts of the Company.
- (4) Wherever required, I have obtained the management representation about the compliance of laws, rules and regulations and happening of events etc.
- (5) The compliance of the provisions of Corporate and other applicable laws, rules, regulations, standards is the responsibility of Management. My examination was limited to the verification of procedures on test basis.
- (6) The Secretarial Audit report is neither an assurance as to the future viability of the Company nor of the efficacy or effectiveness with which the Management has conducted the affairs of the Company.

Place: Bengaluru
Date: 17 May 2023

Name and Signature: N.D Satish
Designation: Practicing Company Secretary
FCS No. 10003; CP No. 12400

Annexure E

Independent Auditor's Certificate on Corporate Governance

To

The Members of

The Sandur Manganese & Iron Ores Limited

1. This certificate is issued in accordance with the terms of our engagement letter reference dated October 7, 2022.
2. We, Deloitte Haskins & Sells, Chartered Accountants, the Statutory Auditors of **The Sandur Manganese & Iron Ores Limited** ("the Company"), have examined the compliance of conditions of Corporate Governance by the Company, for the year ended on 31 March 2023, as stipulated in regulations 17 to 27 and clauses (b) to (i) of regulation 46(2) and para C and D of Schedule V of the SEBI (Listing Obligations and Disclosure Requirements) Regulations, 2015 (the "Listing Regulations").

Managements' Responsibility

3. The compliance of conditions of Corporate Governance is the responsibility of the Management. This responsibility includes the design, implementation, and maintenance of internal control and procedures to ensure the compliance with the conditions of the Corporate Governance stipulated in Listing Regulations.

Auditor's Responsibility

4. Our responsibility is limited to examining the procedures and implementation thereof, adopted by the Company for ensuring compliance with the conditions of the Corporate Governance. It is neither an audit nor an expression of opinion on the financial statements of the Company.
5. We have examined the books of account and other relevant records and documents maintained by the Company for the purposes of providing reasonable

assurance on the compliance with Corporate Governance requirements by the Company.

6. We have carried out an examination of the relevant records of the Company in accordance with the Guidance Note on Certification of Corporate Governance issued by the Institute of the Chartered Accountants of India (the ICAI), the Standards on Auditing specified under Section 143(10) of the Companies Act, 2013, in so far as applicable for the purpose of this certificate and as per the Guidance Note on Reports or Certificates for Special Purposes issued by the ICAI which requires that we comply with the ethical requirements of the Code of Ethics issued by the ICAI.
7. We have complied with the relevant applicable requirements of the Standard on Quality Control (SQC) 1, Quality Control for Firms that Perform Audits and Reviews of Historical Financial Information, and Other Assurance and Related Services Engagements.

Opinion

8. Based on our examination of the relevant records and according to the information and explanations provided to us, and the representations provided by the Management, we certify that the Company has complied with the conditions of Corporate Governance as stipulated in regulations 17 to 27 and clauses (b) to (i) of regulation 46(2) and para C and D of Schedule V of the Listing Regulations during the year ended 31 March 2023.
9. We state that such compliance is neither an assurance as to the future viability of the Company nor the efficiency or effectiveness with which the Management has conducted the affairs of the Company.

For **Deloitte Haskins & Sells**
Chartered Accountants
(Firm's Registration No. 008072S)

Monisha Parikh
Partner
(Membership No.: 047840)

Place: Bengaluru

Date: 3 August 2023

Annexure F

Annual Report on Corporate Social Responsibility (CSR) Activities for the financial year 2022-23

1. Brief outline on CSR Policy of the Company:

CSR entails transcending business interests and grappling with the “quality of life” challenges that underserved communities face and working towards making a meaningful difference to them.

For us at The Sandur Manganese & Iron Ores Limited (SMIORE), reaching out to under privileged communities is part of our Philosophy and Culture.

SMIORE, for close to seven decades, has been consciously contributing towards Social and Environmental improvement and shall continue to have among its objectives the promotion and growth of the society. The Company shall continue to be mindful of its Social and Moral responsibilities towards Consumers, Employees, Shareholders, and the local Community.

Vision

To be a corporate with its strategies, policies and actions aligned with wider social concerns, through

initiatives in education, health, environment and socially relevant matters.

Mission

Take proactive measures as a responsible Corporate Citizen for the well-being of society, as per its needs.

The CSR policy covers following aspects:

- a) Scope of CSR activities;
- b) Composition of CSR Committee;
- c) Principle of selecting projects;
- d) Manner in which the CSR programmes will be implemented;
- e) Formulation of annual action plan;
- f) CSR expenditure and its treatment;
- g) Impact assessment study;
- h) Governance and monitoring of CSR activities;
- i) Reporting, disclosure and review.

2. Composition of CSR Committee:

Sl. No.	Name of Director	Designation/Nature of Directorship	Number of meetings of CSR Committee held during the year	Number of meetings of CSR Committee attended during the year
1.	H. L. Shah	Chairman Independent Director	3	3
2.	T. R. Raghunandan	Member Non-Executive Director	3	3
3.	Bahirji Ajai Ghorpade	Member Managing Director	3	3
4.	S. S. Rao*	Member Independent Director	3	2
5.	Jagadish Rao Kote	Member Independent Director	3	3

* S. S. Rao ceased to be the member of Corporate Social Responsibility Committee w.e.f., closure of business hours on 10 November 2022.

3. Web-link where composition of CSR Committee, CSR Policy and CSR Projects approved by the Board are disclosed on the website of the Company:

- The composition of the CSR committee is available on the Company’s website, at <https://www.sandurgroup.com/board-of-directors-committees>.
- The Committee, with the approval of the Board, has adopted the CSR Policy as required under Section 135 of the Companies Act, 2013. The CSR Policy of the Company is available on the Company’s website, at <https://www.sandurgroup.com/policy>.
- The Board, based on the recommendation of the CSR committee has approved the annual action plan/projects for the financial year, the details of which are available on the Company’s website, at <https://www.sandurgroup.com/annual-action-plans>.

4. Executive summary along with web-link(s) of Impact Assessment of CSR Projects carried out in pursuance of sub-rule (3) of rule 8, if applicable: Not Applicable

5. (a) Average net profit of the Company as per sub-Section (5) of Section 135:	₹ 44,470.70 lakh
(b) Two percent of average net profit of the Company as per sub-Section (5) of Section 135:	₹ 889.42 lakh
(c) Surplus arising out of the CSR Projects or programmes or activities of the previous financial years:	Nil
(d) Amount required to be set-off for the financial year, if any:	Nil
(e) Total CSR obligation for the financial year [(b)+(c)-(d)]:	₹ 889.42 lakh
6. (a) Amount spent on CSR Projects (both Ongoing Project and other than Ongoing Project):	₹ 680.40 lakh
(b) Amount spent in Administrative Overheads:	Nil
(c) Amount spent on Impact Assessment, if applicable:	Nil
(d) Total amount spent for the Financial Year [(a)+(b)+(c)]:	₹ 680.40 lakh
(e) CSR amount spent or unspent for the Financial Year:	

Total Amount Spent for the Financial Year (in ₹ lakh)	Amount Unspent (in ₹ lakh)				
	Total Amount transferred to Unspent CSR Account as per sub-Section (6) of Section 135		Amount transferred to any fund specified under Schedule VII as per second proviso to sub-Section (5) of Section 135		
	Amount	Date of transfer	Name of the Fund	Amount	Date of transfer
680.40	209.02	28 April 2023		Nil	

f) Excess amount for set-off, if any:

Sl. No.	Particular	Amount (in ₹ lakh)
(i)	Two percent of average net profit of the Company as per sub-Section (5) of Section 135	889.42
(ii)	Total amount spent for the Financial Year	680.40
(iii)	Excess amount spent for the Financial Year [(ii)-(i)]	Nil
(iv)	Surplus arising out of the CSR projects or programmes or activities of the previous Financial Years, if any	Nil
(v)	Amount available for set off in succeeding Financial Years [(iii)-(iv)]	Nil

7. Details of Unspent Corporate Social Responsibility Amount for the preceding three Financial Years:

Sl. No.	Preceding Financial Year(s)	Amount transferred to Unspent CSR Account under subsection (6) of Section 135 (in ₹)	Balance Amount in Unspent CSR Account under subsection (6) of Section 135 (in ₹)	Amount Spent in the Financial Year (in ₹)	Amount transferred to a Fund as specified under Schedule VII as per second proviso to subsection (5) of Section 135, if any		Amount remaining to be spent in succeeding Financial Years (in ₹)	Deficiency, if any
					Amount (in ₹)	Date of Transfer		
1	2019-20							
2	2020-21							Nil
3	2021-22							

8. Whether any capital assets have been created or acquired through Corporate Social Responsibility amount spent in the Financial Year: No

If yes, enter the number of Capital assets created/acquired: Not Applicable

STATUTORY REPORTS

Furnish the details relating to such asset(s) so created or acquired through Corporate Social Responsibility amount spent in the Financial Year:

Sl. No.	Short particulars of the property or asset(s) [including complete address and location of the property]	Pincode of the property or asset(s)	Date of creation	Amount of CSR amount spent	Details of entity/Authority/beneficiary of the registered owner		
					CSR Registration Number	Name	Registered Address

Nil

9. Specify the reason(s), if the Company has failed to spend two percent of the average net profit as per sub-Section (5) of Section 135: Not Applicable

Place: Bengaluru
Date: 3 August 2023

Bahirji Ajai Ghorpade
Managing Director
DIN: 08452844

H. L. Shah
Chairman of CSR Committee
DIN: 00996888

Annexure G

Conservation of Energy, Technology Absorption, Foreign Exchange Earnings and Outgo

Information pursuant to Section 134(3)(m) of the Companies Act, 2013, read with Rule 8 of Companies (Accounts) Rules, 2014

A. Conservation of Energy:

(i) Steps taken or impact on conservation of energy.	<p>The Company has undertaken various solar installations on both on-grid and off-grid system. SV and MV lamps street lights have been replaced with LED street lights and LED solar street lights. Flat Plate Collector (FPC) solar water heating system has been used at different locations at mines and ferroalloys plant.</p> <p>Following energy conservation measures have been taken at Ferroalloys and coke oven plant at Vyasankere, Hosapete:</p> <ol style="list-style-type: none"> 1) Installation of VVFD drives for HT Motors. 2) Reduction in specific power consumptions per tonne of SiMn production. 3) Reduction in auxiliary power consumption of power plants. 4) Reduction in fresh water usage by recycling the cooling tower blowdown water for coke quenching and slag granulation. 5) Fixing of steam traps in steam line to avoid wastage of steam and condensation. 6) Fixing of transparent sheets in the factory buildings and raw material towers to avoid electrical illumination during day time.
(ii) Steps taken by the Company for utilization of alternate sources of energy.	<p>The Company has installed solar street lights, home lighting systems, solar pumps, off-grid and on-grid roof top solar plants at various locations at the registered office, mines, and the plant. The Company has also installed solar heating system instead of electrical heating system at different locations. The Company has proposed Evacuated Tube Collector with heat pump system for the newly constructed residential quarters for employees.</p> <p>33 MW Solar Power Plant and 9.9 MW Wind Turbine Generators has been successfully commissioned for the Company's captive consumption at Ferroalloys plant in association with Renew Green Energy Solutions Private Limited.</p>
(iii) Capital Investment on energy Conservation Equipment	Not Applicable

B. Technology Absorption:

(i) Efforts made in technology absorption	<ol style="list-style-type: none"> 1) Installation and commissioning of Coke Oven Plant. 2) Installation and commissioning of Waste Heat Recovery Boilers. 3) Upgradation & refurbishment of Ferroalloys Plant.
(ii) Benefits derived as a result of the above efforts, e.g., product improvement, cost reduction, product development, import substitution, etc.	<ol style="list-style-type: none"> 1) Addition of metallurgical Coke in Company's product Line. 2) Reduction in specific power consumption on Ferroalloy production. 3) Complete elimination of thermal coal usage in Power Generation there by reducing green gas emissions. 4) Cost reduction due to installation of solar plants.

STATUTORY REPORTS

(iii) In case of imported technology (imported during the last 3 years reckoned from the beginning of the financial year), following information may be furnished:	Not Applicable
(a) Details of technology imported	
(b) Year of import	
(c) Whether the technology been fully absorbed	
(d) If not fully absorbed, areas where absorption has not taken place, and the reasons therefore	

(iv) Expenditure incurred on Research and Development.	Not Applicable
--	----------------

C. Foreign Exchange Earnings And Outgo:

(i) Foreign Exchange Earnings	Not Applicable
(ii) Foreign Exchange Outgo	₹ 1,18,834.83 lakh

For and on behalf of the Board of Directors

Place: Bengaluru
Date: 3 August 2023

T. R. Raghunandan
Chairman
DIN: 03637265

Annexure H

Particulars of Employees

(Pursuant to provisions of Section 197(12) of the Act read with Rule 5(1) of the Companies (Appointment and Remuneration of Managerial Personnel) Rules, 2014)

1. The ratio of the remuneration of each Director to the median remuneration of the employees of the Company for the financial year 2022-23:

Name of the Director	Ratio
Bahirji Ajai Ghorpade	73.18
Mohammed Abdul Saleem	30.29

2. The percentage increase in remuneration of each Director, Chief Financial Officer, Chief Executive Officer, Company Secretary or Manager, if any, in the financial year:

Particulars	% Increase
Bahirji Ajai Ghorpade	86.90
Mohammed Abdul Saleem	31.86
Uttam Kumar Bhageria, Chief Financial Officer*	
Bijan Kumar Dash, Company Secretary	12.64

*The % change in remuneration is not comparable as the said personnel held the position for a part of the previous year.

3. The percentage increase in the median remuneration of employees in the financial year:

Particulars	% Increase
Median remuneration of employees	10.96

4. Number of permanent employees on the rolls of Company as on 31 March 2023: 2,294

5. Average percentile increase, already made in the salaries of employees' other than the managerial personnel in the last financial year and its comparison with the percentile increase in the managerial remuneration and justification thereof and point out if there are any exceptional circumstances for increase in the managerial remuneration:

- Average percentile increase, already made in the salaries of employees other than managerial remuneration: 10.96 %
- Percentile increase in the managerial remuneration: 62.81 %

6. Affirmation that the remuneration is as per the remuneration policy of the Company: Yes

For and on behalf of the Board of Directors

Place: Bengaluru
Date: 3 August 2023

T. R. Raghunandan
Chairman
DIN: 03637265

Corporate Governance Report

Company's Philosophy on Code of Governance

The Corporate Governance practices of The Sandur Manganese & Iron Ores Limited (SMIORE / the Company) are built on the moral values of ethics, transparency, accountability, independence, fairness, integrity and social obligations. The Company believes in continuous improvement of its Corporate Governance practices so as to bring a sense of belongingness and confidence in the Company's affairs among its stakeholders. The Company further believes that Corporate Governance is about maximising its stakeholders value legally, ethically and sustainably.

SIX PILLARS OF THE COMPANY'S CODE OF CONDUCT



**Straight
forwardness**



Morality



Integrity



Obligation



**Responsi
bility**



Equality

The six pillars of the Company's Code of Conduct are six core values imbibed in the organization's culture, building a strong foundation on which the organization stands. Each letter of SMIORE signifies one pillar correlating to a core value, conveying a healthy relationship with the Company's belief system of GATE (Governance, Accountability, Transparency and Equality).

The Company strongly believes that having a robust governance structure is the stepping stone for every milestone ahead. The Company further believes that Corporate Governance is not only a principle that the organization follows but it's a way of life that is embedded in its behaviour and culture. The robust system of Corporate Governance practices of the Company reflects the value system encompassing its ethos, culture, principles, policies, openness and relationship with internal and external stakeholders. Towards this, the Company has adopted various codes and policies so as to conduct the affairs of the Company in a fair and transparent manner.

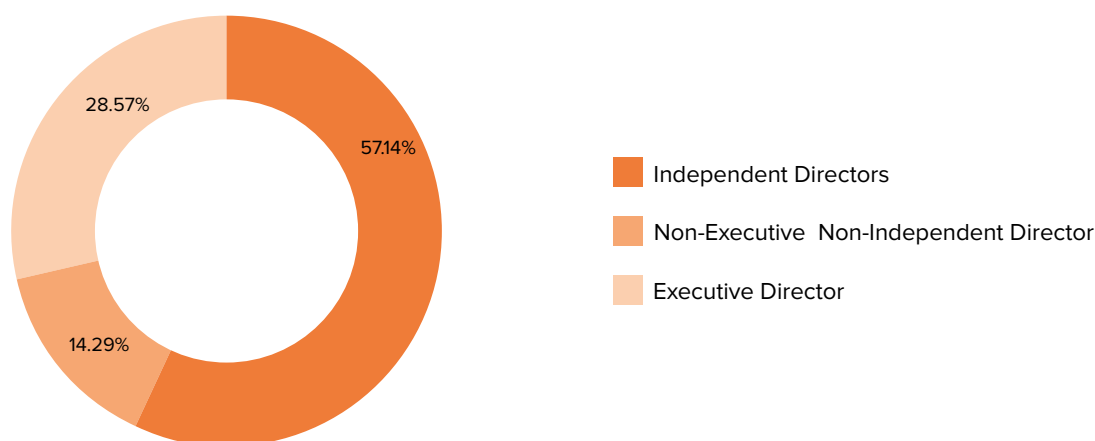
The Report on Corporate Governance is pursuant to Regulation 34(3) read with Schedule V of SEBI (Listing Obligations and Disclosure Requirements) Regulations, 2015 (Listing Regulations). The Company has complied with the applicable requirements of the Listing Regulations and amendments thereto.

Board of Directors

The Board of Directors act as a governing body for the Company's operations so as to protect the rights of all the stakeholders of the Company. The Company recognizes and embraces the importance of a diverse Board in its success. The Board of Directors of the Company with their vast diversity of knowledge and expertise, provide leadership and guidance to the management, thereby enhancing stakeholders value.

Composition and Category of Directors:

The Company believes in a diversified Board with a mixed blend of experiences, expertise, and professionals. The Board of the Company is duly constituted with optimum combination of Executive and Non-Executive, Independent and Non-Independent Directors which is in conformity with Regulation 17 of Listing Regulations read with Sections 149 and 152 of the Companies Act, 2013 (the Act). As on 31 March 2023, the Board comprised of seven members consisting of four Independent Directors, one Non-Executive Non-Independent Director and two Executive Directors.



The Chairman of the Board is a Non-Executive Director. The Board composition is in conformity with the requirements of applicable provisions of law. All the Directors are adequately qualified, professional and have vast experience in diverse arenas. The Board along with its Committees undertakes its fiduciary duties keeping in mind the interests of all its stakeholders and the Company's Corporate Governance philosophy. The maximum tenure of the Independent Directors is as per the Act and Listing Regulations. The detailed profile of the Directors is available on the Company's website at <https://www.sandurgroup.com/board-of-directors>.

Board meetings

The Board meets at least once in a quarter to review the results apart from transacting other items of business requiring the Board's attention. Additional meetings are held as and when necessary. The tentative dates of the Board meetings for the next financial year are decided in advance and published in this Report. The Company Secretary, in consultation with the Managing Director, prepares agenda for the meetings. The Agenda and other related papers were circulated to the Directors in advance to enable them to take informed decisions. Every Board member can suggest the inclusion of additional items in the agenda.

The information as specified in Part A of Schedule II of the Listing Regulations is being regularly placed before the

Board. The Board further reviews the declaration made by the Managing Director and the Company Secretary regarding compliance with all laws applicable to the Company on a quarterly basis. At Board meetings, Senior Management Personnel and representatives who can provide additional insights into the items being discussed, are invited. The Board members are expected to rigorously prepare for, attend and participate in Board and Committee meetings.

During the financial year 2022-23, the Board met eight times i.e., 10 April 2022, 18 May 2022, 6 July 2022, 21 July 2022, 11 August 2022, 10 November 2022, 9 February 2023 and 24 March 2023. The time gap between any two successive Board meetings did not exceed one hundred and twenty days. The requisite quorum was present for all the meetings.

Attendance of each Director at the Board meetings and the last Annual General Meeting:

The particulars of Directors, their attendance at Board meetings held during the financial year and at the last Annual General Meeting (AGM) held through Video- Conferencing/Other Audio -Visual Means are as under:

Name of the Director	Category of Directorship	Attendance during financial year 2022-23		
		Board meetings		AGM
		Number of meetings held	Number of meetings attended	Yes (Y)/No (N)
T. R. Raghunandan	Non-Executive Director/ Chairman	8	8	Y
Bahirji Ajai Ghorpade	Executive Director/ Managing Director	8	8	Y
S. S. Rao*	Non-Executive Independent Director	8	6	Y
G. P. Kundargi	Non-Executive Independent Director	8	8	Y
Latha Pillai	Non-Executive Independent Director	8	7	Y

STATUTORY REPORTS

Name of the Director	Category of Directorship	Attendance during financial year 2022-23		
		Board meetings		AGM
		Number of meetings held	Number of meetings attended	Yes (Y)/No (N)
Jagadish Rao Kote	Non-Executive Independent Director	8	8	Y
H. L. Shah**	Non-Executive Independent Director	8	8	Y
Mohammed Abdul Saleem	Executive Director/ Director (Mines)	8	8	Y

* S. S. Rao ceased to be Independent Director of the Company w.e.f., closure of business hours on 10 November 2022.

** H. L. Shah was appointed as an Independent Director of the Company w.e.f. 1 October 2022.

Independent Directors and their Meeting:

Independent Directors are Non-Executive Directors as defined under Regulation 16(1)(b) of the Listing Regulations and Section 149(6) of the Act along with rules framed thereunder. The Board includes four Independent Directors, including a woman director.

In accordance with Section 149 read with Schedule IV of the Act and Regulation 25(3) of the Listing Regulations, the Independent Directors of the Company met on 9 February 2023 without the presence of Non-Independent Directors of the Company and members of the management. The meeting was attended by all the Independent Directors and H. L. Shah, Independent Director, chaired the said meeting.

At the aforesaid meeting, the Independent Directors:

- reviewed the performance of Non-Independent Directors and the Board of Directors as a whole;
- reviewed the performance of the Chairman of the Company, considering the views of Executive Directors and Non-Executive Directors;
- assessed the quality, quantity and timeliness of flow of information between the Management and the Board of Directors that is necessary for the Board of Directors to effectively and reasonably perform their duties.

The Independent Directors appreciated the effort of management to bring overall improvement across organizations including the corporate governance standards.

Confirmation by the Board that the Independent Directors fulfill the conditions specified in Listing Regulations, and are independent of the management:

The Company has received declarations on criteria of independence as provided in Section 149(6) of the Act and Regulation 16(1)(b) of the Listing Regulations from all the Independent Directors of the Company as on 31 March 2023.

In the opinion of the Board, the Independent Directors fulfill the conditions specified in the Listing Regulations and are independent of the management.

Further, in terms of Regulation 25(8) of the Listing Regulations, they have confirmed that they are not aware of any circumstance or situation which exists or may reasonably be anticipated that could impair or impact their ability to discharge their duties.

The Independent Directors have in terms of Section 150 of the Act read with Rule 6 of the Companies (Appointment and Qualification of Directors) Rules, 2014, confirmed that they have enrolled themselves in the Independent Directors' Databank maintained with the Indian Institute of Corporate Affairs and that their registration is active.

Details of other Directorships, Committee Memberships and Chairmanships:

None of the Directors hold directorship, committee memberships or chairmanships in excess of the limits permitted under the law. As per the declarations received from the Directors:

- None of the Directors on the Board is a Director in more than 7 listed entities;
- None of the Non-Executive Directors is an Independent Director in more than 7 listed entities;
- The Managing Director and the Executive Director do not serve as Independent Directors in any other listed Company;
- None of the Directors held directorships in more than 20 Indian companies, with more than 10 public limited companies;
- None of the Directors on the Board is a member of more than 10 committees or Chairman of 5 committees (committees being Audit Committee and Stakeholders Relationship Committee) across all public companies in India, in which he/she is a Director.

The details of number of directorships or committee positions as a member or chairman held by the Directors of the Company in other public companies, along with the names of the listed entities where the person is a director indicating the category of such directorship as on 31 March 2023, are as under:

Name of Directors	Directorships in other public companies	Listed entities (excluding this Company) where the person is a director and the category of directorship	Committee Memberships* in other companies	
			As Chairman	As Member
T. R. Raghunandan	-	-	-	-
Bahirji Ajai Ghorpade	-	-	-	-
G. P. Kundargi	1	Nava Limited Non-Executive Independent Director	-	1
Latha Pillai	-	-	-	-
Jagadish Rao Kote	-	-	-	-
H. L. Shah	-	-	-	-
Mohammed Abdul Saleem	-	-	-	-

* Only Audit Committee and Stakeholders' Relationship Committee are considered for reckoning committee positions.

Disclosure of relationships between Directors inter-se:

None of the Directors are related to each other on the Board within the meaning of the term 'Relative' as per Section 2(77) of the Act.

Number of shares and convertible instruments held by Non-Executive Directors:

As on 31 March 2023, the details of shares held by Non-Executive Directors are as follows:

Name of Directors	Number of shares held
T. R. Raghunandan	3,048
S. S. Rao	-
G. P. Kundargi	-
Latha Pillai	-
Jagadish Rao Kote	-
H. L. Shah	-

The Company has not issued any convertible instruments.

Familiarization programme for Independent Directors:

Pursuant to Regulation 25(7) of the Listing Regulations, the Independent Directors are familiarized with their roles, rights, responsibilities in the Company, nature of the industry in which the Company operates, business model of the Company etc., through various programmes on an ongoing basis. The Directors are encouraged to visit the plant and mines location of the Company so as to have a deep understanding of the business of the Company, its people, values and culture and to interact with the management.

All new Independent Directors who are inducted into the Board shall attend an orientation programme. The formal letter

of appointment issued to Independent Director outlines his/her role, function, duties and responsibilities and the same is placed on the Company's website at <https://www.sandurgroup.com/policies>.

The Company strives to provide updates to its Directors by making periodic presentations at the Board and the Committee meetings on various topics like Regulatory Updates, Company's operations, sustainability, performance updates, industry scenario, business strategy, risk management etc.

The details of familiarization programmes imparted to the Independent Directors are put up on the website of the Company and can be accessed at <https://www.sandurgroup.com/policies>.

STATUTORY REPORTS

Matrix setting out the skills/expertise/competence of the Board of Directors:

As required under the Listing Regulations, the Board had identified skills/expertise/competence in the context of its business and sector for it to function effectively. The skills are categorized as domain skills and experience as professional and industry exposure. The matrix setting out the skills/expertise/competence of the Board of Directors along with name of Directors who possess such skills/expertise/competence as on 31 March 2023 is appended as 'Annexure A' to the Report.

Detailed reasons for the resignation of an Independent Director who resigns before the expiry of his/her tenure along with a confirmation by such director that there are no other material reasons other than those provided:

During the year under review, none of the Independent Directors resigned from the Company before the expiry of his/her tenure.

Particulars of Senior Management:

As on 31 March 2023, the following is the list of Senior Management Personnel of the Company:

1. Bahirji Ajai Ghorpade, Managing Director;
2. Mohammed Abdul Saleem, Director (Mines);
3. Aditya S. Ghorpade, President (Business Development);
4. Uttam Kumar Bhageria, Chief Financial Officer & Chief Risk Officer;
5. Bijan Kumar Dash, Company Secretary & Chief Compliance Officer.

Audit Committee:

The Audit Committee has been constituted in accordance with Section 177 of the Act and Regulation 18 of the Listing Regulations. The Audit Committee assists the Board in fulfilling its oversight responsibilities for financial reporting, overseeing transactions with related parties, inter-corporate loans and investments, recommending auditor appointments, evaluating internal financial controls and risk management systems, reviewing adequacy of internal audit function and overseeing the vigil mechanism.

Terms of Reference	<p>The terms of reference of the Audit Committee is in line with the regulatory requirements mandated by the Act and Part C of Schedule II of the Listing Regulations which shall inter-alia include:</p> <ol style="list-style-type: none">1. oversight of financial reporting process and the disclosure of its financial information to ensure that the financial statement is correct, sufficient and credible;2. recommendation for appointment, remuneration and terms of appointment of auditors;3. approval of payment to statutory auditors for any other services rendered by the statutory auditors;4. reviewing, with the management, the annual financial statements and auditor's report thereon before submission to the Board for approval, with particular reference to:<ol style="list-style-type: none">a. matters required to be included in the director's responsibility statement to be included in the Board's report in terms of clause (c) of sub-Section (3) of Section 134 of the Companies Act, 2013;b. changes, if any, in accounting policies and practices and reasons for the same;c. major accounting entries involving estimates based on the exercise of judgment by management;d. significant adjustments made in the financial statements arising out of audit findings;
---------------------------	--

During the year, the Senior Management of the Company did not enter into any material financial and commercial transaction in which they had personal interest that may have had potential conflict with the interest of the Company at large.

Board Committees:

As required under the Act and the Listing Regulations, the Company has constituted the following statutory committees:

1. Audit Committee;
2. Nomination and Remuneration Committee;
3. Stakeholders' Relationship Committee;
4. Risk Management Committee;
5. Corporate Social Responsibility Committee.

In addition to the above, the Board has formed a Corporate Sustainability Committee to inter-alia monitor compliance of the conditions prescribed in the Environmental Clearance, Forest Clearance, Consent For Establishment/Consent For Operation for the Mines and the Plant, Supplementary Environment Management Plan etc. The Board had also constituted Rights Issue Committee during the financial year 2022-23 to decide detailed terms and conditions of the Company's Rights Issue and matters connected or incidental thereto. The Right Issue Committee automatically dissolved after completion of Rights Issue formalities in all aspects and the same was taken note of at the meeting of the Board of Directors held on 10 November 2022.

The Company Secretary of the Company is acting as the Secretary for each of the Committees. The quorum for Committee meetings has been as per the Act and Listing Regulations.

- e. compliance with listing and other legal requirements relating to financial statements;
 - f. disclosure of any related party transactions;
 - g. modified opinion(s) in the draft audit report;
5. reviewing, with the management, the quarterly financial statements before submission to the Board for approval;
 6. reviewing, with the management, the statement of uses/application of funds raised through an issue (public issue, rights issue, preferential issue, etc.) and related matters;
 7. reviewing and monitoring the auditor's independence and performance, and effectiveness of audit process;
 8. approval or any subsequent modification of transactions with related parties;
 9. scrutiny of inter-corporate loans and investments;
 10. valuation of undertakings or assets, wherever it is necessary;
 11. evaluation of internal financial controls and risk management systems;
 12. reviewing, with the management, performance of statutory and internal auditors, adequacy of the internal control systems;
 13. reviewing the adequacy of internal audit function, reporting structure, coverage and frequency of internal audit;
 14. discussion with internal auditors of any significant findings and follow up there on;
 15. reviewing the findings of any internal investigations by the internal auditors into matters where there is suspected fraud or irregularity or a failure of internal control systems of a material nature and reporting the matter to the Board;
 16. discussion with statutory auditors before the audit commences, about the nature and scope of audit as well as post-audit discussion to ascertain any area of concern;
 17. to look into the reasons for substantial defaults in the payment to the depositors, debenture holders;
 18. to review the functioning of the whistle blower mechanism;
 19. approval of appointment of chief financial officer after assessing the qualifications, experience and background, etc. of the candidate;
 20. reviewing the utilization of loans and/or advances from/investment by the holding Company in the subsidiary exceeding ₹ 100 crore or 10% of the asset size of the subsidiary, whichever is lower;
 21. consider and comment on rationale, cost-benefits and impact of schemes involving merger, demerger, amalgamation etc., on the listed entity and its shareholders;
 22. mandatorily review information stipulated in Act and Listing Regulations, as may be amended from time to time.

Composition and attendance at the meetings held during the year

The names of the Directors who constitute the Audit Committee and their attendance at the meetings held during the year are given below:

Name	Designation	Category	No. of meetings held during the tenure	No. of meetings attended
G. P. Kundargi	Chairman	Non-Executive Independent Director	4	4
T. R. Raghunandan	Member	Non-Executive Director	4	4
S. S. Rao*	Member	Non-Executive Independent Director	4	3
Latha Pillai	Member	Non-Executive Independent Director	4	3
Jagadish Rao Kote	Member	Non-Executive Independent Director	4	4
H. L. Shah	Member	Non-Executive Independent Director	4	4

STATUTORY REPORTS

* S. S. Rao ceased to be the member of Audit Committee w.e.f., closure of business hours on 10 November 2022.

All members are financially literate and have relevant accounting or related financial management expertise. The Chairman of the Audit Committee is an Independent Director.

Meetings	The Audit Committee met four times during the financial year, on 18 May 2022, 11 August 2022, 10 November 2022 and 9 February 2023. The interval between any two successive meetings did not exceed one hundred and twenty days. The meetings are scheduled well in advance.
Others	<p>G. P. Kundargi, Chairman of the Audit Committee was present at the last Annual General Meeting of the Company held on 28 September 2022 to answer shareholder queries.</p> <p>The Audit Committee meetings are usually attended by the Managing Director, Director (Mines), Chief Financial Officer, and the respective departmental heads, wherever required. The Statutory Auditors and Internal Auditors also attend the Audit Committee meetings by invitation for specific items.</p>

Nomination and Remuneration Committee:

The Nomination and Remuneration Committee is duly constituted in accordance with the provisions of Section 178 of the Act and Regulation 19 of the Listing Regulations. The Nomination and Remuneration Committee inter-alia considers and recommends to the Board, the appointment, re-appointment and remuneration payable to Directors, KMP's and Senior Management Personnel.

Terms of Reference	<p>The terms of reference of the Nomination and Remuneration Committee is in line with the regulatory requirements mandated by the Act and Part D Para A of Schedule II of the Listing Regulations which shall inter-alia include:</p> <ol style="list-style-type: none">1. formulation of the criteria for determining qualifications, positive attributes and independence of a director and recommend to the Board of directors a policy relating to, the remuneration of the directors, key managerial personnel and other employees;2. for every appointment of Independent Director, evaluate the balance of skills, knowledge and experience on the Board and on the basis of such evaluation, prepare a description of the role and capabilities required of an Independent Director;3. ensure that the person recommended to the Board for appointment as an Independent Director shall have the capabilities identified in such description. For the purpose of identifying suitable candidates, the Committee may:<ol style="list-style-type: none">a. use the services of an external agencies, if required;b. consider candidates from a wide range of backgrounds, having due regard to diversity; andc. consider the time commitments of the candidates;4. formulation of criteria for evaluation of performance of independent directors and the Board of Directors;5. devising a policy on diversity of Board of Directors;6. identifying persons who are qualified to become directors and who may be appointed in senior management in accordance with the criteria laid down, and recommend to the Board of Directors their appointment and removal;7. whether to extend or continue the term of appointment of the Independent Director, on the basis of the report of performance evaluation of Independent Directors;8. recommend to the Board, all remuneration, in whatever form, payable to senior management.
---------------------------	---

Composition and attendance at the meetings held during the year	The names of the Directors who constitute the Nomination and Remuneration Committee and their attendance at the meetings held during the year are given below:				
	Name	Designation	Category	No. of meetings held during the tenure	No. of meetings attended
	Latha Pillai	Chairperson	Non-Executive Independent Director	2	1
	T. R. Raghunandan	Member	Non-Executive Director	2	2
	S. S. Rao*	Member	Non-Executive Independent Director	2	2
	G. P. Kundargi	Member	Non-Executive Independent Director	2	2
	Jagadish Rao Kote	Member	Non-Executive Independent Director	2	2
H. L. Shah	Member	Non-Executive Independent Director	2	2	
	* S. S. Rao ceased to be the member of Nomination and Remuneration Committee w.e.f., closure of business hours on 10 November 2022.				
	The Chairperson of the Nomination and Remuneration Committee is an Independent Director. In the absence of Latha Pillai, the Chairperson, with unanimous consent of the members, G. P. Kundargi was elected as the Chairman of the Nomination and Remuneration Committee meeting held on 18 May 2022.				
Meetings	The Nomination and Remuneration Committee met two times during the financial year on 18 May 2022 and 11 August 2022. The meetings are scheduled well in advance.				
Others	Latha Pillai, Chairperson of the Nomination and Remuneration Committee was present at the last Annual General Meeting of the Company held on 28 September 2022 to answer shareholder queries.				

Annual performance evaluation

Pursuant to the provisions of the Act and the Listing Regulations, the evaluation of all the Directors, Committees, Chairman of the Board and the Board as a whole was carried out for the financial year 2022-23 on the basis of criteria and framework adopted by the Board as framed by the Nomination and Remuneration Committee. A structured questionnaire covering various aspects such as adequacy of the composition of the Board and its Committees, Board culture, execution and performance of specific duties, obligations and governance etc., was prepared and circulated to the Board for evaluation. The assessment sheets were duly filled by all the Directors.

The performance evaluation of the Independent Directors was carried out by the entire Board excluding the Director being evaluated. The performance evaluation of the Chairman and the Non-Independent Directors were carried out by the Independent Directors.

Criteria of evaluation

The criteria for evaluation are as follows:

A. Board as a whole:

- Structure of the Board:** Competency of the directors, experience of directors, mix of qualifications, diversity in Board under various parameters, appointment to the Board.
- Meetings of the Board:** Regularity of meetings, frequency, logistics, agenda, discussion and dissent, recording of minutes, dissemination of information.

- Functions of the Board:** Role and responsibilities of the Board, strategy and performance evaluation, governance and compliance, evaluation of risks, grievance redressal for investors, conflict of interest, stakeholder value and responsibility, corporate culture and values, review of Board evaluation, facilitation of Independent Directors.
- Board & Management:** Evaluation of performance of the management and feedback, independence of management from the Board, access of the management to the Board and Board access to the management, secretarial support, fund availability, succession plan, professional development.

B. Committees of the Board:

- Mandate and composition;
- Effectiveness of the Committee;
- Structure of the Committee and meetings – structure, regularity, frequency, logistics, agenda, discussion and dissent, recording of minutes, dissemination of information;
- Independence of the Committee from the Board;
- Contribution to the decisions of the Board.

C. Individual Directors:

Qualification, experience, knowledge & competency, fulfilment of functions, ability to function as a team, initiative, availability & attendance, commitment, contribution and integrity.

STATUTORY REPORTS

Additional criteria for Independent Directors:

- Maintenance of independence and no conflict of interest;
- Exercise of objective independent judgment in the best interest of the Company.

Additional criteria for Chairman:

- Effectiveness of leadership and ability to steer the meetings;
- Impartiality;
- Ability to keep shareholders interest in mind.

The Nomination and Remuneration Committee and the Board discussed on the outcome of performance evaluation. The details of board evaluation done during the financial year are forming part of the Board's Report.

Remuneration Policy

Based on the recommendation of the Nomination and Remuneration Committee, the Board had approved the 'Policy

on Nomination and Remuneration of Directors, Key Managerial Personnel and other employees'. The policy is broadly divided into four parts namely:

- Part A - Appointment of Directors, Key Managerial Personnel and Senior Management, their tenure and retirement;
- Part B - Performance evaluation of Board, its Committees and individual Directors;
- Part C - Remuneration to Directors, Key Managerial Personnel and Senior Management;
- Part D - Removal of Directors, Key Managerial Personnel and Senior Management.

During the year under review, based on the recommendation of the Nomination and Remuneration Committee, the Board of Directors of the Company approved the revised Policy on Nomination and Remuneration Committee at its meeting held on 11 August 2022. The policy is available on the website of the Company at <https://www.sandurgroup.com/policies>.

Remuneration of Directors

Whole Time Directors:

During the year under review, the Company has paid remuneration to its Whole Time Directors by way of salary, perquisites and commission within the limits approved by the Members. The details of the remuneration paid to the Whole Time Directors of the Company for the financial year 2022-23 are as follows:

	₹ in lakh				
Name of Director	Salary	Perquisite	Contributions [^]	Commission	Terms
Bahirji Ajai Ghorpade Managing Director	108.36	226.60	29.26	25.00	As per the letter of appointment
Mohammed Abdul Saleem Director (Mines)	41.28	83.67	11.15	25.00	As per the letter of appointment

[^] includes contribution to Provident and other funds but does not include contribution towards Gratuity and Leave salary, as these are determined on an actuarial basis for the Company as a whole.

Commission: The commission is calculated based on the net profit of the Company in a particular financial year and is determined by the Board of Directors on the recommendation of the members of the Nomination and Remuneration Committee in the succeeding financial year, subject to the overall ceiling as stipulated in Section 197 of the Act. This is the only variable component in the salary.

Stock options: The Company has not issued any stock options.

Severance fees: Nil

Service contracts: Service contracts exist with the Whole Time Directors which contain their terms and conditions including remuneration, notice period etc., as approved by the Members.

Notice Period: The agreements may be terminated by either party at any time by giving three months' notice to the other party.

Non-Executive Directors: The Non-Executive Directors receive sitting fee for attending meetings of the Board and its Committees, and reimbursement of expenses incurred on travelling and stay in case of outstation Directors. The Commission payable to Non-Executive Directors is as per the approval obtained from the Members at the 57th Annual General Meeting held on 10 September 2011 and is within the limits specified under the Act. During the year under review, the Company paid sitting fees of ₹ 50,000 per meeting for the Board and per meeting for the Audit Committee. Sitting fees of ₹ 20,000 was paid per meeting for each of the other Committee meetings including Independent Directors meeting.

Stock options: The Company has not issued any stock options.

Pecuniary relationship or transactions: During the year under review, there was no pecuniary relationship or transactions

between the Company and any of its Non-Executive Directors apart from sitting fees, commission, and reimbursement of expenses incurred by them to attend the meetings of the Company.

The criteria of making payments to Non-Executive Directors can be accessed from the link: <https://www.sandurgroup.com/policies>.

Sitting Fees and Commission:

Details of sitting fees paid and commission paid to Non-Executive Directors for the financial year 2022-23 are as follows:

Name of the Non-Executive Director	Sitting Fees (₹ in lakh)	Commission (₹ in lakh)
T. R. Raghunandan	8.40	25.00
S. S. Rao*	5.70	15.34
G. P. Kundargi	8.00	25.00
Latha Pillai	6.60	25.00
Jagadish Rao Kote	8.40	25.00
H. L. Shah	9.20	25.00

* S. S. Rao ceased to be the Director of the Company w.e.f., closure of business hours on 10 November 2022.

Stakeholders' Relationship Committee:

The Stakeholders' Relationship Committee is duly constituted in accordance with the provisions of Section 178 of the Act and Regulation 20 of the Listing Regulations. The Stakeholders' Relationship Committee assist the Board of Directors in redressal of grievances of shareholders.

Terms of Reference	The terms of reference of the Stakeholders' Relationship Committee is in line with the regulatory requirements mandated by the Act and Part D Para B of Schedule II of the Listing Regulations which shall inter-alia include:
	<ol style="list-style-type: none"> 1. resolving the grievances of the security holders of the listed entity including complaints related to transfer/transmission of shares, non-receipt of annual report, non-receipt of declared dividends, issue of new/duplicate certificates, general meetings etc; 2. review of measures taken for effective exercise of voting rights by shareholders; 3. review of adherence to the service standards adopted by the listed entity in respect of various services being rendered by the Registrar & Share Transfer Agent; 4. review of the various measures and initiatives taken by the listed entity for reducing the quantum of unclaimed dividends and ensuring timely receipt of dividend warrants/annual reports/statutory notices by the shareholders of the Company; 5. Any other function as is mandated by the Board from time to time.

Composition and attendance at the meetings held during the year The names of the Directors who constitute the Stakeholders' Relationship Committee and their attendance at the meetings held during the year are given below:

Name	Designation	Category	No. of meetings held during the tenure	No. of meetings attended
Jagadish Rao Kote	Chairman	Non-Executive Independent Director	4	4
Bahirji Ajai Ghorpade	Member	Executive Director/ Managing Director	4	4
G. P. Kundargi	Member	Non-Executive Independent Director	4	4
Latha Pillai	Member	Non-Executive Independent Director	4	3
H. L. Shah	Member	Non-Executive Independent Director	4	4

The Chairman of the Stakeholders' Relationship Committee is an Independent Director.

STATUTORY REPORTS

Meetings	The Stakeholders' Relationship Committee met four times during the financial year, on 18 May 2022, 11 August 2022, 10 November 2022 and 9 February 2023. The interval between any two successive meetings did not exceed the stipulated timeline. The meetings are scheduled well in advance.
Others	Jagadish Rao Kote, Chairman of the Stakeholders' Relationship Committee was present at the last Annual General Meeting of the Company held on 28 September 2022 to answer shareholder queries.

Name and designation of Compliance Officer: Bijan Kumar Dash, Company Secretary and Chief Compliance Officer

Number of shareholder complaints received, resolved to the satisfaction of the shareholder and number of pending complaints:

The details regarding the shareholder complaints during the year under review are as follows:

Complaints outstanding as on 1 April 2022	-
Complaints received during the financial year	17
Complaints resolved during the financial year	17
Complaints pending as on 31 March 2023	-

Risk Management Committee:

The Risk Management Committee is duly constituted in accordance with the provisions of Regulation 21 of the Listing Regulations. The Risk Management Committee proactively identify, assess and mitigate risks in order to protect its business, improve corporate governance and enhance stakeholders' value.

Terms of Reference	<p>The terms of reference of the Risk Management Committee is in line with the regulatory requirements mandated under Part D Para C of Schedule II of the Listing Regulations which shall inter-alia include:</p> <ol style="list-style-type: none">To formulate a detailed risk management policy which shall include:<ol style="list-style-type: none">A framework for identification of internal and external risks specifically faced by the listed entity, in particular including financial, operational, sectoral, sustainability (particularly, ESG related risks), information, cyber security risks or any other risk as may be determined by the Committee;Measures for risk mitigation including systems and processes for internal control of identified risks;Business continuity plan;To ensure that appropriate methodology, processes and systems are in place to monitor and evaluate risks associated with the business of the Company;To monitor and oversee implementation of the risk management policy, including evaluating the adequacy of risk management systems;To periodically review the risk management policy, at least once in two years, including by considering the changing industry dynamics and evolving complexity;To keep the Board of Directors informed about the nature and content of its discussions, recommendations and actions to be taken;To decide on appointment, removal and terms of remuneration of the Chief Risk Officer (if any);Any other function as is mandated by the Board from time to time.
---------------------------	--

Composition and attendance at the meetings held during the year The names of the Directors who constitute the Risk Management Committee and their attendance at the meetings held during the year are given below:

Name	Designation	Category	No. of meetings held during the tenure	No. of meetings attended
S. S. Rao*	Chairman	Non-Executive Independent Director	2	1
T. R. Raghunandan	Chairman [#]	Non-Executive Director	2	2
Bahirji Ajai Ghorpade	Member	Executive Director/ Managing Director	2	2
G. P. Kundargi	Member	Non-Executive Independent Director	2	2
Latha Pillai	Member	Non-Executive Independent Director	2	2
Jagadish Rao Kote	Member	Non-Executive Independent Director	2	2
H. L. Shah	Member	Non-Executive Independent Director	2	2
Mohammed Abdul Saleem	Member	Executive Director/ Director (Mines)	2	2

* S. S. Rao ceased to be the member of Risk Management Committee w.e.f., closure of business hours on 10 November 2022.

[#] Consequent to the cessation of S. S. Rao from the directorship of the Company, T. R. Raghunandan was elected as the Chairman of the Risk Management Committee w.e.f., 11 November 2022 by the Board of Directors of the Company at its meeting held on 10 November 2022.

The Chairman of the Risk Management Committee is a Non-Executive Director.

Meetings The Risk Management Committee met two times during the financial year, on 21 July 2022 and 17 January 2023. The interval between any two successive meetings did not exceed the stipulated timeline of one hundred and eighty days. The meetings are scheduled well in advance.

The Board at its 348th meeting held on 28 June 2021 had approved Risk Management Policy. A statement on development and implementation of Risk Management Policy of the Company has been delineated in the Board's Report. In terms of Regulation 21 of the Listing Regulations, the Risk Management Committee in its meeting held on 9 February 2022, has appointed Uttam Kumar Bhageria as Chief Risk Officer in addition to his role as Chief Financial Officer.

Corporate Social Responsibility Committee:

The Corporate Social Responsibility Committee is duly constituted in accordance with the provisions of Section 135 of the Act. The Corporate Social Responsibility Committee assists the Board in formulating the CSR Policy and recommending and monitoring of CSR expenditure.

Terms of Reference The terms of reference of the Corporate Social Responsibility Committee inter-alia include:

1. Formulate and recommend to the Board, a Corporate Social Responsibility Policy which shall indicate the activities to be undertaken by the Company in areas or subject, specified in Schedule VII;
2. Recommend the amount of expenditure to be incurred on the activities;
3. Recommend annual action plan to the Board;
4. Institute a monitoring mechanism for implementation of the CSR projects or programs or activities undertaken by the Company; and
5. Any other function as is mandated by the Board from time to time.

STATUTORY REPORTS

Composition and attendance at the meetings held during the year	The names of the Directors who constitute the Corporate Social Responsibility Committee and their attendance at the meetings held during the year are given below:				
	Name	Designation	Category	No. of meetings held during the tenure	No. of meetings attended
	H. L. Shah	Chairman	Non-Executive Independent Director	3	3
	T. R. Raghunandan	Member	Non-Executive Director	3	3
	Bahirji Ajai Ghorpade	Member	Executive Director/ Managing Director	3	3
	S. S. Rao*	Member	Non-Executive Independent Director	3	2
Jagadish Rao Kote	Member	Non-Executive Independent Director	3	3	
* S. S. Rao ceased to be the member of Corporate Social Responsibility Committee w.e.f., closure of business hours on 10 November 2022.					
The Chairman of the Corporate Social Responsibility Committee is a Non-Executive Director.					
Meetings	The Corporate Social Responsibility Committee met three times during the financial year, on 18 May 2022, 10 November 2022 and 24 March 2023. The meetings are scheduled well in advance.				

Corporate Sustainability Committee:

The Corporate Sustainability Committee is constituted by the Board to monitor compliance of the conditions prescribed in the Environmental Clearances, Forest Clearances, Consent For Establishment, Consent For Operation and so on for the Mines and the Plant of the Company. The Committee further monitors compliance with the Supplementary Environment Management Plan (generally referred as R&R) prescribed for the Mines in accordance with the directions of the Hon'ble Supreme Court in a Public Interest Litigation (PIL) filed as Writ Petition No.562/2009.

Terms of Reference	The terms of reference of the Corporate Sustainability Committee inter-alia include:				
	1. Laying down guidelines for Environment Management Plan for each of the businesses of the Company;				
	2. Review compliance and status of various conditions laid down by different statutory authorities while according approvals such as Environmental Clearance, Forest Clearance, Consent For Establishment, Consent For Operation, etc.;				
	3. Review Sustainable Development Framework (SDF) requirements stipulated by the Indian Bureau of Mines and considered for Star Rating of the Mines;				
	4. Annually assess the Business Responsibility performance of the Company;				
	5. Any other function as is mandated by the Board from time to time.				

Composition and attendance at the meetings held during the year	The names of the Directors who constitute the Corporate Sustainability Committee and their attendance at the meetings held during the year are given below:				
	Name	Designation	Category	No. of meetings held during the tenure	No. of meetings attended
	T. R. Raghunandan	Chairman	Non-Executive Director	1	1
	S. S. Rao*	Member	Non-Executive Independent Director	1	1
	G. P. Kundargi	Member	Non-Executive Independent Director	1	1
	Latha Pillai	Member	Non-Executive Independent Director	1	1

	Mohammed Abdul Saleem	Member	Executive Director/ Director (Mines)	1	1
	* S. S. Rao ceased to be the member of Corporate Sustainability Committee w.e.f., closure of business hours on 10 November 2022.				
Meetings	The Corporate Sustainability Committee met once during the financial year on 11 August 2022. The meetings are scheduled well in advance.				

General Body Meetings

Location and Time, where last three AGM's held and details of Special Resolutions passed:

	Location	Date & Time	Special Resolutions passed
68th AGM	Through Video Conferencing/ Other Audio-Visual Means (VC/OAVM)	28 September 2022 at 11.00 A.M.	<ul style="list-style-type: none"> Appointment of Hemendra Laxmidas Shah (DIN: 00996888) as an Independent Director Re-appointment of Mohammed Abdul Saleem (DIN: 00061497) as a Whole Time Director designated as Director (Mines) for a tenure of three years from 1 October 2022 Re-appointment of Bahirji Ajai Ghorpade (DIN: 08452844) as Managing Director for a tenure of three years from 1 October 2022 Increase in borrowing limits from ₹ 1,200 crore to ₹ 4,000 crore or the aggregate of the paid-up capital, free reserves and securities premium of the Company, whichever is higher Creation of charges/mortgages/hypothecations on the moveable and immovable properties of the Company, both present and future, in respect of borrowings Authorisation to Board of Directors to give loan, provide guarantee or security and to make investment under Section 186 of the Companies Act, 2013
67th AGM	Through Video Conferencing/ Other Audio-Visual Means (VC/OAVM)	22 September 2021 at 11.00 A.M.	Re-appointment of G. P. Kundargi (DIN: 02256516) as an Independent Director
66th AGM	Through Video Conferencing/ Other Audio-Visual Means (VC/OAVM)	23 September 2020 at 11.00 A.M.	To appoint Bahirji Ajai Ghorpade as Managing Director (DIN 08452844) for a tenure of three years from 17 June 2020

Extra Ordinary General Meetings:

No Extraordinary General Meeting of the Members was held during the year under review.

Special Resolution passed last year through postal ballot and details of voting pattern:

During the financial year 2022-23, the Company sought the approval of the Members by way of postal ballot, through notice dated 11 June 2022, on the following Special Resolution:

Sl. No.	Description of the Special Resolution
1.	Re-appointment of Jagadish Rao Kote (DIN: 00521065) as an Independent Director for a second term of five consecutive years with effect from 27 May 2022 to 26 May 2027

STATUTORY REPORTS

The voting period for remote e-voting commenced at 9.00 A.M. (IST) on Saturday, 18 June 2022 and ended at 5.00 P.M. (IST) on Sunday, 17 July 2022. The report on the result of the postal ballot through remote e-voting for approving aforesaid resolution was provided by T. Sathya Prasad Yadav, Scrutinizer on Tuesday, 19 July 2022. The summary of the voting results is as under:

Sl. No.	Particulars of Resolution	Type of Resolution	Votes casted in favour		Votes casted against	
			Nos	%	Nos	%
1.	Re-appointment of Jagadish Rao Kote (DIN: 00521065) as an Independent Director of the Company	Special Resolution	64,18,553	99.9375	4,017	0.0625

The aforesaid Special Resolution was passed with requisite majority by the Members on 17 July 2022.

Person who conducted the postal ballot exercise:

The Board of Directors of the Company had appointed T. Sathya Prasad Yadav, Practicing Advocate, as the Scrutinizer, to scrutinize the Postal Ballot through remote e-voting process in a fair and transparent manner.

Whether any Special Resolution is proposed to be conducted through postal ballot:

As of the date of the Report, no special resolutions are proposed to be conducted through postal ballot.

Procedure for Postal Ballot:

The postal ballot is conducted in accordance with the provisions contained in Section 110 and other applicable provisions, if any, of the Act read with Rule 22 of the Companies (Management and Administration) Rules, 2014 and General Circulars issued by MCA Circulars and SEBI Circulars on account of COVID-19 pandemic. The Members are provided with the facility to vote

through e-voting. The postal ballot notice is sent to Members as per the permitted mode wherever applicable. The Company also publishes a notice in the newspapers in accordance with the requirements under the Act.

Voting rights are reckoned on the paid-up value of the shares registered in the names of the Members as on the cut-off date. Members desiring to exercise their vote by e-voting option are requested to vote before the close of business hours on the last date of e-voting.

The scrutinizer completes his scrutiny and submits his report to the Chairman, and the voting results are announced by the Chairman/authorized person. The results are also displayed on the Company's website, <https://www.sandurgroup.com/agm-postal-ballots> besides being communicated to the stock exchange. The last date for the receipt of e-voting is reckoned to be the date on which the resolution would be deemed to have been passed, if approved.

Means of Communication:

Quarterly Results	The quarterly, half yearly and yearly financial results are being regularly sent to BSE Limited. The Company also uploads investor presentations for each quarter on BSE site and on the website of the Company.
Newspapers where results are published	The financial results are generally published in 'The Financial Express' (English) and 'Sanjevani' (Kannada) newspapers.
Website where results are displayed	The results are displayed on https://www.sandurgroup.com/quarterly-results .
Investor complaints	The Company has created an exclusive ID investors@sandurgroup.com for investor related queries and complaints.
Annual Reports	Pursuant to the MCA Circulars and SEBI Circulars issued on account of COVID-19 pandemic, the Annual Report containing the Notice of 68 th AGM was sent through email to all those shareholders whose email IDs were registered with the Company/Depository Participants.
Official news releases	Latest updates or any material developments are intimated to BSE Limited and also, displayed on the website of the Company at https://www.sandurgroup.com/stock-exchange-intimations .
Presentation made to institutional investors or to analysts	No presentation has been made to institutional investors or to the analysts during the financial year.
Other communications	The Company issues various reminder letters to Members whose KYCs are not updated, whose shares are liable to be transferred to IEPF etc.

General shareholder information:**Details of the Annual General Meeting**

Date	20 September 2023
Time	11.00 A.M.
Venue	Through Video Conferencing/Other Audio-Visual Means in compliance with circulars issued by MCA and SEBI

Financial Year: 1 April 2022 to 31 March 2023

Dividend Payment: The dividend of ₹ 5 per equity share of ₹ 10 each (50%), as recommended by the Board, if approved by the Members at the AGM, will be paid, subject to deduction of income-tax at source wherever applicable:

Book closure date	Thursday, 14 September 2023 to Wednesday, 20 September 2023 (both days inclusive)
Date of payment of dividend	On or after Monday, 25 September 2023

Financial Calendar:

The tentative calendar for declaration of results for the financial year 2023-24 are as given below. In addition to this, the Board may meet on other days as and when required.

Quarter/Half Year/Year	Tentative date
For the quarter ended 30 June 2023	3 August 2023
For the quarter and half year ending 30 September 2023	On or before 14 November 2023
For the quarter ending 31 December 2023	On or before 14 February 2024
For the quarter and year ending 31 March 2024	On or before 30 May 2024

Name and address of stock exchange at which Company shares are listed and stock code:

Name of Stock Exchange	Address	Stock Code
BSE Limited	Phiroze Jeejeebhoy Towers, Dalal Street, Mumbai – 400 001	504918

Listing Fees:

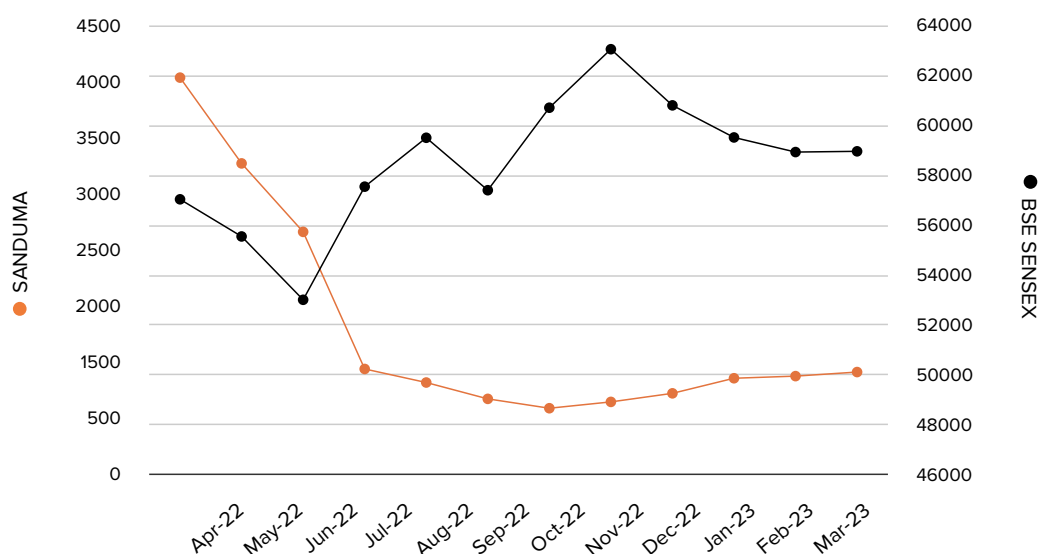
Listing fee as prescribed has been paid to BSE Limited for the financial year 2022-23.

Monthly High and Low Quotation of Company's Shares traded on BSE:

Month	Open (₹)	High (₹)	Low (₹)	Close (₹)	No. of shares	No. of trades	BSE Sensex Close (₹)
Apr-22	3,565.00	5,075.00	3,428.00	3,989.25	7,81,248	61,556	57,060.87
May-22	3,980.35	3,985.00	2,957.65	3,126.45	5,47,292	61,666	55,566.41
Jun-22	3,158.00	3,287.80	2,211.00	2,437.90	4,41,715	51,772	53,018.94
Jul-22	2,430.25	3,455.00	1,000.00	1,058.90	7,98,249	74,528	57,570.25
Aug-22	1,077.95	1,097.95	822.75	922.60	6,46,477	44,692	59,537.07
Sep-22	918.95	950.05	748.00	758.15	5,38,059	33,018	57,426.92
Oct-22	758.15	799.90	655.00	664.00	3,71,228	26,392	60,746.59
Nov-22	664.00	794.00	664.00	727.70	6,28,012	34,128	63,099.65
Dec-22	730.00	824.70	695.00	813.80	5,87,495	34,999	60,840.74
Jan-23	819.00	1,000.00	814.00	965.60	7,88,660	43,364	59,549.90
Feb-23	968.05	1,025.00	852.20	986.95	6,60,541	44,073	58,962.12
Mar-23	998.00	1,039.00	915.00	1,027.80	4,60,737	28,976	58,991.52

STATUTORY REPORTS

Performance in comparison to broad-based indices such as BSE SENSEX:



Distribution of Equity Shareholding as on 31 March 2023:

Nominal Value	No. of shareholders	No. of shares	% of capital
Upto 5,000	25,857	15,09,515	5.59
5,001 10,000	768	5,55,988	2.06
10,001 20,000	394	5,55,342	2.06
20,001 30,000	141	3,51,067	1.30
30,001 40,000	84	2,85,608	1.06
40,001 50,000	43	1,96,674	0.73
50,001 1,00,000	81	5,32,365	1.97
1,00,001 Above	90	2,30,19,264	85.24
	27,458	2,70,05,823	100.00

Shareholding Pattern as on 31 March 2023:

Category	No. of shares	% of total shareholding
Promoter and Promoter Group	2,00,83,529	74.37
Banks and Financial Institutions	1,350	0.00
Mutual Funds	-	-
Insurance Companies	2,13,346	0.79
Foreign Institutional Investors/Foreign Portfolio Investors	87,293	0.32
Other Bodies Corporate	7,38,106	2.73
Public	58,82,199	21.79
	2,70,05,823	100.00

Registrar and Transfer Agents:

Name: Venture Capital and Corporate Investments Private Limited

Address: "AURUM", 4th & 5th Floors, Plot No.57,

Jayabheri Enclave Phase – II, Gachibowli,

Hyderabad – 500032.

Email ID: investor.relations@vccipl.com

Website: <https://www.vccipl.com/>


Ph No.: 040-23818475/35164940

Share Transfer System:

According to the Listing Regulations, no shares can be transferred unless they are held in dematerialized mode. Members holding shares in physical form are therefore requested to convert their holdings into dematerialized mode to avoid loss of shares and fraudulent transactions and avail better investor servicing. To expedite the process of share transfers/transmissions, the Board has delegated the power of share transfer/transmission to Venture Capital and Corporate Investments Private Limited (VCCIPL), Registrar and Share Transfer Agent of the Company. Transfers of equity shares in electronic form are effected through the depositories with no involvement of the Company. However, a statement of share transfers/transmissions effected in each quarter is placed before the Stakeholders' Relationship Committee and Board for noting.

Dematerialization of Shares and Liquidity

As on 31 March 2023, 2,69,74,597 shares were in dematerialized mode with NSDL and CDSL.



Under the Depository System, the International Securities Identification Number (ISIN) allotted to the Company's shares is INE149K01016.

Outstanding GDRs/ADRs/Warrants or any convertible instruments, conversion date and likely impact on equity:

The Company does not have any outstanding GDRs/ADRs/Warrants or any convertible instruments as on 31 March 2023, as such instruments have not been issued in the past.

Commodity price risk or foreign exchange risk and hedging activities:

The Company's functional currency in Indian Rupees. However, the Company undertakes transactions denominated in foreign currencies. Consequently, exposure to exchange rate fluctuations arise. Volatility in exchange rate of foreign currencies affects the cost of imports, primary in relation to raw materials. The Company is generally exposed to foreign exchange risk arising through its purchases denominated in foreign currency predominantly in US dollars.

The disclosures as required under SEBI circular dated 15 November 2018 are as follows:

Risk Management Policy of the Company with respect to commodities including through hedging:

The Risk Management Policy of the Company can be accessed from the Company's website at <https://www.sandurgroup.com/downloads/Corporate-Governance/Policies/3-Risk-Management-Policy.pdf>.

STATUTORY REPORTS

Exposure of the Company to commodity and commodity risks faced by the Company throughout the year:

Total exposure of the Company to commodities: Nil

a. Exposure of the Company to various commodities:

Commodity Name	Exposure in ₹ towards the particular commodity	Exposure in Quantity terms towards the particular commodity	% of such exposure hedged through commodity derivatives				Total
			Domestic market		International market		
			OTC	Exchange	OTC	Exchange	
NA							

b. Commodity risks faced by the Company during the year and how they have been managed:

During the financial year, the Company has incurred expenditure on import of capital items for Coke Oven plant, imported ores and coking coal which is subject to foreign exchange risk. The Company doesn't enter into any long-term contract with its suppliers for hedging its commodity price risk.

Operations Locations:

Mines Location	Metal & Ferroalloy Plant Location
<ul style="list-style-type: none"> Deogiri Kammathuru Subbarayanahalli Ramghad 	<ul style="list-style-type: none"> Vyasankere, near Hosapete

Address for Correspondence:

Registered Office: 'SATYALAYA', Door No.266 (Old No.80), Ward No.1, Behind Taluka Office, Sandur, Ballari District, Karnataka - 583119

Tel No.: 08395 260301

Corporate Office: 'Sandur House', No. 9, Bellary Road, Sadashivanagar, Bengaluru, Karnataka – 560080

Tel No.: 080 41520176-80

Designated email ID for Investor Services: investors@sandurgroup.com

Website: <https://sandurgroup.com/>

Credit ratings obtained by the entity along with any revisions thereto during the relevant financial year, for all debt instruments of such entity or any fixed deposit programme or any scheme or proposal of the listed entity involving mobilization of funds, whether in india or abroad:

The Company has not issued any debt instruments or instituted any fixed deposit programme or any scheme or proposal involving mobilization of funds, in India or abroad.

Other Disclosures:

Particulars	Details	Website link
Materially significant related party transactions that may have potential conflict with the interests of listed entity at large and weblink of Policy on Related Party Transactions.	<p>During the year under review, there are no material related party transactions that have conflict with the interest of the Company.</p> <p>The Company has received disclosures from all the Directors disclosing their concern or interest in any Company or companies or bodies corporate, firms, or other association of individuals including their shareholding.</p> <p>All related party transactions are placed before the Audit Committee of the Company and placed for Board's information/approval, as and when required.</p>	https://sandurgroup.com/downloads/Corporate-Governance/Policies/11-Policy-on-Related-Party-Transactions-Revised.pdf

Particulars	Details	Website link
Details of establishment of vigil mechanism/whistle blower policy	<p>The Company has adopted Whistle Blower Policy for Director(s) or employee(s) or any other person to report to the management instances of unethical behavior, actual or suspected, fraud, leak of Unpublished Price Sensitive Information etc., and to prohibit any adverse action against them.</p> <p>A mechanism is in place whereby any personnel of the Company have access to the Chairman of the Audit Committee to report any concerns. No person has been denied access to the Chairman/Audit Committee to report any concern.</p> <p>During the year under review, the policy was revised by the Board of Directors at its meeting held on 18 May 2022.</p>	https://sandurgroup.com/downloads/Corporate-Governance/Policies/13-Whistle-Blower-Policy.pdf
Web link of policy for determining 'material' subsidiaries	In terms of Regulation 16(1)(c) of the Listing Regulations, the Company has formulated a Policy for Determining Material Subsidiaries. During the year under review, the policy was revised by the Board of Directors at its meeting held on 18 May 2022.	https://sandurgroup.com/downloads/Corporate-Governance/Policies/9-Policy-for-determining-Material-Subsidiary.pdf

Web-links of other policies:

Name of the policy	Brief description	Website link
Policy on Archival of Documents	This policy has been framed and adopted by the Board in pursuance of Regulation 30 of the Listing Regulations and it deals with the retention and archival of corporate records of the Company.	https://sandurgroup.com/downloads/Corporate-Governance/Policies/1-Policy-on-Archival-of-Documents.pdf
Code of Conduct to Regulate, Monitor and Report Trading by Designated Persons and their Immediate Relatives	The Company has adopted this Code as per Regulation 9(1) of SEBI (Prohibition of Insider Trading) Regulations, 2015 with a view to regulate, monitor and report trading in securities of the Company by the Designated Persons and their immediate relatives.	https://sandurgroup.com/downloads/Corporate-Governance/Policies/2-Code-of-Conduct-to-Regulate-Monitor-and-Report-Trading-by-Designated-Persons.pdf
Policy on Board Diversity	This policy is formulated under Regulation 19(4) read with Part D of the Schedule II of Listing Regulations to assure that the Board is fully diversified and comprise of an ideal combination of Executives, Non-Executive Directors, including Independent Directors, with diverse backgrounds.	https://sandurgroup.com/downloads/Corporate-Governance/Policies/Policy-on-Board-Diversity.pdf
Risk Management Policy	This policy has been framed under Part D Para C of Schedule II of Listing Regulations which outlines the risk management process to be followed by the Company which includes Risk Identification, risk categorisation, risk analysis and prioritization, risk evaluation, risk mitigation, risk documentation and reporting.	https://sandurgroup.com/downloads/Corporate-Governance/Policies/3-Risk-Management-Policy.pdf
Dividend Distribution Policy	This Policy has been framed under Regulation 43A of Listing Regulations to ensure the right balance between the quantum of dividend paid and amount of profits retained in the business for various purposes.	https://sandurgroup.com/downloads/Corporate-Governance/Policies/15-Dividend-Distribution-Policy.pdf
Code of Practices and Procedures for Fair Disclosure of Unpublished Price Sensitive Information	The Company has adopted this Code as per Regulation 8(1) of SEBI (Prohibition of Insider Trading) Regulations, 2015, for fair disclosure of events and occurrences that could impact price discovery in the market for its securities.	https://sandurgroup.com/downloads/Corporate-Governance/Policies/4-Code-of-Practices-and-Procedures-for-Fair-Disclosure-of-UPSI.pdf

STATUTORY REPORTS

Name of the policy	Brief description	Website link
Employee Code of conduct and Ethics Policy	This policy aims at setting common standards for the Company, its management and employees.	https://sandurgroup.com/downloads/Corporate-Governance/Policies/7-Employees-Code-of-Conduct-and-Ethics-Policy.pdf
CSR Policy	This policy outlines the Company's strategy to bring about a positive impact on Society through its CSR programmes as per the provisions of the Act. During the year under review, the policy was revised by the Board of Directors at its meeting held on 10 November 2022.	https://sandurgroup.com/downloads/Corporate-Governance/Policies/8-CSR-Policy.pdf
Policy for determination of materiality of an event or information	The Policy is framed under Regulation 30 (4)(ii) of Listing Regulations to determine materiality of events or information relating to the Company and to ensure timely and accurate disclosure on all material matters concerning the Company. During the year under review, the policy was revised by the Board of Directors at its meeting held on 18 May 2022.	https://sandurgroup.com/downloads/Corporate-Governance/Policies/10-Policy-on-determination-of-Materiality.pdf

Details of non-compliance by the listed entity, penalties, strictures imposed on the listed entity by stock exchange(s) or the board or any statutory authority, on any matter related to capital markets, during the last three years:

There have been no instances of non-compliance on any matter as regards the rules and regulations prescribed by the Stock Exchanges, SEBI or any other statutory authority relating to capital markets during the last three years. No penalties or strictures have been imposed by them on the Company.

Details of compliance with mandatory requirements:

The Company has complied with corporate governance requirements specified in Regulations 17 to 27 and clauses (b) to (i) of sub-regulation (2) of Regulation 46 of Listing Regulations.

Details of compliance with discretionary requirements:

- The Company has a Non-Executive Chairman.
- The Company hopes to move to a regime of sending a half-yearly declaration of the financial performance, including summary of the significant events, to each household of its Members.
- The Auditors' Report on the standalone and consolidated financial statements of the Company are unmodified.
- The Company has appointed separate persons to the posts of Chairman and Managing Director.
- Internal Auditors of the Company make quarterly presentations to the Audit Committee on their reports.

Details of utilization of funds raised through preferential allotment or qualified institutions placement as specified under regulation 32(7a):

The Company has not raised any funds through preferential allotment or qualified institutions placement.

Instances where the Board has not accepted any recommendation of any Committee of the Board which is mandatorily required, in the relevant financial year:

All the recommendations of the Audit Committee have been accepted by the Board of Directors.

Total fees for all services paid by the listed entity and its subsidiaries, on a consolidated basis, to the Statutory Auditor and all entities in the network firm/network entity of which the Statutory Auditor is a part:

M/s. R. Subramanian and Company LLP, Chartered Accountants, Chennai (Firm Registration No. 004137S/S200041) had been appointed as the Statutory Auditors of the Company from the conclusion of 63rd AGM till the conclusion of 68th AGM of the Company held in the financial year 2022-23. Accordingly, R. Subramanian and Company LLP completed its term of five years at the conclusion of 68th AGM.

The Members of the Company have appointed M/s. Deloitte Haskins & Sells, Chartered Accountants (Firm Registration No. 008072S) as the Statutory Auditors of the Company from the conclusion of 68th AGM till the conclusion of 73rd AGM of the Company.

The particulars of payment of Statutory Auditors' fees for the financial year ended 31 March 2023, on consolidated basis is given below:

Particulars	Amount (in ₹ lakh)
Payment to Statutory Auditors	112.00*
Total	112.00

* Include ₹ 6.00 lakh paid to erstwhile auditor.

Disclosure under the Sexual Harassment of Women at Workplace (Prevention, Prohibition and Redressal) Act, 2013:

Particulars	Number of complaints
Number of complaints filed during the financial year	Nil
Number of complaints disposed-off during the financial year	Nil
Number of complaints pending as on the end of financial year	Nil

Pursuant to Section 21 of the Sexual Harassment of Women at Workplace (Prevention, Prohibition and Redressal) Act, 2013, the Company had submitted annual report for the year ended 31 December 2022 to the concerned District officers for all its locations.

Loans and advances in the nature of loans to firms/companies in which Directors are interested by name and amount:

The Company has not given any loans or advances to firms/companies in which the Directors of the Company are interested.

Details of material subsidiaries of the Company including the date and place of incorporation and the name and date of appointment of the statutory auditors of such subsidiaries:

The Company does not have any material subsidiary during the year under review.

Non-compliance of any requirements of Corporate Governance Report:

There have been no instances of non-compliance of any requirement of the Corporate Governance Report as prescribed by the Listing Regulations.

Disclosures with respect to demat suspense account/unclaimed suspense account:

The details of the number of shareholders and outstanding unclaimed shares in the unclaimed suspense account for the period 1 April 2022 to 31 March 2023 is as provided below:

Particulars	No. of shareholders	No. of shares
Aggregate number of shareholders and the outstanding shares in the suspense account lying at the beginning of the year	-	-
Aggregate number of shareholders and the outstanding shares in the suspense account lying as on 16 September 2022	55	5,980
Shareholders who approached listed entity for transfer of shares from suspense account during the year	47	5,548
Shareholders to whom shares were transferred from suspense account during the year	47	5,548
Aggregate number of shareholders and the outstanding shares lying in the suspense account at the end of the year	8	432

The voting rights on the shares outstanding in the suspense account of the Company as on 31 March 2023, shall remain frozen till the rightful owner of such shares claims the shares.

STATUTORY REPORTS

Certificate from a Company Secretary in Practice that none of the Directors on the Board of the Company have been debarred or disqualified from being appointed or continuing as directors of companies by SEBI / Ministry of Corporate Affairs or any such statutory authority:

N. D. Satish, Practicing Company Secretary, has issued a certificate as required under the Listing Regulations, confirming that none of the directors on the Board of the Company has been debarred or disqualified by the SEBI/Ministry of Corporate Affairs or any such statutory authority from being appointed or continuing as director of companies. The certification is appended as **'Annexure B'** to the Report.

Disclosure of agreements binding the Company:

During the financial year, no agreements have been entered into by the shareholders, promoters, promoter group entities, related parties, directors, key managerial personnel, employees of the Company or of the holding, subsidiary or associate Company of the Company, either among themselves or with the Company or with a third party and entered with an intent to impact the management or control of the entity and/or to impose restrictions/create any liability on the Company as per clause 5A to para A of para A of Schedule III of Listing Regulations.

CEO/CFO Certification:

The Managing Director (MD)/Chief Executive Officer (CEO) and the Chief Financial Officer (CFO) have certified to the Board in accordance with Regulation 17(8) of the Listing Regulations for the financial year 2022-23. The CEO/CFO certification is appended as **'Annexure C'** to the Report.

Affirmation of compliance with Code of Conduct:

In compliance with Regulation 17(5) of the Listing Regulations, the Company has framed and adopted the Code of Conduct for Board Members and Senior Management Personnel (Code of Conduct). The Code of Conduct is available on the Company's website at <https://www.sandurgroup.com/policies>.

All members of the Board of Directors and Senior Management Personnel have affirmed compliance with the Code of Conduct. A certificate to this effect, signed by the Managing Director is appended as **'Annexure D'** to the Report.

Certificate on Corporate Governance:

A compliance certificate from Deloitte Haskins & Sells, Statutory Auditors of the Company, pursuant to Schedule V of the Listing Regulations regarding the compliance of conditions of corporate governance, is annexed with Board's Report.

For and on behalf of the Board of Directors

T. R. Raghunandan
Chairman
DIN: 03637265

Place: Bengaluru
Date: 3 August 2023

Annexure A

Matrix setting out the skills/expertise/competencies of the Directors on the Board as on 31 March 2023

Skills/Expertise/Competencies identified by the Board	TRR	BAG	GPK	LP	JRK	HLS	MAS	Whether identified skills/expertise/competencies are present on Board (Y/N)
Metal Mining	-	✓	✓	-	-	-	✓	Y
Mineral Processing	-	✓	✓	-	-	-	✓	Y
Electrical Engineering	-	-	-	-	✓	-	-	Y
Environment Management	✓	-	✓	-	-	-	✓	Y
Accounting/Finance	✓	✓	✓	✓	✓	✓	✓	Y
Human Resource Management	✓	✓	✓	✓	-	-	✓	Y
Legal/Regulatory	✓	✓	-	-	✓	✓	✓	Y
Business Administration	-	✓	✓	✓	-	✓	✓	Y
Economics	✓	✓	-	-	✓	✓	✓	Y
Organisational Phycology	✓	-	-	✓	-	-	-	Y
Strategy and Planning	-	✓	✓	-	✓	✓	✓	Y
Policy making	✓	✓	✓	✓	-	✓	✓	Y
Commercial	-	✓	✓	-	-	-	-	Y
Governance	✓	✓	✓	✓	✓	✓	✓	Y
Risk Management	✓	✓	✓	-	✓	✓	✓	Y
Project Management	-	✓	-	-	✓	-	✓	Y
Mining	-	✓	✓	-	-	-	✓	Y
Power	-	-	-	-	✓	-	-	Y
Banking	-	✓	✓	-	-	✓	✓	Y

TRR: T. R. Raghunandan;

BAG: Bahirji Ajai Ghorpade;

GPK: G.P. Kundargi;

LP: Latha Pillai;

JRK: Jagadish Rao Kote;

HLS: H. L. Shah;

MAS: Mohammed Abdul Saleem.

STATUTORY REPORTS

Annexure B

Certificate of Non-Disqualification of Directors

(Pursuant to Regulation 34(3) and Schedule V Para C clause (10)(i) of the SEBI (Listing Obligations and Disclosure Requirements) Regulations, 2015)

To,
THE SANDUR MANGANESE & IRON ORES LIMITED,
'SATYALAYA' Door No.266 (Old No.80),
Ward No. 1, Behind Taluk Office,
Sandur - 583 119, Ballari District, Karnataka.

I have examined the relevant registers, records, forms, returns and disclosures received from the Directors of **The Sandur Manganese & Iron Ores Limited** having CIN: L85110KA1954PLC000759 and having registered office at 'SATYALAYA' Door No.266 (Old No.80), Ward No. 1, Behind Taluk Office, Sandur, Ballari, Karnataka - 583 119 (hereinafter referred to as 'the Company'), produced before me by the Company for the purpose of issuing this Certificate, in accordance with Regulation 34(3) read with Schedule V Para-C Sub clause 10 (i) of the Securities Exchange Board of India (Listing Obligations and Disclosure Requirements) Regulations, 2015. In my opinion and to the best of my information and according to the verifications (including Directors Identification Number (DIN) status at the portal www.mca.gov.in) as considered necessary and explanations furnished to me by the Company & its officers, I hereby certify that none of the Directors on the Board of the Company as stated below for the financial year ending on 31 March 2023 have been debarred or disqualified from being appointed or continuing as Directors of companies by the Securities and Exchange Board of India, the Ministry of Corporate Affairs or any such other Statutory Authority.

Sr. No.	Name of Director	Designation	DIN	Date of appointment in Company
1.	Raghunandan Raghavan Thoniparambil	Non-Executive Non-Independent Director	03637265	28/05/2016
2.	Bahirji Ajai Ghorpade	Managing Director	08452844	01/04/2020
3.	Gururaj Pandurang Kundargi	Non-Executive Independent Director	02256516	12/11/2016
4.	Latha Pillai	Non-Executive Independent Director	08378473	08/03/2019
5.	Jagadish Rao Kote	Non-Executive Independent Director	00521065	27/05/2019
6.	Hemendra Laxmidas Shah	Non-Executive Independent Director	00996888	27/05/2019
7.	Mohammed Abdul Saleem	Executive Director	00061497	01/04/2020

Ensuring the eligibility of for the appointment/continuity of every Director on the Board is the responsibility of the management of the Company. Our responsibility is to express an opinion on these based on our verification. This certificate is neither an assurance as to the future viability of the Company nor of the efficiency or effectiveness with which the management has conducted the affairs of the Company.

Name: N.D. Satish
Designation: Practising Company Secretary
Membership No.: FCS No.10003
CP No.: 12400

Place: Bengaluru
Date: 3 August 2023

Annexure C

CEO and CFO Certification

We, Bahirji Ajai Ghorpade, Managing Director and Uttam Kumar Bhageria, Chief Financial Officer & Chief Risk Officer, certify that:

- a) We have reviewed financial statements and the cash flow statement For the year ended 31 March 2023 that to the best of our knowledge and belief:
 - i) These statements do not contain any materially untrue statement or omit any material fact or contain statements that might be misleading; and
 - ii) These statements together present a true and fair view of the Company's affairs and are in compliance with existing accounting standards, applicable laws and regulation.
- b) There are to the best of our knowledge and belief, no transactions entered into by the Company during the year, which are fraudulent, illegal or violative of the Company's code of conduct.
- c) We accept responsibility for establishing and maintaining internal controls for financial reporting and that we have evaluated the effectiveness of the internal control systems of the Company pertaining to financial reporting, deficiencies in the design or operation of such internal controls, if any, of which we are aware, have been disclosed to the auditors and the Audit Committee and steps have been taken or propose to be taken to rectify these deficiencies.
- d) We have indicated to the Auditors and Audit Committee:
 - (i) Significant changes, if any, in internal control over financial reporting during the year under reference;
 - (ii) Significant changes, if any, in accounting policies during the year requiring disclosures in the notes to the financial statements; and
 - (iii) Instances of significant frauds, if any, during the year with involvement therein, of the management or any employee having a significant role in the Company's internal control system over financial reporting.

For The Sandur Manganese & Iron Ores Limited

Place: Bengaluru
Date: 17 May 2023

Bahirji Ajai Ghorpade
Managing Director

Uttam Kumar Bhageria
Chief Financial Officer &
Chief Risk Officer

STATUTORY REPORTS

Annexure D

Certificate on Compliance with Code of Conduct

I, Bahirji Ajai Ghorpade, Managing Director do hereby certify and confirm that the Company has obtained from all the members of the Board and Senior Management, affirmation of their compliance with the Code of Conduct for Directors and Senior Management in respect of the financial year 2022-23.

Place: Bengaluru
Date: 17 May 2023

Bahirji Ajai Ghorpade
Managing Director
DIN: 08452844

Business Responsibility & Sustainability Report

Section A: General Disclosures

I. Details of the listed entity

1. Corporate Identity Number (CIN) of the Listed Entity	L85110KA1954PLC000759
2. Name of the Listed Entity	The Sandur Manganese & Iron Ores Limited
3. Year of incorporation	1954
4. Registered office address	'SATYALAYA', Door No. 266 (Old No. 80), Ward No. 1, Behind Taluka Office, Sandur - 583119, Ballari District, Karnataka.
5. Corporate address	Sandur House, No 9, Bellary Road, Sadashiva Nagar, Bengaluru - 560 080, Karnataka.
6. E-mail	secretarial@sandurgroup.com
7. Telephone	Tel: 08395 260301, Fax: 08395 260473
8. Website	www.sandurgroup.com
9. Financial year for which reporting is being done	Financial year 2022-23
10. Name of the Stock Exchange(s) where shares are listed	BSE Limited
11. Paid-up Capital	₹ 27,00,58,230/-
12. Name and contact details (telephone, email address) of the person who may be contacted in case of any queries on the BRSR report	Bijan Kumar Dash, Company Secretary +91 94484 97985 bijan.dash@sandurgroup.com

13. Reporting Boundary:

Reporting Boundary	Registered office located at SATYALAYA, Sandur, Bellary District, Karnataka Mines located at Deogiri, Subbarayanahalli, Kammathuru & Ramghad, Sandur taluk, Bellary District, Karnataka Plant located at Vyasanakere, Hosapete, Vijayanagara District, Karnataka Corporate office at Sandur House, No 9, Sadashivanagar, Bengaluru	The disclosure under this BRSR is on standalone basis unless otherwise stated.
--------------------	---	--

II. Products/services

14. Details of business activities (accounting for 90% of the turnover):

Sr. No.	Description of Main Activity	Description of Business Activity	% of Turnover of the entity
1	Mining	Manganese Ore Iron Ore	29
2	Ferroalloys	Silicomanganese	20
3	Coke and Energy	Coke Power	51

15. Products/Services sold by the entity (accounting for 90% of the entity's Turnover):

Sr. No.	Product/Service	NIC Code	% of total Turnover contributed
1	Manganese Ores	07293	7
2	Iron Ores	07100	22
3	Ferroalloys	24104	20
4	Coke	19101	48

III. Operations

16. Number of locations where plants and/or operations/offices of the entity are situated:

Location	Number of plants	Number of offices	Total
National	1	3	4
International	-	-	-

STATUTORY REPORTS

17. Markets served by the entity:

a. Number of locations where plants and/or operations/offices of the entity are situated:

Location	Number locations where plants and/or operations/offices of the entity are situated
National	4
International	-

b. What is the contribution of exports as a percentage of the total turnover of the entity?

All the Company's products are sold in Nationally.

c. A brief on types of customers:

The customers dealt with by the Company are mostly industrial customers, manufacturing steels and other allied products for end consumers.

IV. Employees

18. Details as at the end of Financial Year:

a. Employees and workers (including differently abled):

Sr. No.	Particulars	Total (A)	Male		Female	
			No. (B)	% (B/A)	No. (C)	% (C/A)
Employees						
1	Permanent (D)	447	402	90	45	10
2	Other than Permanent (E)	34	34	100	-	-
3	Total employees (D + E)	481	436	90.64	45	9.36
Workers						
4	Permanent (F)	1,813	1,672	92	141	8
5	Other than Permanent (G)	-	-	-	-	-
6	Total workers (F + G)	1,813	1,672	92	141	8

b. Differently abled Employees and workers:

Sr. No.	Particulars	Total (A)	Male		Female	
			No. (B)	% (B/A)	No. (C)	% (C/A)
Differently Abled Employees						
1	Permanent (D)	7	6	86	1	14
2	Other than Permanent (E)	-	-	-	-	-
3	Total differently abled employees (D + E)	7	6	86	1	14
Differently Abled Workers						
4	Permanent (F)	-	-	-	-	-
5	Other than Permanent (G)	-	-	-	-	-
6	Total differently abled workers (F + G)	-	-	-	-	-

19. Participation/Inclusion/Representation of women:

	Total (A)	No. and percentage of Females	
		No. (B)	% (B/A)
Board of Directors	7	1	14.28
Key Management Personnel	2	-	-

20. Turnover rate for permanent employees and workers

(Disclose trends for the past 3 years)

	Turnover rate in current FY 2022-23 (percentage)			Turnover rate in FY 2021-22 (percentage)			Turnover rate in FY 2020-21 (percentage)		
	Male	Female	Total	Male	Female	Total	Male	Female	Total
Permanent Employees	15.17	13.33	14.98	12.36	8.88	11.98	8.61	8.69	8.62
Permanent Workers	4.18	4.96	4.24	3.46	2.75	3.51	2.34	-	2.16

V. Holding, Subsidiary and Associate Companies (including joint ventures)

21. (a) Names of holding/subsidiary/associate companies/joint ventures

Sr. No.	Name of the holding/subsidiary	Indicate whether holding/Subsidiary/Associate/Joint Venture	% of shares held by listed entity	Does the entity indicated at column A, participate in the Business Responsibility initiatives of the listed entity? (Yes/No)
1	Skand Private Limited	Holding Company (52.34% Shares held in Listed Company)	Nil	No
2	Sandur Pellets Private Limited	Subsidiary	100%	No
3	Renew Sandur Green Energy Private Limited	Associate	49%	No

VI. CSR Details

22. Whether CSR is applicable as per Section 135 of Companies Act, 2013: Yes

i. Turnover (₹ lakh): 2,18,464.51

ii. Net worth (₹ lakh): 1,93,382.01

VII. Transparency and Disclosures Compliances

23. Complaints/Grievances on any of the principles (Principles 1 to 9) under the National Guidelines on Responsible Business Conduct (NGRBC):

Stakeholder group from whom complaint is received	Grievance Redressal Mechanism in Place (Yes/No) (If Yes, then provide web-link for grievance redress policy)	FY 2022-23 Current Financial Year			FY 2021-22 Previous Financial Year		
		Number of complaints filed during the year	Number of complaints pending resolution at close of the year	Remarks	Number of complaints filed during the year	Number of complaints pending resolution at close of the year	Remarks
Communities	Yes	Nil	Nil	NA	Nil	Nil	NA
Investors (other than shareholders)	Yes	Nil	Nil	NA	Nil	Nil	NA
Shareholders	Yes	17	Nil	NA	Nil	Nil	NA
Employees and workers	Yes	Nil	Nil	NA	Nil	Nil	NA
Customers	Yes	Nil	Nil	NA	Nil	Nil	NA
Value Chain Partners	Yes	Nil	Nil	NA	Nil	Nil	NA
Other (please specify)	Nil	Nil	Nil	NA	Nil	Nil	NA

STATUTORY REPORTS

24. Overview of the entity's material responsible business conduct issues:

Please indicate material responsible business conduct and sustainability issues pertaining to environmental and social matters that present a risk or an opportunity to your business, rationale for identifying the same, approach to adapt or mitigate the risk along-with its financial implications, as per the following format:

Sr. No.	Material issue identified	Indicate whether risk or opportunity (R/O)	Rationale for identifying the risk or opportunity	In case of risk, approach to adapt or mitigate	Financial implications of the R/O (Indicate positive or negative implications)
1	i. Business ethics ii. Corporate governance, transparency, and disclosures	R & O	<ul style="list-style-type: none"> Gain trust of different stakeholders Address reputational risk Improve brand image Attract talent and investment 	The Company has adopted various codes of conduct to conduct the affairs of the Company in a fair and transparent manner. The code of conduct and ethics policy inculcate good principles, values, and discipline in employees, vendors, customers, and other stakeholders while performance of their duties	<ul style="list-style-type: none"> Increased operational costs in Audit and various checks Punitive actions by regulators/legal authority
2	Conflict of interest involving members, employees and business partners	Risk	<ul style="list-style-type: none"> Increase business transparency Regulatory compliances Improve stakeholder's confidence 	The code of conduct of the Company contains the details regarding how to effectively manage conflicts	<ul style="list-style-type: none"> Increased operational costs in Audit and various checks Punitive actions by regulators/legal authority
3	Responsible production and consumptions	Risk & Opportunities	<ul style="list-style-type: none"> Gain trust of different stakeholders Address reputational risk Improve brand image Attract talent and investment 	<ul style="list-style-type: none"> Safe, sustainable and scientific mining Preserving earth's natural resources Product and process integration 	<ul style="list-style-type: none"> Investment opportunities Reduction of cost in long run Improve margin and profitability
4	Occupational health & safety	Risk	<ul style="list-style-type: none"> Health & safety impact Company's practice as a responsible organisation Effective health & safety performance assist in attracting and retaining quality talent 	<ul style="list-style-type: none"> The Company has an effective health and safety practices deployed in accordance with the policies and SOPs on health and safety measures The Company's Occupational Health & Safety Management Systems are in conformity with the OHSAS 9001:2015 Standards 	<ul style="list-style-type: none"> Reduction in operational cost Punitive actions under different legislation
5	Employee development & retention	Opportunity	<ul style="list-style-type: none"> Reduced turnover, reduced external hiring costs and a more engaged and committed workforce Mitigate risk of non-compliance Increased productivity Continuous upgradation of skills Changing expectation of the workforce and work environment 	Several welfare programmes have been carefully planned and effectively implemented over the years under the guidance of Company's founder Patron M. Y. Ghorpade, for more than 4,000 direct and indirect employees. The welfare programmes are tailored with priority for right to food, clothing, housing, medical care, and education	NA
6	Relationship management with different stakeholders i. Grievance redressal mechanism ii. Stakeholders Engagement iii. Conflict management	Opportunity	<ul style="list-style-type: none"> Essential for the success of businesses' operations Increased productivity and morale. Boost companies' social performance as an attractive employer. Better working relations with other stakeholders Brand image/reputation Long term value creation 	The Company has designated email ID's where the grievances can be sent by the stakeholders and the same is being replied in reasonable timeframe	NA

Sr. No.	Material issue identified	Indicate whether risk or opportunity (R/O)	Rationale for identifying the risk or opportunity	In case of risk, approach to adapt or mitigate	Financial implications of the R/O (Indicate positive or negative implications)
				<ul style="list-style-type: none"> The Company has adopted Code of Conduct and Ethics Policy to address the conflict of interest that may arise in the business of the Company. If an employee believes they may have a conflict of interest, then they should disclose such conflict of interest and seek directions from their supervisor, a member of senior management or the Company Secretary The Company engage with different stakeholders directly, through business meets, through AGM, quarterly communications through Stock Exchange, through websites and half yearly internal magazine, Sandur Antaranga 	
7	Human rights	Risk	<ul style="list-style-type: none"> Potential to negatively impact companies ESG performance Violation of Human Rights leads to regulatory, legal, and legislative challenges 	<ul style="list-style-type: none"> SMIORE has the practice to track and address any issues related to child labour, forced labour, involuntary labour and sexual harassment The Company caters to the right of the employees to work in just and favorable conditions (safe and healthy) and upholds the dignity of every individual associated with it. Policy on Prevention of Sexual Harassment (POSH) of the Company, promotes a free, fair and discrimination free working environment for employees and provides a mechanism for raising concerns and resolution of disputes 	<ul style="list-style-type: none"> Increased operational cost Punitive actions for human right violations Reputational/Brand images Operational inconvenience
8	GHG emissions	Risk	<ul style="list-style-type: none"> Reducing the GHG emissions is a vital component of a larger sustainability plan to mitigate the impact of climate change Mitigate the regulatory risk Cost savings through resource efficiency 	<p>We are measuring emissions on an annual basis and tracking the same to identify opportunities for reduction. The Company has taken up upgradation of its entire pollution control equipment to ensure that all emissions from plant operations are well within prescribed norms. Necessary environmental compliance report is filed on quarterly basis with Pollution Control Board. We are also increasing the contribution on renewables at our own premises substituting with cleaner fuels to reduce our Scope 1 and Scope II emissions.</p> <p>Ensuring energy efficient HEMM, DG Sets, Tippers thereby reducing the carbon footprint.</p>	<ul style="list-style-type: none"> Increased operational costs in the short term Cost saving through resource efficiency in long run Regulatory implications
9	Circular economy	Risk & Opportunity	<ul style="list-style-type: none"> Waste management at mines, plant and other locations are indispensable for maintaining salubrious environment Meet the regulatory requirements 	<ul style="list-style-type: none"> The Company has fully reclaimed and rehabilitated stabilised waste dump Masonry toe wall with vents is built prior to dumping of waste 	<ul style="list-style-type: none"> Increased operational costs in the short term Cost saving through resource efficiency in long run

STATUTORY REPORTS

Sr. No.	Material issue identified	Indicate whether risk or opportunity (R/O)	Rationale for identifying the risk or opportunity	In case of risk, approach to adapt or mitigate	Financial implications of the R/O (Indicate positive or negative implications)
			<ul style="list-style-type: none"> Ensures sustainable development Reduce negative impact on environment 	<ul style="list-style-type: none"> Out of the generated waste, some waste will be back filled in exhausted mine pits, some will be put as surface dumps & others will be used for backfilling/tail storage facility by having suitable embankment. All waste oil generated in the manufacturing process is collected through drain ports and stored in leak proof drum before being disposed of agencies duly authorized for recycling. The Ferro Manganese (FeMn) slag which was produced previously during FeMn production is recycled by converting into bricks and introducing in the raw material charge mix for Silicomanganese (SiMn) production. Likewise, the Company has enabled a vendor to set up a M-sand unit within the plant premises using SiMn slag. 	<ul style="list-style-type: none"> Regulatory implications
10	Afforestation	Risk & Opportunity	<ul style="list-style-type: none"> Environmental protection Meet regulatory requirements and requirement of Environmental Clearance Counter balance greenhouse emissions Protect flora and fauna of the region 	<ul style="list-style-type: none"> Fruit, fodder, and native species of plants are being cultivated by the Company to cater the needs of afforestation. Avenue plantation along haul road, external roads and on dump terraces. Till date 38 lakh saplings has been planted within and outside the lease area. The generated topsoil is used for plantation/afforestation work up to end of lease period. 	<ul style="list-style-type: none"> Increased operational costs in the short term Cost saving through resource efficiency in long run Regulatory implications
11	Energy management/zero net	Risk & Opportunity	<ul style="list-style-type: none"> Energy management reduces costs while reducing the risk of energy scarcity Effective energy management reduces the GHGs emissions and protects the environment To meet the statutory compliance 	<ul style="list-style-type: none"> The Company is targeting to generate its entire requirement of non-production energy from solar energy by installing solar products like water heaters, street lighting systems, home lighting systems, industrial power systems. With a focus to eliminate utilization of thermal coal for power generation for ferro alloys production, the Company has set-up Waste Heat Recovery Boilers and is producing power using waste heat from Coke Oven plant. The Waste Heat Recovery Boiler, which is a co-generation plant as classified by the Government of Karnataka, has potential to generate about 32 MW energy. 	<ul style="list-style-type: none"> Increased operational costs in the short term Cost saving through resource efficiency in long run Regulatory implications

Sr. No.	Material issue identified	Indicate whether risk or opportunity (R/O)	Rationale for identifying the risk or opportunity	In case of risk, approach to adapt or mitigate	Financial implications of the R/O (Indicate positive or negative implications)
				<ul style="list-style-type: none"> The Company has entered into Shareholder's Agreement and Power purchase agreement with Renew Power to use renewable power from solar and wind and meet the energy requirements. The Company is slowly inching towards meeting its energy requirements from renewable sources. 	
12	Community relationships	Opportunity	<ul style="list-style-type: none"> Build strong relationship with the communities in and around the vicinity where the Company operates Promote economic growth and improve standard of living in the areas through CSR interventions 	<ul style="list-style-type: none"> Continuous consultations are carried out with local communities in the buffer zone of the mining lease and the surroundings of the Plant during various stages of operations that could impact/affect community lives. The Company engages in robust focus group discussions with community leaders and local community stakeholders to address different areas of concern and sharing of information. Dedicated community liaison teams maintain regular and open dialogue with stakeholders, particularly local communities and undertake various community-related initiatives including preferential employment of local people, training, and skill-development of locals, promoting and assisting local small businesses and self-help activities. Based on such stakeholders' consultation, the Company has, in the interest of public, undertaken construction of 35 kilometres of external roads surrounding the mining area at a cost of ₹ 8,500 lakh to mitigate the impact of dust due to transportation of ores through trucks. The cost of construction of these external roads is being shared by other mining lessees and customers in the region. 	NA

Section B: Management and Process Disclosures

This Section is aimed at helping businesses demonstrate the structures, policies and processes put in place towards adopting the NGRBC Principles and Core Elements.

The National Voluntary Guidelines on Social, Environmental and Economic Responsibilities of Business ('NVGs') released by the Ministry of Corporate Affairs has adopted the following nine areas of Business Responsibility:

Principle 1:	Businesses should conduct and govern themselves with ethics, transparency and accountability
Principle 2:	Businesses should provide goods and services that are safe and contribute to sustainability throughout their life cycle
Principle 3:	Businesses should promote the wellbeing of all employees
Principle 4:	Businesses should respect the interests of, and be responsive towards all stakeholders, especially those who are disadvantaged, vulnerable and marginalized
Principle 5:	Businesses should respect and promote human rights

STATUTORY REPORTS

Principle 6:	Businesses should respect, protect, and make efforts to restore the environment
Principle 7:	Businesses, when engaged in influencing public and regulatory policy, should do so in a responsible manner
Principle 8:	Businesses should support inclusive growth and equitable development
Principle 9:	Businesses should engage with and provide value to their customers and consumers in a responsible manner

Disclosure Questions		P1	P2	P3	P4	P5	P6	P7	P8	P9
Policy & Management Process										
1	a. Whether your entity's policy/policies cover each principle and its core elements of the NGRBCs. (Yes/No)	Yes	Yes	Yes	Yes	Yes	Yes	Yes	Yes	Yes
	b. Has the policy been approved by the Board? (Yes/No)	Certain policies are approved by the Board of Directors and certain policies are internal and issued by Managing Director. Implementation of policy decision is carried out by the management.								
	c. Web Link of the Policies, if available	https://sandurgroup.com/policies Certain policies are internal to the Company and not placed on the website.								
2	Whether the entity has translated the policy into procedures. (Yes/No)	Yes	Yes	Yes	Yes	Yes	Yes	Yes	Yes	Yes
3	Do the enlisted policies extend to your value chain partners? (Yes/No)	No	No	No	No	No	No	No	No	No
4	Name of the national and international codes/certifications/ labels/standards (e.g. Forest Stewardship Council, Fairtrade, Rainforest Alliance, Trustea) standards (e.g. SA 8000, OHSAS, ISO, BIS) adopted by your entity and mapped to each principle.		ISO 9001: 2015	ISO 45001: 2018			ISO 14001: 2015			
5	Specific commitments, goals and targets set by the entity with defined timelines, if any.	* At the end of this Section.								
6	Performance of the entity against the specific commitments, goals and targets along-with reasons in case the same are not met.	NA								
Governance, leadership and oversight										
7	Statement by director responsible for the business responsibility report, highlighting ESG related challenges, targets and achievements (<i>listed entity has flexibility regarding the placement of this disclosure</i>).	** At the end of this Section.								
8	Details of the highest authority responsible for implementation and oversight of the Business Responsibility policy (ies).	Bijan Kumar Dash Company Secretary & Chief Compliance Officer								
9	Does the entity have a specified Committee of the Board/ Director responsible for decision making on sustainability related issues? (Yes/No). If yes, provide details.	Yes, The Board level Corporate Sustainability Committee (CSC) has been constituted for decision making on sustainability related issued. The details on CSC have been provided in the corporate governance report forming part of Annual Report.								
10 Details of Review of NGRBCs by the Company:										
Subject for Review	Indicate whether review was undertaken by Director/Committee of the Board/Any other Committee	Frequency (Annually/Half yearly/Quarterly/ Any other - please specify)								
		P1	P2	P3	P4	P5	P6	P7	P8	P9
Performance against above policies and follow up action										Yes, Annually
Compliance with statutory requirements of relevance to the principles, and, rectification of any non-compliances										Yes, Ongoing

11 Has the entity carried out independent assessment/evaluation of the working of its policies by an external agency? (Yes/No). If yes, provide name of the agency.	P1 P2 P3 P4 P5 P6 P7 P8 P9
	We periodically conduct a comprehensive internal audit of our policies and evaluate and monitor gaps found in the implementation of these policies.

*** Specific commitments, goals and targets set by the entity with defined timelines, if any**

Sr. No.	Specific commitment and goals	Timeline Mandatory/ voluntary	Performance/Status of implementation
1	Plantation shall be raised including green belt of adequate width by planting the native species around the Mining Lease (ML) area, plant sites, roads, Overburden dump sites etc. in consultation with the local DFO/Agriculture Dept. The density of the trees shall be around 2000 plants per hectare.	Mandatory	Ongoing
2	100% solid waste are reused and utilized	Mandatory	Ongoing
3	Recycle and reuse iron ore fines, coal and coke fines, lime fines and such other fines collected in the pollution control devices and vacuum cleaning devices the after in process briquetting/agglomeration.	Mandatory	Ongoing
4	Top soil shall be stacked properly with proper slope with adequate safeguards and shall be backfilled for reclamation and rehabilitation of mined out area.	Mandatory	Ongoing
5	Regular monitoring of ground water level and quality shall be carried out by establishing a network of existing wells and constructing new piezometers during the mining operation. The monitoring shall be carried out four times in a year.	Mandatory	Ongoing
6	Conservation measures for protection of flora and fauna in the core & buffer zone shall be drawn up in consultation with the local forest and wildlife department.	Mandatory	Ongoing
7	Fugitive dust emissions from all the sources be controlled regularly. Water spraying arrangement on haul roads, loading, and unloading and at transfer points be provided and properly maintained.	Mandatory	Ongoing
8	Occupational health surveillance program of the workers be undertaken periodically to observe any contractions due to exposure to dust and take corrective measures, if needed.	Voluntary	Ongoing
9	Industrial waste water (workshop and the waste water from the mines and plants) should be properly collected, treated so as to conform to the prescribed standards	Voluntary	Ongoing
10	A Final Mine Closure Plan, along with details of Corpus Fund, shall be submitted to the Ministry of Environment & Forests 5 years in advance of final mine closure for approval.	Mandatory	Complied

**** Statement by director responsible for the business responsibility report, highlighting ESG related challenges, targets and achievements**

The Company has pioneered working on sustainability issues from its inception. Development of local areas, community development, employee wellbeing, quality education, health care facilities, taking care of biodiversity, flora & fauna etc have been predominant aspects taken care by the Company and are part of the Company's philosophy and vision statement. During the course of the Company's development, these issues have become integral part of business and its culture. BRSR reporting will undoubtedly provide further thrust to understand and undertake already existing sustainability issues in a more systematic and meticulous manner. Host of issues ranging from environment protection, waste management, water management, renewable energy consumption, stakeholders' engagement, ethics, transparency, accountabilities etc. are being identified as key sustainability issues to be addressed now and in future too.

Mohammed Abdul Saleem
Director (Mines)
Director responsible for BRSR

STATUTORY REPORTS

12 If answer to question (1) above is “No” i.e. not all Principles are covered by a policy, reasons to be stated:

Questions	P1	P2	P3	P4	P5	P6	P7	P8	P9
The entity does not consider the Principles material to its business (Yes/No)									
The entity is not at a stage where it is in a position to formulate and implement the policies on specified principles (Yes/No)									
The entity does not have the financial or/human and technical resources available for the task (Yes/No)						Not Applicable			
It is planned to be done in the next financial year (Yes/No)									
Any other reason (please specify)									

Section C: Principle Wise Performance Disclosure

This Section is aimed at helping entities demonstrate their performance in integrating the Principles and Core Elements with key processes and decisions. The information sought is categorized as “Essential” and “Leadership”. While the essential indicators are expected to be disclosed by every entity that is mandated to file this report, the leadership indicators may be voluntarily disclosed by entities which aspire to progress to a higher level in their quest to be socially, environmentally and ethically responsible.

PRINCIPLE 1: BUSINESSES SHOULD CONDUCT AND GOVERN THEMSELVES WITH INTEGRITY, AND IN A MANNER THAT IS ETHICAL, TRANSPARENT AND ACCOUNTABLE.

Essential Indicators

1. Percentage coverage by training and awareness programs on any of the principles during the financial year:

Segment	Total number of training and awareness programmes held	Topics/principles covered under the training and its impact	%age of persons in respective category covered by the awareness Programmes
Board of Directors (BoD)	There are no separate training / awareness programme conducted covering any of the principles during the financial year.		100
Key Managerial Personnel (KMPs)	However, principles are discussed in the Board and committee meetings at different times as an ongoing activity.	Principle 1 to 9	100
Employees other than BoD and KMPs	The Company organize a month-long employee engage program in the named as Sandur Sambhrama undertaking several activities covered under different principles.	1. Code of conduct 2. Leadership 3. Behavioral 4. Environmental Sustainability 5. Employee engagement in the name of Sandur Sambhrama	100
Workers	The Company organize a month-long employee engage program in the name of Sandur Sambhrama undertaking several activities covered under different principles.	1. Occupational health & Safety training 2. Employee wellbeing in the name of Sandur Sambhrama	100

2. Details of fines/penalties/punishment/award/compounding fees/settlement amount paid in proceedings (by the entity or by directors/KMPs) with regulators/law enforcement agencies/judicial institutions, in the financial year, in the following format (Note: the entity shall make disclosures on the basis of materiality as specified in Regulation 30 of SEBI (Listing Obligations and Disclosure Obligations) Regulations, 2015 and as disclosed on the entity's website):

Monetary					
NGRBC Principle	Name of the regulatory/enforcement agencies/judicial institutions	Amount (In ₹)	Brief of the Case	Has an appeal been preferred? (Yes/No)	
Penalty/Fine					
Settlement		Nil			
Compounding Fee					

Non-Monetary				
NGRBC Principle	Name of the regulatory enforcement agencies/judicial institutions	Brief of the Case	Has an appeal been preferred? (Yes/No)	
Imprisonment				
Punishment		Nil		

3. Of the instances disclosed in Question 2 above, details of the appeal/revision preferred in cases where monetary or non-monetary action has been appealed.

Case details	Name of the regulatory/enforcement agencies/judicial Institutions
	Nil

4. Does the entity have an anti-corruption or anti-bribery policy? If yes, provide details in brief and if available, provide a web-link to the policy.

Yes, employee code of conduct policy contains stipulations on anti corruption and anti-bribery. It reads as under.

"Employees shall not, directly or indirectly, offer bribes or kickbacks, nor promise any other improper benefit for the purpose of influencing any customer, supplier, public official or any other person, nor will they, directly or indirectly, accept bribes, kickbacks or any other improper benefit which could influence or appear to influence them in the performance of their duties." <https://sandurgroup.com/policies>

5. Number of Directors/KMPs/employees/workers against whom disciplinary action was taken by any law enforcement agency for the charges of bribery/corruption:

	FY 2022-23 (Current Financial Year)	FY 2021-22 (Previous Financial Year)
Directors		
KMPs	Nil	Nil
Employees		
Workers		

6. Details of complaints with regard to conflict of interest:

	FY 2022-23 (Current Financial Year)		FY 2021-22 (Previous Financial Year)	
	Number	Remarks	Number	Remarks
Number of complaints received in relation to issues of Conflict of Interest of the Directors	Nil	NA	Nil	NA
Number of complaints received in relation to issues of Conflict of Interest of the KMPs				

STATUTORY REPORTS

7. Provide details of any corrective action taken or underway on issues related to fines/penalties/action taken by regulators/law enforcement agencies/judicial institutions, on cases of corruption and conflicts of interest:

Not Applicable

Leadership Indicators

1. Awareness programmes conducted for value chain partners on any of the principles during the financial year:

Total number of awareness programme held	Topic/Principles covered under the training	%age value chain partners covered (by value of business done with such partners) under the awareness programmes
	Nil	

2. Does the entity have processes in place to avoid/manage conflict of interests involving members of the Board? (Yes/No) If Yes, provide details of the same.

Yes, the Company receives requisite declaration from the Board Members and the KMPs on the entities they are interested in and ensures requisite approvals as required under the statute as well as the Company's policies are in place before transacting with such entities/individuals.

PRINCIPLE 2: BUSINESSES SHOULD PROVIDE GOODS AND SERVICES IN A MANNER THAT IS SUSTAINABLE AND SAFE

Essential Indicators

1. Percentage of R&D and capital expenditure (capex) investments in specific technologies to improve the environmental and social impacts of product and processes to total R&D and capex investments made by the entity, respectively.

	FY 2022-23 (Current Financial Year)	FY 2021-22 (Previous Financial Year)	Details of improvements in environmental and social impacts
	Nil	Nil	

2. a. Does the entity have procedures in place for sustainable sourcing? Yes

- b. If yes, what percentage of inputs were sourced sustainably?

Yes. Mining operations does not require sourcing of any raw material. In the case of ferro-alloys production major portion (about 85 %) of strategic raw material like manganese ore is from captive mines and is transported through road transportation. In case of coke production, 100% of strategic raw material which is coking coal is sourced through importing from different countries. The sustainable sourcing procedure adopted for coking coal procurement is by placing orders well in advance to schedule discharge of shipments and transportation through trucks/trains to meet consumption requirement. Sourcing of materials other than raw materials are from various sources. The Company strives to avail services of the local vendors.

3. Describe the processes in place to safely reclaim your products for reusing, recycling and disposing at the end of life, for (a) Plastics (including packaging) (b) E-waste (c) Hazardous waste and (d) other waste.

Hazardous Waste:

SMIORE has obtained authorization from Karnataka State Pollution Control Board (KSPCB) under the Hazardous and Other Wastes (Management and Trans boundary Movement) Rules, 2016 for generation, storage and safe disposal of the following type of hazardous wastes.

Category 5.1 used waste oil and

Category 5.2 oil soaked cotton waste

Used waste oil and oil-soaked cotton waste generated during maintenance of machinery and vehicles is flammable. Hence, these wastes are hazardous in nature.

The Company has well defined SOPs for generation, storage and safe disposal of Hazardous waste. All waste oil generated in the manufacturing process is collected through drain ports and stored in leak proof drum before being disposed off to agencies duly authorized for recycling.

Other waste:

Solid waste generation and its management		
Waste	Generation point	Disposal Methodology
Overburden	Mines	Landfilling
Coke fines	Coke Oven Plant	Used in sinter plant and sold to pellet plant
SiMn/FeMn slag	Ferroalloy plant	SiMn slag sold to cement industries and FeMn slags are reused
Baghouse dust	Ferroalloy plant	Resused in SiMn production
Sludge from combined ETP	ETP at plant	Disposed to secured landfill facilities

4. Whether Extended Producer Responsibility (EPR) is applicable to the entity's activities (Yes/No). If yes, whether the waste collection plan is in line with the Extended Producer Responsibility (EPR) plan submitted to Pollution Control Boards? If not, provide steps taken to address the same.

Not Applicable

Leadership Indicators

1. Has the entity conducted Life Cycle Perspective/Assessments (LCA) for any of its products (for manufacturing industry) or for its services (for service industry)? If yes, provide details in the following:

NIC Code	Name of Product/ Service	% of total Turnover contributed	Boundary for which the Life Cycle Perspective/ Assessment was conducted	Whether conducted by independent external agency (Yes/No)	Results communicated in public domain (Yes/No) If yes, provide the web-link
----------	--------------------------	---------------------------------	---	---	---

During the year the Company has not conducted any life cycle study of the products manufactured by the Company.

2. If there are any significant social or environmental concerns and/or risks arising from production or disposal of your products/services, as identified in the Life Cycle Perspective/Assessments (LCA) or through any other means, briefly describe the same along-with action taken to mitigate the same.

Name of the Product/Service	Description of the Risk/concern	Action Taken
-----------------------------	---------------------------------	--------------

During the year the Company has not conducted any life cycle study of the products manufactured by the Company.

3. Percentage of recycled or reused input material to total material (by value) used in production (for manufacturing industry) or providing services (for service industry).

Indicate input material	Recycled or re-used input material to total material	
	FY 2022-23 (Current Financial Year)	FY 2021-22 (Previous Financial Year)
Value of slag generated to total value of raw material for production of Ferroalloys	0.2	0.2

4. Percentage of the products and packaging reclaimed at end of life of products, amount (in tonnes) reused, recycled, and safely disposed, as per the following format:

	FY 2022-23 (Current Financial Year)			FY 2021-22 (Previous Financial Year)		
	Re-Used	Recycled	Safely	Re-Used	Recycled	Safely
Plastics (including packaging)		NA			NA	
E-waste		NA			NA	
Hazardous waste (MT)	-	2.73	-	-	2.57	-
Bio medical waste (MT)	-	0.263	-	-	0.9	-

5. Reclaimed products and their packaging materials (as percentage of products sold) for each product category.

Indicate product category	Reclaimed products and their packaging materials as % of total products sold in respective category
	Nil

STATUTORY REPORTS

PRINCIPLE 3: BUSINESSES SHOULD RESPECT AND PROMOTE THE WELL-BEING OF ALL EMPLOYEES, INCLUDING THOSE IN THEIR VALUE CHAINS.

Essential Indicators

1. a. Details of measures for the well-being of employees:

Category	% of employees covered by										
	Total (A)	Health Insurance		Accident Insurance		Maternity benefits		Paternity benefits		Day care Facilities	
		Number (B)	% (B/A)	Number (C)	% (C/A)	Number (D)	% (D/A)	Number (E)	% (E/A)	Number (F)	% (F/A)
Permanent employees											
Male	402				0	0%	-	-			
Female	45	*Please refer the note below			5	11%	-	-		#Please refer the note below	
Total	447				5	11%	-	-			
Other than Permanent employees											
Male	34				-	-	-	-			
Female	0	*Please refer the note below			-	-	-	-		#Please refer the note below	
Total	34				-	-	-	-			

b. Details of measures for the well-being of workers:

Category	% of workers covered by										
	Total (A)	Health Insurance		Accident Insurance		Maternity benefits		Paternity benefits		Day care Facilities	
		Number (B)	% (B/A)	Number (C)	% (C/A)	Number (D)	% (D/A)	Number (E)	% (E/A)	Number (F)	% (F/A)
Permanent workers											
Male	1,672				0	0%	-	-			
Female	141	*Please refer the note below			3	2%	-	-		#Please refer the note below	
Total	1,813				3	2%	-	-			
Other than Permanent workers											
Male	-	-	-	-	-	-	-	-	-	-	
Female	-	-	-	-	-	-	-	-	-	-	
Total	-	-	-	-	-	-	-	-	-	-	

*The Company maintains its own hospital & dispensaries at its registered office, mine locations and plant locations for treatment of employee's and their dependants. Employees are also eligible to avail 20% of their salaries as medical entitlements during illness. Besides all these, financial assistance is also provided to the employees for major illness.

#The Company maintains day care facilities at mines locations. However, during the year under review and previous years facilities were not availed by any employees.

2. Details of retirement benefits, for Current Financial Year and Previous Financial Year.

Benefit	FY 2022-23 Current Financial Year			FY 2021-22 Previous Financial Year		
	No of employees covered as a % of total employees	No of workers covered as a % of total workers	Deducted and deposited with the authority (Y/N/NA.)	No of employees covered as a % of total employees	No of workers covered as a % of total workers	Deducted and deposited with the authority (Y/N/NA.)
PF	100%	100%	Y	100%	100%	Y
Gratuity	100%	100%	Y	100%	100%	Y
ESI	4.47	7.55	Y	6.35	7.19	Y

Benefit	FY 2022-23 Current Financial Year			FY 2021-22 Previous Financial Year		
	No of employees covered as a % of total employees	No of workers covered as a % of total workers	Deducted and deposited with the authority (Y/N/NA.)	No of employees covered as a % of total employees	No of workers covered as a % of total workers	Deducted and deposited with the authority (Y/N/NA.)
Others - Please specify	Nil	Nil	Nil	Nil	Nil	Nil

3. Accessibility of workplaces

Are the premises/offices of the entity accessible to differently abled employees and workers, as per the requirements of the Rights of Persons with Disabilities Act, 2016? If not, whether any steps are being taken by the entity in this regard.

Yes

4. Does the entity have an equal opportunity policy as per the Rights of Persons with Disabilities Act, 2016? If so, provide a web-link to the policy.

The Company's code of conduct policy has stipulated the following points to deal with equal rights of employees.

Human Resource Relations, Health, Safety and Human Rights

- i) Employees have a right to work in a professional, respectful and safe workplace environment. SMIORE expects its employees to treat each other, customers and third-parties with respect and dignity. SMIORE has zero tolerance for harassment, including violence (verbal or physical), discrimination, sexual harassment, retaliation and any other form of abusive or inappropriate behaviour in the workplace.
- ii) SMIORE is committed to ensuring its employees are treated fairly, compensated appropriately, and hired and promoted without discrimination by reason of race, nationality, ethnic origin, colour, religion, age, gender, marital status, family status, sexual orientation, political belief or disability. Any employee whose actions are inconsistent with these principles will be disciplined, up to and including dismissal.
- iii) SMIORE shall establish and maintain safe working conditions and conduct its operations in an environmentally responsible manner in accordance with applicable environmental laws, regulations and standards.

5. Return to work and retention rates of permanent employees and workers that took parental leave.

Gender	Permanent employees		Permanent workers	
	Return to work rate	Retention rate	Return to work rate	Retention rate
Male	100	100	100	100
Female	100	100	100	100
Total	100	100	100	100

6. Is there a mechanism available to receive and redress grievances for the following categories of employees and worker? If yes, give details of the mechanism in brief.

	Yes/No (if Yes, then give details of the mechanism in brief)
Permanent workers	The Company has open door policy to address any kind of concern/grievances. The Company also conduct open sessions and town hall meetings to address any queries/concerns of employees. The Company has a Works Committee to address and redress grievances of employees.
Other than permanent workers	
Permanent employees	
Other than permanent employees	

STATUTORY REPORTS

7. Membership of employees and worker in association(s) or Unions recognised by the listed entity:

Category	FY 2022-23 (Current Financial Year)			FY 2021-22 (Previous Financial Year)		
	Total employees/workers in respective category (A)	No. of employees/workers in respective category, who are part of association(s) or Union (B)	% (B/A)	Total employees/workers in respective category (A)	No. of employees/workers in respective category, who are part of association(s) or Union (D)	% (D/C)
Total Permanent Employees	447	-	-	409	-	-
Male	402	-	-	364	-	-
Female	45	-	-	45	-	-
Total Permanent Workers	1,813	1,747	96.35	1,849	1,678	90.75
Male	1,672	1,608	96.17	1,704	1,541	90.45
Female	141	139	98.58	145	137	94.48

8. Details of training given to employees and workers:

Category	FY 2022-23 (Current Financial Year)					FY 2021-22 (Previous Financial Year)				
	Total (A)	On Health and safety measures		On Skill upgradation		Total (D)	On Health and safety measures		On Skill upgradation	
		Number (B)	% (B/A)	Number (C)	% (C/A)		Number (E)	% (E/D)	Number (F)	% (F/D)
Employees										
Male	402	402	100	383	95.27	364	351	96	364	100
Female	45	18	40	14	31.11	45	29	64	26	57.77
Total	447	420	94	397	88.81	409	380	93	390	95.35
Workers										
Male	1,672	1,618	96	589	35.22	1,704	1,616	95	759	44.54
Female	141	40	28	-	-	145	24	17	-	-
Total	1,813	1,658	91.45	589	32.48	1,849	1,640	89	759	41.04

9. Details of performance and career development reviews of employees and worker:

Category	FY 2022-23 (Current Financial Year)			FY 2021-22 (Previous Financial Year)		
	Total employees/workers in respective category (A)	No. of employees/workers in respective category, who are part of association(s) or Union (B)	% (B/A)	Total employees/workers in respective category (C)	No. of employees/workers in respective category, who are part of association(s) or Union (D)	% (D/C)
Total Permanent Employees	447	447	100	409	409	100
Male	402	402	100	364	364	100
Female	45	45	100	45	45	100
Total Permanent Workers	1,813	1,813	100	1,849	1,849	100
Male	1,672	1,672	100	1,704	1,704	100
Female	141	141	100	145	145	100

10. Health and safety management system:

a) Whether an occupational health and safety management system has been implemented by the entity? (Yes/No). If yes, the coverage such system? Yes, it covers all the employees and staffs working at mining locations and plant location.

b) What are the processes used to identify work-related hazards and assess risks on a routine and non-routine basis by the entity?

A well-defined safety observation system, hazard Identification and risk assessment procedures are in place. Some of them are enlisted below:

- 1) Hazard identification & risk assessment
- 2) Barrier health management
- 3) Quantitative risk assessment
- 4) Job safety analysis
- 5) Hazop
- 6) Inspections
- 7) Audits
- 8) Safety observation system

Refer occupational health & safety and safety measures of sustainability report 2022-23.

c) Whether you have processes for workers to report the work-related hazards and to remove themselves from such risks. (Y/N): Yes

d) Do the employees/worker of the entity have access to non-occupational medical and healthcare services? (Yes/No): Yes

11. Details of safety related incidents, in the following format:

	Category	FY 2022-23 (Current Financial Year)	FY 2021-22 (Previous Financial Year)
Lost Time Injury Frequency Rate (LTIFR) (per one million-person hours worked)	Employees	Nil	Nil
	Workers	Nil	Nil
Total recordable work-related injuries *	Employees	3	5
	Workers	15	33
No. of fatalities	Employees	Nil	Nil
	Workers	Nil	Nil
High consequence work-related injury or ill-health (excluding fatalities)	Employees	Nil	Nil
	Workers	Nil	Nil

*Total recordable injuries are minor injuries and the workers resumed work after minor treatment at plant. There were no injuries at mines during the financial year 2021-22 and 2022-23.

12. Describe the measures taken by the entity to ensure a safe and healthy at workplace:

Yes, occupational health and safety management system coverage is as per ISO 45001:2018. SMIORE recognises health and safety as an integral part of its operations by promoting “Zero Harm” in its operations and endeavors to prevent all injuries and work-related illnesses. It aspires to set the highest standards required to comply and exceed applicable statutory health and safety requirements. It provides appropriate trainings to employees, associates, contractors and suppliers to help them work safely. The system helps in assessing risks and provide controls on health and safety hazards in operations and activities. Regular assurance programs are conducted and timely actions are taken. The systems ensures that incidents are reported timely, investigated for root causes and deployment of lessons learnt across organisation.

13. Number of Complaints on the following made by employees and workers:

	FY 2022-23 (Current Financial Year)			FY 2021-22 (Previous Financial Year)		
	Filed during the year	Pending resolution at the end of year	Remarks	Filed during the year	Pending resolution at the end of year	Remarks
Working Conditions	Nil	Nil	Nil	Nil	Nil	Nil
Health & Safety	Nil	Nil	Nil	Nil	Nil	Nil

STATUTORY REPORTS

14. Assessment for the year:

	% of your plants and offices that were assessed (by entity or statutory authorities or third parties)
Health and safety practices	100% of plants and offices were assessed by entity or through third parties.
Working Conditions	

15. Provide details of any corrective action taken or underway to address safety-related incidents (if any) and on significant risks/concerns arising from assessments of health & safety practices and working conditions.

Refer occupational health & safety and safety measures of sustainability report 2022-23.

Leadership Indicators

1. Does the entity extend any life insurance or any compensatory package in the event of death of (A) Employees (Y/N) (B) Workers (Y/N): Yes

2. Provide the measures undertaken by the entity to ensure that statutory dues have been deducted and deposited by the value chain partners.

The Company is compliant to statutory dues of employees towards income tax, provident fund, professional tax, ESIC etc. as applicable from time to time.

The other value chain partners (vendors) are equally responsible to comply as per the contract which are verified from time to time as per the contract.

3. Provide the number of employees/workers having suffered high consequence work-related injury/ill-health/fatalities (as reported in Q11 of Essential Indicators above), who have been are rehabilitated and placed in suitable employment or whose family members have been placed in suitable employment:

	Total no. of affected employees/workers		No. of employees/workers that are rehabilitated and placed in suitable employment or whose family members have been placed in suitable Employment	
	FY 2022-23 (Current Financial Year)	FY 2021-22 (Previous Financial Year)	FY 2022-23 (Current Financial Year)	FY 2021-22 (Previous Financial Year)
Employees	Nil	Nil	Nil	Nil
Workers	Nil	Nil	Nil	Nil

4. Does the entity provide transition assistance programs to facilitate continued employability and the management of career endings resulting from retirement or termination of employment? (Yes/No)

Yes

5. Details on assessment of value chain partners:

	% of your plants and offices that were assessed (by entity or statutory authorities or third parties)
Health and safety practices	The Company expects its value chain partners to follow extant regulations, including health and safety practices and working conditions, these parameters are explicitly captured in the procurement contracts. Although no specific assessment has been carried out pertaining to health and safety practices and working conditions of value chain partners, periodic inspections of material value chain partners are performed.
Working Conditions	

6. Provide details of any corrective actions taken or underway to address significant risks/concerns arising from assessments of health and safety practices and working conditions of value chain partners.

Nil

PRINCIPLE 4: BUSINESSES SHOULD RESPECT THE INTERESTS OF AND BE RESPONSIVE TO ALL ITS STAKEHOLDERS

Essential Indicators

1. Describe the processes for identifying key stakeholder groups of the entity.

From the inception the Company depends on and deal with various external and internal parties to seamlessly perform the Company's operation. SMIORE maintains a dynamic and strategic stakeholder engagement process at its offices where it identifies key stakeholder groups from the larger universe of all possible stakeholders. This is done after considering the material influence each group has on the Company's ability to create value (and vice-versa). Through this mechanism, the Company has currently identified seven stakeholder groups: Shareholders, Board of Directors, Employees, Villagers/Local communities, Customers, Government Bodies, Supplier/Business partners.

2. List stakeholder groups identified as key for your entity and the frequency of engagement with each stakeholder group.

Stakeholder Group	Whether identified as vulnerable & marginalized group (Yes/No)	Channels of Communication (Email, SMS, Newspaper, Pamphlets, Advertisement, Community, Meetings, Notice Board, Website) Other	Frequency of engagement (Annually/Half Yearly/ Quarterly/Others – Please specify)	Purpose & scope of engagement including key topics and concerns raised during such engagement
Shareholders	No	<ul style="list-style-type: none"> Annual general meeting Periodic meetings Corporate regulatory disclosures Annual report Website 	Quarterly/Annually	<ul style="list-style-type: none"> Economic performance Capital allocation. Successful strategy implementation Business ethics ESG issues Environmental impact Regulatory issues
Employees	No	<ul style="list-style-type: none"> Employee induction Performance reviews Internal communications through Sandur Antaranga Company events Training and developments Policies & procedures Exit interviews 	Regular, Email, Half yearly news letter	<ul style="list-style-type: none"> Employee wellbeing Business ethics Diversity & inclusion Health & safety Training & development Sustainable workplace Compensation Succession planning
Villagers/Community	No	<ul style="list-style-type: none"> Day-to-day interactions & meetings Local initiatives and volunteering activities CSR activities, Donations and sponsorship Website 	As and when required	<ul style="list-style-type: none"> Environmental impact Community Wellbeing Industry practices

STATUTORY REPORTS

Stakeholder Group	Whether identified as vulnerable & marginalized group (Yes/No)	Channels of Communication (Email, SMS, Newspaper, Pamphlets, Advertisement, Community, Meetings, Notice Board, Website) Other	Frequency of engagement (Annually/Half Yearly/Quarterly/Others – Please specify)	Purpose & scope of engagement including key topics and concerns raised during such engagement
Customers	No	<ul style="list-style-type: none"> Day-to-day interactions & meetings Website Marketing material (e.g., annual reports, sustainability reports, social media, etc.) Exhibitions and conferences Business Development efforts Networking events 	Regular	<ul style="list-style-type: none"> Client wellbeing Privacy & security Responsiveness to their requirements Quality, safety and cost Business ethics Company impact on the environment
Government Bodies	No	<ul style="list-style-type: none"> Direct engagement through on-site, licensing department National development plans and programmes Audits Press releases Local forums 	As and when required	<ul style="list-style-type: none"> Alignment with national development plans & programmes Regulatory compliance Labour practices Transparency Community wellbeing National employment
Supplier & Business partners	No	<ul style="list-style-type: none"> Day to day interactions Supplier assessment and audit Regular meetings with key suppliers and subcontractors Supplier satisfaction survey 	Regular	<ul style="list-style-type: none"> Procurement practices Environmental impact & sustainability practices Business ethics Waste Management

Leadership Indicators

1. Provide the processes for consultation between stakeholders and the Board on economic, environmental, and social topics or if consultation is delegated, how is feedback from such consultations provided to the Board.

SMIORÉ's stakeholder engagement strategy seeks feedback on a regular basis, which is then integrated into the organization's medium and long-term strategy and planning exercises. This also enables the Company to promote the idea of shared growth and a common prosperous future for the society at large. The Company has formal mechanisms in place to engage key stakeholder groups in a constructive manner and collect valuable feedback, including on areas that are under the purview of the NGRBC Principles. This proves to be a valuable input for the risk assessment and strategy formulation process of the Company.

2. Whether stakeholder consultation is used to support the identification and management of environmental, and social topics (Yes/No). If so, provide details of instances as to how the inputs received from stakeholders on these topics were incorporated into policies and activities of the entity.

Many of the environmental and social management activities such as de-silting of tanks, construction of toilets, medical camps, etc., have been taken up in consultation with the stakeholders.

3. Provide details of instances of engagement with, and actions taken to, address the concerns of vulnerable/marginalized stakeholder groups.

Nil

PRINCIPLE 5: BUSINESSES SHOULD RESPECT AND PROMOTE HUMAN RIGHTS

Essential Indicators

1. Employees and workers who have been provided training on human rights issues and policy(ies) of the entity, in the following format:

	FY 2022-23 (Current Financial Year)			FY 2021-22 (Previous Financial Year)		
	Total (A)	No. of employees/workers covered (B)	% (B/A)	Total (C)	No. of employees/workers covered (D)	% (D/C)
Employees						
Permanent	Nil	Nil	Nil	Nil	Nil	Nil
Other permanent		Nil	Nil	Nil	Nil	Nil
Total Employees	Nil	Nil	Nil	Nil	Nil	Nil
Workers						
Permanent	Nil	Nil	Nil	Nil	Nil	Nil
Other permanent	Nil	Nil	Nil	Nil	Nil	Nil
Total Workers	Nil	Nil	Nil	Nil	Nil	Nil

2. Details of minimum wages paid to employees and workers, in the following format:

Category	FY 2022-23 (Current Financial Year)					FY 2021-22 (Previous Financial Year)				
	Total (A)	Equal to Minimum Wage		More than Minimum Wage		Total (D)	Equal to Minimum Wage		More than Minimum Wage	
		Number (B)	% (B/A)	Number (C)	% (C/A)		Number (E)	% (E/D)	Number (F)	% (F/D)
Employees										
Permanent										
Male	402	9	2.23%	393	97.76	364	356	97.8%	8	2.19%
Female	45	3	6.66%	42	93.33%	45	43	95.55	2	4.55%
Other than Permanent										
Male	34	0	0%	34	100%	27	27	100%	0	0%
Female	0	0	0%	0	100%	2	2	100%	0	0%
Workers										
Permanent										
Male	1,672	136	8.13%	1,536	91.86%	1,704	1,647	96.65%	57	3.45%
Female	141	5	3.54%	136	96.45%	145	140	96.55%	5	3.44%
Other than Permanent										
Male	-	-	-	-	-	-	-	-	-	-
Female	-	-	-	-	-	-	-	-	-	-

STATUTORY REPORTS

3. Details of remuneration/salary/wages, in the following format:

Gender	Male		Female	
	Number	Median remuneration/salary/wages of respective category	Number	Median remuneration/salary/wages of respective category
Board of Directors (BoD)*	2	5,50,32,040	Nil	Nil
Key Managerial Personnel	2	1,80,42,336	Nil	Nil
Employees other than BoD and KMP	398	39,15,49,632	45	2,63,25,302
Workers	1,672	50,78,20,972	141	3,46,14,768

*The details of Directors' remuneration provided above are of executive directors. Remuneration given to all other directors is provided in other part of annual report. Please refer page no 97.

4. Do you have a focal point (Individual/Committee) responsible for addressing human rights impacts or issues caused or contributed to by the business? (Yes/No)

Yes, The Company has Corporate Sustainability Committee for addressing human rights issues.

5. Describe the internal mechanisms in place to redress grievances related to human rights issues:

The Company has put in place a robust Grievance Redressal process for investigation of employee concerns and has instituted a Code of Conduct that clearly delineates employee responsibilities and acceptable employee conduct. All employees can put in a written grievance letter through respective HR departments. The issue once registered is duly addressed through a High Level Committee constituted for the purpose. The Company has also constituted a Works Committee and a Welfare Committee for the purpose.

6. Number of Complaints on the following made by employees and workers:

	FY 2022-23 (Current Financial Year)			FY 2021-22 (Previous Financial Year)		
	Filed during the year	Pending resolution at the end of year	Remarks	Filed during the year	Pending resolution at the end of year	Remarks
Sexual Harassment	Nil	Nil	Nil	Nil	Nil	Nil
Discrimination at workplace	Nil	Nil	Nil	Nil	Nil	Nil
Child Labour	Nil	Nil	Nil	Nil	Nil	Nil
Forced Labour/ Involuntary Labour	Nil	Nil	Nil	Nil	Nil	Nil
Wages	Nil	Nil	Nil	Nil	Nil	Nil
Other human rights related issues	Nil	Nil	Nil	Nil	Nil	Nil

7. Mechanisms to prevent adverse consequences to the complainant in discrimination and harassment cases:

The Company has adopted different policies in order to prevent adverse consequences to the complaint in discrimination and harassment case. The details of policies are.

Code of Conduct

Whistle Blower Policy

8. Do human rights requirements form part of your business agreements and contracts? (Yes/No)

Yes

9. Assessment for the year:

	% of your plants and offices that were assessed (by entity or statutory authorities or third parties)
Child labour	Nil
Forced/voluntary labour	Nil
Sexual harassment	Nil
Discrimination at workplace	Nil
Wages	Nil
Others - Specify	Nil

10. Provide details of any corrective actions taken or underway to address significant risks/concerns arising from the assessments at Question 9 above.

There were no significant risks or concerns (considering Q9)

Leadership Indicators

1. Details of a business process being modified/introduced as a result of addressing human rights grievances/complaints:

As there were no Human Rights issues in FY23 no business process was modified/introduced due to this.

2. Details of the scope and coverage of any Human rights due-diligence conducted:

Nil

3. Is the premise/office of the entity accessible to differently abled visitors, as per the requirements of the Rights of Persons with Disabilities Act, 2016?

Yes, all premises and offices are accessible to differently abled visitors.

4. Details on assessment of value chain partners:

	% of your plants and offices that were assessed (by entity or statutory authorities or third parties)
Child labour	
Forced/voluntary labour	
Sexual harassment	
Discrimination at workplace	The process is not in place and to be assessed
Wages	
Others - Specify	

5. Provide details of any corrective actions taken or underway to address significant risks/concerns arising from the assessments at Question 4 above.

No formal assessment was carried out.

PRINCIPLE 6: BUSINESSES SHOULD RESPECT AND MAKE EFFORTS TO PROTECT AND RESTORE THE ENVIRONMENT

Essential Indicators

1. Details of total energy consumption (in Gigajoules) and energy intensity, in the following format:

Parameter		FY 2022-23	FY 2021-22
Total electricity consumption (A)		86,587.69	1,24,154.31
Total fuel consumption (B)		1,92,323.16	2,08,286.09
Energy consumption through other sources (C)	Green Energy (Solar)	1,366.64	1,022.36
	Clean Energy (WHRB)*	17,13,834.00	16,01,686.80
Total energy consumption (A+B+C)		19,94,111.50	19,35,149.56

STATUTORY REPORTS

Parameter	FY 2022-23	FY 2021-22
Energy intensity per rupee of turnover (Total energy consumption/turnover in rupees)	0.0000913	0.0000847
Energy intensity (optional) - the relevant metric may be selected by the entity		

*WHRB - Waste Heat Recovery Boiler

Note: Indicate if any independent assessment/evaluation/assurance has been carried out by an external agency? No

2. Does the entity have any sites/facilities identified as designated consumers (DCs) under the Performance, Achieve and Trade (PAT) Scheme of the Government of India? (Y/N) If yes, disclose whether targets set under the PAT scheme have been achieved. In case targets have not been achieved, provide the remedial action taken, if any.

Not Applicable.

3. Provide details of the following disclosures related to water, in the following format:

Parameter	FY 2022-23 (Current Financial Year)	FY 2021-22 (Previous Financial Year)
Water withdrawal by source (in kilolitres)		
(i) Surface water	4,32,595	3,85,194
(ii) Groundwater	2,09,672	2,37,250
(iii) Third party water	1,456	1,595
(iv) Seawater/desalinated water	NA	NA
(v) Others	NA	NA
Total volume of water withdrawal (in kilolitres) (i + ii + iii + iv + v)	6,43,723	6,24,039
Total volume of water consumption (in kilolitres)	6,43,723	6,24,039
Water intensity per rupee of turnover (Water consumed/turnover)	0.00003	0.00003
Water intensity (optional) - the relevant metric may be selected by the entity		

Note: Indicate if any independent assessment/evaluation/assurance has been carried out by an external agency? (Y/N) If yes, name of the external agency. No

4. Has the entity implemented a mechanism for Zero Liquid Discharge? If yes, provide details of its coverage and implementation.

SMIORE understands the need for efficient management of water resources and has adopted the principle of 'Zero Liquid Discharge' in all its operational units, further enhancing our sustainability efforts. Wastewater/blow down water generated in CFBC boiler, WHRB boiler is being treated and reused for maintaining green belt plantations, gardens and dust suppression. Similarly, wastewater generated at cooling towers of Ferro Alloy Furnaces is being used for slag granulation, coke quenching and dust suppression.

SMIORE has installed 1 X 250 KLD capacity, and 1 X 100 KLD capacity Sewage Treatment Plant (STP) with state-of-the-art Moving Bed Biofilm Reactor (MBBR) technology to treat domestic sewage generated from SMIORE colonies at Mines. Treated water is reused for dust suppression and green belt plantation maintenance.

5. Please provide details of air emissions (other than GHG emissions) by the entity, in the following format:

Parameter	Please specify unit	FY 2022-23 (Current Financial Year)	FY 2021-22 (Previous Financial Year)
NOx	KG	1,99,681.92	2,41,407.26
SOx	KG	3,05,351.15	9,73,285.96

Parameter	Please specify unit	FY 2022-23 (Current Financial Year)	FY 2021-22 (Previous Financial Year)
Particulate matter (PM)	KG	23,278.86	38,224.37
Persistent organic pollutants (POP)		NA	NA
Volatile organic compounds (VOC)		NA	NA
Hazardous air pollutants (HAP)		NA	NA
Others-please Specify		NA	NA

Note: Indicate if any independent assessment/evaluation/assurance has been carried out by an external agency? No

6. Provide details of greenhouse gas emissions (Scope 1 and Scope 2 emissions) & its intensity, in the following format:

Parameter	Unit	FY 2022-23 (Current Financial Year)	FY 2021-22 (Previous Financial Year)
Total Scope 1 emissions (Break-up of the GHG into CO ₂ , CH ₄ , N ₂ O, HFCs, PFCs, SF ₆ , NF ₃ , if available)	t CO ₂ e	1,33,172.73	1,16,814.74
Total Scope 2 emissions (Break-up of the GHG into CO ₂ , CH ₄ , N ₂ O, HFCs, PFCs, SF ₆ , NF ₃ , if available)	t CO ₂ e	17,197.28	24,658.43
Total Scope 1 and Scope 2 emissions per rupee of Turnover		0.00000688	0.00000619
Total Scope 1 and Scope 2 emission intensity (optional) - the relevant metric may be selected by the entity			

Note: Indicate if any independent assessment/evaluation/assurance has been carried out by an external agency? No

7. Does the entity have any project related to reducing Green House Gas emission? If Yes, then provide details. Please refer Sustainability report for the year 2022-23, Section energy management.
8. Provide details related to waste management by the entity, in the following format:

Parameter		FY 2022-23	FY 2021-22
Total Waste generated (in Tonnes)			
Plastic waste (A)		NA	NA
E-waste (B)		NA	NA
Bio-medical Waste (C)	Category	Quantity	Quantity
	Yellow	0.042	0.526
	Red	0.114	0.203
	White	0.014	0.044
	Blue	0.093	0.127
	Total	0.263	0.900
Construction and demolition waste (D)		NA	NA
Battery waste (E)		Nil	Nil
Radioactive waste (F)		NA	NA

STATUTORY REPORTS

Parameter		FY 2022-23	FY 2021-22
Other Hazardous waste. Category (5.1)		2.61	2.53
Please specify, if any. (G) Category (5.2)		0.119	0.040
Other Non-hazardous waste generated (H). Please specify, if any.			
a. Si Mn Slag (Silico-Manganese Slag)		49,720.60	34,113.00
b. Bag house dust (Break-up by composition i.e., by materials relevant to the sector)		5,132.00	4,200.00
Total (A+B + C + D + E + F + G + H)		54,855.59	38,316.47
For each category of waste generated, total waste recovered through recycling, re-using or other recovery operations (in metric tons)			
Category of waste			
(i) Recycled			
(ii) Re-used Bag house dust		5,132.00	4,200.00
(iii) Other recovery operations			
Total		5,132.00	4,200.00
For each category of waste generated, total waste disposed by nature of disposal method (in metric tons)			
Category of waste			
(i) Incineration		Nil	Nil
(ii) Landfilling*		Nil	Nil
(iii) Other disposal operations Disposed to authorized recycler			
a. 5.1 Used spent oil		2.61	2.53
b. 5.2 Waste residues containing oil		0.12	0.04
c. Si Mn Slag		49,720.60	34,113.00
Total		49,723.33	34,115.57

*Landfilling done through mining process has not been considered.

Note: Indicate if any independent assessment/evaluation/assurance has been carried out by an external agency? No

9. Briefly describe the waste management practices adopted in your establishments. Describe the strategy adopted by your Company to reduce usage of hazardous and toxic chemicals in your products and processes and the practices adopted to manage such wastes.

Please refer point no 3 of principle 2.

10. If the entity has operations/offices in/around ecologically sensitive areas (such as national parks, wildlife sanctuaries, biosphere reserves, wetlands, biodiversity hotspots, forests, coastal regulation zones etc.) where environmental approvals/clearances are required, please specify details in the following format:

Sr. No.	Location of operations/offices	Type of Operations	Whether the conditions of environmental approval/clearance are being complied with? (Y/N) If no, the reasons thereof and corrective action taken, if any.
1	Deogiri, Subbarayanahalli, Kammathuru, Ramghad of Sandur Taluk, Bellary District, Karnataka	Mining	Complied

STATUTORY REPORTS

2. Provide the following details related to water discharged: *

Parameter	FY 2022-23 (Current Financial Year)	FY 2021-22 (Previous Financial Year)
Water discharge by destination and level of treatment (in kilolitres): Nil *		
(i) To Surface water	-	-
- No treatment	-	-
- With treatment – please specify level of Treatment	-	-
(ii) To Groundwater	-	-
- No treatment	-	-
- With treatment – please specify level of Treatment	-	-
(iii) To Seawater	-	-
- No treatment	-	-
- With treatment – please specify level of Treatment	-	-
(iv) Sent to third-parties	-	-
- No treatment	-	-
- With treatment – please specify level of Treatment	-	-
(v) Others	-	-
- No treatment	-	-
- With treatment – please specify level of Treatment	-	-
Total water discharged (in kilolitres)	-	-

*The wastewater is treated and reused in various plant processes, green belt maintenance and dust suppression. Water is not discharged into surface water bodies, groundwater, the sea or any other natural water sources.

Note: Indicate if any independent assessment/evaluation/assurance has been carried out by an external agency? No

3. Water withdrawal, consumption and discharge in areas of water stress (in kilolitres): Nil

For each facility/plant located in areas of water stress, provide the following information:

- (i) Name of the area
- (ii) Nature of operations
- (iii) Water withdrawal, consumption and discharge in the following format:

Parameter	FY 2022-23 (Current Financial Year)	FY 2021-22 (Previous Financial Year)
Water withdrawal by source (in kilolitres): Nil		
(i) Surface water	-	-
(ii) Groundwater	-	-
(iii) Third party water	-	-
(iv) Seawater/desalinated water	-	-
(v) Others	-	-
Total volume of water withdrawal (in kilolitres)	-	-
Total volume of water consumption (in kilolitres)	-	-
Water intensity per rupee of turnover (Water consumed/turnover)	-	-
Water intensity (optional) – the relevant metric may be selected by the Entity	-	-

Parameter	FY 2022-23 (Current Financial Year)	FY 2021-22 (Previous Financial Year)
Water discharge by destination and level of treatment (in kilolitres): Nil *		
(i) Into Surface water	-	-
- No treatment	-	-
- With treatment – please specify level of Treatment	-	-
(ii) Into Groundwater	-	-
- No treatment	-	-
- With treatment – please specify level of Treatment	-	-
(iii) Into Seawater	-	-
- No treatment	-	-
- With treatment – please specify level of Treatment	-	-
(iv) Sent to third-parties	-	-
- No treatment	-	-
- With treatment – please specify level of Treatment	-	-
(v) Others	-	-
- No treatment	-	-
- With treatment – please specify level of Treatment	-	-
Total water discharged (in kilolitres)	-	-

Note: Indicate if any independent assessment/evaluation/assurance has been carried out by an external agency? No

*The wastewater is treated and reused in various plant processes, green belt maintenance and dust suppression. Water is not discharged into surface water bodies, groundwater, the sea or any other natural water sources.

4. Please provide details of total Scope 3 emissions & its intensity, in the following format:

Parameter	Unit	FY 2022-23 (Current Financial Year)	FY 2021-22 (Previous Financial Year)
Total Scope 3 emissions (Break-up of the GHG into CO ₂ , CH ₄ , N ₂ O, HFCs, PFCs, SF ₆ , NF ₃ , if available)	<i>Metric tonnes of CO₂ Equivalent</i>		
Total Scope 3 emissions per rupee of turnover		Not been calculated	
Total Scope 3 emissions intensity (optional) – the relevant metric may be selected by the entity			

Note: Indicate if any independent assessment/evaluation/assurance has been carried out by an external agency? No

5. With respect to the ecologically sensitive areas reported at Question 10 of Essential Indicators above, provide details of significant direct & indirect impact of the entity on biodiversity in such areas along-with prevention and remediation activities:

Nil

STATUTORY REPORTS

6. If the entity has undertaken any specific initiatives or used innovative technology or solutions to improve resource efficiency, or reduce impact due to emissions/effluent discharge/waste generated, please provide details of the same as well as outcome of such initiatives, as per the following format:

Sr. No.	Initiative undertaken	Details of the initiative (Web-link, if any, may be provided along-with summary)	Outcome of the initiative
1	Renewable energy-based power plant at Kudligi	SMIORE has entered into an equity-based agreement with Renew Green Energy Solutions Pvt. Ltd., to develop a state-of-the-art power plant that combines wind and solar energy to generate sustainable electricity.	Expected to generate 33 MW solar and 9.9 MW wind energy and aims to reduce carbon emissions.
2	Renewable Energy (Solar Installations)	On-grid and off-grid solar installations at mines to cater the electricity need. Installation of Flat Plate Collector (FPC) solar water heating system, solar streetlights, home lighting and solar pumps, etc., at registered office, mines, and residential colonies.	3,79,623.30 kWh renewable energy generation in FY 2022-23.
3	Clean Energy	Two number of Waste Heat Recovery Boilers (WHRB) having 60 TPH capacity electricity generation were installed to recover heat from the waste gas produced by non-recovery type of coke oven.	47,60,65,000 kWh clean energy was generated in FY 2022-23 that contributed to to 85.94% of SMIORE's total energy consumption.
4	Installation of Variable Frequency Drive (VFD) for ID fans and FD fans	VFDs are installed for the ID fans and FD fans at power plant and ferro alloy plant for energy conservation. VFDs allow motors to operate at a variable speed hence reduce the energy consumption of the equipment and saves energy.	Approximately 2,000 kWh energy per year is conserved.
5	Installation of Air-Cooled Condenser (ACC)	Air cooled condenser is a direct dry cooling system that uses ambient air to extract the sensible heat and latent heat of condensation released by the exhaust steam from turbines.	ACC has almost 1/3 rd water footprint as compared to a conventional Water-Cooled Condenser (WCC). Approximately, 2,000 cubic meter of water is saved per day.
6	Sewage Treatment Plant (STP) and Effluent Treatment Plant (ETP)	Domestic effluents are treated in state-of-the-art Moving Bed Biofilm Reactor (MBBR) technology based STP and trade effluents are treated in ETP. Treated water is reused in various processes, plantation maintenance and dust suppression.	350 cubic meter of water is treated every day.

7. Does the entity have a business continuity and disaster management plan? Give details in 100 words/web link.

The Company has a Business Continuity Policy (BCP). The main objective of BCP is to maintain business continuity under disruptive incidents with an aim to minimize impact on:

- Human life and other living beings;
- Environment and related eco systems;
- Economic losses;
- All stakeholders (such as investors, employees).

To make this BCP more robust, the Company plans training and awareness sessions across the mines and plant locations. Apart from training, BCP testing is done periodically to check its efficacy and improving it further based on the gaps observed during testing.

8. Disclose any significant adverse impact to the environment, arising from the value chain of the entity. What mitigation or adaptation measures have been taken by the entity in this regard: Nil

9. Percentage of value chain partners (by value of business done with such partners) that were assessed for environmental impacts: Not yet been assessed

PRINCIPLE 7: BUSINESSES, WHEN ENGAGING IN INFLUENCING PUBLIC AND REGULATORY POLICY, SHOULD DO SO IN A MANNER THAT IS RESPONSIBLE AND TRANSPARENT

Essential Indicators

1. a. Number of affiliations with trade and industry chambers/associations.
- b. List the top 10 trade and industry chambers/associations (determined based on the total members of such body) the entity is a member of/affiliated to:

S. No.	Name of the trade and industry chambers/associations	Reach of trade and industry chambers/associations (State/National)
1	Federation of Indian Mineral Industries ('FIMI')	National
2	Indian Ferro Alloy Producers Association ('IFAPA')	National
3	Associated Chambers of Commerce and Industry of India ('ASSOCHAM')	National
4	Mines Safety Association of Karnataka	State
5	Mines Environment & Mineral Conservation Association	State

2. Provide details of corrective action taken or underway on any issues related to anti-competitive conduct by the entity, based on adverse orders from regulatory authorities:

Name of Authority	Brief of case	Corrective action taken
No adverse orders received from regulatory authorities for anti-competitive conduct.		

Leadership Indicators

Details of public policy positions advocated by the entity:

S. No.	Public policy advocated	Method resorted for such advocacy	Whether information available in public domain? (Yes/No)	Frequency of review by Board
Nil				

PRINCIPLE 8: BUSINESSES SHOULD PROMOTE INCLUSIVE GROWTH AND EQUITABLE DEVELOPMENT.

Essential Indicators

1. Details of Social Impact Assessments (SIA) of projects undertaken by the entity based on applicable laws, in the current financial year:

Name & Brief details of the project	SIA notification number	Date of notification	Whether conducted by independent external agency (Yes/No)	Results communicated in public domain (Yes/No)	Relevant web link
Nil					

2. Provide information on project(s) for which ongoing Rehabilitation and Resettlement (R&R) is being undertaken by your entity, in the following format:

Sl. No	Name of project for which R&R is ongoing	State	District	No of affected families (PAFs)	% of PAFs covered by R&R	Amounts paid to PAFs in the FY (in ₹)
Not Applicable						

3. Describe the mechanisms to receive and redress grievances of the community:

All grievances could be submitted at investors@sandurgroup.com. The grievances of the community could also be sent to any of the plant locations HR / Admin teams who will handle the same.

STATUTORY REPORTS

4. Percentage of input material (inputs to total inputs by value) sourced from suppliers:

Parameter	FY 2022-23 Current Financial Year (percentage)	FY 2021-22 Current Financial Year (percentage)
Directly sourced from MSMEs/Small producers	17.34	25.48
Sourced directly from within the district and neighbouring districts	54.00	40.54

Leadership Indicators

1. Provide details of actions taken to mitigate any negative social impacts identified in the Social Impact Assessments (Reference: Question 1 of Essential Indicators above):

Details of negative social impact identified	Corrective action taken
No SIA was done in the current financial year	

2. Provide the following information on CSR projects undertaken by your entity in designated aspirational districts as identified by government bodies:

S. No.	State	Aspirational Director	Amount spent INR
Not Applicable			

3. (a) Do you have a preferential procurement policy where you give preference to purchase from suppliers comprising marginalized/vulnerable groups? (Yes/No)

(b) From which marginalized/vulnerable groups do you procure?

(c) What percentage of total procurement (by value) does it constitute?

No, we do not have a policy on this yet.

4. Details of the benefits derived and shared from the intellectual properties owned or acquired by your entity (in the current financial year), based on traditional knowledge:

S. No.	Intellectual property based on traditional knowledge	Owned/Acquired (Yes/No)	Benefit shared (Yes/No)	Basis of calculating benefit shared
Nil				

5. Details of corrective actions taken or underway, based on any adverse order in intellectual property related disputes wherein usage of traditional knowledge is involved:

Name of Authority	Brief of case	Corrective action taken
Nil		

6. Details of beneficiaries of CSR Projects:

S. No.	CSR Project	Name of persons benefitted from CSR projects	% of beneficiaries from vulnerable and marginalized group
Not assessed			

PRINCIPLE 9: BUSINESSES SHOULD ENGAGE WITH AND PROVIDE VALUE TO THEIR CONSUMERS IN A RESPONSIBLE MANNER.

Essential Indicators

1. Describe the mechanisms in place to receive and respond to consumer complaints and feedback.

Customer complains and feedback can be received through following ways:

- 1) Email communication with the personnel from marketing department
- 2) investors@sandurgroup.com
- 3) Website: <https://www.sandurgroup.com/connect-with-us>

2. Turnover of products and/services as a percentage of turnover from all products/service that carry information about:

As a percentage to total turnover	
Environment and social parameters relevant to the product	The Company is in the business of mining, manufacturing of ferroalloys, coke and energy. The product dealt by the Company are the input for steel manufacturing and supplied to the steel manufacturers. Hence, the products do not require to carry any information mentioned under this point.
Safe and responsible usages	
Recycling and/or safe disposal	

3. Number of consumer complaints in respect of the following:

	FY 2022-23 (Current Financial Year)		Remarks	FY 2021-22 (Previous Financial Year)		Remarks
	Received during the year	Pending resolution at the end of year		Received during the year	Pending resolution at the end of year	
Data privacy	There have been no consumer complaints received in respect of these points.			There have been no consumer complaints received in respect of these points.		
Advertising						
Cyber security						
Delivery of essential services						
Restrictive trade practices						
Unfair trade practices						
Others						

4. Details of instances of product recalls on account of safety issues:

	Number	Reasons for recall
Voluntary recalls	Nil	N.A.
Forced recalls		

STATUTORY REPORTS

5. Does the entity have a framework/policy on cyber security and risks related to data privacy? (Yes/No) If available, provide a web-link of the policy:

Yes. The Company has under the Code of Conduct policy, included the Cyber security, including data and information security. The Company also has a Board Level Committee on 'Risk management' and framed risk management policy covering Cyber Security Risk.

6. Provide details of any corrective actions taken or underway on issues relating to advertising, and delivery of essential services; cyber security and data privacy of customers; re-occurrence of instances of product recalls; penalty/action taken by regulatory authorities on safety of products/services:

Not Applicable

Leadership Indicators

1. Channels/platforms where information on products and services of the entity can be accessed (provide web link, if available).

All information regarding business of the Company can be accessed through the Company's website and in its periodic disclosures such as the annual report and other reports.

Link: <https://www.sandurgroup.com/>

2. Steps taken to inform and educate consumers about safe and responsible usage of products and/or services.

Not Applicable: The Sandur Manganese & Iron Ores Limited deals with products like Manganese ore, Iron ore, Silico Manganese, Ferromanganese, Coke and energy and it is not directly involved in the distribution services to the consumer.

3. Mechanisms in place to inform consumers of any risk of disruption/discontinuation of essential services.

Not Applicable: The Sandur Manganese & Iron Ores Limited deals with products like Manganese ore, Iron ore, Silico Manganese, Ferromanganese, Coke and energy and it is not directly involved in the distribution services to the consumer.

4. Does the entity display product information on the product over and above what is mandated as per local laws? (Yes/No/Not Applicable) If yes, provide details in brief. Did your entity carry out any survey with regard to consumer satisfaction relating to the major products/services of the entity, significant locations of operation of the entity or the entity as a whole? (Yes/No)

Not Applicable: The Sandur Manganese & Iron Ores Limited deals with products like Manganese ore, Iron ore, Silico Manganese, Ferromanganese, Coke and energy and it is not directly involved in the distribution services to the consumer.

5. Provide the following information relating to data breaches:

- a. Number of instances of data breaches along-with impact: None
- b. Percentage of data breaches involving personally identifiable information of customers: Not Applicable

Independent Auditor's Report

To The Members of The Sandur Manganese & Iron Ores Limited

Report on the Audit of the standalone financial statements

Opinion

We have audited the accompanying standalone financial statements of **The Sandur Manganese & Iron Ores Limited** ("the Company"), which comprise the Balance Sheet as at 31 March 2023, and the Statement of Profit and Loss (including Other Comprehensive Loss), the Cash Flow Statement and the Statement of Changes in Equity for the year then ended, and a summary of significant accounting policies and other explanatory information.

In our opinion and to the best of our information and according to the explanations given to us, the aforesaid standalone financial statements give the information required by the Companies Act, 2013 ("the Act") in the manner so required and give a true and fair view in conformity with the Indian Accounting Standards prescribed under Section 133 of the Act read with the Companies (Indian Accounting Standards) Rules, 2015, as amended, ("Ind AS") and other accounting principles generally accepted in India, of the state of affairs of the Company as at 31 March 2023, and its profit, total

comprehensive income, its cash flows and the changes in equity for the year ended on that date.

Basis for Opinion

We conducted our audit of the standalone financial statements in accordance with the Standards on Auditing (SAs) specified under Section 143(10) of the Act. Our responsibilities under those Standards are further described in the Auditor's Responsibility for the Audit of the Standalone Financial Statements Section of our report. We are independent of the Company in accordance with the Code of Ethics issued by the Institute of Chartered Accountants of India (ICAI) together with the ethical requirements that are relevant to our audit of the standalone financial statements under the provisions of the Act and the Rules made thereunder, and we have fulfilled our other ethical responsibilities in accordance with these requirements and the ICAI's Code of Ethics. We believe that the audit evidence obtained by us is sufficient and appropriate to provide a basis for our audit opinion on the standalone financial statements.

Key Audit Matters

Key audit matters are those matters that, in our professional judgment, were of most significance in our audit of the standalone financial statements of the current period. These matters were addressed in the context of our audit of the standalone financial statements as a whole, and in forming our opinion thereon, and we do not provide a separate opinion on these matters. We have determined the matters described below to be the key audit matters to be communicated in our report.

Sr. No.	Key Audit Matter	Auditor's Response
1.	<p>Revenue from mining operations (Refer note 24 to the standalone financial statements).</p> <p>Revenue from mining operations are recognised on collection of consideration and payment of taxes at which point the performance obligation is met.</p> <p>The completeness of revenue from mining operations is considered as a key audit matter because of involvement of manual processes at each stage in recognition of revenue.</p>	<p>Our audit procedures relating to the completeness of revenue from mining operations included the following, among others:</p> <ul style="list-style-type: none"> We obtained an understanding, evaluated the design and tested the operating effectiveness of management's controls over ensuring completeness of revenue recognition in case of mining operations. We verified the returns submitted to the The Regional Controller of Mines, Indian Bureau of Mines on a monthly basis for all 12 months for mined quantity during the year. We obtained the extract of permits issued to the Company by the Department of Mines & Geology during the year and verified on a test basis the quantity of revenue recognised against such permits. We performed following analytical procedures for completeness of revenue recognised during the year: <ul style="list-style-type: none"> reconciliation of manganese ore production quantity with attendance records of mine workers. reconciliation of quantity in inventory and sales. re-computation of revenue recognized based on taxes (such as royalty and SPV) paid during the year as per the records of the Department of Mines & Geology.

FINANCIAL STATEMENTS

Information Other than the Financial Statements and Auditor's Report Thereon

- The Company's Board of Directors is responsible for the other information. The other information comprises the information included in the Board's Report, Management Discussion and Analysis, Corporate Governance Report but does not include consolidated financial statements, standalone financial statements and our auditor's reports thereon. The Board's Report, Management Discussion and Analysis, Corporate Governance Report, are expected to be made available to us after the date of this auditor's report.
- Our opinion on the standalone financial statements does not cover the other information and we will not express any form of assurance conclusion thereon.
- In connection with our audit of the standalone financial statements, our responsibility is to read the other information identified above when it becomes available and, in doing so, consider whether the other information is materially inconsistent with the standalone financial statements or our knowledge obtained during the course of our audit or otherwise appears to be materially misstated.
- When we read the Board's Report, Management Discussion and Analysis, Corporate Governance Report, if we conclude that there is a material misstatement therein, we are required to communicate the matter to those charged with governance as required under SA 720 'The Auditor's responsibilities Relating to Other Information'.

Responsibilities of Management and Those Charged with Governance for the standalone financial statements

The Company's Board of Directors is responsible for the matters stated in Section 134(5) of the Act with respect to the preparation of these standalone financial statements that give a true and fair view of the financial position, financial performance including other comprehensive loss, cash flows and changes in equity of the Company in accordance with the Ind AS and other accounting principles generally accepted in India. This responsibility also includes maintenance of adequate accounting records in accordance with the provisions of the Act for safeguarding the assets of the Company and for preventing and detecting frauds and other irregularities; selection and application of appropriate accounting policies; making judgments and estimates that are reasonable and prudent; and design, implementation and maintenance of adequate internal financial controls, that were operating effectively for ensuring the accuracy and completeness of the accounting records, relevant to the preparation and presentation of the financial statement that give a true and fair view and are free from material misstatement, whether due to fraud or error.

In preparing the standalone financial statements, management is responsible for assessing the Company's ability to continue as a going concern, disclosing, as applicable, matters related to going concern and using the going concern basis of accounting unless the Board of Directors either intends

to liquidate the Company or to cease operations, or has no realistic alternative but to do so.

The Company's Board of Directors are also responsible for overseeing the Company's financial reporting process.

Auditor's Responsibility for the Audit of the standalone financial statements

Our objectives are to obtain reasonable assurance about whether the standalone financial statements as a whole are free from material misstatement, whether due to fraud or error, and to issue an auditor's report that includes our opinion. Reasonable assurance is a high level of assurance, but is not a guarantee that an audit conducted in accordance with SAs will always detect a material misstatement when it exists. Misstatements can arise from fraud or error and are considered material if, individually or in the aggregate, they could reasonably be expected to influence the economic decisions of users taken on the basis of these standalone financial statements.

As part of an audit in accordance with SAs, we exercise professional judgment and maintain professional skepticism throughout the audit. We also:

- Identify and assess the risks of material misstatement of the standalone financial statements, whether due to fraud or error, design and perform audit procedures responsive to those risks, and obtain audit evidence that is sufficient and appropriate to provide a basis for our opinion. The risk of not detecting a material misstatement resulting from fraud is higher than for one resulting from error, as fraud may involve collusion, forgery, intentional omissions, misrepresentations, or the override of internal control.
- Obtain an understanding of internal financial control relevant to the audit in order to design audit procedures that are appropriate in the circumstances. Under Section 143(3)(i) of the Act, we are also responsible for expressing our opinion on whether the Company has adequate internal financial controls with reference to standalone financial statements in place and the operating effectiveness of such controls.
- Evaluate the appropriateness of accounting policies used and the reasonableness of accounting estimates and related disclosures made by the management.
- Conclude on the appropriateness of management's use of the going concern basis of accounting and, based on the audit evidence obtained, whether a material uncertainty exists related to events or conditions that may cast significant doubt on the Company's ability to continue as a going concern. If we conclude that a material uncertainty exists, we are required to draw attention in our auditor's report to the related disclosures in the standalone financial statements or, if such disclosures are inadequate, to modify our opinion. Our conclusions are based on the audit evidence obtained up to the date of our auditor's report. However, future events or conditions may cause the Company to cease to continue as a going concern.

- Evaluate the overall presentation, structure and content of the standalone financial statements, including the disclosures, and whether the standalone financial statements represent the underlying transactions and events in a manner that achieves fair presentation.

Materiality is the magnitude of misstatements in the standalone financial statements that, individually or in aggregate, makes it probable that the economic decisions of a reasonably knowledgeable user of the standalone financial statements may be influenced. We consider quantitative materiality and qualitative factors in (i) planning the scope of our audit work and in evaluating the results of our work; and (ii) to evaluate the effect of any identified misstatements in the standalone financial statements.

We communicate with those charged with governance regarding, among other matters, the planned scope and timing of the audit and significant audit findings, including any significant deficiencies in internal control that we identify during our audit.

We also provide those charged with governance with a statement that we have complied with relevant ethical requirements regarding independence, and to communicate with them all relationships and other matters that may reasonably be thought to bear on our independence, and where applicable, related safeguards.

From the matters communicated with those charged with governance, we determine those matters that were of most significance in the audit of the standalone financial statements of the current period and are therefore the key audit matters. We describe these matters in our auditor's report unless law or regulation precludes public disclosure about the matter or when, in extremely rare circumstances, we determine that a matter should not be communicated in our report because the adverse consequences of doing so would reasonably be expected to outweigh the public interest benefits of such communication.

Report on Other Legal and Regulatory Requirements

1. As required by Section 143(3) of the Act, based on our audit, we report that:
 - a) We have sought and obtained all the information and explanations which to the best of our knowledge and belief were necessary for the purposes of our audit.
 - b) In our opinion, proper books of account as required by law have been kept by the Company so far as it appears from our examination of those books, and except that while the servers are physically located in India, the back-up of such books of account is not maintained in electronic mode on daily basis. (Refer Note 43 to the standalone financial statements)
 - c) The standalone Balance Sheet, the standalone Statement of Profit and Loss including standalone Other Comprehensive Loss, the standalone Cash Flow Statement and standalone Statement of

Changes in Equity dealt with by this Report are in agreement with the books of account.

- d) In our opinion, the aforesaid standalone financial statements comply with the Ind AS specified under Section 133 of the Act.
- e) On the basis of the written representations received from the directors as on 31 March 2023 taken on record by the Board of Directors, none of the directors is disqualified as on 31 March 2023 from being appointed as a director in terms of Section 164(2) of the Act.
- f) The observation relating to the maintenance of accounts and other matters connected therewith, are as stated in paragraph (b) above.
- g) With respect to the adequacy of the internal financial controls with reference to standalone financial statements of the Company and the operating effectiveness of such controls, refer to our separate Report in "Annexure A". Our report expresses an unmodified opinion on the adequacy and operating effectiveness of the Company's internal financial controls with reference to standalone financial statements.
- h) With respect to the other matters to be included in the Auditor's Report in accordance with the requirements of Section 197(16) of the Act, as amended.

In our opinion and to the best of our information and according to the explanations given to us, the remuneration paid by the Company to its directors during the year is in accordance with the provisions of Section 197 of the Act.

- i) With respect to the other matters to be included in the Auditor's Report in accordance with Rule 11 of the Companies (Audit and Auditors) Rules, 2014, as amended in our opinion and to the best of our information and according to the explanations given to us:
 - i. The Company has disclosed the impact of pending litigations on its financial position in note 33 of the standalone financial statements;
 - ii. The Company did not have any long-term contracts including derivative contracts for which there were any material foreseeable losses;
 - iii. There has been no delay in transferring amounts, required to be transferred, to the Investor Education and Protection Fund by the Company.
 - iv. (a) The Management has represented that, to the best of its knowledge and belief, as disclosed in the note 42(v) to the standalone financial statements, no funds have been advanced or loaned or invested (either from borrowed funds or share premium or any other sources or

FINANCIAL STATEMENTS

kind of funds) by the Company to or in any other person(s) or entity(ies), including foreign entities ("Intermediaries"), with the understanding, whether recorded in writing or otherwise, that the Intermediary shall, directly or indirectly lend or invest in other persons or entities identified in any manner whatsoever by or on behalf of the Company ("Ultimate Beneficiaries") or provide any guarantee, security or the like on behalf of the Ultimate Beneficiaries.

- (b) The Management has represented, that, to the best of its knowledge and belief, as disclosed in the note 42(vi) to the standalone financial statements, no funds have been received by the Company from any person(s) or entity(ies), including foreign entities ("Funding Parties"), with the understanding, whether recorded in writing or otherwise, that the Company shall, directly or indirectly, lend or invest in other persons or entities identified in any manner whatsoever by or on behalf of the Funding Party ("Ultimate Beneficiaries") or provide any guarantee, security or the like on behalf of the Ultimate Beneficiaries.
- (c) Based on the audit procedures performed that have been considered reasonable and appropriate in the circumstances, nothing has come to our notice that has caused

us to believe that the representations under sub-clause (i) and (ii) of Rule 11(e), as provided under (a) and (b) above, contain any material misstatement.

- v. The final dividend proposed in the previous year, declared and paid by the Company during the year is in accordance with Section 123 of the Act, as applicable.

As stated in note 38 to the standalone financial statements, the Board of Directors of the Company has proposed final dividend for the year which is subject to the approval of the members at the ensuing Annual General Meeting. The dividend proposed is in accordance with Section 123 of the Act, as applicable.

- vi. Proviso to Rule 3(1) of the Companies (Accounts) Rules, 2014 for maintaining books of account using accounting software which has a feature of recording audit trail (edit log) facility is applicable to the Company w.e.f. 1 April 2023, and accordingly, reporting under Rule 11(g) of Companies (Audit and Auditors) Rules, 2014 is not applicable for the financial year ended 31 March 2023.

2. As required by the Companies (Auditor's Report) Order, 2020 ("the Order") issued by the Central Government in terms of Section 143(11) of the Act, we give in "Annexure B" a statement on the matters specified in paragraphs 3 and 4 of the Order.

For **Deloitte Haskins & Sells**
Chartered Accountants
(Firm's Registration No. 008072S)

Monisha Parikh
Partner
(Membership No. 047840)

Place: Bengaluru
Date: 17 May 2023

Annexure “A” to The Independent Auditor’s Report

(Referred to in paragraph 1(g) under ‘Report on Other Legal and Regulatory Requirements’ Section of our report of even date)

Report on the Internal Financial Controls with reference to standalone financial statements under Clause (i) of Sub-Section 3 of Section 143 of the Companies Act, 2013 (“the Act”)

We have audited the internal financial controls with reference to standalone financial statements of **The Sandur Manganese & Iron Ores Limited** (“the Company”) as of 31 March 2023 in conjunction with our audit of the standalone Ind AS financial statements of the Company for the year ended on that date.

Management’s Responsibility for Internal Financial Controls

The Company’s management is responsible for establishing and maintaining internal financial controls with reference to standalone financial statements based on the internal control with reference to standalone financial statements criteria established by the Company considering the essential components of internal control stated in the Guidance Note on Audit of Internal Financial Controls Over Financial Reporting issued by the Institute of Chartered Accountants of India. These responsibilities include the design, implementation and maintenance of adequate internal financial controls that were operating effectively for ensuring the orderly and efficient conduct of its business, including adherence to Company’s policies, the safeguarding of its assets, the prevention and detection of frauds and errors, the accuracy and completeness of the accounting records, and the timely preparation of reliable financial information, as required under the Companies Act, 2013.

Auditor’s Responsibility

Our responsibility is to express an opinion on the Company’s internal financial controls with reference to standalone financial statements of the Company based on our audit. We conducted our audit in accordance with the Guidance Note on Audit of Internal Financial Controls Over Financial Reporting (the “Guidance Note”) issued by the Institute of Chartered Accountants of India and the Standards on Auditing prescribed under Section 143(10) of the Companies Act, 2013, to the extent applicable to an audit of internal financial controls with reference to standalone financial statements. Those Standards and the Guidance Note require that we comply with ethical requirements and plan and perform the audit to obtain reasonable assurance about whether adequate internal financial controls with reference to standalone financial statements was established and maintained and if such controls operated effectively in all material respects.

Our audit involves performing procedures to obtain audit evidence about the adequacy of the internal financial controls with reference to standalone financial statements and their operating effectiveness. Our audit of internal financial controls

with reference to standalone financial statements included obtaining an understanding of internal financial controls with reference to standalone financial statements, assessing the risk that a material weakness exists, and testing and evaluating the design and operating effectiveness of internal control based on the assessed risk. The procedures selected depend on the auditor’s judgement, including the assessment of the risks of material misstatement of the financial statements, whether due to fraud or error.

We believe that the audit evidence we have obtained is sufficient and appropriate to provide a basis for our audit opinion on the Company’s internal financial controls with reference to standalone financial statements.

Meaning of Internal Financial Controls with reference to standalone financial statements

A Company’s internal financial control with reference to standalone financial statements is a process designed to provide reasonable assurance regarding the reliability of financial reporting and the preparation of financial statements for external purposes in accordance with generally accepted accounting principles. A Company’s internal financial control with reference to standalone financial statements includes those policies and procedures that (1) pertain to the maintenance of records that, in reasonable detail, accurately and fairly reflect the transactions and dispositions of the assets of the Company; (2) provide reasonable assurance that transactions are recorded as necessary to permit preparation of financial statements in accordance with generally accepted accounting principles, and that receipts and expenditures of the Company are being made only in accordance with authorisations of management and Directors of the Company; and (3) provide reasonable assurance regarding prevention or timely detection of unauthorised acquisition, use, or disposition of the Company’s assets that could have a material effect on the financial statements.

Inherent Limitations of Internal Financial Controls with reference to standalone financial statements

Because of the inherent limitations of internal financial controls with reference to standalone financial statements, including the possibility of collusion or improper management override of controls, material misstatements due to error or fraud may occur and not be detected. Also, projections of any evaluation of the internal financial controls with reference to standalone financial statements to future periods are subject to the risk that the internal financial control with reference to standalone financial statements may become inadequate because of changes in conditions, or that the degree of compliance with the policies or procedures may deteriorate.

FINANCIAL STATEMENTS

Opinion

In our opinion, to the best of our information and according to the explanations given to us the Company has, in all material respects, an adequate internal financial controls with reference to standalone financial statements and such internal financial controls with reference to standalone financial statements were operating effectively as at 31 March 2023, based on the criteria for internal financial control with reference to standalone financial statements established by the Company considering the essential components of internal control stated in the Guidance Note on Audit of Internal Financial Controls Over Financial Reporting issued by the Institute of Chartered Accountants of India.

For **Deloitte Haskins & Sells**
Chartered Accountants
(Firm's Registration No. 008072S)

Monisha Parikh
Partner
(Membership No. 047840)

Place: Bengaluru
Date: 17 May 2023

Annexure “B” to The Independent Auditor’s Report

(Referred to in paragraph 2 under ‘Report on Other Legal and Regulatory Requirements’ Section of our report of even date)

In terms of the information and explanations sought by us and given by the Company and the books of account and records examined by us in the normal course of audit and to the best of our knowledge and belief, we state that:

(i) In respect of property, plant and equipment and intangible assets:

(a) A. The Company has maintained proper records showing full particulars, including quantitative details and situation of property, plant and equipment, capital work-in-progress, investment properties and relevant details of right-of-use assets.

B. The Company has maintained proper records showing full particulars of intangible assets.

(b) The Company has a program of verification of property, plant and equipment, capital work-in-progress, investment properties and right-of-use assets so to cover all the items in phased manner over a period of 2 years which, in our opinion, is reasonable having regard to the size of the Company and the nature of its assets. Pursuant to the program, certain Property, Plant and Equipment were due for verification during the year and were physically verified by the Management during the year. According to the information and explanations given to us, no material discrepancies were noticed on such verification.

(c) Based on our examination of the registered sale deed provided to us, we report that, the title deeds of all the immovable properties, (other than immovable properties where the Company is the lessee and the lease agreements are duly executed in favour of the Company) disclosed in the standalone financial statements included in property, plant and equipment, capital work-in progress and investment property are held in the name of the Company as at the balance sheet date. Immovable properties of land and buildings whose title deeds have been pledged as security for loans, guarantees and letter of credit are held in the name of the Company based on the confirmations directly received by us from custodian.

(d) The Company has not revalued any of its property, plant and equipment (including right of use assets) and intangible assets during the year.

(e) No proceedings have been initiated during the year or are pending against the Company as at 31 March 2023 for holding any benami property under the Benami Transactions (Prohibition) Act, 1988 (as amended in 2016) and rules made thereunder.

(ii) (a) The inventories except for (goods-in-transit and stocks held with third parties), were physically verified during the year by the Management at reasonable intervals. In our opinion and based on information and explanations given to us, the coverage and procedure of such verification by the Management is appropriate having regard to the size of the Company and the nature of its operations. For stocks held with third parties as at the year end, written confirmations have been obtained and in respect of goods in transit, the goods have been received subsequent to the year end. No discrepancies of 10% or more in the aggregate for each class of inventories were noticed on such physical verification of inventories performed as applicable, when compared with the books of account.

(b) According to the information and explanations given to us, the Company has been sanctioned working capital limits in excess of ₹ 5 crore, in aggregate, at points of time during the year, from banks or financial institutions on the basis of security of current assets. In our opinion and according to the information and explanations given to us, quarterly returns or statements comprising stock statements, statements on ageing analysis of the debtors filed by the Company with such banks are in agreement with the unaudited books of account of the Company of the respective quarters.

(iii) The Company has made investments in, granted unsecured loans, to companies, firms, Limited Liability Partnerships or any other parties during the year, in respect of which:

(a) The Company has provided loans during the year and details of which are given below:

	₹ in lakh
	Loans
A. Aggregate amount provided during the year	
- Loan to employees	1,042.49
B. Balance outstanding as at balance sheet date in respect of above cases*:	
- Loan to employees	151.00

*The Company has disclosed the above loan balance in note 9 to the standalone financial statements.

FINANCIAL STATEMENTS

The Company has not provided any guarantee or security to any entity during the year.

- (b) The investments made and the terms and conditions of the grant of all the above-mentioned loans during the year are, in our opinion, prima facie, not prejudicial to the Company's interest.
- (c) In respect of loans granted by the Company, the schedule of repayment of principal and payment of interest has been stipulated and the repayments of principal amounts and receipts of interest are regular as per stipulation.
- (d) According to information and explanations given to us and based on the audit procedures performed, in respect of loans granted there is no overdue amount remaining outstanding as at the balance sheet date.
- (e) No loan or advance in the nature of loan granted by the Company which has fallen due during the year, has been renewed or extended or fresh loans granted to settle the overdues of existing loans given to the same parties.
- (f) According to information and explanations given to us and based on the audit procedures performed, the Company has not granted any loans either repayable on demand or without specifying any terms or period of repayment during the year. Hence, reporting under clause (iii)(f) is not applicable.
- (iv) The Company has complied with the provisions of Sections 185 and 186 of the Companies Act, 2013 in respect of loans granted, investments made and guarantees, and securities provided, as applicable.

(v) The Company has not accepted any deposit or amounts which are deemed to be deposits. Hence, reporting under clause (v) of the Order is not applicable.

(vi) The maintenance of cost records has been specified by the Central Government under Section 148(1) of the Companies Act, 2013. We have broadly reviewed the cost records maintained by the Company pursuant to the Companies (Cost Records and Audit) Rules, 2014, as amended, prescribed by the Central Government under sub-Section (1) of Section 148 of the Companies Act, 2013, and are of the opinion that, prima facie, the prescribed cost records have been made and maintained. We have, however, not made a detailed examination of the cost records with a view to determine whether they are accurate or complete.

(vii) In respect of statutory dues:

- (a) The Company has generally been regular in depositing undisputed statutory dues, including Goods and Service tax, Provident Fund, Employees' State Insurance, Income-tax, Sales Tax, Service Tax, duty of Customs, Value Added Tax, cess and other material statutory dues applicable to it with the appropriate authorities. We have been informed that the provisions of Excise Duty are not applicable to the Company.

There were no undisputed amounts payable in respect of Goods and Service tax, Provident Fund, Employees' State Insurance, Income-tax, Sales Tax, Service Tax, duty of Customs, duty of Excise, Value Added Tax, cess and other material statutory dues in arrears as at 31 March 2023 for a period of more than six months from the date they became payable.

- (b) Details of statutory dues referred to in sub-clause (a) above which have not been deposited as on 31 March 2023, on account of disputes are given below:

Name of Statute	Nature of dues	Total Amount involved ₹ in lakh	Amount unpaid ₹ in lakh	Period (FY) to which the amount relates	Forum where dispute is pending
Income-tax Act, 1961	Income tax including interest	3,220.28	2,538.87	2012-13, 2013-14, 2015-16, 2016-17, 2017-18	Commissioner of Income Tax (Appeals)
		1,451.80	1,332.46	2018-19 and 2019-20	Assessing Officer
Customs Act, 1952	Custom duty including interest	404.72	362.49	1986-2021	Hon'ble High Court of Andhra Pradesh
Goa Rural Improvement and Cess Act, 2000	Cess	35.59	-	2020-21	Assessing Officer
The Central Excise Act, 1944	Service Tax Including Interest	293.35	293.35	April 2005 to September 2007	Hon'ble Supreme Court of India
Finance Act, 1994	Service Tax on Royalty including interest	1,557.13	1,457.13	April 2016 to June 2017	Hon'ble High Court of Karnataka

Name of Statute	Nature of dues	Total Amount involved ₹ in lakh	Amount unpaid ₹ in lakh	Period (FY) to which the amount relates	Forum where dispute is pending
Karnataka Forest (Amendment) Act, 2016	Forest development tax including interest	19,322.73	13,985.83	2008- 2023	Hon'ble High Court of Karnataka
Mines and Minerals (Development and Regulation) Act, 1957	Royalty including interest	1,522.20	953.53	2009 to 2020	Department of Mines and Geology
The Employees' Provident Funds Scheme, 1952	Provident Fund	11.88	7.88	2014	Employees' Provident Funds Appellate Tribunal (EPFAT)
Customs Act, 1952	Custom duty including interest	436.83	436.83	2015	Commissioner of Customs

- (viii) There were no transactions relating to previously unrecorded income that were surrendered or disclosed as income in the tax assessment under the Income-tax Act, 1961 (43 of 1961) during the year.
- (ix) (a) In our opinion, the Company has not defaulted in the repayment of loans or other borrowings or in the payment of interest thereon to any lender during the year.
- (b) The Company has not been declared wilful defaulter by any bank or financial institution or government or any government authority.
- (c) The Company has not taken any term loan during the year and there are no unutilised term loans at the beginning of the year and hence, reporting under clause (ix)(c) of the Order is not applicable.
- (d) On an overall examination of the standalone financial statements of the Company, funds raised on short term basis, have prima facie, not been used during the year for long-term purpose.
- (e) On an overall examination of the standalone financial statements of the Company, the Company has not taken any funds from any entity or person on account of or to meet the obligations of its subsidiary or associate.
- (f) The Company has not raised any loans during the year and hence reporting on clause (ix)(f) of the Order is not applicable.
- (x) (a) In our opinion, moneys raised by way of further public offer of the equity shares of the Company during the year, have been, prima facie, applied by the Company during the year for the purposes for which they were raised. The Company has not raised moneys by way of Initial Public Offer/further public offer through debt instruments.
- (b) During the year, the Company has not made any preferential allotment or private placement of shares or convertible debentures (fully or partly or optionally) and hence reporting under clause (x)(b) of the Order is not applicable to the Company.
- (xi) (a) To the best of our knowledge, no fraud by the Company and no material fraud on the Company has been noticed or reported during the year.
- (b) To the best of our knowledge, no report under sub-Section (12) of Section 143 of the Companies Act, 2013 has been filed in Form ADT-4 as prescribed under rule 13 of Companies (Audit and Auditors) Rules, 2014 with the Central Government, during the year and up to the date of this report.
- (c) We have taken into consideration the whistle blower complaints received by the Company during the year (and upto the date of this report) and provided to us, when performing our audit.
- (xii) The Company is not a Nidhi Company and hence reporting under clause (xii) of the Order is not applicable.
- (xiii) In our opinion, the Company is in compliance with Section 177 and 188 of the Companies Act, where applicable, for all transactions with the related parties and the details of related party transactions have been disclosed in the standalone financial statements etc. as required by the applicable accounting standards.
- (xiv) (a) In our opinion the Company has an adequate internal audit system commensurate with the size and the nature of its business.
- (b) We have considered, the internal audit reports issued to the Company during the year and covering the period up to 31 December 2022 and the internal audit reports where issued after the balance sheet date covering the period 1 January 2023 to 31 March 2023 for the period under audit.

FINANCIAL STATEMENTS

- (xv) In our opinion, during the year the Company has not entered into any non-cash transactions with its directors or persons connected to its directors and hence provisions of Section 192 of the Companies Act, 2013 are not applicable to the Company.
- (xvi) (a) The Company is not required to be registered under Section 45-IA of the Reserve Bank of India Act, 1934. Hence, reporting under clause (xvi)(a), (b) and (c) of the Order is not applicable.
- (b) The Group ("Companies in the Group" as defined in the Core Investment Companies (Reserve Bank) Directions) does not have any CIC (Core Investment Company) as part of the group and accordingly reporting under clause (xvi)(d) of the Order is not applicable.
- (xvii) The Company has not incurred cash losses during the financial year covered by our audit and the immediately preceding financial year.
- (xviii) There has been no resignation of the statutory auditors of the Company during the year.
- (xix) On the basis of the financial ratios, ageing and expected dates of realization of financial assets and payment of financial liabilities, other information accompanying the standalone financial statements and our knowledge of the Board of Directors and Management plans and based on our examination of the evidence supporting

the assumptions, nothing has come to our attention, which causes us to believe that any material uncertainty exists as on the date of the audit report indicating that Company is not capable of meeting its liabilities existing at the date of balance sheet as and when they fall due within a period of one year from the balance sheet date. We, however, state that this is not an assurance as to the future viability of the Company. We further state that our reporting is based on the facts up to the date of the audit report and we neither give any guarantee nor any assurance that all liabilities falling due within a period of one year from the balance sheet date, will get discharged by the Company as and when they fall due.

- (xx) (a) In respect of other than ongoing projects, the Company has fully spent the required amount towards Corporate Social Responsibility (CSR) and there is no unspent CSR amount for the year requiring a transfer to a Fund specified in schedule VII to the Companies Act or special account in compliance with the provision of sub-Section (6) of Section 135 of the said Act. Accordingly, reporting under clause (xx) of the order is not applicable for the year.
- (b) In respect of ongoing projects, the Company has transferred unspent Corporate Social Responsibility (CSR) amount, to a Special account before the date of this report and within a period of 30 days from the end of the financial year in compliance with the provision of Section 135(6) of the Act.

For **Deloitte Haskins & Sells**

Chartered Accountants
(Firm's Registration No. 008072S)

Monisha Parikh

Partner
(Membership No. 047840)

Place: Bengaluru
Date: 17 May 2023

Standalone Balance Sheet

as at 31 March 2023

₹ in lakh

Particulars	Note No.	As at 31 March 2023	As at 31 March 2022
I ASSETS			
1 NON-CURRENT ASSETS			
(a) Property, plant and equipment	2	83,178.22	79,380.18
(b) Right-of-use assets	3	259.05	132.21
(c) Capital work-in-progress	4	6,698.98	4,231.72
(d) Investment properties	5	4,292.44	4,848.49
(e) Other intangible assets	6	36.00	40.60
(f) Investment in subsidiary and associate	7	5,091.44	-
(g) Financial assets			
(i) Investments	8	80.64	74.22
(ii) Other financial assets	10	633.54	3,262.44
(h) Non current tax assets (net)	22A	5,011.66	5,166.96
(i) Other non-current assets	12	5,885.21	710.96
SUB-TOTAL		1,11,167.18	97,847.78
2 CURRENT ASSETS			
(a) Inventories	13	29,188.16	31,128.76
(b) Financial assets			
(i) Investments	8	43,755.48	37,526.85
(ii) Trade receivables	14	14,423.86	20,293.53
(iii) Cash and cash equivalents	15(i)	2,492.83	4,115.90
(iv) Bank balance other than (iii) above	15(ii)	46,839.08	69,805.22
(v) Loans	9	151.00	188.29
(vi) Other financial assets	10	1,716.17	606.49
(c) Other current assets	12	3,429.50	8,647.22
SUB-TOTAL		1,41,996.08	1,72,312.26
TOTAL ASSETS		2,53,163.26	2,70,160.04
II EQUITY AND LIABILITIES			
1 EQUITY			
(a) Equity share capital	16A	2,700.58	900.19
(b) Other equity	16B	1,90,681.43	1,65,021.86
SUB-TOTAL		1,93,382.01	1,65,922.05
LIABILITIES			
2 NON-CURRENT LIABILITIES			
(a) Financial liabilities			
(i) Borrowings	17	16,070.96	25,233.07
(ii) Lease liabilities	18	169.71	23.12
(iii) Other financial liabilities	19	284.03	422.06
(b) Provisions	20	1,560.84	1,304.19
(c) Deferred tax liabilities (net)	11	754.39	1,093.67
SUB-TOTAL		18,839.93	28,076.11

FINANCIAL STATEMENTS

Standalone Balance Sheet (contd.)

as at 31 March 2023

₹ in lakh			
Particulars	Note No.	As at 31 March 2023	As at 31 March 2022
3 CURRENT LIABILITIES			
(a) Financial liabilities			
(i) Borrowings	17	4,285.71	5,603.19
(ii) Lease liabilities	18	80.08	118.44
(iii) Trade payables			
(a) Dues to micro enterprises and small enterprises	21	355.24	245.52
(b) Dues to other than micro enterprises and small enterprises	21	24,814.68	56,715.50
(iv) Other financial liabilities	19	2,100.33	1,019.86
(b) Provisions	20	476.83	461.40
(c) Current tax liabilities (net)	22B	1,152.03	771.46
(d) Other current liabilities	23	7,676.42	11,226.51
SUB-TOTAL		40,941.32	76,161.88
TOTAL LIABILITIES		59,781.25	1,04,237.99
TOTAL EQUITY AND LIABILITIES		2,53,163.26	2,70,160.04
Summary of significant accounting policies	1		

The accompanying notes are an integral part of these standalone financial statements

In terms of our report attached

For **Deloitte Haskins & Sells**
Chartered Accountants
(Firm Registration No. 008072S)

Monisha Parikh
Partner

Place: Bengaluru
Date: 17 May 2023

For and on behalf of the Board of Directors

T.R. Raghunandan
Chairman
DIN: 03637265

Bahirji Ajai Ghorpade
Managing Director
DIN: 08452844

Bijan Kumar Dash
Company Secretary &
Chief Compliance Officer

Uttam Kumar Bhageria
Chief Financial Officer &
Chief Risk Officer

Place: Bengaluru
Date: 17 May 2023

Standalone Statement of Profit and Loss

for the year ended 31 March 2023

₹ in lakh

Particulars	Note No.	For the year ended 31 March 2023	For the year ended 31 March 2022
I Revenue from operations	24	2,12,580.76	2,24,874.15
II Other income	25	5,883.75	3,522.58
III Total revenue (I + II)		2,18,464.51	2,28,396.73
IV Expenses			
(a) Cost of materials consumed		1,18,160.09	79,051.12
(b) Changes in stock of finished goods and semi-finished goods	26	(1,976.92)	(922.06)
(c) Employee benefits expense	27	12,805.33	11,293.80
(d) Finance costs	28	2,784.76	3,843.33
(e) Depreciation and amortisation expense	29	6,425.50	5,560.08
(f) Other expenses	30	44,330.06	38,038.21
Total expenses		1,82,528.82	1,36,864.48
V Profit before tax (III-IV)		35,935.69	91,532.25
VI Tax expense/(Credit)	31		
(a) Current tax			
(i) for the year		9,279.73	22,453.00
(ii) relating to earlier years		(122.75)	-
(b) Deferred tax		(312.07)	1,567.67
Total tax expense		8,844.91	24,020.67
VII Profit for the year (V-VI)		27,090.78	67,511.58
VIII Other comprehensive income			
Items that will not be reclassified to the standalone Statement of Profit and Loss			
(i) Remeasurement of post-employment benefit obligations		(108.13)	(0.28)
(ii) Income tax relating to above		27.21	0.07
Total other comprehensive loss		(80.92)	(0.21)
IX Total comprehensive income (net of tax) for the year (VII+VIII)		27,009.86	67,511.37
X Earnings per equity share of nominal value of ₹ 10 each	32		
(1) Basic		101.27	255.46
(2) Diluted		101.27	255.46
Earning per share For the year ended 31 March 2022 has been retrospectively adjusted for the bonus element in respect of the Rights Issue made during the year ended 31 March 2023 (Refer note no 32).			

Summary of significant accounting policies

1

The accompanying notes are an integral part of these standalone financial statements

In terms of our report attached

For **Deloitte Haskins & Sells**
Chartered Accountants
(Firm Registration No. 008072S)

Monisha Parikh
Partner

For and on behalf of the Board of Directors

T.R. Raghunandan
Chairman
DIN: 03637265

Bahirji Ajai Ghorpade
Managing Director
DIN: 08452844

Bijan Kumar Dash
Company Secretary &
Chief Compliance Officer

Uttam Kumar Bhageria
Chief Financial Officer &
Chief Risk Officer

Place: Bengaluru
Date: 17 May 2023

Place: Bengaluru
Date: 17 May 2023

Standalone Statement of Cash Flows

for the year ended 31 March 2023

₹ in lakh

Particulars	Note No.	For the year ended 31 March 2023	For the year ended 31 March 2022
A Cash flows from operating activities:			
Profit for the year		35,935.69	91,532.25
Adjustments for:			
Depreciation and amortisation expenses	29	6,425.50	5,560.08
Gain on sale of property, plant and equipment (net)	25	(10.38)	(0.21)
Assets discarded	30	-	1.56
Provision for doubtful trade receivables and advances (net)	30	207.09	25.64
Finance costs	28	2,784.76	3,843.33
Interest income	25	(4,072.05)	(1,279.29)
Dividend income	25	(53.58)	(16.46)
Gain on investments classified as fair value through profit and loss	25	(987.41)	(1,657.43)
Rental income		(56.61)	(44.88)
Foreign exchange gain (net)		200.49	(166.10)
Operating profit before working capital changes		40,373.50	97,798.49
Adjustments for (increase)/decrease in operating assets:			
Other non-current financial assets	10	2,629.18	(2,886.87)
Inventories	13	2,791.60	(16,281.72)
Trade receivables	14	5,680.61	(12,649.39)
Loans	10	37.29	65.99
Other current assets	12	5,157.49	292.22
Adjustments for increase/(decrease) in operating liabilities:			
Other non-current financial liabilities	19	(8.91)	(3.00)
Non-current provisions	20	196.65	173.33
Trade payables	21	(31,994.76)	34,891.46
Other current financial liabilities		1,662.92	12.48
Current provisions	20	15.43	406.96
Other current liabilities	23	(3,657.47)	3,657.35
Cash generated from operations		22,883.53	1,05,477.30
Income taxes paid (net)		(8,621.51)	(21,785.49)
Net cash generated from operating activities		14,262.02	83,691.81
B Cash flows from investing activities			
Purchase of property, plant and equipment, intangible assets (including capital work-in-progress and capital advances)		(18,737.50)	(6,943.28)
Proceeds from sale of property, plant and equipment		59.94	1.01
Receipt of government grant		-	200.48
Deposits with banks and financial institutions (placed)/matured (net)		22,966.43	(62,902.59)
Receipt of money from right issue		1,800.39	-

Standalone Statement of Cash Flows (contd.)

for the year ended 31 March 2023

₹ in lakh

Particulars	Note No.	For the year ended 31 March 2023	For the year ended 31 March 2022
Purchase of investments (net)		(5,247.50)	(6,875.05)
Investment in subsidiary and associate	7	(5,091.44)	-
Interest received		2,962.39	799.56
Rental income		56.61	44.88
Dividends received		53.58	16.46
Net cash used in investing activities		(1,177.10)	(75,658.53)
C Cash flows from financing activities			
Repayment of borrowings (net) (Refer note b below)		(10,595.24)	(5,714.10)
Interest paid (Refer note b below)		(2,596.59)	(3,608.07)
Dividend paid (Refer note b below)		(1,361.54)	(897.10)
Payment of principal portion of lease liabilities (Refer note b below)		(142.10)	(338.11)
Payment of interest portion on lease liabilities		(12.52)	(32.10)
Net cash used in financing activities		(14,707.99)	(10,589.48)
Net decrease in cash and cash equivalents		(1,623.07)	(2,556.20)
Cash and cash equivalents at the beginning of the year		4,115.90	6,672.10
Cash and cash equivalents at the end of the year		2,492.83	4,115.90
Details of Cash and cash equivalents			
Balances with banks			
(i) In current accounts		1,490.52	3,512.67
(ii) Fixed deposits with maturity of less than 3 months		1,000.00	600.00
Cash on hand		2.31	3.23
Cash and cash equivalents at the end of the year (Refer note 15(i))		2,492.83	4,115.90

Notes:

- (a) Above cash flow statement has been prepared under indirect method in accordance with the Indian Accounting Standard (Ind AS) 7 on "Statement of Cash Flows".
- (b) Changes in liabilities arising from financing activities:

As at 31 March 2023

₹ in lakh

Particulars	1 April 2022	Non-cash changes		Cash flows	31 March 2023
		Finance cost accrued during the year	Additions (Net)		
Borrowings	30,836.26	115.65	-	10,595.24	20,356.67
Dividends	28.44	-	1,350.29	1,361.54	17.19
Lease rentals	141.56	-	250.33	142.10	249.79
Interest	-	2,596.59	-	2,596.59	-
Total	31,006.26	2,712.24	1,600.62	14,695.47	20,623.65

Standalone Statement of Cash Flows (contd.)

for the year ended 31 March 2023

As at 31 March 2022

₹ in lakh

Particulars	1 April 2021	Non-cash changes		Cash flows	31 March 2022
		Finance cost accrued during the year	Additions (Net)		
Borrowings	36,899.23	(348.87)	-	5,714.10	30,836.26
Dividends	25.45	-	900.19	897.20	28.44
Lease rentals	479.67	-	-	338.11	141.56
Interest	-	3,608.07	-	3,608.07	-
Total	37,404.35	3,259.20	900.18	10,557.48	31,006.26

The accompanying notes are an integral part of these standalone financial statements

In terms of our report attached

For **Deloitte Haskins & Sells**
Chartered Accountants
(Firm Registration No. 008072S)

Monisha Parikh

Partner

Place: Bengaluru**Date:** 17 May 2023**For and on behalf of the Board of Directors****T.R. Raghunandan**

Chairman
DIN: 03637265

Bijan Kumar Dash

Company Secretary &
Chief Compliance Officer

Place: Bengaluru**Date:** 17 May 2023**Bahirji Ajai Ghorpade**

Managing Director
DIN: 08452844

Uttam Kumar Bhageria

Chief Financial Officer &
Chief Risk Officer

Standalone Statement of Changes in Equity

for the year ended 31 March 2023

A. Equity share capital

	Balance as at 1 April 2022	Changes in equity share capital due to prior period errors	Restated balance as at 1 April 2022	Changes in equity share capital	Balance as at 31 March 2023
	900.19	-	900.19	1,800.39	2,700.58

	Balance as at 1 April 2021	Changes in equity share capital due to prior period errors	Restated balance as at 1 April 2021	Changes in equity share capital	Balance as at 31 March 2022
	900.19	-	900.19	-	900.19

B. Other equity

Particulars	Attributable to the equity holders					Total other equity	
	Reserves and surplus		Items of other comprehensive income		Total		
	Capital redemption reserve	Securities premium	General reserve	Amalgamation adjustment deficit account		Retained earnings	Remeasurement of post-employment benefit obligations (net of tax)
Balance as at 1 April 2021	100.65	10,272.27	3,788.11	(3,488.91)	87,990.56	(252.00)	98,410.68
Profit for the year	-	-	-	-	67,511.58	-	67,511.58
Other comprehensive income	-	-	-	-	-	(0.21)	(0.21)
Dividend paid on equity shares (Refer note 38)	-	-	-	-	(900.19)	-	(900.19)
As at 31 March 2022	100.65	10,272.27	3,788.11	(3,488.91)	1,54,601.95	(252.21)	1,65,021.86

Standalone Statement of Changes in Equity (contd.)

for the year ended 31 March 2023

₹ in lakh

Particulars	Attributable to the equity holders					Total other equity	
	Reserves and surplus		Items of other comprehensive income		Total		
	Capital redemption reserve	Securities premium	General reserve	Amalgamation adjustment deficit account		Retained earnings	Remeasurement of post-employment benefit obligations (net of tax)
Balance as at 1 April 2022	100.65	10,272.27	3,788.11	(3,488.91)	1,54,601.95	(252.21)	1,65,021.86
Profit for the year	-	-	-	-	27,090.78	-	27,090.78
Other comprehensive income	-	-	-	-	-	(80.92)	(80.92)
Dividend paid on equity shares (Refer note 38)	-	-	-	-	(1,350.29)	-	(1,350.29)
As at 31 March 2023	100.65	10,272.27	3,788.11	(3,488.91)	1,80,342.44	(333.13)	1,90,681.43

Summary of significant accounting policies (Refer note no 1).

The accompanying notes are an integral part of these standalone financial statements

In terms of our report attached

For **Deloitte Haskins & Sells**
Chartered Accountants
(Firm Registration No. 008072S)

Monisha Parikh
Partner

T.R. Raghunandan
Chairman
DIN: 03637265

Bahirji Ajai Ghorpade
Managing Director
DIN: 08452844

Bijan Kumar Dash
Company Secretary &
Chief Compliance Officer

Uttam Kumar Bhageria
Chief Financial Officer &
Chief Risk Officer

Place: Bengaluru
Date: 17 May 2023

Place: Bengaluru
Date: 17 May 2023

Notes to the Standalone Financial Statements

for the year ended 31 March 2023

1. Corporate information

The Company is engaged in mining of manganese and iron ores in Deogiri village of Sandur taluk, Bellary District, Karnataka. The Company is also engaged in the manufacture of ferroalloys & coke located at Vyasanakere, Hospet. The Company is a public limited Company incorporated and domiciled in India. The Company has its Registered Office at 'Satyalaya', Door No. 266 (old No.80), Behind Taluka Office, Ward No.1, Palace Road, Sandur 583 119, Bellary District, Karnataka and its Corporate Office at No. 9, Sandur House, Ballari Road, Sadashivnagar, Bangalore 560 080.

1.1 Significant accounting policies

(i) Statement of compliance

These standalone financial statements have been prepared in accordance with the Indian Accounting Standards (referred to as "Ind AS") notified under the Companies (Indian Accounting Standards) Rules, 2015 as amended read with Section 133 of the Companies Act, 2013 (referred to as "Act") and other relevant provisions of the Act.

(ii) Basis of preparation of the standalone financial statements

These standalone financial statements have been prepared on an accrual basis and in accordance with the historical cost convention, except for certain financial instruments which are measured at fair value or amortised cost at the end of each reporting period, as explained in the accounting policies below. This financial statements comply in all material aspects of Indian Accounting Standards (referred to as "Ind AS") notified under the Companies (Indian Accounting Standards) Rules, 2015 as amended read with Section 133 of the Companies Act, 2013. All assets and liabilities are classified into current and non current based on the operating cycle of less than twelve months or based on the criteria of realisation/settlement within twelve month period from the balance sheet date.

Accounting policies have been consistently applied except where a new accounting standard is initially adopted or revision to an existing accounting standard, requires a change in the accounting policy hitherto in use.

1.2 Use of estimates and judgements

The preparation of these standalone financial statements in conformity with the recognition and measurement principles of Ind AS requires the management of the Company to make judgements, estimates and assumptions that affect the application of accounting policies and the reported amount of assets and liabilities, revenues and expenses and disclosure of contingent liabilities. Such estimates and assumptions are based on management's evaluation of relevant facts and circumstances as on the date of financial statements. The actual outcome may diverge from these estimates. Estimates and assumptions are reviewed on a periodic basis. Appropriate changes in estimates are made when the management of the Company becomes aware of the changes in the circumstances surrounding the estimates. Changes in estimates are reflected

in the standalone financial statements in the period in which the changes are made and, if material, their effects are disclosed in the notes to the standalone financial statements.

1.3 Revenue recognition

1.3.1 Sale of products

Revenue is measured at amount of transaction price (net of variable consideration) received or receivable when control of the goods is transferred to the customer and there are no unfulfilled performance obligations as per the contract with the customers. Revenue is reduced for estimated customer returns, rebates and other similar allowances. Revenue excludes taxes collected from customer which have to be subsequently remitted to the Government authorities.

Ores

Revenue from sale of ores is recognised on completion of e-auction, receipt of money from the customer and payment of duties/levies collected from customer. In case of sale of sub-grade ores the revenue from sale of ores is recognised on despatch of goods to customers from mines or stock points as applicable when control of the goods is transferred to the customer and there are no unfulfilled performance obligations as per the contract with the customers and realisation is reasonably assured.

Ferroalloys and Coke

Revenue from sale of goods is recognised on dispatch of ferroalloys and coke to customers from plant, when control of the goods is transferred to the customer and there are no unfulfilled performance obligations as per the contract with the customers and realisation is reasonably assured.

Energy

Revenue from sale of energy is recognised on accrual basis based on the energy generated and supplied as per applicable rates from time to time and includes unbilled revenue accrued up to the end of the accounting year.

1.3.2 Rendering of services:

Revenue from sale of services is recognised over the period of time as per the terms of the contract with customers.

1.4 Dividend and interest income

Dividend income from investments is recognised when the Company's right to receive payment has been established.

Interest income from a financial asset is recognised when it is probable that the economic benefits will flow to the Company and the amount of income can be measured reliably. Interest income is accrued on a time basis, by reference to the principal outstanding and at the effective interest rate applicable, which is the rate that exactly discounts estimated future cash receipts through the expected life of the financial asset to that asset's net carrying amount on initial recognition.

Notes to the Standalone Financial Statements (contd.)

for the year ended 31 March 2023

1.5 Leases

The Company assesses whether a contract contains a lease, at inception of a contract. A contract is, or contains, a lease if the contract conveys the right to control the use of an identified asset for a period of time in exchange for consideration. To assess whether a contract conveys the right to control the use of an identified asset, the Company assesses whether: (i) the contract involves the use of an identified asset; (ii) the Company has substantially all of the economic benefits from use of the asset through the period of the lease; and (iii) the Company has the right to direct the use of the asset.

The Company as a lessee

As a lessee, the Company recognises a right-of-use asset and a lease liability at the lease commencement date. The right-of-use asset is initially measured at cost, which comprises the initial amount of the lease liability adjusted for any lease payments made at or before the commencement date, plus any initial direct costs incurred and an estimate of costs to dismantle and remove the underlying asset or to restore the underlying asset or the site on which it is located, less any lease incentives received.

The right-of-use asset is subsequently depreciated using the straight-line method from the commencement date to the earlier of the end of the useful life of the right-of-use asset or the end of the lease term. The estimated useful lives of right-of-use assets are determined on the same basis as those of property, plant and equipment. In addition, the right-of-use asset is periodically reduced by impairment losses, if any, and adjusted for certain remeasurements of the lease liability.

The lease liability is initially measured at the present value of the lease payments that are not paid at the commencement date, discounted using the interest rate implicit in the lease or, if that rate cannot be readily determined, the Company's incremental borrowing rate. Generally, the Company uses its incremental borrowing rate as the discount rate.

Lease payments included in the measurement of the lease liability comprise the fixed payments, including in substance fixed payments. The lease liability is measured at amortised cost using the effective interest method.

The Company applies the recognition exemption for short-term leases and leases of low-value assets. The lease payment for short-term leases having a lease term of up to 12 months and leases of low-value assets, are recognised as an expenses on a straight line basis over the lease term. The Company applied a single discount rate for a portfolio of leases of similar assets in similar economic environment with a similar end date.

The Company as lessor

Rental income from operating leases is generally recognised on a straight-line basis over the term of the relevant lease. Initial direct costs incurred in negotiating and arranging an operating lease are added to the carrying amount of the leased asset and recognised on a straight-line basis over the lease term.

1.6 Foreign currency transactions and balances

Transactions in foreign currency are recorded at exchange rates prevailing on the date of the respective transactions.

Foreign exchange gains and losses resulting from the settlement of such transactions and from the translation at the exchange rates prevailing at reporting date of monetary assets and liabilities denominated in foreign currencies are recognized in the standalone statement of profit and loss and reported within foreign exchange gains/(losses).

Non-monetary assets and liabilities denominated in a foreign currency and measured at historical cost are translated at the exchange rate prevalent at the date of transaction.

1.6.1 Functional currency

Functional currency of an entity is the currency of the primary economic environment in which the entity operates. The standalone financial statements are presented in Indian rupees, the national currency of India, which is the functional currency of the Company.

1.7 Employee benefits

1.7.1 Retirement benefit costs and termination benefits

Employee benefits include provident fund, employee state insurance scheme, pension, gratuity, superannuation and compensated absences.

Payments to defined contribution retirement benefit plans are recognised as an expense when employees have rendered service entitling them to the contributions.

For defined benefit retirement benefit plans, the cost of providing benefits is determined using the projected unit credit method, with actuarial valuations being carried out at the end of each annual reporting period. Remeasurement, comprising actuarial gains and losses, the effect of the changes to the asset ceiling (if applicable) and the return on plan assets (excluding net interest), is reflected immediately in the standalone balance sheet with a charge or credit recognised in other comprehensive income in the period in which they occur. Remeasurement recognised in other comprehensive income is reflected immediately in retained earnings and is not reclassified to the standalone statement of profit and loss. Past service cost is recognised in the standalone statement of profit and loss in the period of a plan amendment. Net interest is calculated by applying the discount rate at the beginning of the period to the net defined benefit liability or asset. Defined benefit costs are categorised as follows:

- service cost (including current service cost, past service cost, as well as gains and losses on curtailments and settlements);
- net interest expense or income; and
- re-measurement.

Notes to the Standalone Financial Statements (contd.)

for the year ended 31 March 2023

The Company presents the first two components of defined benefit costs in the standalone statement of profit and loss in the line item 'Employee benefits expense'. Curtailment gains and losses are accounted for as past service costs.

The retirement benefit obligation recognised in the standalone balance sheet represents the actual deficit or surplus in the Company's defined benefit plans. Any surplus resulting from this calculation is limited to the present value of any economic benefits available in the form of refunds from the plans or reductions in future contributions to the plans.

A liability for a termination benefit is recognised at the earlier of the following dates: (a) when the entity can no longer withdraw the offer of the termination benefit; and (b) when the entity recognises costs for restructuring that is within the scope of Ind AS 37 Provisions, Contingent Liabilities and Contingent Assets and involves the payment of termination benefits.

1.7.2 Short-term and other long-term employee benefits

A liability is recognised for benefits accruing to employees in respect of wages and salaries, annual leave and sick leave in the period the related service is rendered at the undiscounted amount of the benefits expected to be paid in exchange for that service.

Liabilities recognised in respect of short-term employee benefits are measured at the undiscounted amount of the benefits expected to be paid in exchange for the related service.

Liabilities recognised in respect of other long-term employee benefits are measured at the present value of the estimated future cash outflows expected to be made by the Company in respect of services provided by employees up to the reporting date.

1.8 Taxation

Income tax expense comprises of current tax and deferred tax in accordance with the provisions of Income-tax Act, 1961.

1.8.1 Current tax

The tax currently payable is based on taxable profit for the year. Taxable profit differs from 'profit before tax' as reported in the standalone statement of profit and loss because of items of income or expense that are taxable or deductible in other years and items that are never taxable or deductible. The Company's current tax is calculated using tax rates that have been enacted or substantively enacted by the end of the reporting period.

Current tax assets and current tax liabilities are offset when there is legally enforceable right to offset the recognised amounts and there is an intimation to settle the asset and liability on a net basis.

1.8.2 Deferred tax

Deferred tax is recognised on temporary differences between the carrying amounts of assets and liabilities in the standalone

financial statements and the corresponding tax bases used in the computation of taxable profit. Deferred tax liabilities are generally recognised for all taxable temporary differences. Deferred tax assets are generally recognised for all deductible temporary differences to the extent that it is probable that taxable profits will be available against which those deductible temporary differences can be utilised.

The carrying amount of deferred tax assets is reviewed at the end of each reporting period and reduced to the extent that it is no longer probable that sufficient taxable profits will be available to allow all or part of the asset to be recovered.

Deferred tax liabilities and assets are measured at the tax rates that are expected to apply in the period in which the liability is settled or the asset realised, based on tax rates (and tax laws) that have been enacted or substantively enacted by the end of the reporting period.

1.8.3 Current and deferred tax for the year

Current and deferred tax are recognised in the standalone statement of profit and loss, except when they relate to items that are recognised in other comprehensive income or directly in equity, in which case, the current and deferred tax are also recognised in other comprehensive income or directly in equity respectively.

1.9 Property, plant and equipment

Land and buildings held for use in the production or supply of goods or services, or for administrative purposes, are stated in the standalone balance sheet at cost less accumulated depreciation and accumulated impairment losses. Freehold land is not depreciated.

Properties in the course of construction for production, supply or administrative purposes are carried at cost, less any recognised impairment loss. Cost includes professional fees and, for qualifying assets, borrowing costs capitalised in accordance with the Company's accounting policy. Such properties are classified to the appropriate categories of property, plant and equipment when completed and ready for intended use. Depreciation of these assets, on the same basis as other property assets, commences when the assets are ready for their intended use.

Depreciation for the assets at head office and mines (including assets transferred from these locations to any other location) is provided on a written down value method over the prescribed useful lives as per Schedule II to the Companies Act, 2013 after adjustment of the applicable residual values. Depreciation for the assets at plant (including assets transferred from this location to any other location) is provided on a straight line basis over the prescribed useful lives as per Schedule II to the Companies Act, 2013 after adjustment of the applicable residual values. The estimated useful lives, residual values and depreciation method are reviewed at the end of each reporting period, with the effect of any changes in estimate accounted for on a prospective basis.

Notes to the Standalone Financial Statements (contd.)

for the year ended 31 March 2023

Assets held under finance leases are depreciated over their expected useful lives on the same basis as owned assets. However, when there is no reasonable certainty that ownership will be obtained by the end of the lease term, assets are depreciated over the shorter of the lease term and their useful lives.

Items such as spare parts, stand-by equipment and servicing equipment are recognised as property, plant and equipment when they meet the definition of property, plant and equipment under Ind AS 16. i.e., Property, plant and equipment are tangible items that:

- (a) are held for use in the production or supply of goods or services, for rental to others, or for administrative purposes; and
- (b) are expected to be used during more than one period. If the above said definition is not met, they are classified as inventories in accordance with Ind AS 2 Inventories.

An item of property, plant and equipment is derecognised upon disposal or when no future economic benefits are expected to arise from the continued use of the asset. Any gain or loss arising on the disposal or retirement of an item of property, plant and equipment is determined as the difference between the sales proceeds and the carrying amount of the asset and is recognised in profit or loss.

When an item of property, plant and equipment is acquired in exchange for a non-monetary asset or assets, or a combination of monetary and non-monetary assets, the cost of that item is measured at fair value (even if the entity cannot immediately derecognise the asset given up) unless the exchange transaction lacks commercial substance or the fair value of neither the asset received nor the asset given up is reliably measurable. If the acquired item is not measured at fair value, its cost is measured at the carrying amount of the asset given up.

1.10 Investment property

Investment properties are properties held to earn rentals and/or for capital appreciation (including property under construction for such purposes). Investment properties are measured initially at cost, including transaction costs. Subsequent to initial recognition, investment properties are measured in accordance with Ind AS 16's requirements for cost model.

Depreciation is recognised using the straight line method so as to amortise the cost of investment properties over their useful lives as specified in Schedule II of the Companies Act, 2013. Freehold land and properties under construction are not depreciated. Transfers to, or from, investment properties are made at the carrying amount when and only when there is a change in use.

An investment property is derecognised upon disposal or when the investment property is permanently withdrawn

from use and no future economic benefits are expected from the disposal. Any gain or loss arising on derecognition of the property (calculated as the difference between the net disposal proceeds and the carrying amount of the asset) is included in the standalone statement of profit and loss in the period in which the property is derecognised.

1.11 Intangible assets

1.11.1 Intangible assets acquired separately

Intangible assets with finite useful lives that are acquired separately are carried at cost less accumulated amortisation and accumulated impairment losses. Amortisation is recognised on a straight-line basis over their estimated useful lives. The estimated useful life and amortisation method are reviewed at the end of each reporting period, with the effect of any changes in estimate being accounted for on a prospective basis. Intangible assets with indefinite useful lives that are acquired separately are carried at cost less accumulated impairment losses.

1.11.2 Derecognition of intangible assets

An intangible asset is derecognised on disposal, or when no future economic benefits are expected from use or disposal. Gains or losses arising from derecognition of an intangible asset, measured as the difference between the net disposal proceeds and the carrying amount of the asset, are recognised in the standalone statement of profit and loss when the asset is derecognised.

1.11.3 Useful lives of intangible assets

Intangible assets are amortised over their estimated useful life on straight line method as follows:

Software Licenses: Lower of 5 years or license period.

1.12 Inventories

Inventories are valued at the lower of cost and the net realisable value after providing for obsolescence and other losses, where considered necessary. Cost includes all charges in bringing the goods to the point of sale, including all levies, transit insurance and receiving charges. Semi-finished goods and finished goods include appropriate proportion of overheads. Cost is determined as follows:

Stores, spares and consumables	Weighted average rates
Raw materials	Weighted average rates
Semi-finished goods & finished goods	Full absorption costing method based on annual cost of production

1.13 Provisions and contingencies

Provisions are recognised when the Company has a present obligation (legal or constructive) as a result of a past event, it is probable that the Company will be required to settle the obligation, and a reliable estimate can be made of the amount of the obligation.

Notes to the Standalone Financial Statements (contd.)

for the year ended 31 March 2023

The amount recognised as a provision is the best estimate of the consideration required to settle the present obligation at the end of the reporting period, taking into account the risks and uncertainties surrounding the obligation. When a provision is measured using the cash flows estimated to settle the present obligation, its carrying amount is the present value of those cash flows (when the effect of the time value of money is material).

When some or all of the economic benefits required to settle a provision are expected to be recovered from a third party, a receivable is recognised as an asset if it is virtually certain that reimbursement will be received and the amount of the receivable can be measured reliably.

The financial obligation towards mine closure plans under relevant Acts and Rules are technically estimated, based on total available ore reserves of all the mining leases. The amount so determined is provided in the books of account on the basis of run of mine ore production of the mines of all the mining leases.

1.14 Dividends

Provision is made for the amount of any dividend declared, being appropriately authorised and no longer at the discretion of the Company entity, on or before the end of the reporting period but not distributed at the end of the reporting period.

1.15. Earnings per share

The basic earnings/(loss) per share is computed by dividing the net profit/(loss) attributable to equity shareholders for the year by the weighted average number of equity shares outstanding during the year. The number of shares used in computing diluted earnings per share comprises the weighted average shares considered for deriving basic earnings per share, and also the weighted average number of equity shares that could have been issued on the conversion of all dilutive potential equity shares.

1.16. Segment reporting:

Operating segments are reported in the manner consistent with the internal reporting to the chief operating decision maker (CODM). The Company has identified business segment as its primary segment with secondary information reported geographically.

The Company's primary segments consist of Mining, Ferroalloys, Coke and energy.

Unallocable represents other income and expenses which relate to the Company as a whole and are not allocated to segments.

1.17 Operating cycle

As mentioned in para 1.1(ii) above under 'Basis of preparation of the standalone financial statements', the Company based

on the normal time between acquisition of assets and their realisation in cash or cash equivalents, has determined its operating cycle as one year. The above basis is used for classifying the assets and liabilities into current and non-current as the case may be.

1.18. Cash flow statement

Cash flows are reported using the indirect method, whereby profit/(loss) before extraordinary items and tax is adjusted for the effects of transactions of non-cash nature and any deferrals or accruals of past or future cash receipts or payments. The cash flows from operating, investing and financing activities of the Company are segregated based on the available information.

1.19. Financial instruments

Financial assets and liabilities are recognised when the Company becomes a party to the contractual provisions of the instrument. Financial assets and liabilities are initially measured at fair value. Transaction costs that are directly attributable to the acquisition or issue of financial assets and financial liabilities (other than financial assets and financial liabilities at fair value through profit or loss) are added to or deducted from the fair value measured on initial recognition of financial asset or financial liability.

The Company derecognises a financial asset only when the contractual rights to the cash flows from the asset expire, or when it transfers the financial asset and substantially all the risks and rewards of ownership of the asset to another entity. The Company derecognises financial liabilities when, and only when, the Company's obligations are discharged, cancelled or have expired.

Cash and cash equivalents

The Company considers all highly liquid financial instruments, which are readily convertible into known amounts of cash that are subject to an insignificant risk of change in value and having original maturities of three months or less from the date of purchase, to be cash equivalents. Cash and cash equivalents consist of balances with banks which are unrestricted for withdrawal and usage.

Financial assets at amortised cost

Financial assets are subsequently measured at amortised cost if these financial assets are held within a business whose objective is to hold these assets to collect contractual cash flows and the contractual terms of the financial assets give rise on specified dates to cash flows that are solely payments of principal and interest on the principal amount outstanding.

Financial assets at fair value through other comprehensive income

Financial assets are measured at fair value through other comprehensive income if these financial assets are held within a business whose objective is achieved by both collecting contractual cash flows on specified dates that are solely

Notes to the Standalone Financial Statements (contd.)

for the year ended 31 March 2023

payments of principal and interest on the principal amount outstanding and selling financial assets.

Financial assets at fair value through profit or loss

Financial assets are measured at fair value through profit or loss unless they are measured at amortised cost or at fair value through other comprehensive income on initial recognition. The transaction costs directly attributable to the acquisition of financial assets and liabilities at fair value through profit or loss are immediately recognised in standalone statement of profit and loss.

Financial liabilities

Financial liabilities are measured at amortised cost using the effective interest method.

Equity instruments

An equity instrument is a contract that evidences residual interest in the assets of the Company after deducting all of its liabilities. Equity instruments issued by the Company are recognised at the proceeds received net of direct issue cost.

1.20 Borrowing costs

Borrowing costs directly attributable to the acquisition, construction or production of qualifying assets, which are assets that necessarily take a substantial period of time to get ready for their intended use or sale, are added to the cost of those assets, until such time as the assets are substantially ready for their intended use or sale.

All other borrowing costs are recognised in the standalone statement of profit and loss in the year in which they are incurred.

The Company determines the amount of borrowing costs eligible for capitalisation as the actual borrowing costs incurred on that borrowing during the year less any interest income earned on temporary investment of specific borrowings pending their expenditure on qualifying assets, to the extent that an entity borrows funds specifically for the purpose of obtaining a qualifying asset. In case if the Company borrows generally and uses the funds for obtaining a qualifying asset, borrowing costs eligible for capitalisation are determined by applying a capitalisation rate to the expenditures on that asset.

Borrowing Cost includes exchange differences arising from foreign currency borrowings to the extent they are regarded as an adjustment to the finance cost.

1.21 Government grants

Grants from the government are recognised at their fair value where there is a reasonable assurance that the grant will be received and the Company will comply with all attached conditions.

Government grants relating to income are deferred and recognised in the standalone statement of profit and loss over the period necessary to match them with the costs that they are intended to compensate and presented within other income.

Government grants relating to the purchase of property, plant and equipment are deducted from the carrying amount of the asset resulting in reduced depreciation over the life of property, plant and equipment.

1.22 Recent accounting pronouncements

Ministry of Corporate Affairs ("MCA") notifies new standards or amendments to the existing standards under Companies (Indian Accounting Standards) Rules as issued from time to time. On 31 March 2023, MCA amended the Companies (Indian Accounting Standards) Amendment Rules, 2023, as below:

Ind AS 1 - Presentation of Financial Statements - This amendment requires the entities to disclose their material accounting policies rather than their significant accounting policies. The effective date for adoption of this amendment is annual periods beginning on or after 1 April 2023. The Company has evaluated the amendment and the impact of the amendment is insignificant in the standalone financial statements.

Ind AS 8 - Accounting Policies in Accounting Estimates and Errors - This amendment has introduced a definition of 'accounting estimates' and included amendments to Ind AS 8 to help entities distinguish changes in accounting policies from changes in accounting estimates. The effective date for adoption of this amendment is annual periods beginning on or after 1 April 2023. The Company has evaluated the amendment and there is no impact on its standalone financial statements.

Ind AS 12 - Income Taxes - This amendment has narrowed the scope of the initial recognition exemption so that it does not apply to transactions that give rise to equal and offsetting temporary differences. The effective date for adoption of this amendment is annual periods beginning on or after 1 April 2023. The Company has evaluated the amendments and there is no impact on its standalone financial statement.

Notes to the Standalone Financial Statements (contd.)

for the year ended 31 March 2023

Note No. 2: Property, plant and equipment

₹ in lakh

Particulars	Land-Freehold	Buildings	Plant and equipment	Office equipment	Furniture and fixtures	Vehicles	Total
I. Gross carrying amount							
As at 1 April 2022	10,299.20	13,645.14	63,587.51	879.09	734.11	1,357.94	90,502.99
Additions/adjustments	8,139.46	516.72	650.24	110.98	9.87	508.88	9,936.15
Addition on account of re-classification of assets from Investment properties (Refer note 5)	367.29	236.95	-	-	-	-	604.24
Disposals/adjustments	-	355.46	244.17	78.33	25.75	143.62	847.33
Balance as at 31 March 2023	18,805.95	14,043.35	63,993.58	911.74	718.23	1,723.20	1,00,196.05
II. Accumulated depreciation							
As at 1 April 2022	-	1,737.86	7,403.77	541.65	429.21	1,010.32	11,122.81
Depreciation expense (Refer note 29)	-	2,081.02	3,791.39	132.38	77.51	197.18	6,279.48
Addition on account of re-classification of assets from Investment properties (Refer note 5)	-	61.36	-	-	-	-	61.36
Disposals/adjustments	-	-	233.25	74.27	23.40	114.90	445.82
Balance as at 31 March 2023	-	3,880.24	10,961.91	599.76	483.32	1,092.60	17,017.83
III. Net carrying amount (I-II)	18,805.95	10,163.11	53,031.67	311.98	234.91	630.60	83,178.22

₹ in lakh

Particulars	Land-Freehold	Buildings	Plant and equipment	Office equipment	Furniture and fixtures	Vehicles	Total
I. Gross carrying amount							
As at 1 April 2021	7,804.47	8,498.23	62,149.34	851.64	729.57	1,328.49	81,361.74
Additions	2,494.73	5,160.10	1,624.98	59.89	4.54	29.45	9,373.69
Disposals/adjustments	-	-	-	32.44	-	-	32.44
Government grant (Refer note 1 below)	-	13.19	186.81	-	-	-	200.00
Balance as at 31 March 2022	10,299.20	13,645.14	63,587.51	879.09	734.11	1,357.94	90,502.99
II. Accumulated depreciation							
As at 1 April 2021	-	868.18	3,436.82	439.51	327.04	867.86	5,939.41
Depreciation expense (Refer note 29)	-	869.68	3,966.95	132.71	102.17	142.46	5,213.97
Disposals/adjustments	-	-	-	30.57	-	-	30.57
Balance as at 31 March 2022	-	1,737.86	7,403.77	541.65	429.21	1,010.32	11,122.81
III. Net carrying amount (I-II)	10,299.20	11,907.28	56,183.74	337.44	304.90	347.62	79,380.18

Notes:

- During the year 2021-2022, the Company has received capital subsidy towards Installation of Effluent Treatment Plant (ETP). The Company has fulfilled all the conditions relating to the grant of this subsidy and ₹ 200 lakh was received on 29 October 2021.
- There has been no revaluation of property, plant and equipment during the year 2021-22 and 2022-23.

Notes to the Standalone Financial Statements (contd.)

for the year ended 31 March 2023

Note No. 3: Right-of-use assets (Refer note 34)

₹ in lakh

Particulars	Vehicles	Buildings	Total
I. Gross carrying amount			
As at 1 April 2022	1,374.65	-	1,374.65
Additions	-	250.48	250.48
Disposals	61.83	-	61.83
Balance as at 31 March 2023	1,312.82	250.48	1,563.30
II. Accumulated depreciation			
As at 1 April 2022	1,242.44	-	1,242.44
Additions (Refer note 29)	103.85	16.70	120.55
Disposals	58.74	-	58.74
Balance as at 31 March 2023	1,287.55	16.70	1,304.25
III. Net carrying amount (I-II)	25.27	233.78	259.05

₹ in lakh

Particulars	Vehicles	Buildings	Total
I. Gross carrying amount			
As at 1 April 2021	1,374.65	-	1,374.65
Additions	-	-	-
Disposals	-	-	-
Balance as at 31 March 2022	1,374.65	-	1,374.65
II. Accumulated depreciation			
As at 1 April 2021	931.60	-	931.60
Additions (Refer note 29)	310.84	-	310.84
Disposals	-	-	-
Balance as at 31 March 2022	1,242.44	-	1,242.44
III. Net carrying amount (I-II)	132.21	-	132.21

Notes:

- The aggregate depreciation expense on right-of-use assets is included under depreciation and amortisation expense in the standalone statement of profit and loss.
- There has been no revaluation of right-of-use assets during the year 2021-22 and 2022-23.

Note No. 4: Capital work-in-progress

(a) Capital work-in-progress (CWIP) ageing schedule

As at 31 March 2023

₹ in lakh

Particulars	Amount in CWIP for a period of				Total
	Less than 1 year	1-2 years	2-3 years	More than 3 years	
Projects in progress	3,207.06	926.05	421.72	2,144.15	6,698.98
Total	3,207.06	926.05	421.72	2,144.15	6,698.98

Notes to the Standalone Financial Statements (contd.)

for the year ended 31 March 2023

As at 31 March 2022

Particulars	Amount in CWIP for a period of				Total
	Less than 1 year	1-2 years	2-3 years	More than 3 years	
Projects in progress	1,664.58	421.72	1,808.87	336.55	4,231.72
Total	1,664.58	421.72	1,808.87	336.55	4,231.72

₹ in lakh

(b) Capital work-in-progress completion schedule for projects whose completion is overdue as compared to its original plan

As at 31 March 2023

Particulars	Amount in CWIP for a period of				Total
	Less than 1 year	1-2 years	2-3 years	More than 3 years	
Downhill conveyor	2,359.83	-	-	-	2,359.83
Construction of school	1,341.96	-	-	-	1,341.96
Other project in progress	105.64	-	-	-	105.64
Total	3,807.43	-	-	-	3,807.43

₹ in lakh

As at 31 March 2022

Particulars	Amount in CWIP for a period of				Total
	Less than 1 year	1-2 years	2-3 years	More than 3 years	
Downhill conveyor	2,269.61	-	-	-	2,269.61
Construction of school	968.79	-	-	-	968.79
Total	3,238.40	-	-	-	3,238.40

₹ in lakh

Note No. 5: Investment properties

Particulars			Total
	Land	Buildings	
I. Gross carrying amount			
As at 1 April 2022	4,401.71	604.90	5,006.61
Additions	-	-	-
Transfer to property, plant and equipment (Refer note 8 below)	367.29	236.95	604.24
Disposals	-	-	-
Balance as at 31 March 2023	4,034.42	367.95	4,402.37
II. Accumulated depreciation			
As at 1 April 2022	-	158.12	158.12
Additions (Refer note 29)	-	13.17	13.17
Transfer to property, plant and equipment	-	61.36	61.36
Disposals	-	-	-
Balance as at 31 March 2023	-	109.93	109.93
III. Net carrying amount (I-II)	4,034.42	258.02	4,292.44

₹ in lakh

Notes to the Standalone Financial Statements (contd.)

for the year ended 31 March 2023

₹ in lakh

Particulars	Land	Buildings	Total
I. Gross carrying amount			
As at 1 April 2021	4,401.71	604.90	5,006.61
Additions	-	-	-
Disposals	-	-	-
Balance as at 31 March 2022	4,401.71	604.90	5,006.61
II. Accumulated depreciation			
As at 1 April 2021	-	135.29	135.29
Additions (Refer note 29)	-	22.83	22.83
Disposals	-	-	-
Balance as at 31 March 2022	-	158.12	158.12
III. Net carrying amount (I-II)	4,401.71	446.78	4,848.49

Notes:

- The Company's investment properties consist of two commercial and one residential properties in India. Management determined that the investment properties consist of two classes of assets - commercial and residential - based on the nature, characteristics and risks of each property.
- For depreciation methods used, the useful lives and the depreciation expense, refer note 1.10 to the standalone financial statements.
- All of the Company's investment properties are pledged as collateral against borrowings (Refer note 17 to the standalone financial statements).
- Fair market value of investment properties have been determined on the basis of valuations carried out by SJR Associates, an independent registered valuer (As at 31 March 2022: Thippeswamy C A. The fair values have been categorised as level 2 based on the techniques used and inputs applied.) The details of these valuations are as below:

₹ in lakh

Particulars	As at 31 March 2023	As at 31 March 2022
Land	6,596.65	6,011.41
Buildings	1,072.75	1,297.10
Total	7,669.40	7,308.51

Description of valuation techniques used and key inputs to valuation on investment properties:

Investment properties valuation	Technique
Land	Direct comparison approach for underlying land.
Building	Depreciated replacement cost method for built up structures.

Direct comparison approach for underlying land:

The direct comparison approach involves a comparison of the property being valued to similar properties that have actually been sold in arms length transactions or are offered for sale. This approach demonstrates what buyers have historically been willing to pay (and sellers willing to accept) for similar properties in a competitive market and is particularly useful in estimating the value of the land and properties that are typically traded on a unit basis. To ascertain the comparable transactions quotes, valuer would undertake an on ground market research exercise involving interactions with local market players such as real estate brokers, accumulators, etc. The data would be collated with respect to the general transaction activity in the subject regions. Post establishing the prevalent values in the subject micro markets, the value of the subject properties would be ascertained through an adjustment of the comparable collated.

Notes to the Standalone Financial Statements (contd.)

for the year ended 31 March 2023

Depreciated replacement cost method for built up structures:

The depreciated replacement cost method involves assessing the current cost of replacing an asset with its modern equivalent asset less deductions for physical deterioration and all relevant forms of obsolescence and optimization. Depreciation refers to adjustments made to the cost of an equivalent asset to reflect any comparative obsolescence (such as physical deterioration, functional or economic obsolescence) that affects the subject asset over the remaining life of the subject asset at the valuation date with its expected total life (economic life of the property). The physical life is how long the asset, ignoring any potential for refurbishment or reconstruction, could be used before the asset would be completely worn out or beyond economic repair. The economic life is how long it is anticipated that the asset could generate returns or provide a financial benefit.

- The Company has restrictions on the realisability/disposal of investment properties due to these being pledged as collateral against borrowings, however there are no restrictions on the remittance of income. There are no contractual obligations to purchase, construct or develop investment properties for repair, maintenance or enhancements.
- Amounts recognised in the standalone statement of profit and loss for the investment properties:

Particulars	₹ in lakh	
	For the year ended 31 March 2023	For the year ended 31 March 2022
Rental income (Refer note 25)	56.61	44.88
Direct operating expenses related to investment property	(23.80)	(8.62)
Profit from investment properties before depreciation	32.81	36.26
Depreciation (Refer note above)	(13.17)	(22.83)
Profit from investment properties	19.64	13.43

- There is no immovable property which is not held in the name of the Company.
- During the year, the Company has converted an investment property held for rental into Company's guest house owing to increase in operations.

Note No. 6: Other intangible assets

Particulars	₹ in lakh	
	Computer software	Total
I. Gross carrying amount		
As at 1 April 2022	458.49	458.49
Additions	7.70	7.70
Disposals	-	-
Balance as at 31 March 2023	466.19	466.19
II. Accumulated depreciation		
As at 1 April 2022	417.89	417.89
Amortisation expense (Refer note 29)	12.30	12.30
Disposals	-	-
Balance as at 31 March 2023	430.19	430.19
III. Net carrying amount (I-II)	36.00	36.00

Notes to the Standalone Financial Statements (contd.)

for the year ended 31 March 2023

₹ in lakh

Particulars	Computer software	Total
I. Gross carrying amount		
As at 1 April 2021	443.27	443.27
Additions	15.22	15.22
Disposals	-	-
Balance as at 31 March 2022	458.49	458.49
II. Accumulated depreciation		
As at 1 April 2021	405.45	405.45
Amortisation expense (Refer note 29)	12.44	12.44
Disposals	-	-
Balance as at 31 March 2022	417.89	417.89
III. Net carrying amount (I-II)	40.60	40.60

Notes:

- For amortisation method used and the useful lives refer note 1.11 to the standalone financial statements.
- There has been no revaluation of other intangible during the year 2021-22 and 2022-23.

Note No. 7: Investment in subsidiary and associate

₹ in lakh

Particulars	As at 31 March 2023		As at 31 March 2022	
	Current	Non-current	Current	Non-current
Unquoted equity investments valued at cost (all fully paid)				
Subsidiary:				
Investments in Sandur Pellets Private Limited	-	2,000.00	-	-
2,00,00,000 (31 March 2022: Nil) equity shares of ₹ 10 each (Refer note 1 below)				
Associate:				
Investment in Renew Sandur Green Energy Private Limited	-	3,091.44	-	-
2,81,04,000 (31 March 2022: Nil) equity shares of ₹ 10 each (Refer note 2 below)				
Total	-	5,091.44	-	-

Notes:

- During the year ended 31 March 2023, Sandur Pellets Private Limited, a wholly owned subsidiary, was incorporated on 7 May 2022.
- During the year ended 31 March 2023, the Company had entered into a Share Subscription and Shareholders Agreement with Renew Green Energy Solutions Private Limited (RGESPL) and Renew Sandur Green Energy Private Limited (RSGEPL) and Power Purchase Agreement with RSGEPL for the purpose of captive consumption of renewable power at its Metal & Ferroalloys Plant. The Company has subscribed to 49% of the paid-up equity share capital in RSGEPL.

Notes to the Standalone Financial Statements (contd.)

for the year ended 31 March 2023

Note No. 8: Investments

₹ in lakh

Particulars	As at 31 March 2023		As at 31 March 2022	
	Current	Non-current	Current	Non-current
Investments carried at fair value through profit or loss				
Investments in equity instruments (Quoted)	-	80.64	-	74.22
Investments in equity instruments (Unquoted)	22,642.89	-	36,292.83	-
Investments in mutual funds (Unquoted)	496.65	-	637.28	-
Investments carried at cost				
Investments in corporate bonds (Quoted)	20,615.94	-	596.74	-
Total	43,755.48	80.64	37,526.85	74.22
Aggregate value of quoted investments	43,258.83	80.64	36,889.57	74.22
Aggregate market value of quoted investments	43,258.83	80.64	36,889.57	74.22
Aggregate value of unquoted investments	496.65	-	637.28	-

Note No. 9: Loans

₹ in lakh

Particulars	As at 31 March 2023		As at 31 March 2022	
	Current	Non-current	Current	Non-current
Unsecured, considered good				
- Loan to employees	151.00	-	188.29	-
Total	151.00	-	188.29	-

Note: There are no loans that are granted to promoters, directors, KMPs and the related parties (as defined under the Companies Act, 2013).

Note No. 10: Other financial assets

₹ in lakh

Particulars	As at 31 March 2023		As at 31 March 2022	
	Current	Non-current	Current	Non-current
Unsecured, considered good				
(i) Security deposits	-	402.94	-	499.50
(ii) Demand deposits*	-	230.60	-	2,762.94
(iii) Interest accrued on deposits	1,716.17	-	606.49	-
Total	1,716.17	633.54	606.49	3,262.44

* Fixed deposit includes ₹ 230.60 lakh against margin accounts (As at 31 March 2022 - ₹ 368.24 lakh).

Notes to the Standalone Financial Statements (contd.)

for the year ended 31 March 2023

Note No. 11: Deferred tax balances

Particulars	₹ in lakh	
	As at 31 March 2023	As at 31 March 2022
Deferred tax (liabilities)/assets (net)	(754.39)	(1,093.67)
Total	(754.39)	(1,093.67)

As at 31 March 2023

Particulars	₹ in lakh			
	Opening balance	Recognised in the standalone statement of profit and loss	Recognised in other comprehensive income	Closing balance
Deferred tax (liabilities)/assets in relation to:				
Property, plant and equipment	(3,170.85)	(351.08)	-	(3,521.93)
Right-of-use assets (net)	2.36	(2.36)	-	-
Intangible assets	11.01	(2.70)	-	8.31
Unrealised gain/loss on investments	(434.95)	403.94	-	(31.01)
Provision for doubtful debts	197.65	52.95	-	250.60
Provision for employee benefits	552.50	(216.69)	27.21	363.02
Borrowings	(87.75)	29.10	-	(58.65)
Disallowances under Section 40(a)(i) and Section 43B of the Income-tax Act, 1961	1,836.36	398.91	-	2,235.27
Total	(1,093.67)	312.07	27.21	(754.39)

As at 31 March 2022

Particulars	₹ in lakh			
	Opening balance	Recognised in the standalone statement of profit and loss	Recognised in other comprehensive income	Closing balance
Deferred tax (liabilities)/assets in relation to:				
Property, plant and equipment	(2,794.96)	(375.89)	-	(3,170.85)
Right-of-use assets (net)	154.82	(152.46)	-	2.36
Intangible assets	(20.30)	31.31	-	11.01
Unrealised gain/loss on investments	363.69	(798.64)	-	(434.95)
Provision for doubtful debts	287.78	(90.13)	-	197.65
Provision for employee benefits	440.37	112.06	0.07	552.50
Borrowings	-	(87.75)	-	(87.75)
Disallowances under Section 40(a)(i) and Section 43B of the Income-tax Act, 1961	2,042.53	(206.17)	-	1,836.36
Total	473.93	(1,567.67)	0.07	(1,093.67)

Notes to the Standalone Financial Statements (contd.)

for the year ended 31 March 2023

Note No. 12: Other assets

₹ in lakh

Particulars	As at 31 March 2023		As at 31 March 2022	
	Current	Non-current	Current	Non-current
Unsecured considered good, unless otherwise stated				
(a) Duty paid under protest	-	132.89	-	90.67
(b) Capital advances	-	5,595.33	-	463.30
(c) Advances other than capital advances				
(i) Balances with government authorities (other than income taxes)				
- Considered good	1,094.22	156.99	2,124.96	156.99
- Considered doubtful	3.65	-	3.65	-
	1,097.87	156.99	2,128.61	156.99
Less: Provision for doubtful advances	3.65	-	3.65	-
	1,094.22	156.99	2,124.96	156.99
(ii) Other advances				
- Considered good	1,944.25	-	6,476.39	-
- Considered doubtful	380.90	-	362.87	-
	2,325.15	-	6,839.26	-
Less: Provision for doubtful advances	380.90	-	362.87	-
	1,944.25	-	6,476.39	-
(d) Excess of plan asset on gratuity obligation (Refer note 35)	-	-	45.87	-
(e) Prepaid expenses	391.03	-	-	-
Total	3,429.50	5,885.21	8,647.22	710.96

Note No. 13: Inventories

₹ in lakh

Particulars	As at	As at
	31 March 2023	31 March 2022
(a) Raw materials (includes goods-in-transit as at 31 March 2023: ₹ 10,037.01 lakh; as at 31 March 2022: ₹ 17,840.82 lakh)	18,193.99	22,893.55
(b) Finished and semi-finished goods	9,071.34	7,094.42
(c) Stores and spares	1,922.83	1,140.79
Total Inventories (at lower of cost or net realisable value)	29,188.16	31,128.76

Notes:

- Mode of valuation of inventories is stated in note 1.12 to the standalone financial statements.
- All of the Company's inventories are pledged as collateral against borrowings (Refer note 17 to the standalone financial statements).
- Write-down/(reversal of write-down of earlier years) of the inventories to net realisable value amounted to ₹ 393.20 lakh (2021-22 ₹ 37.10 lakh). These were recognized as an expense/(reversal of expense) during the year and included in the standalone statement of profit and loss.

Notes to the Standalone Financial Statements (contd.)

for the year ended 31 March 2023

Note No. 14: Trade receivables

Particulars	₹ in lakh	
	As at 31 March 2023	As at 31 March 2022
Secured considered good, unless otherwise stated		
Others	9,373.73	7,032.26
Unsecured considered good, unless otherwise stated		
Related parties (Refer note 36)	0.72	-
Others	5,049.41	13,261.27
Unsecured considered doubtful		
Credit impaired	611.51	422.45
Total unsecured	5,661.64	13,683.72
Less: Allowance for credit losses	611.51	422.45
	5,050.13	13,261.27
Total	14,423.86	20,293.53

Trade receivables ageing schedule as at 31 March 2023

Particulars	Outstanding for following periods from due date of payment							Total
	Not due	Less than 6 months	6 months to 1 year	1 to 2 years	2 to 3 years	More than 3 years		
	₹ in lakh							
(i) Undisputed trade receivables - considered good	6,918.89	6,182.55	1,308.14	3.13	11.15	-	14,423.86	
(ii) Undisputed trade receivables - have significant increase in credit risk	-	-	-	-	-	-	-	
(iii) Undisputed trade receivables - credit impaired	0.10	6.70	18.52	83.31	78.50	416.94	604.07	
(iv) Disputed trade receivables - considered good	-	-	-	-	-	-	-	
(v) Disputed trade receivables - which have significant increase in credit risk	-	-	-	-	-	-	-	
(vi) Disputed trade receivables - credit impaired	-	-	-	-	-	7.44	7.44	
Total	6,918.99	6,189.25	1,326.66	86.44	89.65	424.38	15,035.37	
Less: Allowance for bad and doubtful debts							611.51	
Total trade receivables							14,423.86	

Notes to the Standalone Financial Statements (contd.)

for the year ended 31 March 2023

Trade receivables ageing schedule as at 31 March 2022

₹ in lakh

Particulars	Outstanding for following periods from due date of payment						Total
	Not due	Less than 6 months	6 months to 1 year	1 to 2 years	2 to 3 years	More than 3 years	
(i) Undisputed trade receivables - considered good	11,017.99	9,032.11	148.51	85.61	4.45	4.86	20,293.53
(ii) Undisputed trade receivables - have significant increase in credit risk	-	-	-	-	-	-	-
(iii) Undisputed trade receivables - credit impaired	-	0.39	-	0.57	21.18	392.87	415.01
(iv) Disputed trade receivables - considered good	-	-	-	-	-	-	-
(v) Disputed trade receivables - which have significant increase in credit risk	-	-	-	-	-	-	-
(vi) Disputed trade receivables - credit impaired	-	-	-	-	-	7.44	7.44
Total	11,017.99	9,032.50	148.51	86.18	25.63	405.17	20,715.98
Less: Allowance for bad and doubtful debts							422.45
Total trade receivables							20,293.53

Note: Trade receivables are non-interest bearing and are generally on terms of 30 to 90 days.

Note No. 15: Cash and bank balances

₹ in lakh

Particulars	As at 31 March 2023	As at 31 March 2022
(i) Cash and cash equivalents		
(a) Balances with banks		
- Current accounts	1,490.52	3,512.67
- Demand deposits *	1,000.00	600.00
(b) Cash on hand	2.31	3.23
Total cash and cash equivalents	2,492.83	4,115.90
(ii) Other bank balances		
(a) Earmarked balances with banks -dividend accounts	17.19	28.44
(b) Balances with banks:		
Demand deposit with banks and financial institutions with maturity of more than 3 months **	47,052.49	72,540.02
Less: Demand deposits with banks and financial institutions reclassified to other financial assets (Refer note 10)	(230.60)	(2,763.24)
Sub Total	46,821.89	69,776.78
Total other bank balances	46,839.08	69,805.22

* The deposits maintained by the Company with banks comprises of time deposits, which can be withdrawn by the Company at any point without prior notice or penalty on the principal.

** Fixed deposit includes ₹ 21,544.60 lakh against margin accounts (As at 31 March 2022 - ₹ 55,882.51 lakh).

Notes to the Standalone Financial Statements (contd.)

for the year ended 31 March 2023

Note No. 16 A: Equity share capital

Particulars	As at 31 March 2023		As at 31 March 2022	
	No. of shares	Amount ₹ in lakh	No. of shares	Amount ₹ in lakh
(i) Authorised:				
Equity shares of ₹ 10 each with voting rights	11,40,00,000	11,400.00	11,40,00,000	11,400.00
Preference shares of ₹ 100 each	1,00,000	100.00	1,00,000	100.00
(ii) Issued, subscribed and fully paid-up:				
Equity shares of ₹ 10 each with voting rights	2,70,05,823	2,700.58	90,01,941	900.19
Total	2,70,05,823	2,700.58	90,01,941	900.19

(iii) Reconciliation of the number of shares outstanding at the beginning of the year and at the end of the year:

Particulars	As at 31 March 2023		As at 31 March 2022	
	No. of shares	Amount ₹ in lakh	No. of shares	Amount ₹ in lakh
At the beginning of the year	90,01,941	900.19	90,01,941	900.19
Add: Shares issued during the year	1,80,03,882	1,800.39	-	-
Less: Shares bought back/any changes	-	-	-	-
At the end of the year	2,70,05,823	2,700.58	90,01,941	900.19

(iv) Rights, preferences and restrictions attached to equity shares Rights, preferences and restrictions attached to equity shares:

The Company has only one class of equity shares having par value of ₹ 10 per share. Each holder of equity share is entitled to one vote per share. The Company declares and pays dividend in Indian Rupees. The dividend proposed by the Board of Directors is subject to approval of the shareholders in the ensuing Annual General Meeting. In the event of the liquidation, the equity shareholders are eligible to receive the remaining assets of the Company in proportion to their shareholdings after distribution of all preferential amounts.

(v) Aggregate number and class of equity shares allotted as fully paid without payment being received in cash for the period of 5 years immediately preceding the balance sheet date:

The scheme of amalgamation of Star Metallica and Power Private Limited ("Transferor") a subsidiary, with the Company was approved by the Bengaluru bench of National Company Law Tribunal (NCLT), vide its order dated 4 March 2020, and on completion of the required formalities the Scheme became effective from 1 April 2019. Pursuant to the approval of the scheme, 251,941 equity shares of ₹ 10 each were issued to the minority shareholders.

(vi) Details of shares held by the holding Company:

Particulars	As at 31 March 2023		As at 31 March 2022	
	No. of shares	Amount ₹ in lakh	No. of shares	Amount ₹ in lakh
Skand Private Limited	1,41,33,995	1,413.40	46,37,440	463.74

(vii) Details of equity shares held by shareholders holding more than 5% shares:

Particulars	As at 31 March 2023		As at 31 March 2022	
	Number of shares held	% holding in that class of shares	Number of shares held	% holding in that class of shares
Skand Private Limited	1,41,33,995	52.34%	46,37,440	51.52%
Euro Industrial Enterprises Private Limited	20,64,364	7.64%	6,77,329	7.52%

Notes to the Standalone Financial Statements (contd.)

for the year ended 31 March 2023

(viii) Disclosure of shareholding of promoters:

Name of promoter	As at 31 March 2023		As at 31 March 2022		% change during the year
	Number of shares held	% holding in that class of shares	Number of shares held	% holding in that class of shares	
Bahirji Ajay Ghorpade	8,48,767	3.14%	2,78,485	3.09%	0.05%
Shivrao Yeshwantrao Ghorpade	78,420	0.29%	26,830	0.30%	(0.01%)

Note No. 16 B: Other equity

Description of the nature and purpose of other equity:

Particulars	₹ in lakh	
	As at 31 March 2023	As at 31 March 2022
Capital redemption reserve (Refer note (a) below)	100.65	100.65
Securities premium (Refer note (b) below)	10,272.27	10,272.27
General reserve (Refer note (c) below)	3,788.11	3,788.11
Amalgamation adjustment deficit account (Refer note (d) below)	(3,488.91)	(3,488.91)
Retained earnings (Refer note (e) below)	1,80,342.44	1,54,601.95
Other comprehensive income (Refer note (f) below)	(333.13)	(252.21)
Total	1,90,681.43	1,65,021.86

(a) Capital redemption reserve: Reserve created on redemption of capital.

Particulars	₹ in lakh	
	As at 31 March 2023	As at 31 March 2022
As at the beginning of the year	100.65	100.65
Additions/(deletions) during the year	-	-
As at the end of the year	100.65	100.65

(b) Securities premium: Amounts received on issue of shares in excess of the par value has been classified as securities premium.

Particulars	₹ in lakh	
	As at 31 March 2023	As at 31 March 2022
As at the beginning of the year	10,272.27	10,272.27
Additions/(deletions) during the year	-	-
As at the end of the year	10,272.27	10,272.27

(c) General reserve: The general reserve is used from time to time to transfer profits from retained earnings for appropriation purposes. There is no policy of regular transfer. Items included under general reserve shall not be reclassified back into the Standalone Statement of Profit and Loss.

Particulars	₹ in lakh	
	As at 31 March 2023	As at 31 March 2022
As at the beginning of the year	3,788.11	3,788.11
Additions/(deletions) during the year	-	-
As at the end of the year	3,788.11	3,788.11

Notes to the Standalone Financial Statements (contd.)

for the year ended 31 March 2023

(d) **Amalgamation adjustment deficit account:** It represents excess of the carrying value of the net assets (including reserves) in case of common control business combination. This amount will be adjusted in determining the surplus available for dividend distribution.

Particulars	₹ in lakh	
	As at 31 March 2023	As at 31 March 2022
As at the beginning of the year	(3,488.91)	(3,488.91)
Additions/(deletions) during the year	-	-
As at the end of the year	(3,488.91)	(3,488.91)

(e) **Retained earnings:** Retained earnings comprise of the Company's prior years undistributed earnings after taxes.

Particulars	₹ in lakh	
	As at 31 March 2023	As at 31 March 2022
As at the beginning of the year	1,54,601.95	87,990.56
Net profit for the year	27,090.78	67,511.58
Dividends (Refer note 38)	(1,350.29)	(900.19)
As at the end of the year	1,80,342.44	1,54,601.95

(f) **Other comprehensive income:** Remeasurement of defined benefit liability comprises of actuarial gain & loss and return on plan assets.

Particulars	₹ in lakh	
	As at 31 March 2023	As at 31 March 2022
As at the beginning of the year	(252.21)	(252.00)
Additions/(deletions) during the year	(80.92)	(0.21)
As at the end of the year	(333.13)	(252.21)

Note No. 17: Borrowings

Particulars	₹ in lakh			
	As at 31 March 2023		As at 31 March 2022	
	Current	Non-current	Current	Non-current
Secured, considered good				
Term loan from banks	4,285.71	16,070.96	5,603.19	25,233.07
Total	4,285.71	16,070.96	5,603.19	25,233.07

Particulars	₹ in lakh	
	As at 31 March 2023	As at 31 March 2022
Term loan		
Secured loan	20,356.67	30,836.26
Total Term loan	20,356.67	30,836.26
Less: Current maturities of term loan	4,285.71	5,603.19
Total non current borrowings	16,070.96	25,233.07

Notes to the Standalone Financial Statements (contd.)

for the year ended 31 March 2023

Notes:

- Terms of repayment:** Borrowing from ICICI Bank Limited & IndusInd Bank Limited is payable over 84 equal instalments starting from 31 March 2021 and from Axis Bank Limited is payable over 73 equal instalment starting from 31 March 2021.
- Security:**
 - First pari-passu charge on all the immovable assets (limited to properties pledged against the facility), movable assets, project receivables, debt service reserve accounts assets and escrow account.
 - Second pari-passu charge on all the current assets and receivables.
- Rate of interest:** In the range of 6.50% to 9.00% as at 31 March 2023 (As at 31 March 2022: 6.50% to 7.35%).
- Working capital facilities (fund based and non-fund based) aggregating to ₹ 49,600 lakh (As at 31 March 2022 ₹ 35,100 lakh) are secured by first pari-passu charge on all the current assets and receivables and second pari-passu charge on all the immovable assets (limited to properties pledged against the facility), movable assets, project receivables, debt service reserve accounts assets and escrow account assets.
- The Company has filed quarterly returns or statements with the banks in lieu of the sanctioned working capital facilities, which are in agreement with the books of account.
- The Company has not defaulted on any loan payable.

Note No. 18: Lease liabilities

₹ in lakh

Particulars	As at 31 March 2023		As at 31 March 2022	
	Current	Non-current	Current	Non-current
Lease liabilities (Refer note 34)	80.08	169.71	118.44	23.12
Total	80.08	169.71	118.44	23.12

Note No. 19: Other financial liabilities

₹ in lakh

Particulars	As at 31 March 2023		As at 31 March 2022	
	Current	Non-current	Current	Non-current
Security deposits	31.84	24.09	12.50	33.00
Earnest money deposit	1,643.16	-	-	-
Retention money	240.65	259.94	382.68	389.06
Capital creditors				
- Dues to micro enterprises and small enterprises (Refer note 39)				
Related parties (Refer note 36)	2.24	-	-	-
Others	62.06	-	41.85	-
- Dues to other than micro enterprises and small enterprises	103.19	-	554.39	-
Unclaimed dividends (Refer note below)	17.19	-	28.44	-
Total	2,100.33	284.03	1,019.86	422.06

Note: There are no amounts due for transfer to the Investor Education and Protection Fund under Section 125 of the Companies Act, 2013 as at the year end.

Notes to the Standalone Financial Statements (contd.)

for the year ended 31 March 2023

Note No. 20: Provisions

₹ in lakh

Particulars	As at 31 March 2023		As at 31 March 2022	
	Current	Non-current	Current	Non-current
Provision for:				
- Compensated absences (Refer note 35(b)(ii))	72.10	451.84	62.47	380.19
- Restoration liabilities	-	1,109.00	-	924.00
- Others	404.73	-	398.93	-
Total	476.83	1,560.84	461.40	1,304.19

Details of movement in provision for restoration liabilities and others:

₹ in lakh

Particulars	For the year ended 31 March 2023		For the year ended 31 March 2022	
	Restoration liabilities	Others	Restoration liabilities	Others
Balance at the beginning of the year	924.00	398.93	713.00	393.13
Recognised during the year	125.00	5.80	147.00	5.80
Unwinding of discount	60.00	-	64.00	-
Utilised/reversed during the year	-	-	-	-
Balance at the end of the year	1,109.00	404.73	924.00	398.93

Note:

The financial obligation towards restoration liabilities (mine closure plans) under relevant Acts and Rules are technically estimated, based on total available ore reserves of all the mining leases. The amount so determined is provided in the books of account on the basis of run of mine ore production of the mines of all the mining leases.

Note No. 21: Trade payables

₹ in lakh

Particulars	As at 31 March 2023	As at 31 March 2022
	Current	Current
Trade payables		
Dues to micro and small enterprises (Refer note 39)		
Related parties (Refer note 36)	38.03	0.22
Others	317.21	245.30
	355.24	245.52
Dues to other than micro and small enterprises		
Related parties (Refer note 36)	752.83	343.37
Others	24,061.85	56,372.13
	24,814.68	56,715.50
Total	25,169.92	56,961.02

Notes to the Standalone Financial Statements (contd.)

for the year ended 31 March 2023

Trade payables aging schedule

As at 31 March 2023

Particulars	Outstanding for following periods from due date of payment					Total
	Not due	Less than 1 year	1-2 years	2-3 years	More than 3 years	
Undisputed dues to micro enterprises and small enterprises	146.51	208.73	-	-	-	355.24
Undisputed dues to creditors other than micro enterprises and small enterprises	280.21	21,017.17	1,302.94	93.28	29.42	22,723.02
Disputed dues to micro enterprises and small enterprises	-	-	-	-	-	-
Disputed dues to creditors other than micro enterprises and small enterprises	-	140.84	140.84	140.84	1,669.14	2,091.66
Total	426.72	21,366.74	1,443.78	234.12	1,698.56	25,169.92

As at 31 March 2022

Particulars	Outstanding for following periods from due date of payment					Total
	Not due	Less than 1 year	1-2 years	2-3 years	More than 3 years	
Undisputed dues to micro enterprises and small enterprises	54.76	190.76	-	-	-	245.52
Undisputed dues to creditors other than micro enterprises and small enterprises	149.72	54,197.40	257.17	111.53	48.87	54,764.69
Disputed dues to micro enterprises and small enterprises	-	-	-	-	-	-
Disputed dues to creditors other than micro enterprises and small enterprises	-	140.84	140.84	114.86	1,554.27	1,950.81
Total	204.48	54,529.00	398.01	226.39	1,603.14	56,961.02

Notes:

- Trade payables are payables in respect of the amount due on account of goods purchased or services received in the normal course of business.
- The disclosures required under the Section 22 of Micro, Small and Medium Enterprises Development Act, 2006 have been provided under note 39 to the standalone financial statements.

Note No. 22 A: Non current tax assets (net)

Particulars	₹ in lakh	
	As at 31 March 2023	As at 31 March 2022
Advance tax and tax deducted at source [(net of provision of ₹ 73,566.38 lakh (31 March 2022: ₹ 51,121.20 lakh)]	5,011.66	5,166.96
Total	5,011.66	5,166.96

Notes to the Standalone Financial Statements (contd.)

for the year ended 31 March 2023

Note No. 22 B: Current tax liabilities (net)

Particulars	₹ in lakh	
	As at 31 March 2023	As at 31 March 2022
Provision for income tax (Net of advance tax ₹ 8,207.66 lakh (As at 31 March 2022: ₹ 21,796.02 lakh))	1,152.03	771.46
Total	1,152.03	771.46

Note No. 23: Other current liabilities

Particulars	₹ in lakh	
	As at 31 March 2023	As at 31 March 2022
Advances received from customers	661.31	1,865.71
Statutory dues	6,774.31	9,348.40
Gratuity payable (Refer note 35)	228.70	-
Other creditors	12.10	12.40
Total	7,676.42	11,226.51

Note No. 24: Revenue from operations

Particulars	₹ in lakh	
	For the year ended 31 March 2023	For the year ended 31 March 2022
Revenue from		
(a) Sale of products (Refer note (i) below)	2,06,822.39	2,20,615.01
(b) Rendering of services (Refer note (ii) below)	4,453.23	2,989.52
(c) Other operating revenue (Refer note (iii) below)	1,305.14	1,269.62
Total	2,12,580.76	2,24,874.15

Notes:

Disaggregated revenue information

Particulars	₹ in lakh	
	For the year ended 31 March 2023	For the year ended 31 March 2022
(i) Revenue from sale of products comprises:		
(a) Manganese ore	14,247.41	18,375.93
(b) Iron ore	47,179.61	63,473.24
(c) Silicomanganese	40,800.57	41,606.47
(d) Ferromanganese	629.31	4,311.11
(e) Energy	-	61.86
(f) Coke	1,03,965.49	92,786.40
	2,06,822.39	2,20,615.01
(ii) Revenue form rendering of services:		
Coke conversion charges	4,453.23	2,989.52
(iii) Other operating revenues:		
(a) Handling charges	790.92	800.26

Notes to the Standalone Financial Statements (contd.)

for the year ended 31 March 2023

₹ in lakh

Particulars	For the year ended 31 March 2023	For the year ended 31 March 2022
(b) Sale of scrap/waste	192.29	286.90
(c) Other miscellaneous receipts	321.93	182.46
	1,305.14	1,269.62
(iv) Timing of revenue recognition:		
(a) Goods transferred at a point in time	2,12,338.47	2,24,716.65
(b) Services transferred over time	242.29	157.50
	2,12,580.76	2,24,874.15
(v) Contract balance:		
(a) Contract assets - Trade receivables (Refer note 14)	14,423.86	20,293.53
(b) Contract liabilities - Advance received from customers (Refer note 23)	661.31	1,865.71

Note No. 25: Other income

₹ in lakh

Particulars	For the year ended 31 March 2023	For the year ended 31 March 2022
(a) Interest income:		
- On banks, corporate deposits and supplier's credit	4,068.61	1,276.83
- On others	3.44	2.46
	4,072.05	1,279.29
(b) Gain on investments classified as fair value through profit or loss		
- Gain on revaluation of investments	128.35	847.73
- Gain on sale of investments	859.06	809.70
	987.41	1,657.43
(c) Dividend income	53.58	16.46
(d) Sale of petroleum products (Net of expenses of ₹ 8,336.02 lakh directly attributable to the sale (For the year ended 31 March 2022 - ₹ 2,674.32 lakh))	172.90	38.08
(e) Gain on sale of property, plant and equipment and right of use asset (net)	10.38	-
(f) Foreign exchange gain (net)	-	270.31
(g) Provisions/liabilities no longer required written back	295.43	-
(h) Miscellaneous income	292.00	261.01
Total	5,883.75	3,522.58

Notes to the Standalone Financial Statements (contd.)

for the year ended 31 March 2023

Note No. 26: Changes in stock of finished and semi-finished goods

₹ in lakh

Particulars	For the year ended 31 March 2023	For the year ended 31 March 2022
Inventories at the beginning of the year: (Refer note 13)		
Finished and semi-finished goods	7,094.42	6,172.36
Inventories at the end of the year: (Refer note 13)		
Finished and semi-finished goods	9,071.34	7,094.42
Net increase	(1,976.92)	(922.06)

Note No. 27: Employee benefits expense

₹ in lakh

Particulars	For the year ended 31 March 2023	For the year ended 31 March 2022
(a) Salaries, wages and bonus	8,722.70	8,685.88
(b) Contribution to provident and other funds (Refer note 35)	1,132.48	476.88
(c) Staff welfare expenses	1,979.51	1,244.53
(d) Subsidy on food grains	970.64	886.51
Total	12,805.33	11,293.80

Note No. 28: Finance costs

₹ in lakh

Particulars	For the year ended 31 March 2023	For the year ended 31 March 2022
(a) Interest expense on:		
Term loans from banks	2,208.19	3,153.17
Lease liabilities (Refer note 34)	12.52	32.10
Others	504.05	594.06
	2,724.76	3,779.33
(b) Unwinding of discount on financial liabilities (Refer note 20)	60.00	64.00
Total	2,784.76	3,843.33

Note No. 29: Depreciation and amortisation expense

₹ in lakh

Particulars	For the year ended 31 March 2023	For the year ended 31 March 2022
(a) Depreciation of property, plant and equipment (Refer note 2)	6,279.48	5,213.97
(b) Depreciation of right-of-use assets (Refer note 3)	120.55	310.84
(c) Depreciation of investment properties (Refer note 5)	13.17	22.83
(d) Amortisation of other intangible assets (Refer note 6)	12.30	12.44
Total	6,425.50	5,560.08

Notes to the Standalone Financial Statements (contd.)

for the year ended 31 March 2023

Note No. 30: Other expenses

₹ in lakh

Particulars	For the year ended 31 March 2023	For the year ended 31 March 2022
(a) Stores and spares consumed	- 1,559.19	- 1,071.10
(b) Operation and maintenance charges	- 1,547.00	- 1,448.18
(c) Power and fuel	- 71.05	- 55.54
(d) Rent (Refer note 34)	- 144.67	- 161.70
(e) Rates and taxes	- 16,137.72	- 15,010.11
(f) Insurance	- 225.19	- 250.49
(g) Repairs and maintenance - machinery	- 258.38	- 338.66
(h) Repairs and maintenance - building	- 209.10	- 101.48
(i) Repairs and maintenance - others	- 523.03	- 546.66
(j) Mine running expenses	- 8,184.09	- 8,125.23
(k) Freight, loading and siding charges	- 4,450.08	- 3,798.68
(l) Selling expenses	- 1,396.15	- 1,367.93
(m) Travelling and conveyance expenses	- 908.37	- 712.17
(n) Expenditure on corporate social responsibility (CSR) (Refer note 40)	- 889.42	- 446.29
(o) Donations and contributions	- -	- 125.00
(p) Auditors remuneration	- -	- -
- Statutory audit fees*	94.50	50.00
- Tax audit fees	10.00	7.00
- Certification	7.50	5.20
- Reimbursement of expenses**	5.35	2.17
	- 117.35	- 64.37
(q) Provision for doubtful debts/advances	207.09	56.55
Less: Provision released	- -	30.91
	- 207.09	- 25.64
(r) Legal and other professional charges***	- 941.08	- 2,209.91
(s) Loss on sale of property, plant and equipments (net)	- -	- 1.35
(t) Foreign exchange fluctuation (net)	- 2,970.73	- -
(u) Miscellaneous expenses	- 3,590.37	- 2,177.72
Total	- 44,330.06	- 38,038.21

* Include ₹ 6.00 lakh paid to erstwhile auditor.

** Include ₹ 2.08 lakh paid to erstwhile auditor.

*** Includes ₹ 11.78 lakh paid to firm in which the partner of audit firm is the partner.

Notes to the Standalone Financial Statements (contd.)

for the year ended 31 March 2023

Note No. 31: Current tax and deferred tax

(a) Tax expense recognised in the statement of profit and loss:

Particulars	₹ in lakh	
	For the year ended 31 March 2023	For the year ended 31 March 2022
Current tax		
(a) for the year	9,279.73	22,453.00
(b) relating to earlier years	(122.75)	-
Deferred tax	(312.07)	1,567.67
Tax expense	8,844.91	24,020.67

(b) Tax expense recognised in other comprehensive income:

Particulars	₹ in lakh	
	For the year ended 31 March 2023	For the year ended 31 March 2022
Remeasurement of post-employment benefit obligations	27.21	0.07
Total	27.21	0.07

(c) Reconciliation of tax expense and the accounting profit multiplied by Company's domestic tax rate:

Particulars	₹ in lakh	
	For the year ended 31 March 2023	For the year ended 31 March 2022
Profit before tax	35,935.69	91,532.25
Enacted income tax rate in India	25.17%	25.17%
Computed expected tax expense	9,044.40	23,036.84
Effect of:		
- Expenses that are not deductible in determining taxable profit	223.84	176.43
- Effect of change in income tax rate*	-	132.60
- Effect of change in rate due to taxability as per capital gains	(85.70)	-
- Tax relating to earlier years	(122.75)	-
- Others	(214.88)	674.80
Tax expense	8,844.91	24,020.67

* From the Assessment Year 2022-23 relevant to the financial year 2021-22, the Company elected to exercise the option permitted under Section 115BAA(1) of the Income-tax Act, 1961 after satisfying the conditions contained in Section 115BAA(2) as introduced by the Taxation Laws (Amendment) Ordinance, 2019. Accordingly, the Company has recognised provision for income tax and computed deferred tax based on the rate prescribed in the said Section.

Notes to the Standalone Financial Statements (contd.)

for the year ended 31 March 2023

Note No. 32: Earnings per share

Particulars	For the year ended 31 March 2023	For the year ended 31 March 2022
Profit attributable to Equity Shareholders: ₹ in lakh (A)	27,090.78	67,511.58
Weighted average number of equity shares outstanding during the year (B)	2,67,50,622	2,64,27,261
Nominal value of equity shares (₹)	10	10
Earnings per share (A/B):		
- Basic (₹)	101.27	255.46
- Diluted (₹)	101.27	255.46

Note:

On 10 April 2022, the Board had approved for issuing two new equity shares, at its face value of ₹ 10/- each, on a rights basis, for every one equity share of the Company held by the eligible shareholders on the record date. Subsequently, in the Board meeting held on 21 July 2022, the Board had fixed the record date as 27 July 2022 for the purposes of determining the names of eligible shareholders to apply for rights issue. The rights issue has been concluded by issue of 1,80,03,882 equity shares of ₹ 10/- amounting to ₹ 1,800.39 lakh. Consequently, pursuant to Ind AS 33, basic and diluted earnings per share for the year presented in the standalone financial statements have been adjusted after giving the impact for the bonus element in respect of the aforesaid rights issue.

Note No. 33: Contingent liabilities and commitments

(a) Contingent liabilities and commitments:

(i) Contingent liabilities not provided for:

Particulars	₹ in lakh	
	As at 31 March 2023	As at 31 March 2022
a) Income tax (relating to disallowance of expenses/deduction, expenses claimed & adjustments)*	1,102.77	6,071.41
b) Indirect tax		
- Service tax (relating to service tax on transportation in respect of freight charges)	293.35	293.35
- Customs duty (relating to demand towards differential duty payable on import of coal)*	436.80	416.38
c) Litigations		
- Forest development tax (relating to payment of forest development tax on sale of Manganese & Iron Ores)*	8,124.93	7,472.50
- Power (relating to demand towards differential rate for sale of energy)*	526.96	495.18
- Royalty (relating to differential royalty payable to Department of Mines & Geology)*	953.53	953.53
- Others (relating to provident fund and other matters)	22.85	22.85

* Include interest upto the year end.

Notes:

- The above amounts have been arrived at based on the notice of demand or the assessment orders, as the case may be, and the Company is contesting these claims with the respective authorities. Outflows (if any) arising out of these claims would depend on the outcome of the decisions of the appellate authorities.
- The Company has reviewed all its pending litigations and proceedings and has adequately provided for where provisions are required and disclosed as contingent liabilities where applicable, in its standalone financial statements. The Company does not expect the outcome of these proceedings to have adverse effect on its financial position. The Company does not expect any reimbursements in respect of the above contingent liabilities.

Notes to the Standalone Financial Statements (contd.)

for the year ended 31 March 2023

(ii) Guarantees given by the Company:

Particulars	₹ in lakh	
	As at 31 March 2023	As at 31 March 2022
Bank guarantee issued to Indian Bureau of Mines towards progressive mine closure plan	8,728.34	5,595.38

(b) Capital commitments

Particulars	₹ in lakh	
	As at 31 March 2023	As at 31 March 2022
Estimated amount of contracts remaining to be executed on capital account and not provided for (net of advance).	11,878.60	1,726.58

(c) Other commitments

Particulars	₹ in lakh	
	As at 31 March 2023	As at 31 March 2022
Investment commitment in associate	772.86	-

Note No. 34: Leases

Information on leases as per Ind AS 116 on “Leases”:

(a) Following are the changes in the carrying value of right of use assets:

Particulars	₹ in lakh	
	As at 31 March 2023	As at 31 March 2022
Opening Balance	132.21	443.05
Additions/modifications	250.48	-
Deletions/adjustments	(3.09)	-
Depreciation	(120.55)	(310.84)
Closing Balance	259.05	132.21

The aggregate depreciation is included under depreciation and amortisation expense in the standalone statement of profit and loss.

(b) The following is the break-up of current and non-current lease liabilities:

Particulars	₹ in lakh			
	As at 31 March 2023		As at 31 March 2022	
	Current	Non-current	Current	Non-current
Lease liabilities	80.08	169.71	118.44	23.12

Notes to the Standalone Financial Statements (contd.)

for the year ended 31 March 2023

(c) The following is the movement in the lease liabilities For the year ended 31 March 2023 and 31 March 2022:

Particulars	₹ in lakh	
	Lease Liabilities	
As at 1 April 2021	479.67	
Additions/modifications	-	
Finance cost	32.10	
Lease rentals paid	(370.21)	
Balance as at 31 March 2022	141.56	
Additions/modifications	250.33	
Deletions	-	
Finance cost	12.52	
Lease rentals paid	(154.62)	
Balance as at 31 March 2023	249.79	

(d) The table provides details regarding contractual liabilities of lease liabilities as at 31 March 2023 and 31 March 2022 on an undiscounted basis:

Particulars	₹ in lakh	
	As at 31 March 2023	As at 31 March 2022
Undiscounted future cash flows		
- Not later than 1 year	80.08	118.44
- Later than 1 year and not later than 5 years	237.82	23.12
- Later than 5 years	-	-

The Company does not face a significant liquidity risk with regard to its lease liabilities as the current assets are sufficient to meet the obligations related to lease liabilities as and when they fall due.

(e) Rental expense recorded for short-term leases was ₹ 144.67 lakh For the year ended 31 March 2023 (31 March 2022: ₹ 161.70 lakh).

(f) Operating lease income:

The Company has leased out certain office spaces that are renewable on a periodic basis. All leases are cancellable with 3 months notice. Rental income received during the year in respect of operating lease is ₹ 56.60 lakh (2021-22: ₹ 44.88 lakh). Details of assets given on operating lease as at year end are as below.

Particulars	₹ in lakh	
	Buildings	
	As at 31 March 2023	As at 31 March 2022
I. Gross carrying amount		
Opening balance	604.90	604.90
Additions	-	-
Transfer to property, plant and equipment	(236.95)	-
Disposals	-	-
Closing balance	367.95	604.90
II. Accumulated depreciation		
Opening balance	158.12	135.29

Notes to the Standalone Financial Statements (contd.)

for the year ended 31 March 2023

₹ in lakh

Particulars	Buildings	
	As at 31 March 2023	As at 31 March 2022
Additions	13.17	22.83
Transfer to property, plant and equipment	(61.36)	-
Disposals	-	-
Closing balance	109.93	158.12
III. Net carrying amount (I-II)	258.02	446.78

Note No. 35: Employee benefits

(a) Defined Contribution Plan

The Company's contribution to provident fund, superannuation fund and employee state insurance aggregating ₹ 966.04 lakh (For the year ended 31 March 2022: ₹ 308.36 lakh) has been recognised in the Standalone Statement of Profit and Loss under the head employee benefits expense.

(b) Defined Benefit Plan

(i) Gratuity (Funded)

The Company operates a gratuity plan covering qualifying employees. The benefit payable is the greater of the amount calculated as per The Payment of Gratuity Act, 1972 and the Company's scheme applicable to the employee. The Company makes annual contributions to an Insurance managed fund to fund its gratuity liability. The activity of the Company is administered by SMIORE Gratuity Fund Trust. The scheme provides for lump sum payment to vested employees on retirement, death while in employment or on termination of employment as per the Company's Gratuity Scheme. Vesting occurs upon completion of three years of service.

The plan liabilities are calculated using a discount rate set with references to government bond yields. If plan assets underperform compared to the government bonds discount rate, this will create or increase a deficit. The defined benefit plans hold a significant proportion of debt type assets, which are expected to outperform government bonds in the long-term.

Particulars	31-Mar-2023	31-Mar-2022
Discount rate(s)	7.45%	7.25%
Expected rate(s) of salary increase	6.00%	6.00%
Attrition rate	2.00%	2.00%

The retirement age of employees of the Company is 60 years.

The mortality rates considered are as per the published rates in the Indian Assured Lives Mortality (2012-14) Ult table.

Details of defined benefit plans as per actuarial valuation as at 31 March is as follows:

₹ in lakh

Particulars	For the year ended 31 March 2023	For the year ended 31 March 2022
Amounts recognised in Standalone Other Comprehensive Income in respect of these defined benefit plans are as follows:		
Actuarial gains and losses arising from		
- Changes in financial assumptions	(36.98)	(77.86)
- Experience adjustments	67.68	(5.30)
Actual return on plan assets less interest on plan assets	77.43	83.44
Total	108.13	0.28

Notes to the Standalone Financial Statements (contd.)

for the year ended 31 March 2023

₹ in lakh

Particulars	For the year ended 31 March 2023		For the year ended 31 March 2022	
Amount recognised in the Standalone Statement of Profit and Loss in respect of defined benefit plan is as follows:				
Current service cost		173.39		174.27
Interest on net defined benefit liability/(asset)		(6.95)		(5.75)
Total		166.44		168.52
I. Net asset/(liability) recognised in the Standalone Balance Sheet				
Present value of defined benefit obligation		2,250.49		2,095.49
Fair value of plan assets		2,021.79		2,141.36
Surplus/(deficit)		(228.70)		45.87
Current portion of the above		(228.70)		45.87
Non-current portion of the above		-		-
II. Movements in the present value of the defined benefit obligation				
Defined benefit obligation at the beginning of the year		2,095.49		2,044.84
Current service cost		173.39		174.27
Interest on net defined benefit liability/(asset)		143.81		132.43
Actuarial gains and losses arising from				
- Changes in financial assumptions		(36.98)		(77.86)
- Experience adjustments		67.68		(5.30)
Benefit payments		(192.90)		(172.89)
Defined benefit obligation at the end of the year		2,250.49		2,095.49
III. Movements in the fair value of plan assets				
Fair value of plan assets at the beginning of the year		2,141.36		2,079.26
Interest on plan assets		150.76		138.18
Actual return on plan assets less interest on plan assets		(77.43)		(83.44)
Contributions by employer		-		180.25
Benefit payments		(192.90)		(172.89)
Fair value of plan assets at the end of the year		2,021.79		2,141.36
IV. The Major categories of plan assets				
Government of India Securities		45.00%		44.21%
Corporate Bonds		45.00%		33.56%
Others		10.00%		22.23%

Sensitivity analysis

The key actuarial assumptions to which the defined benefit plan is particularly sensitive to are discount rate and salary growth rate. The following table summarises the impact on the reported defined benefit obligation at the end of the year arising on account of an increase or decrease in the assumption by 50 basis points:

₹ in lakh

Particulars	As at 31 March 2023	
	Discount rate	Salary growth rate
Defined benefit obligation on plus 50 basis points	(2,162.50)	2,345.86
Defined benefit obligation on minus 50 basis points	2,344.98	(2,160.94)

Notes to the Standalone Financial Statements (contd.)

for the year ended 31 March 2023

₹ in lakh

Particulars	As at 31 March 2022	
	Discount rate	Salary growth rate
Defined benefit obligation on plus 50 basis points	(2,014.44)	2,182.94
Defined benefit obligation on minus 50 basis points	2,182.31	(2,013.15)

The above sensitivity analyses are based on a change in an assumption while holding all other assumptions constant. In practice this is unlikely to occur, and changes in some of the assumptions may be correlated. When calculating the sensitivity of the defined benefit obligation to significant actuarial assumptions the same method (present value of the defined benefit obligation calculated with the projected unit credit method at the end of the reporting period) has been applied as and when calculating the defined benefit liability recognised in the standalone balance sheet.

Maturity profile of defined benefit obligation:

₹ in lakh

Particulars	As at 31 March 2023	As at 31 March 2022
Within 1 year	225.01	223.77
1 year to 2 years	187.66	142.76
2 years to 3 years	188.67	190.37
3 years to 4 years	298.25	178.54
4 years to 5 years	233.41	279.72
Over 5 years	3,791.33	3,344.03

The Company expects to contribute ₹ 228.70 lakh to the gratuity trusts during the next financial year.

Plan Assets

The category wise fair value of Company's pension plan asset as at 31 March 2023 and 31 March 2022 are as follows:

₹ in lakh

Particulars	As at 31 March 2023	As at 31 March 2022
Insurer managed funds	1,993.27	2,141.36
Others	28.52	-
Total	2,021.79	2,141.36

The weighted average duration of the defined benefit obligation as at 31 March 2023 is 8.10 years (As at 31 March 2022: 8.00 years).

Summary of defined benefit obligation/plan assets and experience adjustments:

₹ in lakh

Particulars	For the year ended				
	31 March 2023	31 March 2022	31 March 2021	31 March 2020	31 March 2019
1. Defined benefit obligation	2,250.49	2,095.49	2,044.84	2,020.85	1,888.67
2. Fair value of plan assets	2,021.79	2,141.36	2,079.26	1,921.79	1,874.32
3. Surplus/(Deficit)	(228.70)	45.87	34.42	(99.06)	(14.35)
4. Experience adjustment on plan liabilities [(Gain)/Loss]	67.68	(5.30)	169.00	0.75	(51.96)
5. Experience adjustment on plan assets [Gain]/(Loss)]	(36.98)	(77.86)	(8.58)	106.34	18.84

Notes to the Standalone Financial Statements (contd.)

for the year ended 31 March 2023

The expected rate of return on plan assets is based on the average long term rate of return expected on investments during the estimated term of obligation.

The estimate of future salary increases, considered in actuarial valuation, takes account of inflation, seniority, promotion and other relevant factors, such as supply and demand in the employment market.

(ii) Compensated absences (Unfunded)

The defined benefit obligations which are provided for but not funded are as under:

Particulars	₹ in lakh	
	As at 31 March 2023	As at 31 March 2022
Compensated absences		
- Current	72.10	62.47
- Non-current	451.84	380.19
Total	523.94	442.66

The actuarial valuation has been carried out using projected unit credit method based on assumptions given in respect of gratuity valuation.

Note No. 36: Related party disclosures

(a) List of related parties and relationship

1.	Name of the Parent Company	Skand Private Limited
2.	Key Managerial Personnel (KMP)	(a) Bahirji Ajai Ghorpade, Managing Director (b) Mohammed Abdul Saleem, Director (Mines) (c) Uttam Kumar Bhageria, Chief Financial Officer and Chief Risk Officer (w.e.f. 15 September 2021) (d) Sachin Sanu, Chief Financial Officer (Up to 15 September 2021) (e) Bijan Kumar Dash, Company Secretary (w.e.f. 1 March 2021)
		Non-Executive Directors
		(a) Thoniparambil Raghavan Raghunandan (b) Seshagiri Rao Sattiraju (up to 10 November 2022) (c) Gururaj Pandurang Kundargi (d) Latha Pillai (e) Jagadish Rao Kote (f) Hemendra Laxmidas Shah
3.	Key Managerial Personnel of Parent Company	(a) V. Balasubramanian (b) Suryaprabha Ajai Ghorpade (c) Aditi Raja (d) K. Raman (e) Bahirji Ajai Ghorpade (f) Prakash Kumbar
4.	Relative of KMP	(a) Ajai Murarirao Ghorpade (b) Ekambar Ajai Ghorpade (c) Dr. Nazima Banu (d) Mohammed Abdul Raheem

Notes to the Standalone Financial Statements (contd.)

for the year ended 31 March 2023

5. Entity over which Key Managerial Personnel or their relative have significant influence	(a) Shivavilas Trust
	(b) Shivapur Trust
	(c) Skandapur Trust
	(d) Lohagiri Industrial Private Limited (w.e.f. 5 July 2021)
	(e) Sandur Laminates Limited (w.e.f. 9 August 2021)
	(f) Euro Industrial Enterprises Private Limited (w.e.f. 5 July 2021)
	(g) Sandur Poultry Farm
	(h) Sandur Dairy
	(i) Sandur Kushala Kendra
	(j) Shivapur Shikshana Samiti
	(k) Karnataka Seva Sangha
	(l) Sandur Udyog Private Limited (w.e.f. 8 February 2023)
	(m) Sandur Sales And Services Private Limited (w.e.f. 8 February 2023)
6. Post employee benefit plan entities	(a) SMIORE Employee Provident Fund Trust
	(b) SMIORE Gratuity Fund Trust
7. Subsidiary	Sandur Pellets Private Limited
8. Associate	Renew Sandur Green Energy Private Limited

(b) Details of related party transactions for the financial year ended 31 March 2023

₹ in lakh

Particulars	Parent Company	Key Managerial Personnel	Subsidiary	Associate	Relative of Key Managerial Personnel	Relative of KMP of Parent Company	Entity over which Key Managerial Personnel has significant influence	Post employee benefit plan entities
Capital advances	300.00	-	-	-	-	-	1,524.80	-
Contribution to provident and gratuity fund	-	-	-	-	-	-	-	1,516.11
Corporate social responsibility	-	-	-	-	-	-	517.67	-
Receipt of services	-	-	-	-	-	-	5,386.67	-
Investment	-	-	2,000.00	3,091.44	-	-	-	-
Lease rentals	7.45	-	-	-	16.98	-	63.18	-
Reimbursement of expense	-	-	20.00	-	-	-	-	-
Dividend	636.03	38.60	-	-	3.90	0.13	132.74	-
Remuneration	-	730.74	-	-	19.49	-	-	-
Commission & sitting fees paid to Non-Executive/ Independent Directors	-	186.64	-	-	-	-	-	-
Purchase of capital assets	460.00	-	-	-	-	-	221.87	-

Notes to the Standalone Financial Statements (contd.)

for the year ended 31 March 2023

(c) Balances outstanding as at 31 March 2023

₹ in lakh

Particulars	Parent Company	Key Managerial Personnel	Subsidiary	Associate	Relative of Key Managerial Personnel	Relative of KMP of Parent Company	Entity over which Key Managerial Personnel has significant influence	Post employee benefit plan entities
Capital advance	300.00	-	-	-	-	-	1,600.80	-
Other advance	-	-	-	-	-	-	20.49	-
Investments	-	-	2,000.00	3,091.44	-	-	-	-
Trade receivables	-	-	-	-	-	-	0.72	-
Trade payables	1.10	271.75	-	-	2.36	-	515.65	-
Capital creditors	-	-	-	-	-	-	2.24	-
Other current liabilities	-	-	-	-	-	-	-	315.44

(d) Details of related party transactions for the financial year ended 31 March 2022

₹ in lakh

Particulars	Parent Company	Key Managerial Personnel	Subsidiary	Associate	Relative of Key Managerial Personnel	Relative of KMP of Parent Company	Entity over which Key Managerial Personnel has significant influence	Post employee benefit plan entities
Capital advances	-	-	-	-	-	-	218.32	-
Contribution to provident and gratuity fund	-	-	-	-	-	-	-	903.46
Corporate social responsibility	-	-	-	-	-	-	363.21	-
Receipt of services	-	-	-	-	-	-	4,121.94	-
Lease rentals	7.23	-	-	-	9.86	-	41.62	-
Dividend	417.37	25.74	-	-	1.90	0.14	87.11	-
Remuneration	-	453.54	-	-	24.24	-	-	-
Commission & sitting fees paid to Non-Executive/ Independent Directors	-	197.50	-	-	-	-	-	-
Purchase of capital assets	-	-	-	-	-	-	125.23	-

Notes to the Standalone Financial Statements (contd.)

for the year ended 31 March 2023

(e) Balances outstanding as at 31 March 2022

₹ in lakh

Particulars	Parent Company	Key Managerial Personnel	Subsidiary	Associate	Relative of Key Managerial Personnel	Relative of KMP of Parent Company	Entity over which Key Managerial Personnel has significant influence	Post employee benefit plan entities
Capital advance	-	-	-	-	-	-	214.46	-
Trade payables	0.63	243.38	-	-	2.25	-	97.33	-
Capital creditors	-	-	-	-	-	-	0.08	-
Other current liabilities	-	-	-	-	-	-	-	8.55

Note: The transactions with the related parties are disclosed after considering the materiality criteria as defined by the Company.

(f) Break-up of remuneration paid to whole-time directors & key managerial personnel

₹ in lakh

Particulars	For the year ended 31 March 2023	For the year ended 31 March 2022
Short-term employee benefits	682.60	427.57
Post-employment benefits	48.14	25.97
Total	730.74	453.54

Notes:

- (a) The remuneration of directors and key managerial personnel are determined by the remuneration committee having regard to the performance of individuals and market trends.
- (b) The above figures do not include provisions for encashable leave and gratuity as separate actuarial valuation is not available.

Note No. 37: Segment information

The Chief Operating Decision maker of the Company examines the performance of the Company from a product perspective and has identified three reportable segments (a) Mining, (b) Ferroalloys and (c) Coke and Energy. Unallocable represents the income, expenses, assets and liabilities which are related to the Company as a whole and cannot be allocated to a particular segment.

The Company operates in a single geographical territory and accordingly, the reporting for secondary segment is not applicable.

For the year ended 31 March 2023

₹ in lakh

Particulars	Mining	Ferroalloys	Coke and Energy	Unallocable	Adjustment and eliminations	Total
Revenue from operations						
External customers	62,292.16	41,618.51	1,08,426.84	243.25	-	2,12,580.76
Inter-segment	10,560.54	-	8,578.58	-	(19,139.12)	-
Total revenue from operations	72,852.70	41,618.51	1,17,005.42	243.25	(19,139.12)	2,12,580.76
Income/(expenses)	39,879.02	35,173.47	1,10,959.69	4,633.80	(19,139.12)	1,71,506.86
Depreciation and amortisation	1,984.78	627.67	3,322.29	490.76	-	6,425.50
Interest income	(3.32)	(11.11)	(315.70)	(3,741.92)	-	(4,072.05)
Finance costs	-	-	-	2,784.76	-	2,784.76

Notes to the Standalone Financial Statements (contd.)

for the year ended 31 March 2023

₹ in lakh

Particulars	Mining	Ferroalloys	Coke and Energy	Unallocable	Adjustment and eliminations	Total
Total expenses	41,860.48	35,790.03	1,13,966.28	4,167.40	(19,139.12)	1,76,645.07
Profit before tax	30,992.22	5,828.48	3,039.14	(3,924.15)	-	35,935.69
Tax expenses	-	-	-	8,844.91	-	8,844.91
Profit for the year	30,992.22	5,828.48	3,039.14	(12,769.06)	-	27,090.78
Total assets	17,373.64	20,487.96	80,336.35	1,34,965.31	-	2,53,163.26
Total liabilities	13,847.13	2,094.31	19,500.15	24,339.66	-	59,781.25

For the year ended 31 March 2022

₹ in lakh

Particulars	Mining	Ferroalloys	Coke and Energy	Unallocable	Adjustment and eliminations	Total
Revenue from operations						
External customers	82,669.98	46,070.46	95,974.24	159.47	-	2,24,874.15
Inter-segment	6,084.96	-	6,402.49	-	(12,487.45)	-
Total revenue from operations	88,754.94	46,070.46	1,02,376.73	159.47	(12,487.45)	2,24,874.15
Income/(expenses)	35,506.25	25,815.56	71,402.00	4,981.42	(12,487.45)	1,25,217.78
Depreciation and amortisation	862.83	661.60	3,532.04	503.61	-	5,560.08
Interest income	(2.21)	(12.36)	(189.12)	(1,075.60)	-	(1,279.29)
Finance costs	-	-	-	3,843.33	-	3,843.33
Total expenses	36,366.87	26,464.80	74,744.92	8,252.76	(12,487.45)	1,33,341.90
Profit before tax	52,388.07	19,605.66	27,631.81	(8,093.29)	-	91,532.25
Tax expenses	-	-	-	24,020.67	-	24,020.67
Profit for the year	52,388.07	19,605.66	27,631.81	(32,113.96)	-	67,511.58
Total assets	20,004.92	20,972.60	94,171.30	1,35,011.22	-	2,70,160.04
Total liabilities	15,155.19	2,131.92	52,907.88	34,043.00	-	1,04,237.99

Geographical information

₹ in lakh

Particulars	India		Rest of the World		Total	
	For the year ended 31 March 2023	For the year ended 31 March 2022	For the year ended 31 March 2023	For the year ended 31 March 2022	For the year ended 31 March 2023	For the year ended 31 March 2022
Revenue from operations	2,12,580.76	2,24,874.15	-	-	-	-
Total	2,12,580.76	2,24,874.15	-	-	-	-

Notes to the Standalone Financial Statements (contd.)

for the year ended 31 March 2023

Reconciliation of assets

Particulars	₹ in lakh	
	31 March 2023	31 March 2022
Segment assets	1,18,197.95	1,35,148.82
Property, plant and equipment	24,889.19	16,863.09
Capital work-in-progress	2,385.87	54.84
Investments	48,927.56	37,601.07
Inventories	29.22	12.13
Loan	8.28	17.18
Trade receivables	8.44	19.84
Cash and cash equivalents	49,331.91	73,921.12
Other current assets	8,446.15	5,784.07
Other financial assets	938.69	737.88
Total Assets	2,53,163.26	2,70,160.04

Reconciliation of liabilities

Particulars	₹ in lakh	
	31 March 2023	31 March 2022
Segment liabilities	35,441.59	70,194.99
Trade payables and capital creditors	1,149.34	1,201.23
Borrowings	20,356.67	30,836.26
Lease liabilities	4.14	4.14
Deferred tax liabilities (Net)	754.39	1,093.67
Current tax liabilities	1,152.03	771.91
Other current liabilities	779.06	55.03
Other financial liabilities	144.03	80.76
Total Liabilities	59,781.25	1,04,237.99

Note No. 38: Financial instruments

The significant accounting policies, including the criteria for recognition, the basis of measurement and the basis on which income and expenses are recognised, in respect of each class of financial asset, financial liability and equity instrument are disclosed in note 1.19 to the standalone financial statements.

Financial instruments by category and hierarchy

This Section explains the judgements and estimates made in determining the fair values of the financial instruments that are (a) recognised and measured at fair value and (b) measured at amortised cost and for which fair values are disclosed in the standalone financial statements. To provide an indication about the reliability of the inputs used in determining fair value, the Company has classified its financial instruments into the three levels prescribed under the accounting standard. An explanation of each level is as follows:

Level 1: Inputs are quoted prices (unadjusted) in active markets for identical assets or liabilities.

Level 2: Inputs are other than quoted prices included within Level 1 that are observable for the asset or liability, either directly (i.e. as prices) or indirectly (i.e. derived from prices).

Level 3: Inputs are not based on observable market data (unobservable inputs). Fair values are determined in whole or in part using a valuation model based on assumptions that are neither supported by prices from observable current market transactions in the same instrument nor are they based on available market data.

There are no transfers between levels during the year.

The management considers that the carrying amount of financial assets and financial liabilities recognised in these standalone financial statements at amortised cost approximate their fair values.

Notes to the Standalone Financial Statements (contd.)

for the year ended 31 March 2023

Financial assets and liabilities as at 31 March 2023

₹ in lakh

Particulars	Level	Amortised cost	Fair value through profit or loss	Total carrying value	Total fair value
Financial assets					
(a) Investments					
- Investment in subsidiary and associate	3	5,091.44	-	5,091.44	5,091.44
- Equity instruments (Quoted)	1	-	80.64	80.64	80.64
- Mutual funds (Quoted)	1	-	22,642.89	22,642.89	22,642.89
- Mutual funds (Unquoted)	2	-	496.65	496.65	496.65
- Corporate bonds (Quoted)	1	20,615.94	-	20,615.94	20,615.94
(b) Trade receivables	3	14,423.86	-	14,423.86	14,423.86
(c) Cash and cash equivalents	3	2,492.83	-	2,492.83	2,492.83
(d) Bank balances other than (c) above	3	46,839.08	-	46,839.08	46,839.08
(e) Other financial assets (Current and non-current)	3	2,349.71	-	2,349.71	2,349.71
(f) Loans	3	151.00	-	151.00	151.00
Total		91,963.86	23,220.18	1,15,184.04	1,15,184.04
Financial liabilities					
(a) Borrowings (Current and non-current)	3	20,356.67	-	20,356.67	20,356.67
(b) Lease liabilities (Current and non-current)	3	249.79	-	249.79	249.79
(c) Trade payables	3	25,169.92	-	25,169.92	25,169.92
(d) Other financial liabilities (Current and non-current)	3	2,384.36	-	2,384.36	2,384.36
Total		48,160.74	-	48,160.74	48,160.74

Financial assets and liabilities as at 31 March 2022

₹ in lakh

Particulars	Level	Amortised cost	Fair value through profit or loss	Total carrying value	Total fair value
Financial assets					
(a) Investments					
- Equity Instruments (Quoted)	1	-	74.22	74.22	74.22
- Mutual funds (Quoted)	1	-	36,292.83	36,292.83	36,292.83
- Mutual funds (Unquoted)	2	-	637.28	637.28	637.28
- Corporate bonds (Quoted)	1	596.74	-	596.74	596.74
(b) Trade receivables	3	20,293.53	-	20,293.53	20,293.53
(c) Cash and cash equivalents	3	4,115.90	-	4,115.90	4,115.90
(d) Bank balances other than (c) above	3	69,805.22	-	69,805.22	69,805.22
(e) Other financial assets (Current and non-current)	3	3,868.93	-	3,868.93	3,868.93
(f) Loans	3	188.29	-	188.29	188.29
Total		98,868.61	37,004.33	1,35,872.94	1,35,872.94

Notes to the Standalone Financial Statements (contd.)

for the year ended 31 March 2023

₹ in lakh

Particulars	Level	Amortised cost	Fair value through profit or loss	Total carrying value	Total fair value
Financial liabilities					
(a) Borrowings (Current and non-current)	3	30,836.26	-	30,836.26	30,836.26
(b) Lease liabilities (Current and non-current)	3	141.56	-	141.56	141.56
(c) Trade payables	3	56,961.02	-	56,961.02	56,961.02
(d) Other financial liabilities (Current and non-current)	3	1,441.92	-	1,441.92	1,441.92
Total		89,380.76	-	89,380.76	89,380.76

Notes:

- (a) The Company has not disclosed the fair value for trade receivables, cash and cash equivalents, other bank balances, other financial assets, loans, borrowings, lease liabilities, trade payables and other financial liabilities because their carrying amounts are the approximation of fair values.
- (b) The Investments made in subsidiary and associate amounting to ₹ 5,091.44 lakh is measured at cost.

Financial risk management

The Board of Directors of the Company have the overall responsibility for the establishment and oversight of the their risk management framework. The Company has constituted a Risk Management Committee. The Company has in place a Risk management framework to identify, evaluate business risks and challenges across the Company. The risk management policies are established to identify and analyse the risks faced by the Company, to set appropriate risk limits and controls and to monitor risks and adherence to limits. Risk management policies and systems are reviewed regularly to reflect changes in market conditions and the Company's activities. The Audit Committee oversees how management monitors compliance with the Company's risk management policies and procedures, and reviews the adequacy of the risk management framework in relation to the risks faced by the Company. The Audit Committee is assisted in its oversight role by Internal Audit which regularly reviews risk management controls and procedures, the results of which are reported to the Audit Committee. These risks include foreign currency risk, credit risk, liquidity risk and interest rate risk.

Foreign currency risk management

The Company's functional currency in Indian Rupees (INR). The Company undertakes transactions denominated in foreign currencies due to which it is exposed to exchange rate fluctuations. Volatility in exchange rate of foreign currencies affects the cost of imports, primarily in relation to raw materials. The Company is generally exposed to foreign exchange risk arising through its sales and purchases denominated in foreign currency predominantly in US dollars.

During the current year there are no exports, however the Company has imported ores and coking coal which is subject to foreign exchange risk.

Foreign currency risk exposure as at balance sheet date

Particulars	As at 31 March 2023	As at 31 March 2023	As at 31 March 2022	As at 31 March 2022
	USD	₹ lakh	USD	₹ lakh
Trade payables	2,22,10,625	18,261	6,02,28,936	45,658

Notes to the Standalone Financial Statements (contd.)

for the year ended 31 March 2023

Sensitivity analysis:

Impact on profit/(loss) for the year a 1% change in exchange rates:

Particulars	₹ in lakh	
	As at 31 March 2023	As at 31 March 2022
Payables- USD/INR		
Increase in INR	182.61	456.58
Decrease in INR	(182.61)	(456.58)

Commodity price risk

The Company doesn't enter into any long term contract with its suppliers for hedging its commodity price risk.

Credit risk

Credit risk refers to the risk that a counterparty will default on its contractual obligations resulting in financial loss to the Company. The Company's exposure to credit risk is influenced mainly by the individual characteristics of each customer. The Company is exposed to credit risk from its operating activities mainly trade receivables. The Company has adopted a policy of only dealing with creditworthy counterparties as a means of mitigating the risk of financial loss from defaults. Credit risk is managed by the Company through approved credit norms, establishing credit limits and continuously monitoring the creditworthiness of customers to which the Company grants credit terms in the normal course of business.

The provision for doubtful receivables has been historically negligible. The assessment is done at regular intervals and allowance for doubtful trade receivables as at 31 March 2023 is considered to be adequate.

Particulars	₹ in lakh			
	As at 31 March 2023		As at 31 March 2022	
	Less than 6 months	More than 6 months	Less than 6 months	More than 6 months
Gross carrying amount	13,108.24	1,927.13	20,050.49	665.49
Expected credit losses (Loss allowance provision)	6.80	604.71	0.39	422.06
Carrying amount of trade receivables (net of impairment)	13,101.44	1,322.42	20,050.10	243.43

Movement in allowance for bad and doubtful debts

Particulars	₹ in lakh
As at 1 April 2021	(423.26)
Movement during the year	0.81
As at 31 March 2022	(422.45)
Movement during the year	(189.06)
As at 31 March 2023	(611.51)

Liquidity risk

Liquidity risk is the risk that the Company will encounter difficulty in meeting the obligations associated with its financial liabilities that are settled by delivering cash or another financial asset. The Company's approach to managing liquidity is to ensure, as far as possible, that it will have sufficient liquidity to meet its liabilities when they are due, under both normal and stressed conditions, without incurring unacceptable losses or risking damage to the Company's reputation. Ultimate responsibility for managing the liquidity risk rests with the management, which has established an appropriate liquidity risk management framework for managing the Company's short-term, medium-term and long-term funding. The Company manages liquidity risk by maintaining adequate reserves, by continuously monitoring forecast and actual short-term and long-term cash flows, and by matching the maturity profiles of financial assets and liabilities. The following are the remaining contractual maturities of financial liabilities at the reporting date. The amounts are gross and undiscounted.

Notes to the Standalone Financial Statements (contd.)

for the year ended 31 March 2023

As at 31 March 2023

Financial liabilities	Due within (years)			Total
	Less than 1 year	1 - 3 years	3+ years	
	₹ in lakh			
Borrowings (Refer note 17)	4,285.71	8,571.42	7,499.54	20,356.67
Trade payables (Refer note 21)	25,169.92	-	-	25,169.92
Other financial liabilities (Refer note 19)	2,100.33	284.03	-	2,384.36
Total	31,555.96	8,855.45	7,499.54	47,910.95

As at 31 March 2022

Financial liabilities	Due within (years)			Total
	Less than 1 year	1 - 3 years	3+ years	
	₹ in lakh			
Borrowings (Refer note 17)	5,603.19	11,206.38	14,026.69	30,836.26
Trade payables (Refer note 21)	56,961.02	-	-	56,961.02
Other financial liabilities (Refer note 19)	1,019.86	422.06	-	1,441.92
Total	63,584.07	11,628.44	14,026.69	89,239.20

Interest rate risk

Interest rate risk is the risk that the fair value or future cash flows of a financial instrument will fluctuate because of changes in market interest rates. The Company is exposed to interest rate risk because funds are borrowed at floating interest rates. Interest rate risk is measured by using the cash flow sensitivity for changes in variable interest rate. The borrowings of the Company are principally denominated in rupees at floating rates of interest.

Total borrowings as at the Standalone Balance Sheet date is as follows:

Particulars	₹ in lakh	
	As at 31 March 2023	As at 31 March 2022
Term Loan (Including current maturities) (Refer note 17)	20,356.67	30,836.26

The sensitivity analyses below have been determined based on the exposure to interest rates for floating rate liabilities, assuming the amount of the liability outstanding at the year end was outstanding for the whole year.

If interest rates had been 100 basis points higher/lower and all other variables were held constant, the Company's profit For the year ended 31 March 2023 would decrease/increase by ₹ 203.57 lakh (For the year ended 31 March 2022: decrease/increase by ₹ 308.36 lakh). This is mainly attributable to the Company's exposure to interest rates on its variable rate borrowings.

Capital management

The Company's objective for capital management is to maximize shareholder's wealth, safeguard business continuity and support the growth of the Company. The Company determines the capital management requirement based on annual operating plans and long term and other strategic investment plans. The funding requirement are met through equity, borrowings and operating cash flows required.

Notes to the Standalone Financial Statements (contd.)

for the year ended 31 March 2023

The capital gearing ratio as at the balance sheet date is computed below:

Particulars	₹ in lakh	
	As at 31 March 2023	As at 31 March 2022
Borrowings (Including Current Maturities) (Refer note 17)	20,356.67	30,836.26
Less:		
Cash and cash equivalents (Refer note 15(i))	2,492.83	4,115.90
Bank balances other than cash and cash equivalents (Refer note 15(ii))	46,839.08	69,805.22
Current investments (Refer note 8)	43,755.48	37,526.85
Net debt	(72,730.72)	(80,611.71)
Total equity	1,93,382.01	1,65,922.05
Capital gearing ratio	(38%)	(49%)

Dividends

Particulars	₹ in lakh	
	As at 31 March 2023	As at 31 March 2022
(i) Dividends recognized		
Final dividend For the year ended 31 March 2022 of ₹ 5/- (31 March 2021 - ₹ 10/-) per fully paid share	1,350.29	900.19
(ii) Dividends not recognized at the end of the reporting period		
In addition to the above dividends, since the year ended, the Directors have recommended the payment of a final dividend of ₹ 5/- per fully paid equity share (31 March 2022 - ₹ 5/-).	1,350.29	1,350.29
This proposed dividend is subject to the approval of shareholders in the ensuing annual general meeting.		

Note No. 39: Disclosures under “The Micro, Small and Medium Enterprises Development Act, 2006 (MSMED Act)”

Particulars	₹ in lakh	
	31-Mar-23	31-Mar-22
(i) The principal amount and the interest due thereon (to be shown separately) remaining unpaid to any supplier as at the end of each accounting year;	419.54	287.37
(ii) The amount of interest paid by the buyer under MSMED Act, 2006 along with the amounts of the payment made to the supplier beyond the appointed day during each accounting year;	-	-
(iii) The amount of interest due and payable for the period of delay in making payment (which has been paid but beyond the appointed day during the year) but without adding the interest specified under the MSMED Act, 2006);	-	-
(iv) The amount of interest accrued and remaining unpaid at the end of accounting year; and	-	-
(v) The amount of further interest remaining due and payable even in the succeeding year, until such date when the interest dues as above are actually paid to the small enterprise, for the purpose of disallowance as a deductible expenditure under Section 23 of MSMED Act 2006.	-	-

There are no Micro and Small Enterprises, to whom the Company owes dues, which are outstanding for more than 45 days at the Standalone Balance Sheet date. The above information regarding Micro Enterprises and Small Enterprises has been determined to the extent such parties have been identified on the basis of information available with the Company. This has been relied upon by the Auditors.

Notes to the Standalone Financial Statements (contd.)

for the year ended 31 March 2023

Note No. 40: Expenditure on corporate social responsibility (CSR) (as per Section 135 of the Companies Act, 2013)

₹ in lakh

Particulars	For the year ended 31 March 2023	For the year ended 31 March 2022
(a) Amount required to be spent during the year	889.42	433.69
(b) Amount of expenditure incurred other than on construction/ acquisition of an asset	680.40	446.29
(c) Shortfall at the end of the year*	209.02	-
(d) Total of previous years shortfall	-	-
(e) Reason for shortfall	Ongoing	-
(f) Nature of CSR activities	Promotion of education, prevention of child labour, infrastructure development, wildlife protection and community development.	
(g) Details of related party transactions as per the relevant Indian Accounting Standard		
- Karnataka Seva Senga	517.67	363.21
(h) Provision towards CSR*	209.02	-

* Transferred to unspent CSR account within 30 days from the end of financial year.

Movement of provisions for CSR

₹ in lakh

Particulars	For the year ended 31 March 2023
Balance at the beginning of the year	-
Provision made during the year	209.02
Provision utilised during the year	-
Balance at the end of the year	209.02

Note No. 41: Production/purchase, sales, opening and closing stock of finished goods

Particulars	Opening stock	Production/ purchase/ generation	Power import from grid	Internal consumption	Sales	Closing stock	(Excess)/ shortage
Manganese ore (Tonnes)	1,75,023 (1,74,015)	2,85,478 (2,85,478)	- (-)	76,099 (74,260)	1,96,371 (2,10,210)	1,88,031 (1,75,023)	- (-)
Iron ore (Tonnes)	5,21,251 (5,55,583)	15,99,999 (15,65,668)	- (-)	- (-)	15,84,000 (16,00,000)	5,37,250 (5,21,251)	- (-)
Silicomanganese (Tonnes)	1,427 (571)	57,338 (50,179)	- (-)	- (-)	54,567 (49,323)	4,198 (1,427)	- (-)
Ferromanganese (Tonnes)	728 (-)	- (4,519)	- (-)	- (-)	606 (3,791)	122 (728)	- (-)
Energy (Mega watts)	- (-)	2,36,475 (2,22,455)	10,645 (15,975)	2,35,308 (2,11,550)	- (8,529)	- (-)	11,812 (18,351)
Coke (Tonnes)	2,035 (1,383)	2,44,150 (2,93,451)	- (-)	10,133 (9,261)	2,29,893 (2,83,538)	6,159 (2,035)	- (-)

Note:

Previous year figures are in brackets.

Notes to the Standalone Financial Statements (contd.)

for the year ended 31 March 2023

Note No. 42: Other Statutory information

- (i) The Company has not entered any transactions with Companies struck off under Section 248 of Companies Act, 2013 or Section 560 of Companies, 1956.
- (ii) The Company does not have any Benami property, where any proceeding has been initiated or pending against the Company for holding any benami property.
- (iii) The Company has not traded or invested in crypto currency or virtual currency during the financial year.
- (iv) The Company does not have any charge or satisfaction which is yet to be registered with Registrars of Companies beyond the statutory period.
- (v) The Company has not advanced or loaned or invested fund to any other person(s) or entit(ies), including foreign entites (intermediaries) with the understanding that the intermediary shall:
 - a) Directly or indirectly lend or invest in other persons or entities identified in any manner whatsoever by or on behalf of the Company (ultimate beneficiaries) or
 - b) Provide any guarantee, security or the like on behalf of the ultimate Beneficiaries.
- (vi) The Company has not received any fund from any person(s) or entit(ies), including foreign entities (funding party) with the understanding (whether recorded in writing or otherwise) that the Company shall:
 - a) Directly or indirectly lend or invest in other persons or entities identified in any manner whatsoever by or on behalf of the funding party (ultimate beneficiaries) or
 - b) Provide any guarantee, security or the like on behalf of the ultimate Beneficiaries.

Note No. 43:

The Company has maintained proper books of account as required by law except for keeping backup on daily basis of such books of account maintained in electronic mode, in a server physically located in India.

Note No. 44:

The standalone financial statement of the Company For the year ended 31 March 2022 were audited by erstwhile auditors R Subramanian and Company LLP (Firm Reg no.004137S/S200041), Chartered Accountants.

Note No. 45: Event occurring after reporting period

Subsequent to the year end, the Company has received the Environment Clearance (EC) from the Ministry of Environment, Forest & Climate Change (MoEFCC) for enhancing Iron Ore production from 1.60 to 4.50 Million Tonnes Per Annum (MTPA).

The Company evaluated all events or transactions that occurred after 31 March 2023 up through 17 May 2023, the date the standalone financial statements were authorized for issue by the Board of Directors. Based on this evaluation, the Company is not aware of any events or transactions that would require recognition or disclosure in the standalone financial statements other than the above.

Note No. 46: Ratios

The following are analytical ratios For the year ended 31 March 2023 and 31 March 2022:

Ratio	Numerator	Denominator	31-Mar-2023	31-Mar-2022	% Variance	Remarks
Current ratio	Current assets	Current liabilities	3.47	2.26	53.30%	Refer note (e)
Debt equity ratio	Total debt ¹	Shareholder's equity	0.11	0.19	(42.93%)	Refer note (a)
Debt service coverage ratio	Earnings available for debt service ²	Debt service ³	2.69	7.87	(65.82%)	Refer note (b)
Return on equity ratio	Net profit after taxes	Average shareholder's equity	15.08%	50.91%	(70.38%)	Refer note (b)
Inventory turnover ratio	Cost of goods sold	Average inventory	3.85	3.34	15.45%	NA
Trade receivables turnover ratio	Revenue from operations ⁴	Average trade receivables	12.25	16.10	(23.93%)	Refer note (c)
Trade payables turnover ratio	Total purchases ⁵	Average trade payables	3.82	3.58	6.70%	NA

Notes to the Standalone Financial Statements (contd.)

for the year ended 31 March 2023

Ratio	Numerator	Denominator	31-Mar-2023	31-Mar-2022	% Variance	Remarks
Net capital turnover ratio	Revenue from operations ⁴	Working capital ⁶	2.10	2.34	(10.05%)	NA
Net profit ratio	Net profit after taxes	Revenue from operations	12.74%	30.02%	(57.55%)	Refer note (b)
Return on capital employed	Earnings before interest and tax	Capital employed ⁷	18.03%	48.18%	(62.57%)	Refer note (b)
Return on investment	Income generated from investments	Weighted average Investments	2.41%	5.02%	(52.08%)	Refer note (d)

¹ Debt includes current and non current portion of lease liabilities.

² Earnings for debt service includes net profit after taxes and non-cash operating expenses like depreciation, profit/loss on sale of property, plant and equipment, etc.

³ Debt service includes interest & lease payments.

⁴ Revenue from operations means gross credit sales after deducting sales return.

⁵ Total purchases means gross credit purchases after deducting purchase return. Gross credit purchases includes other expenses.

⁶ Working capital is calculated by deducting current liabilities from current assets.

⁷ Capital employed is calculated by Net worth + total debt + deferred tax liability - Intangible asset

Notes:

(a) Repayment of debt has resulted in an improvement in the ratio.

(b) Decrease in profit has resulted in a deterioration in the ratio.

(c) Decrease in revenue and increase in trade receivables has resulted in a decrease in the ratio.

(d) Change in mix of mutual fund portfolio from equity to liquid resulted in a deterioration in the ratio.

(e) Decrease in the trade payable has resulted in an improvement in the ratio.

Note No. 47:

The standalone financial statements of the Company were approved by the Board of Directors and authorised for issue on 17 May 2023.

Note No. 48: Previous year figures

Previous years figures has been regrouped/reclassified wherever necessary to correspond with current year classification/disclosure.

For and on behalf of the Board of Directors

T.R. Raghunandan
Chairman
DIN: 03637265

Bahirji Ajai Ghorpade
Managing Director
DIN: 08452844

Bijan Kumar Dash
Company Secretary &
Chief Compliance Officer

Uttam Kumar Bhageria
Chief Financial Officer &
Chief Risk Officer

Place: Bengaluru
Date: 17 May 2023

Independent Auditor's Report

To The Members of The Sandur Manganese & Iron Ores Limited

Report on the Audit of the consolidated financial statements

Opinion

We have audited the accompanying consolidated financial statements of **The Sandur Manganese & Iron Ores Limited** ("the Parent") and its subsidiary, (the Parent and its subsidiary together referred to as "the Group") which includes the Group's share of loss in its associate, which comprise the Consolidated Balance Sheet as at 31 March 2023, and the Consolidated Statement of Profit and Loss (including Other Comprehensive Loss), the Consolidated Cash Flow Statement and the Consolidated Statement of Changes in Equity for the year then ended, and a summary of significant accounting policies and other explanatory information.

In our opinion and to the best of our information and according to the explanations given to us, and based on the consideration of reports of the other auditors on separate financial statements of the subsidiary and financial information of the associate, referred to in the Other Matters Section below, the aforesaid consolidated financial statements give the information required by the Companies Act, 2013 ("the Act") in the manner so required and give a true and fair view in conformity with the Indian Accounting Standards prescribed under Section 133 of the Act read with the Companies (Indian Accounting Standards) Rules, 2015, as amended ('Ind AS') and other accounting principles generally accepted in India, of the consolidated state of affairs of the Group as at

31 March 2023, and their consolidated profit, their consolidated total comprehensive income, their consolidated cash flows and their consolidated changes in equity for the year ended on that date.

Basis for Opinion

We conducted our audit of the consolidated financial statements in accordance with the Standards on Auditing (SAs) specified under Section 143(10) of the Act. Our responsibilities under those Standards are further described in the Auditor's Responsibility for the Audit of the consolidated financial statements Section of our report. We are independent of the Group and its associate in accordance with the Code of Ethics issued by the Institute of Chartered Accountants of India (ICAI) together with the ethical requirements that are relevant to our audit of the consolidated financial statements under the provisions of the Act and the Rules made thereunder, and we have fulfilled our other ethical responsibilities in accordance with these requirements and the ICAI's Code of Ethics. We believe that the audit evidence obtained by us and the audit evidence obtained by the other auditors in terms of their reports referred to in the sub-paragraphs (a) and (b) of the Other Matters Section below, is sufficient and appropriate to provide a basis for our audit opinion on the consolidated financial statements.

Key Audit Matters

Key audit matters are those matters that, in our professional judgment, were of most significance in our audit of the consolidated financial statements of the current period. These matters were addressed in the context of our audit of the consolidated financial statements as a whole, and in forming our opinion thereon, and we do not provide a separate opinion on these matters. We have determined the matters described below to be the key audit matters to be communicated in our report.

Sr. No.	Key Audit Matter	Auditor's Response
1.	Revenue from mining operations (Refer note 24 to the consolidated financial statements)	Our audit procedures relating to the completeness of revenue from mining operations included the following, among others: <ul style="list-style-type: none"> Revenue from mining operations are recognised on collection of consideration and payment of taxes at which point the performance obligation is met. The completeness of revenue from mining operations is considered as a key audit matter because of involvement of manual processes at each stage in recognition of revenue.
		<ul style="list-style-type: none"> We obtained an understanding, evaluated the design and tested the operating effectiveness of management's controls over ensuring completeness of revenue recognition in case of mining operations. We verified the returns submitted to the The Regional Controller of Mines, Indian Bureau of Mines on a monthly basis for all 12 months for mined quantity during the year. We obtained the extract of permits issued to the Company by the Department of Mines & Geology during the year and verified on a test basis the quantity of revenue recognised against such permits.

FINANCIAL STATEMENTS

Sr. No.	Key Audit Matter	Auditor's Response
		<ul style="list-style-type: none"> • We performed following analytical procedures for completeness of revenue recognised during the year: <ul style="list-style-type: none"> • reconciliation of manganese ore production quantity with attendance records of mine workers. • reconciliation of quantity in inventory and sales. • re-computation of revenue recognized based on taxes (such as royalty and SPV) paid during the year as per the records of the Department of Mines & Geology.

Information Other than the Financial Statements and Auditor's Report Thereon

- The Parent's Board of Directors is responsible for the other information. The other information comprises the information included in the Board's Report, Management Discussion and Analysis, Corporate Governance Report but does not include consolidated financial statements, standalone financial statements and our auditor's reports thereon. The Board's Report, Management Discussion and Analysis, Corporate Governance Report are expected to be made available to us after the date of this auditor's report.
- Our opinion on the consolidated financial statements does not cover the other information and we will not express any form of assurance conclusion thereon.
- In connection with our audit of the consolidated financial statements, our responsibility is to read the other information, compare with the financial statements of the subsidiary and associate audited by the other auditors, to the extent it relates to these entities and, in doing so, place reliance on the work of the other auditors and consider whether the other information is materially inconsistent with the consolidated financial statements or our knowledge obtained during the course of our audit or otherwise appears to be materially misstated. Other information so far as it relates to the subsidiary is traced from their financial statements audited by other auditors.
- When we read the Board's Report, Management Discussion and Analysis, Corporate Governance Report, if we conclude that there is a material misstatement therein, we are required to communicate the matter to those charged with governance as required under SA 720 'The Auditor's responsibilities Relating to Other Information'.

Responsibilities of Management and Those Charged with Governance for the consolidated financial statements

The Parent's Board of Directors is responsible for the matters stated in Section 134(5) of the Act with respect to the preparation of these consolidated financial statements that give a true and fair view of the consolidated financial position, consolidated financial performance including other comprehensive loss, consolidated cash flows and consolidated changes in equity of the Group including its associate in accordance with the Ind AS and other accounting principles generally

accepted in India. The respective Board of Directors of the companies included in the Group and of its associate are responsible for maintenance of adequate accounting records in accordance with the provisions of the Act for safeguarding the assets of the Group and its associate and for preventing and detecting frauds and other irregularities; selection and application of appropriate accounting policies; making judgments and estimates that are reasonable and prudent; and design, implementation and maintenance of adequate internal financial controls, that were operating effectively for ensuring the accuracy and completeness of the accounting records, relevant to the preparation and presentation of the financial statements that give a true and fair view and are free from material misstatement, whether due to fraud or error, which have been used for the purpose of preparation of the consolidated financial statements by the Directors of the Parent, as aforesaid.

In preparing the consolidated financial statements, the respective Management of the companies included in the Group (and of its associate) are responsible for assessing the ability of the respective entities to continue as a going concern, disclosing, as applicable, matters related to going concern and using the going concern basis of accounting unless the respective Board of Directors either intends to liquidate their respective entities or to cease operations, or has no realistic alternative but to do so.

The respective Board of Directors of the companies included in the Group and of its associate are also responsible for overseeing the financial reporting process of the Group and of its associate.

Auditor's Responsibility for the Audit of the consolidated financial statements

Our objectives are to obtain reasonable assurance about whether the consolidated financial statements as a whole are free from material misstatement, whether due to fraud or error, and to issue an auditor's report that includes our opinion. Reasonable assurance is a high level of assurance, but is not a guarantee that an audit conducted in accordance with SAs will always detect a material misstatement when it exists. Misstatements can arise from fraud or error and are considered material if, individually or in the aggregate, they could reasonably be expected to influence the economic decisions of users taken on the basis of these consolidated financial statements.

As part of an audit in accordance with SAs, we exercise professional judgment and maintain professional skepticism throughout the audit. We also:

- Identify and assess the risks of material misstatement of the consolidated financial statements, whether due to fraud or error, design and perform audit procedures responsive to those risks, and obtain audit evidence that is sufficient and appropriate to provide a basis for our opinion. The risk of not detecting a material misstatement resulting from fraud is higher than for one resulting from error, as fraud may involve collusion, forgery, intentional omissions, misrepresentations, or the override of internal control.
- Obtain an understanding of internal financial control relevant to the audit in order to design audit procedures that are appropriate in the circumstances. Under Section 143(3)(i) of the Act, we are also responsible for expressing our opinion on whether the Parent has adequate internal financial controls with reference to consolidated financial statements in place and the operating effectiveness of such controls.
- Evaluate the appropriateness of accounting policies used and the reasonableness of accounting estimates and related disclosures made by the management.
- Conclude on the appropriateness of management's use of the going concern basis of accounting and, based on the audit evidence obtained, whether a material uncertainty exists related to events or conditions that may cast significant doubt on the ability of the Group and its associate to continue as a going concern. If we conclude that a material uncertainty exists, we are required to draw attention in our auditor's report to the related disclosures in the consolidated financial statements or, if such disclosures are inadequate, to modify our opinion. Our conclusions are based on the audit evidence obtained up to the date of our auditor's report. However, future events or conditions may cause the Group and its associate to cease to continue as a going concern.
- Evaluate the overall presentation, structure and content of the consolidated financial statements, including the disclosures, and whether the consolidated financial statements represent the underlying transactions and events in a manner that achieves fair presentation.
- Obtain sufficient appropriate audit evidence regarding the financial information of entities or business activities within the Group and its associate to express an opinion on the consolidated financial statements. We are responsible for the direction, supervision and performance of the audit of the financial statements of such entities or business activities included in the consolidated financial statements of which we are the independent auditors. For the other entities or business activities included in the consolidated financial statements, which have been audited by the other auditors, such other auditors remain responsible for the direction, supervision and performance of the audits carried out by them. We remain solely responsible for our audit opinion.

Materiality is the magnitude of misstatements in the consolidated financial statements that, individually or in aggregate, makes it probable that the economic decisions of a reasonably knowledgeable user of the consolidated financial statements may be influenced. We consider quantitative materiality and qualitative factors in (i) planning the scope of our audit work and in evaluating the results of our work; and (ii) to evaluate the effect of any identified misstatements in the consolidated financial statements.

We communicate with those charged with governance of the Parent and such other entities included in the consolidated financial statements of which we are the independent auditors regarding, among other matters, the planned scope and timing of the audit and significant audit findings, including any significant deficiencies in internal control that we identify during our audit.

We also provide those charged with governance with a statement that we have complied with relevant ethical requirements regarding independence, and to communicate with them all relationships and other matters that may reasonably be thought to bear on our independence, and where applicable, related safeguards.

From the matters communicated with those charged with governance, we determine those matters that were of most significance in the audit of the consolidated financial statements of the current period and are therefore the key audit matters. We describe these matters in our auditor's report unless law or regulation precludes public disclosure about the matter or when, in extremely rare circumstances, we determine that a matter should not be communicated in our report because the adverse consequences of doing so would reasonably be expected to outweigh the public interest benefits of such communication.

Other Matters

- (a) We did not audit the financial statements of one subsidiary, whose financial statements reflect total assets of ₹ 2,015.47 lakh as at 31 March 2023, total revenues of ₹ 35.99 lakh and net cash inflows amounting to ₹ 1,831.32 lakh for the year ended on that date, as considered in the consolidated financial statements. These financial statements have been audited by other auditors whose reports have been furnished to us by the Management and our opinion on the consolidated financial statements, in so far as it relates to the amounts and disclosures included in respect of the subsidiary, and our report in terms of sub-Section (3) of Section 143 of the Act, in so far as it relates to the aforesaid subsidiary is based solely on the reports of the other auditors.
- (b) The consolidated financial statements also include the Group's share of net loss of ₹ 27.26 lakh For the year ended 31 March 2023, as considered in the consolidated financial statements, in respect of one associate, whose financial information has not been audited by us. This financial information is unaudited and has been furnished to us by the Management and our opinion on the consolidated financial statements, in so far as it relates to the amounts and disclosures included in respect

FINANCIAL STATEMENTS

of the associate, is based solely on such unaudited financial information. In our opinion and according to the information and explanations given to us by the Management, this financial information is not material to the Group.

Our opinion on the consolidated financial statements above and our report on Other Legal and Regulatory Requirements below, is not modified in respect of the above matters with respect to our reliance on the work done and the reports of other auditors and the financial information certified by the Management.

Report on Other Legal and Regulatory Requirements

1. As required by Section 143(3) of the Act, based on our audit and on the consideration of the reports of the other auditors on the separate financial statements of the subsidiary referred to in the Other Matters Section above we report, to the extent applicable that:

- a) We have sought and obtained all the information and explanations which to the best of our knowledge and belief were necessary for the purposes of our audit of the aforesaid consolidated financial statements.
- b) In our opinion, proper books of account as required by law have been kept by the Company so far as it appears from our examination of those books, and except that while the servers are physically located in India, the back-up of such books of account is not maintained in electronic mode on daily basis (Refer Note 45 to the consolidated financial statements).
- c) The Consolidated Balance Sheet, the Consolidated Statement of Profit and Loss including Other Comprehensive Loss, the Consolidated Cash Flow Statement and the Consolidated Statement of Changes in Equity dealt with by this Report are in agreement with the relevant books of account maintained for the purpose of preparation of the consolidated financial statements.
- d) In our opinion, the aforesaid consolidated financial statements comply with the Ind AS specified under Section 133 of the Act.
- e) On the basis of the written representations received from the directors of the Parent as on 31 March 2023 taken on record by the Board of Directors of the Company and the reports of the statutory auditors of its subsidiary incorporated in India, none of the Directors of the Group companies, incorporated in India is disqualified as on 31 March 2023 from being appointed as a Director in terms of Section 164(2) of the Act.
- f) The observation relating to the maintenance of accounts and other matters connected therewith, are as stated in the paragraph (b) above.
- g) With respect to the adequacy of the internal financial controls with reference to consolidated financial statements and the operating effectiveness of such controls, refer to our separate Report in "Annexure A"

which is based on the auditors' reports of the Parent and subsidiary incorporated in India. Our report expresses an unmodified opinion on the adequacy and operating effectiveness of internal financial controls with reference to consolidated financial statements of those companies.

- h) With respect to the other matters to be included in the Auditor's Report in accordance with the requirements of Section 197(16) of the Act, as amended,

In our opinion and to the best of our information and according to the explanations given to us and based on the auditor's reports of subsidiary incorporated in India, the remuneration paid by the Parent and such subsidiary to their respective directors during the year is in accordance with the provisions of Section 197 of the Act. Associate being a private Company, Section 197 of the Act related to managerial remuneration is not applicable.

- i) With respect to the other matters to be included in the Auditor's Report in accordance with Rule 11 of the Companies (Audit and Auditors) Rules, 2014, as amended in our opinion and to the best of our information and according to the explanations given to us:
 - i) The consolidated financial statements disclose the impact of pending litigations on the consolidated financial position of the Group and its associate in note 33 of the consolidated financial statements;
 - ii) The Group and its associate did not have any material foreseeable losses on long-term contracts including derivative contracts;
 - iii) There has been no delay in transferring amounts, required to be transferred, to the Investor Education and Protection Fund by the Parent. There were no amounts required to be transferred to Investor Education and Protection Fund by its subsidiary and associate incorporated in India.
 - iv) (a) The respective Managements of the Parent and its subsidiary which are companies incorporated in India, whose financial statements have been audited under the Act, have represented to us and to the other auditors of such subsidiary that, to the best of their knowledge and belief, as disclosed in the note 44(v) to the consolidated financial statements, no funds have been advanced or loaned or invested (either from borrowed funds or share premium or any other sources or kind of funds) by the Parent or subsidiary and associate to or in any other person(s) or entity(ies), including foreign entities ("Intermediaries"), with the understanding, whether recorded in writing or otherwise, that the Intermediary shall, directly or

indirectly lend or invest in other persons or entities identified in any manner whatsoever by or on behalf of the Parent or subsidiary and associate (“Ultimate Beneficiaries”) or provide any guarantee, security or the like on behalf of the Ultimate Beneficiaries.

- (b) The respective Managements of the Parent and its subsidiary which are companies incorporated in India, whose financial statements have been audited under the Act, have represented to us and to the other auditors of such subsidiary that, to the best of their knowledge and belief, as disclosed in the note 44(vi) to the consolidated financial statements, no funds have been received by the Parent or subsidiary and associate from any person(s) or entity(ies), including foreign entities (“Funding Parties”), with the understanding, whether recorded in writing or otherwise, that the Parent or subsidiary shall, directly or indirectly, lend or invest in other persons or entities identified in any manner whatsoever by or on behalf of the Funding Party (“Ultimate Beneficiaries”) or provide any guarantee, security or the like on behalf of the Ultimate Beneficiaries.
- (c) Based on the audit procedures performed that have been considered reasonable and appropriate in the circumstances performed by us and that performed by the auditors of the subsidiary which are companies incorporated in India whose financial statements have been audited under the Act,

nothing has come to our or other auditor’s notice that has caused us or the other auditors to believe that the representations under sub-clause (i) and (ii) of Rule 11(e), as provided under (a) and (b) above, contain any material misstatement.

- v) The final dividend proposed in the previous year, declared and paid by the Parent during the year is in accordance with Section 123 of the Act, as applicable.

As stated in note 38 to the consolidated financial statements, the Board of Directors of the Parent have proposed final dividend for the year which is subject to the approval of the members of the Parent at the ensuing respective Annual General Meetings. Such dividend proposed is in accordance with Section 123 of the Act, as applicable. No dividend has been proposed, declared or paid by the subsidiary and associate which are companies incorporated in India, whose financial statements have been audited under the Act, where applicable.

- vi) Proviso to Rule 3(1) of the Companies (Accounts) Rules, 2014 for maintaining books of account using accounting software which has a feature of recording audit trail (edit log) facility is applicable w.e.f. 1 April 2023 to the Parent and its subsidiary and associate which are companies incorporated in India, and accordingly, reporting under Rule 11(g) of Companies (Audit and Auditors) Rules, 2014 is not applicable for the financial year ended 31 March 2023.

2. With respect to the matters specified in clause (xxi) of paragraph (3) and paragraph 4 of the Companies (Auditor’s Report) Order, 2020 (“CARO”/“the Order”) issued by the Central Government in terms of Section 143(11) of the Act, according to the information and explanations given to us, and based on the CARO reports issued by us and the auditors of the subsidiary Company incorporated in India included in the consolidated financial statements to which reporting under CARO is applicable, as provided to us by the Management of the Parent, we report that in respect of those companies where audits have been completed under Section 143 of the Act, there are no qualifications or adverse remarks by the respective auditors in the CARO reports of the said companies included in the consolidated financial statements. Further, in respect of the following companies included in the consolidated financial statements, whose audit under Section 143 of the Act has not yet been completed, the CARO report as applicable in respect of those companies are not available and consequently have not been provided to us as on the date of this audit report:

Name of the Company	CIN	Nature of relationship
Renew Sandur Green Energy Private Limited	U40108DL2021PTC387102	Associate

For **Deloitte Haskins & Sells**
Chartered Accountants
(Firm’s Registration No. 008072S)

Monisha Parikh
Partner
(Membership No. 047840)

Place: Bengaluru
Date: 17 May 2023

Annexure “A” to The Independent Auditor’s Report

(Referred to in paragraph 1(g) under ‘Report on Other Legal and Regulatory Requirements’ Section of our report of even date)

Report on the Internal Financial Controls with reference to consolidated financial statements under Clause (i) of Sub-Section 3 of Section 143 of the Companies Act, 2013 (“the Act”)

In conjunction with our audit of the consolidated Ind AS financial statements of the Company as of and For the year ended 31 March 2023, we have audited the internal financial controls with reference to consolidated financial statements of **The Sandur Manganese & Iron Ores Limited** (hereinafter referred to as “the Parent”) and its subsidiary Company (the Parent and its subsidiary Company together referred to as “the Group”) and its associate Company which are companies incorporated in India, as of that date.

Management’s Responsibility for Internal Financial Controls

The respective Board of Directors of the parent, its subsidiary and its associate Company which are companies incorporated in India, are responsible for establishing and maintaining internal financial controls with reference to consolidated financial statements based on the internal control with reference to consolidated financial statements criteria established by the respective Companies considering the essential components of internal control stated in the Guidance Note on Audit of Internal Financial Controls Over Financial Reporting issued by the Institute of Chartered Accountants of India (ICAI). These responsibilities include the design, implementation and maintenance of adequate internal financial controls that were operating effectively for ensuring the orderly and efficient conduct of its business, including adherence to the respective Company’s policies, the safeguarding of its assets, the prevention and detection of frauds and errors, the accuracy and completeness of the accounting records, and the timely preparation of reliable financial information, as required under the Companies Act, 2013.

Auditor’s Responsibility

Our responsibility is to express an opinion on the internal financial controls with reference to consolidated financial statements of the Parent, its subsidiary Company and its associate Company which are companies incorporated in India, based on our audit. We conducted our audit in accordance with the Guidance Note on Audit of Internal Financial Controls Over Financial Reporting (the “Guidance Note”) issued by the Institute of Chartered Accountants of India and the Standards on Auditing, prescribed under Section 143(10) of the Companies Act, 2013, to the extent applicable to an audit of internal financial controls with reference to consolidated financial statements. Those Standards and the Guidance Note require that we comply with ethical requirements and plan and perform the audit to obtain reasonable assurance about

whether adequate internal financial controls with reference to consolidated financial statements was established and maintained and if such controls operated effectively in all material respects.

Our audit involves performing procedures to obtain audit evidence about the adequacy of the internal financial controls with reference to consolidated financial statements and their operating effectiveness. Our audit of internal financial controls with reference to consolidated financial statements included obtaining an understanding of internal financial controls with reference to consolidated financial statements, assessing the risk that a material weakness exists, and testing and evaluating the design and operating effectiveness of internal control based on the assessed risk. The procedures selected depend on the auditor’s judgement, including the assessment of the risks of material misstatement of the financial statements, whether due to fraud or error.

We believe that the audit evidence we have obtained and the audit evidence obtained by other auditors of the subsidiary Company and associate Company which are companies incorporated in India, in terms of their reports referred to in the Other Matters paragraph below, is sufficient and appropriate to provide a basis for our audit opinion on the internal financial controls with reference to consolidated financial statements of the Parent, its subsidiary Company and its associate Company which are companies incorporated in India.

Meaning of Internal Financial Controls with reference to consolidated financial statements

A Company’s internal financial control with reference to consolidated financial statements is a process designed to provide reasonable assurance regarding the reliability of financial reporting and the preparation of financial statements for external purposes in accordance with generally accepted accounting principles. A Company’s internal financial control with reference to consolidated financial statements includes those policies and procedures that (1) pertain to the maintenance of records that, in reasonable detail, accurately and fairly reflect the transactions and dispositions of the assets of the Company; (2) provide reasonable assurance that transactions are recorded as necessary to permit preparation of financial statements in accordance with generally accepted accounting principles, and that receipts and expenditures of the Company are being made only in accordance with authorisations of management and directors of the Company; and (3) provide reasonable assurance regarding prevention or timely detection of unauthorised acquisition, use, or disposition of the Company’s assets that could have a material effect on the financial statements.

Inherent Limitations of Internal Financial Controls with reference to consolidated financial statements

Because of the inherent limitations of internal financial controls with reference to consolidated financial statements, including the possibility of collusion or improper management override of controls, material misstatements due to error or fraud may occur and not be detected. Also, projections of any evaluation of the internal financial controls with reference to consolidated financial statements to future periods are subject to the risk that the internal financial control with reference to consolidated financial statements may become inadequate because of changes in conditions, or that the degree of compliance with the policies or procedures may deteriorate.

Opinion

In our opinion to the best of our information and according to the explanations given to us and based on the consideration of the reports of other auditors referred to in the Other Matters paragraph below, the Parent and its subsidiary

Company, which are companies incorporated in India, have, in all material respects, an adequate internal financial controls with reference to consolidated financial statements and such internal financial controls with reference to consolidated financial statements were operating effectively as at 31 March 2023, based on the criteria for internal financial control with reference to consolidated financial statements established by the respective companies considering the essential components of internal control stated in the Guidance Note on Audit of Internal Financial Controls Over Financial Reporting issued by the Institute of Chartered Accountants of India.

Other Matters

Our aforesaid report under Section 143(3)(i) of the Act on the adequacy and operating effectiveness of the internal financial controls with reference to consolidated financial statements insofar as it relates to one subsidiary Company, which Company incorporated in India, is based solely on the corresponding report of the auditors of such Company incorporated in India.

Our opinion is not modified in respect of the above matter.

For **Deloitte Haskins & Sells**
Chartered Accountants
(Firm's Registration No. 008072S)

Monisha Parikh
Partner
(Membership No. 047840)

Place: Bengaluru
Date: 17 May 2023

Consolidated Balance Sheet

as at 31 March 2023

₹ in lakh

Particulars	Note No.	As at 31 March 2023
I ASSETS		
1 NON-CURRENT ASSETS		
(a) Property, plant and equipment	2	83,178.22
(b) Right-of-use assets	3	259.05
(c) Capital work-in-progress	4	6,698.98
(d) Investment properties	5	4,292.44
(e) Other intangible assets	6	36.00
(f) Investment in Associate	7	3,064.18
(g) Financial assets		
(i) Investments	8	80.64
(ii) Other financial assets	10	633.54
(h) Deferred tax assets (net)	9	-
(i) Non Current tax assets (net)	22A	5,015.72
(j) Other non-current assets	12	5,885.21
SUB-TOTAL		1,09,143.98
2 CURRENT ASSETS		
(a) Inventories	13	29,188.16
(b) Financial assets		
(i) Investments	8	43,755.53
(ii) Trade receivables	14	14,423.86
(iii) Cash and cash equivalents	15(i)	4,324.15
(iv) Bank balance other than (iii) above	15(ii)	47,015.16
(v) Loans	9	151.00
(vi) Other financial assets	10	1,720.13
(c) Other current assets	12	3,429.50
SUB-TOTAL		1,44,007.49
TOTAL ASSETS		2,53,151.47
II EQUITY AND LIABILITIES		
1 EQUITY		
(a) Equity share capital	16A	2,700.58
(b) Other equity	16B	1,90,669.49
SUB-TOTAL		1,93,370.07
LIABILITIES		
2 NON-CURRENT LIABILITIES		
(a) Financial liabilities		
(i) Borrowings	17	16,070.96
(ii) Lease liabilities	18	169.71
(iii) Other financial liabilities	19	284.03
(b) Provisions	20	1,560.84
(c) Deferred tax liabilities (net)	11	754.39
SUB-TOTAL		18,839.93

Consolidated Balance Sheet (contd.)

as at 31 March 2023

₹ in lakh

Particulars	Note No.	As at 31 March 2023
3 CURRENT LIABILITIES		
(a) Financial liabilities		
(i) Borrowings	17	4,285.71
(ii) Lease liabilities	18	80.08
(iii) Trade payables		
(a) Dues to micro enterprises and small enterprises	21	355.24
(b) Dues to other than micro enterprises and small enterprises	21	24,814.83
(iv) Other financial liabilities	19	2,100.33
(b) Provisions	20	476.83
(c) Current tax liabilities (net)	22B	1,152.03
(d) Other current liabilities	23	7,676.42
SUB-TOTAL		40,941.47
TOTAL LIABILITIES		59,781.40
TOTAL EQUITY AND LIABILITIES		2,53,151.47
Summary of significant accounting policies	1	

The accompanying notes are an integral part of these consolidated financial statements

In terms of our report attached

For **Deloitte Haskins & Sells**
Chartered Accountants
(Firm Registration No. 008072S)

Monisha Parikh
Partner

Place: Bengaluru
Date: 17 May 2023

For and on behalf of the Board of Directors

T.R. Raghunandan
Chairman
DIN: 03637265

Bijan Kumar Dash
Company Secretary &
Chief Compliance Officer

Place: Bengaluru
Date: 17 May 2023

Bahirji Ajai Ghorpade
Managing Director
DIN: 08452844

Uttam Kumar Bhageria
Chief Financial Officer &
Chief Risk Officer

Consolidated Statement of Profit and Loss

for the year ended 31 March 2023

		₹ in lakh	
Particulars	Note No.	For the year ended 31 March 2023	
I	Revenue from operations	24	2,12,580.76
II	Other income	25	5,919.74
III	Total revenue (I + II)		2,18,500.50
IV	Expenses		
	(a) Cost of materials consumed		1,18,160.09
	(b) Changes in stock of finished goods and semi-finished goods	26	(1,976.92)
	(c) Employee benefits expense	27	12,805.33
	(d) Finance costs	28	2,784.76
	(e) Depreciation and amortisation expense	29	6,425.50
	(f) Other expenses	30	44,350.73
	Total expenses		1,82,549.49
V	Profit before tax (III-IV)		35,951.01
VI	Tax expense/(Credit)	31	
	(a) Current tax		
	(i) for the year		9,279.73
	(ii) relating to earlier years		(122.75)
	(b) Deferred tax		(312.07)
	Total tax expense		8,844.91
VII	Profit for the year (V-VI)		27,106.10
VIII	Share in (Loss) of associate		(27.26)
IX	Net profit after taxes and share of loss of associate		27,078.84
X	Other comprehensive income		
	Items that will not be reclassified to the consolidated statement of profit and loss		
	(i) Remeasurement of post-employment benefit obligations		(108.13)
	(ii) Income tax relating to above		27.21
	Total other comprehensive loss		(80.92)
XI	Total comprehensive income (net of tax) for the year (IX+X)		26,997.92
XII	Earnings per equity share of nominal value of ₹ 10 each	32	
	(1) Basic		101.23
	(2) Diluted		101.23
	Summary of significant accounting policies	1	

The accompanying notes are an integral part of these consolidated financial statements

In terms of our report attached

For **Deloitte Haskins & Sells**
Chartered Accountants
(Firm Registration No. 008072S)

Monisha Parikh
Partner

Place: Bengaluru
Date: 17 May 2023

For and on behalf of the Board of Directors

T.R. Raghunandan
Chairman
DIN: 03637265

Bahirji Ajai Ghorpade
Managing Director
DIN: 08452844

Bijan Kumar Dash
Company Secretary &
Chief Compliance Officer

Uttam Kumar Bhageria
Chief Financial Officer &
Chief Risk Officer

Place: Bengaluru
Date: 17 May 2023

Consolidated Statement of Cash Flows

for the year ended 31 March 2023

₹ in lakh

Particulars	Note No.	For the year ended 31 March 2023
A Cash flows from operating activities:		
Profit for the year		35,923.75
Adjustments for:		
Depreciation and amortisation expenses	29	6,425.50
Gain on sale of property, plant and equipment (net)	25	(10.38)
Provision for doubtful trade receivables and advances (net)	30	207.09
Finance costs	28	2,784.76
Interest income	25	(4,108.04)
Dividend income	25	(53.58)
Share of loss of associate	7	27.26
Gain on investments classified as fair value through profit and loss		(987.41)
Rental income		(56.61)
Foreign exchange gain (net)	25	200.49
Operating profit before working capital changes		40,352.83
Adjustments for (increase)/decrease in operating assets:		
Other non-current financial assets	10	2,629.18
Inventories	13	2,791.60
Trade receivables	14	5,680.61
Loans	9	37.30
Other current assets	12	5,157.49
Adjustments for increase/(decrease) in operating liabilities:		
Other non-current financial liabilities	19	(8.91)
Non-current provisions	20	196.65
Trade payables	21	(31,994.61)
Other current financial liabilities	19	1,662.92
Current provisions	20	15.43
Other current liabilities	23	(3,657.47)
Cash generated from operations		22,863.02
Income taxes paid (net)		(8,625.57)
Net cash generated from operating activities		14,237.45
B Cash flows from investing activities		
Purchase of property, plant and equipment, intangible assets (including capital work-in-progress and capital advances)		(18,737.50)
Proceeds from sale of property, plant and equipment		59.94
Deposits with banks and financial institutions (placed)/matured (net)		22,790.35
Receipt of money from right issue		1,800.39
(Purchase)/sale of investments (net)		(5,247.55)
Investment in associate	7	(3,091.44)
Interest received		2,994.41
Rental income		56.61
Dividends received		53.58
Net cash generated from/(used in) investing activities		678.79
C Cash flows from financing activities		
Repayment of borrowings (net) (Refer note b below)		(10,595.24)
Interest paid (Refer note b below)		(2,596.59)
Dividend paid (Refer note b below)		(1,361.54)

FINANCIAL STATEMENTS

Consolidated Statement of Cash Flows (contd.)

for the year ended 31 March 2023

₹ in lakh

Particulars	Note No.	For the year ended 31 March 2023
Payment of principal portion of lease liabilities (Refer note b below)		(142.10)
Payment of interest portion on lease liabilities		(12.52)
Net cash used in financing activities		(14,707.99)
Net increase/(decrease) in cash and cash equivalents		208.25
Cash and cash equivalents at the beginning of the year		4,115.90
Cash and cash equivalents at the end of the year		4,324.15
Details of Cash and cash equivalents		
Balances with banks		
(i) In current accounts		1,521.84
(ii) Fixed deposits with maturity of less than 3 months		2,800.00
Cash on hand		2.31
Cash and cash equivalents at the end of the year (Refer note 15(i))		4,324.15

Notes:

- (a) Above cash flow statement has been prepared under indirect method in accordance with the Indian Accounting Standard (Ind AS) 7 on "Statement of Cash Flows".
- (b) Changes in liabilities arising from financing activities:

As at 31 March 2023

₹ in lakh

Particulars	1 April 2022	Non-cash changes		Cash flows	31 March 2023
		Finance cost accrued during the year	Additions (Net)		
Borrowings	30,836.26	115.65	-	10,595.24	20,356.67
Dividends	28.44	-	1,350.29	1,361.54	17.19
Lease rentals	141.56	-	250.33	142.10	249.79
Interest	-	2,596.59	-	2,596.59	-
Total	31,006.26	2,712.24	1,600.62	14,695.47	20,623.65

The accompanying notes are an integral part of these consolidated financial statements

In terms of our report attached

For **Deloitte Haskins & Sells**
Chartered Accountants
(Firm Registration No. 008072S)

Monisha Parikh
Partner

For and on behalf of the Board of Directors

T.R. Raghunandan
Chairman
DIN: 03637265

Bahirji Ajai Ghorpade
Managing Director
DIN: 08452844

Bijan Kumar Dash
Company Secretary &
Chief Compliance Officer

Uttam Kumar Bhageria
Chief Financial Officer &
Chief Risk Officer

Place: Bengaluru
Date: 17 May 2023

Place: Bengaluru
Date: 17 May 2023

Consolidated Statement of Changes in Equity

for the year ended 31 March 2023

A. Equity share capital

	Balance as at 1 April 2022	Changes in equity share capital due to prior period errors	Restated balance as at 1 April 2022	Changes in equity share capital	Balance as at 31 March 2023
	900.19	-	900.19	1,800.39	2,700.58

₹ in lakh

B. Other equity

Particulars	Attributable to the Equity Holders				Total other equity			
	Reserves and surplus		Items of other comprehensive income					
	Capital redemption reserve	Securities premium	General reserve	Amalgamation adjustment deficit account	Retained earnings	Total	Remeasurement of post-employment benefit obligations (net of tax)	
Balance as at 1 April 2022	100.65	10,272.27	3,788.11	(3,488.91)	1,54,601.95	1,65,274.07	(252.21)	1,65,021.86
Profit for the year	-	-	-	-	27,078.84	27,078.84	-	27,078.84
Other comprehensive income	-	-	-	-	(1,350.29)	(1,350.29)	(80.92)	(80.92)
Dividend paid on equity shares (Refer note 38)	-	-	-	-	(1,350.29)	(1,350.29)	-	(1,350.29)
As at 31 March 2023	100.65	10,272.27	3,788.11	(3,488.91)	1,80,330.50	1,91,002.62	(333.13)	1,90,669.49

₹ in lakh

In terms of our report attached
For **Deloitte Haskins & Sells**
Chartered Accountants
(Firm Registration No. 008072S)

Monisha Parikh
Partner

T.R. Raghunandan
Chairman
DIN: 03637265

Bahirji Ajai Ghorpade
Managing Director
DIN: 08452844

Bijan Kumar Dash
Company Secretary &
Chief Compliance Officer

Uttam Kumar Bhageria
Chief Financial Officer &
Chief Risk Officer

Place: Bengaluru
Date: 17 May 2023

Place: Bengaluru
Date: 17 May 2023

For and on behalf of the Board of Directors

Notes to the consolidated financial statements

for the year ended 31 March 2023

1. Corporate information

The Sandur Manganese & Iron Ores Limited ('the Company' or 'the Parent'), a public Company domiciled in India and incorporated under the provisions of the Companies Act. The Company, its subsidiary (jointly referred to as "the Group" which include associate hereinafter referred to as 'Components') is engaged in mining of manganese and iron ores in Deogiri village of Sandur taluk, Bellary District, Karnataka. The Company is also engaged in the manufacture of ferroalloys & coke located at Vyasankere, Hospet. The Company has its Registered Office at 'Satyalaya', Door No. 266 (old No.80), Behind Taluka Office, Ward No.1, Palace Road, Sandur 583 119, Bellari District, Karnataka and its Corporate Office at No. 9, Sandur House, Bellari Road, Sadashivnagar, Bangalore 560 080.

Details of Subsidiary and Associate:

₹ in lakh

Name of the Company	Relationship	Country of Incorporation	% of voting power held as at 31 March 2023
Sandur Pellets Private Limited	Subsidiary	India	100%
Renew Sandur Green Energy Private Limited	Associate	India	49%

Sandur Pellets Private Limited, a wholly owned subsidiary, was incorporated on 7 May 2022 and the Group started presenting its consolidated financial statements from the current year. Accordingly, the comparatives of the previous year are not applicable. The Company has made an investment of ₹ 2,000 lakh upto the year ended 31 March 2023.

1.1 Significant accounting policies

(i) Statement of compliance

These consolidated financial statements have been prepared in accordance with the Indian Accounting Standards (referred to as "Ind AS") notified under the Companies (Indian Accounting Standards) Rules, 2015 as amended read with Section 133 of the Companies Act, 2013 ("Act") and other relevant provisions of the Act.

(ii) Basis of preparation of the consolidated financial statements

These consolidated financial statements have been prepared on an accrual basis and in accordance with the historical cost convention, except for certain financial instruments which are measured at fair value or amortised cost at the end of each reporting period, as explained in the accounting policies below. This financial statements comply in all material aspects of Indian Accounting Standards (referred to as "Ind AS") notified under the Companies (Indian Accounting Standards) Rules, 2015 as amended read with Section 133 of the Companies Act, 2013. All assets and liabilities are classified into current and non current based on the operating cycle of less than twelve months or based on the criteria of realisation/settlement within twelve month period from the balance sheet date.

Accounting policies have been consistently applied except where a new accounting standard is initially adopted or revision to an existing accounting standard, requires a change in the accounting policy hitherto in use.

(iii) Principles of consolidation

The consolidated financial statements (CFS) comprise the financial statements of the Company and its Subsidiary and Associate. Subsidiary are entities controlled by the Group. The CFS of the Group have been prepared in accordance with

the Indian Accounting Standards on "consolidated financial statements" (Ind AS 110) and "Investment in Associate and Joint Ventures" (Ind AS 28) notified under Section 133 of the Companies Act, 2013. The Group controls an investee only if the Group has:

- Power over the investee (i.e. existing rights that give it the current ability to direct the relevant activities of the investee);
- Exposure, or rights, to variable returns from its involvement with the investee;
- The ability to use its power over the investee to affect its returns; and
- have significant influence.

The Group re-assesses whether or not it controls an investee if facts and circumstances indicate that there are changes to one or more of the four elements of control. Consolidation of a subsidiary begins when the Group obtains control over the subsidiary and ceases when the Group loses control of the subsidiary. Assets, liabilities, income and expenses of a subsidiary acquired or disposed of during the year are included in the consolidated financial statements from the date the Group gains control until the date the Group ceases to control the subsidiary.

consolidated financial statements are prepared using uniform accounting policies for like transactions and other events in similar circumstances. If a member of the Group uses accounting policies other than those adopted in the consolidated financial statements for like transactions and events in similar circumstances, appropriate adjustments are made to that Group member's financial statements in

Notes to the Consolidated Financial Statements (contd.)

for the year ended 31 March 2023

preparing the consolidated financial statements to ensure conformity with the Group's accounting policies.

The consolidated financial statements of all entities used for the purpose of consolidation are drawn up to same reporting date as that of the parent Company, i.e., year ended on 31 March 2023. When the end of the reporting period of the parent is different from that of a subsidiary and associate, the subsidiary and associate prepares, for consolidation purposes, additional financial information as of the same date as the financial statements of the parent to enable the parent to the financial information of the subsidiary and joint venture, unless it is impracticable to do so.

Consolidation procedure for subsidiary:

Combine like items of assets, liabilities, equity, income, expenses and cash flows of the parent with those of its subsidiary. For this purpose, income and expenses of the subsidiary are based on the amounts of the assets and liabilities recognised in the consolidated financial statements at the acquisition date.

Offset (eliminate) the carrying amount of the parent's investment in each subsidiary and the parent's portion of equity of each subsidiary.

Eliminate in full intragroup assets and liabilities, equity, income, expenses and cash flows relating to transactions between entities of the group (profits or losses resulting from intragroup transactions that are recognised in assets are eliminated in full). Intragroup losses may indicate an impairment that requires recognition in the consolidated financial statements. Ind AS 12 Income Taxes applies to temporary differences that arise from the elimination of profits and losses resulting from intragroup transactions.

Profit or loss and each component of Other Comprehensive Income (OCI) are attributed to the equity holders of the Parent of the Group and to the non-controlling interests, even if this results in the non-controlling interests having a deficit balance.

Changes in the Group's ownership interests in subsidiary that do not result in the Group losing control over the subsidiary are accounted for as equity transactions. The carrying amounts of the Group's interests and the non-controlling interests are adjusted to reflect the changes in their relative interests in the subsidiary. Any difference between the amount by which the non-controlling interests are adjusted and the fair value of the consideration paid or received is recognised directly in equity and attributed to owners of the Group.

Equity Accounted Investees:

Investment in associate companies and joint venture have been accounted under the equity method as per Indian Accounting Standard (Ind AS) 28 "Investments in Associates and Joint Ventures", whereby the investment is initially recorded at cost, and adjusted thereafter to recognize the

Group's share of the post acquisition profits or losses of the investee in profit and loss.

The Group's share of Other Comprehensive Income of the investee in Other Comprehensive Income. The consolidated financial statements have been prepared using uniform accounting policies for like transactions and other events in similar circumstances.

1.2 Use of estimates and judgements

The preparation of these consolidated financial statements in conformity with the recognition and measurement principles of Ind AS requires the management of the Group to make judgements, estimates and assumptions that affect the application of accounting policies and the reported amount of assets and liabilities, revenues and expenses and disclosure of contingent liabilities. Such estimates and assumptions are based on management's evaluation of relevant facts and circumstances as on the date of consolidated financial statements. The actual outcome may diverge from these estimates. Estimates and assumptions are reviewed on a periodic basis. Appropriate changes in estimates are made when the management of the Group becomes aware of the changes in the circumstances surrounding the estimates. Changes in estimates are reflected in the consolidated financial statements in the period in which the changes are made and, if material, their effects are disclosed in the notes to the consolidated financial statements.

1.3 Revenue recognition

Revenue is measured at amount of transaction price (net of variable consideration) received or receivable when control of the goods is transferred to the customer and there are no unfulfilled performance obligations as per the contract with the customers. Revenue is reduced for estimated customer returns, rebates and other similar allowances. Revenue excludes taxes collected from customer which have to be subsequently remitted to the Government authorities.

1.3.1 Sale of products

Ores

Revenue from sale of ores is recognised on completion of e-auction, receipt of money from the customer and payment of duties/levies collected from customer. In case of sale of sub-grade ores the revenue from sale of ores is recognised on despatch of goods to customers from mines or stock points as applicable when control of the goods is transferred to the customer and there are no unfulfilled performance obligations as per the contract with the customers and realisation is reasonably assured.

Ferroalloys and Coke

Revenue from sale of goods is recognised on dispatch of ferroalloys and coke to customers from plant, when control of the goods is transferred to the customer and there are no

Notes to the Consolidated Financial Statements (contd.)

for the year ended 31 March 2023

unfulfilled performance obligations as per the contract with the customers and realisation is reasonably assured.

Energy

Revenue from sale of energy is recognised on accrual basis based on the energy generated and supplied as per applicable rates from time to time and includes unbilled revenue accrued up to the end of the accounting year.

1.3.2 Rendering of services

Revenue from sale of services is recognised over the period of time as per the terms of the contract with customers.

1.4 Dividend and interest income

Dividend income from investments is recognised when the Group's right to receive payment has been established.

Interest income from a financial asset is recognised when it is probable that the economic benefits will flow to the Group and the amount of income can be measured reliably. Interest income is accrued on a time basis, by reference to the principal outstanding and at the effective interest rate applicable, which is the rate that exactly discounts estimated future cash receipts through the expected life of the financial asset to that asset's net carrying amount on initial recognition.

1.5 Leases

The Group assesses whether a contract contains a lease, at inception of a contract. A contract is, or contains, a lease if the contract conveys the right to control the use of an identified asset for a period of time in exchange for consideration. To assess whether a contract conveys the right to control the use of an identified asset, the Group assesses whether: (i) the contract involves the use of an identified asset; (ii) the Group has substantially all of the economic benefits from use of the asset through the period of the lease; and (iii) the Group has the right to direct the use of the asset.

The Group as a lessee

As a lessee, the Group recognises a right-of-use asset and a lease liability at the lease commencement date. The right-of-use asset is initially measured at cost, which comprises the initial amount of the lease liability adjusted for any lease payments made at or before the commencement date, plus any initial direct costs incurred and an estimate of costs to dismantle and remove the underlying asset or to restore the underlying asset or the site on which it is located, less any lease incentives received.

The right-of-use asset is subsequently depreciated using the straight-line method from the commencement date to the earlier of the end of the useful life of the right-of-use asset or the end of the lease term. The estimated useful lives of right-of-use assets are determined on the same basis as those of property, plant and equipment. In addition, the right-of-use asset is periodically reduced by impairment losses, if any, and adjusted for certain remeasurements of the lease liability.

The lease liability is initially measured at the present value of the lease payments that are not paid at the commencement date, discounted using the interest rate implicit in the lease or, if that rate cannot be readily determined, the Group's incremental borrowing rate. Generally, the Group uses its incremental borrowing rate as the discount rate.

Lease payments included in the measurement of the lease liability comprise the fixed payments, including in substance fixed payments. The lease liability is measured at amortised cost using the effective interest method.

The Group applies the recognition exemption for short-term leases and leases of low-value assets. The lease payment for short-term leases having a lease term of up to 12 months and leases of low-value assets, are recognised as an expenses on a straight line basis over the lease term. The Group applied a single discount rate for a portfolio of leases of similar assets in similar economic environment with a similar end date.

The Group as lessor

Rental income from operating leases is generally recognised on a straight-line basis over the term of the relevant lease. Initial direct costs incurred in negotiating and arranging an operating lease are added to the carrying amount of the leased asset and recognised on a straight-line basis over the lease term.

1.6 Foreign currency transactions and balances

Transactions in foreign currency are recorded at exchange rates prevailing on the date of the respective transactions.

Foreign exchange gains and losses resulting from the settlement of such transactions and from the translation at the exchange rates prevailing at reporting date of monetary assets and liabilities denominated in foreign currencies are recognized in the consolidated statement of profit and loss and reported within foreign exchange gains/(losses).

Non-monetary assets and liabilities denominated in a foreign currency and measured at historical cost are translated at the exchange rate prevalent at the date of transaction.

1.6.1 Functional currency

Functional currency of an Group is the currency of the primary economic environment in which the Group operates. The consolidated financial statements are presented in Indian rupees, the national currency of India, which is the functional currency of the Group.

1.7 Employee benefits

1.7.1 Retirement benefit costs and termination benefits

Employee benefits include provident fund, employee state insurance scheme, pension, gratuity, superannuation and compensated absences.

Notes to the Consolidated Financial Statements (contd.)

for the year ended 31 March 2023

Payments to defined contribution retirement benefit plans are recognised as an expense when employees have rendered service entitling them to the contributions.

For defined benefit retirement benefit plans, the cost of providing benefits is determined using the projected unit credit method, with actuarial valuations being carried out at the end of each annual reporting period. Remeasurement, comprising actuarial gains and losses, the effect of the changes to the asset ceiling (if applicable) and the return on plan assets (excluding net interest), is reflected immediately in the consolidated balance sheet with a charge or credit recognised in other comprehensive income in the period in which they occur. Remeasurement recognised in other comprehensive income is reflected immediately in retained earnings and is not reclassified to the consolidated statement of profit and loss. Past service cost is recognised in the consolidated statement of profit and loss in the period of a plan amendment. Net interest is calculated by applying the discount rate at the beginning of the period to the net defined benefit liability or asset. Defined benefit costs are categorised as follows:

- service cost (including current service cost, past service cost, as well as gains and losses on curtailments and settlements);
- net interest expense or income; and
- re-measurement.

The Group presents the first two components of defined benefit costs in the consolidated statement of profit and loss in the line item 'Employee benefits expense'. Curtailment gains and losses are accounted for as past service costs.

The retirement benefit obligation recognised in the consolidated balance sheet represents the actual deficit or surplus in the Group's defined benefit plans. Any surplus resulting from this calculation is limited to the present value of any economic benefits available in the form of refunds from the plans or reductions in future contributions to the plans.

A liability for a termination benefit is recognised at the earlier of the following dates: (a) when the Group can no longer withdraw the offer of the termination benefit; and (b) when the Group recognises costs for restructuring that is within the scope of Ind AS 37 Provisions, Contingent Liabilities and Contingent Assets and involves the payment of termination benefits.

1.7.2 Short-term and other long-term employee benefits

A liability is recognised for benefits accruing to employees in respect of wages and salaries, annual leave and sick leave in the period the related service is rendered at the undiscounted amount of the benefits expected to be paid in exchange for that service.

Liabilities recognised in respect of short-term employee benefits are measured at the undiscounted amount of the benefits expected to be paid in exchange for the related service.

Liabilities recognised in respect of other long-term employee benefits are measured at the present value of the estimated future cash outflows expected to be made by the Group in respect of services provided by employees up to the reporting date.

1.8 Taxation

Income tax expense comprises of current tax and deferred tax in accordance with the provisions of Income-tax Act, 1961.

1.8.1 Current tax

The tax currently payable is based on taxable profit for the year. Taxable profit differs from 'profit before tax' as reported in the consolidated statement of profit and loss because of items of income or expense that are taxable or deductible in other years and items that are never taxable or deductible. The Group's current tax is calculated using tax rates that have been enacted or substantively enacted by the end of the reporting period.

Current tax assets and current tax liabilities are offset when there is legally enforceable right to offset the recognised amounts and there is an intention to settle the asset and liability on a net basis.

1.8.2 Deferred tax

Deferred tax is recognised on temporary differences between the carrying amounts of assets and liabilities in the consolidated financial statements and the corresponding tax bases used in the computation of taxable profit. Deferred tax liabilities are generally recognised for all taxable temporary differences. Deferred tax assets are generally recognised for all deductible temporary differences to the extent that it is probable that taxable profits will be available against which those deductible temporary differences can be utilised.

The carrying amount of deferred tax assets is reviewed at the end of each reporting period and reduced to the extent that it is no longer probable that sufficient taxable profits will be available to allow all or part of the asset to be recovered.

Deferred tax liabilities and assets are measured at the tax rates that are expected to apply in the period in which the liability is settled or the asset realised, based on tax rates (and tax laws) that have been enacted or substantively enacted by the end of the reporting period.

1.8.3 Current and deferred tax for the year

Current and deferred tax are recognised in the consolidated statement of profit and loss, except when they relate to items that are recognised in other comprehensive income or directly in equity, in which case, the current and deferred tax are also

Notes to the Consolidated Financial Statements (contd.)

for the year ended 31 March 2023

recognised in other comprehensive income or directly in equity respectively.

1.9 Property, plant and equipment

Land and buildings held for use in the production or supply of goods or services, or for administrative purposes, are stated in the consolidated balance sheet at cost less accumulated depreciation and accumulated impairment losses. Freehold land is not depreciated.

Properties in the course of construction for production, supply or administrative purposes are carried at cost, less any recognised impairment loss. Cost includes professional fees and, for qualifying assets, borrowing costs capitalised in accordance with the Group's accounting policy. Such properties are classified to the appropriate categories of property, plant and equipment when completed and ready for intended use. Depreciation of these assets, on the same basis as other property assets, commences when the assets are ready for their intended use.

Depreciation for the assets at head office and mines (including assets transferred from these locations to any other location) is provided on a written down value method over the prescribed useful lives as per Schedule II to the Companies Act, 2013 after adjustment of the applicable residual values. Depreciation for the assets at plant (including assets transferred from this location to any other location) is provided on a straight line basis over the prescribed useful lives as per Schedule II to the Companies Act, 2013 after adjustment of the applicable residual values. The estimated useful lives, residual values and depreciation method are reviewed at the end of each reporting period, with the effect of any changes in estimate accounted for on a prospective basis.

Assets held under finance leases are depreciated over their expected useful lives on the same basis as owned assets. However, when there is no reasonable certainty that ownership will be obtained by the end of the lease term, assets are depreciated over the shorter of the lease term and their useful lives.

Items such as spare parts, stand-by equipment and servicing equipment are recognised as property, plant and equipment when they meet the definition of property, plant and equipment under Ind AS 16. i.e., Property, plant and equipment are tangible items that:

- (a) are held for use in the production or supply of goods or services, for rental to others, or for administrative purposes; and
- (b) are expected to be used during more than one period.

If the above said definition is not met, they are classified as inventories in accordance with Ind AS 2 Inventories.

An item of property, plant and equipment is derecognised upon disposal or when no future economic benefits are expected to arise from the continued use of the asset. Any gain or loss arising on the disposal or retirement of an item of property, plant and equipment is determined as the difference between the sales proceeds and the carrying amount of the asset and is recognised in profit or loss.

When an item of property, plant and equipment is acquired in exchange for a non-monetary asset or assets, or a combination of monetary and non-monetary assets, the cost of that item is measured at fair value (even if the entity cannot immediately derecognise the asset given up) unless the exchange transaction lacks commercial substance or the fair value of neither the asset received nor the asset given up is reliably measurable. If the acquired item is not measured at fair value, its cost is measured at the carrying amount of the asset given up.

For transition to Ind AS, the Group has elected to continue with the carrying value of all of its property, plant and equipment recognised as of April 01, 2016 (transition date) measured as per the previous GAAP and use that carrying value as its deemed cost as of the transition date.

1.10 Investment property

Investment properties are properties held to earn rentals and/or for capital appreciation (including property under construction for such purposes). Investment properties are measured initially at cost, including transaction costs. Subsequent to initial recognition, investment properties are measured in accordance with Ind AS 16's requirements for cost model.

Depreciation is recognised using the straight line method so as to amortise the cost of investment properties over their useful lives as specified in Schedule II of the Companies Act, 2013. Freehold land and properties under construction are not depreciated. Transfers to, or from, investment properties are made at the carrying amount when and only when there is a change in use.

An investment property is derecognised upon disposal or when the investment property is permanently withdrawn from use and no future economic benefits are expected from the disposal. Any gain or loss arising on derecognition of the property (calculated as the difference between the net disposal proceeds and the carrying amount of the asset) is included in the consolidated statement of profit and loss in the period in which the property is derecognised.

For transition to Ind AS, the Group has elected to continue with the carrying value of its investment property recognised as of April 01, 2016 (transition date) measured as per the previous GAAP and use that carrying value as its deemed cost as of the transition date.

Notes to the Consolidated Financial Statements (contd.)

for the year ended 31 March 2023

1.11 Intangible assets

1.11.1 Intangible assets acquired separately

Intangible assets with finite useful lives that are acquired separately are carried at cost less accumulated amortisation and accumulated impairment losses. Amortisation is recognised on a straight-line basis over their estimated useful lives. The estimated useful life and amortisation method are reviewed at the end of each reporting period, with the effect of any changes in estimate being accounted for on a prospective basis. Intangible assets with indefinite useful lives that are acquired separately are carried at cost less accumulated impairment losses.

1.11.2 Derecognition of intangible assets

An intangible asset is derecognised on disposal, or when no future economic benefits are expected from use or disposal. Gains or losses arising from derecognition of an intangible asset, measured as the difference between the net disposal proceeds and the carrying amount of the asset, are recognised in the consolidated statement of profit and loss when the asset is derecognised.

1.11.3 Useful lives of intangible assets

Intangible assets are amortised over their estimated useful life on straight line method as follows:

Software Licenses: Lower of 5 years or license period.

1.12 Inventories

Inventories are valued at the lower of cost and the net realisable value after providing for obsolescence and other losses, where considered necessary. Cost includes all charges in bringing the goods to the point of sale, including all levies, transit insurance and receiving charges. Work-in-progress and finished goods include appropriate proportion of overheads. Cost is determined as follows:

Stores, spares and consumables	Weighted average rates
Raw materials	Weighted average rates
Work in progress & finished goods	Full absorption costing method based on annual cost of production

1.13 Provisions and contingencies

Provisions are recognised when the Group has a present obligation (legal or constructive) as a result of a past event, it is probable that the Group will be required to settle the obligation, and a reliable estimate can be made of the amount of the obligation.

The amount recognised as a provision is the best estimate of the consideration required to settle the present obligation

at the end of the reporting period, taking into account the risks and uncertainties surrounding the obligation. When a provision is measured using the cash flows estimated to settle the present obligation, its carrying amount is the present value of those cash flows (when the effect of the time value of money is material).

When some or all of the economic benefits required to settle a provision are expected to be recovered from a third party, a receivable is recognised as an asset if it is virtually certain that reimbursement will be received and the amount of the receivable can be measured reliably.

The financial obligation towards mine closure plans under relevant Acts and Rules are technically estimated, based on total available ore reserves of all the mining leases. The amount so determined is provided in the books of account on the basis of run of mine ore production of the mines of all the mining leases.

1.14 Dividends

Provision is made for the amount of any dividend declared, being appropriately authorised and no longer at the discretion of the Group entity, on or before the end of the reporting period but not distributed at the end of the reporting period.

1.15. Earnings per share

The basic earnings/(loss) per share is computed by dividing the net profit/(loss) attributable to equity shareholders for the year by the weighted average number of equity shares outstanding during the year. The number of shares used in computing diluted earnings per share comprises the weighted average shares considered for deriving basic earnings per share, and also the weighted average number of equity shares that could have been issued on the conversion of all dilutive potential equity shares.

1.16. Segment reporting

Operating segments are reported in the manner consistent with the internal reporting to the Chief Operating Decision Maker (CODM). The Group has identified business segment as its primary segment with secondary information reported geographically.

The Group's primary segments consist of Mining, Ferroalloys, Coke and energy.

Unallocable represents other income and expenses which relate to the Group as a whole and are not allocated to segments.

1.17 Operating cycle

As mentioned in para 1.1(ii) above under 'Basis of preparation of the consolidated financial statements', the Group based on the

Notes to the Consolidated Financial Statements (contd.)

for the year ended 31 March 2023

normal time between acquisition of assets and their realisation in cash or cash equivalents, has determined its operating cycle as one year. The above basis is used for classifying the assets and liabilities into current and non-current as the case may be.

1.18. Cash flow statement

Cash flows are reported using the indirect method, whereby profit/(loss) before extraordinary items and tax is adjusted for the effects of transactions of non-cash nature and any deferrals or accruals of past or future cash receipts or payments. The cash flows from operating, investing and financing activities of the Group are segregated based on the available information.

1.19. Financial instruments

Financial assets and liabilities are recognised when the Group becomes a party to the contractual provisions of the instrument. Financial assets and liabilities are initially measured at fair value. Transaction costs that are directly attributable to the acquisition or issue of financial assets and financial liabilities (other than financial assets and financial liabilities at fair value through profit or loss) are added to or deducted from the fair value measured on initial recognition of financial asset or financial liability.

The Group derecognises a financial asset only when the contractual rights to the cash flows from the asset expire, or when it transfers the financial asset and substantially all the risks and rewards of ownership of the asset to another entity. The Group derecognises financial liabilities when, and only when, the Group's obligations are discharged, cancelled or have expired.

Cash and cash equivalents

The Group considers all highly liquid financial instruments, which are readily convertible into known amounts of cash that are subject to an insignificant risk of change in value and having original maturities of three months or less from the date of purchase, to be cash equivalents. Cash and cash equivalents consist of balances with banks which are unrestricted for withdrawal and usage.

Financial assets at amortised cost

Financial assets are subsequently measured at amortised cost if these financial assets are held within a business whose objective is to hold these assets to collect contractual cash flows and the contractual terms of the financial assets give rise on specified dates to cash flows that are solely payments of principal and interest on the principal amount outstanding.

Financial assets at fair value through other comprehensive income

Financial assets are measured at fair value through other comprehensive income if these financial assets are held within a business whose objective is achieved by both collecting contractual cash flows on specified dates that are solely payments of principal and interest on the principal amount outstanding and selling financial assets.

Financial assets at fair value through profit or loss

Financial assets are measured at fair value through profit or loss unless they are measured at amortised cost or at fair value through other comprehensive income on initial recognition. The transaction costs directly attributable to the acquisition of financial assets and liabilities at fair value through profit or loss are immediately recognised in consolidated statement of profit and loss.

Financial liabilities

Financial liabilities are measured at amortised cost using the effective interest method.

Equity instruments

An equity instrument is a contract that evidences residual interest in the assets of the Group after deducting all of its liabilities. Equity instruments issued by the Group are recognised at the proceeds received net of direct issue cost.

1.20 Borrowing costs

Borrowing costs directly attributable to the acquisition, construction or production of qualifying assets, which are assets that necessarily take a substantial period of time to get ready for their intended use or sale, are added to the cost of those assets, until such time as the assets are substantially ready for their intended use or sale.

All other borrowing costs are recognised in the consolidated statement of profit and loss in the year in which they are incurred.

The Group determines the amount of borrowing costs eligible for capitalisation as the actual borrowing costs incurred on that borrowing during the year less any interest income earned on temporary investment of specific borrowings pending their expenditure on qualifying assets, to the extent that an entity borrows funds specifically for the purpose of obtaining a qualifying asset. In case if the Group borrows generally and uses the funds for obtaining a qualifying asset, borrowing costs eligible for capitalisation are determined by applying a capitalisation rate to the expenditures on that asset.

Borrowing cost includes exchange differences arising from foreign currency borrowings to the extent they are regarded as an adjustment to the finance cost.

1.21 Government grants

Grants from the government are recognised at their fair value where there is a reasonable assurance that the grant will be received and the Group will comply with all attached conditions.

Government grants relating to income are deferred and recognised in the consolidated statement of profit and loss over the period necessary to match them with the costs that they are intended to compensate and presented within other income.

Notes to the Consolidated Financial Statements (contd.)

for the year ended 31 March 2023

Government grants relating to the purchase of property, plant and equipment are deducted from the carrying amount of the asset resulting in reduced depreciation over the life of property, plant and equipment.

1.22 Recent accounting pronouncements

Ministry of Corporate Affairs ("MCA") notifies new standards or amendments to the existing standards under Companies (Indian Accounting Standards) Rules as issued from time to time. On 31 March 2023, MCA amended the Companies (Indian Accounting Standards) Amendment Rules, 2023, as below:

Ind AS 1 - Presentation of Financial Statements - This amendment requires the entities to disclose their material accounting policies rather than their significant accounting policies. The effective date for adoption of this amendment is annual periods beginning on or after 1 April 2023. The Group has evaluated the amendment and the impact of the amendment is insignificant in the consolidated financial statements.

Ind AS 8 - Accounting Policies in Accounting Estimates and Errors - This amendment has introduced a definition of 'accounting estimates' and included amendments to Ind AS 8 to help entities distinguish changes in accounting policies from changes in accounting estimates. The effective date for adoption of this amendment is annual periods beginning on or after 1 April 2023. The Group has evaluated the amendment and there is no impact on its consolidated financial statements.

Ind AS 12 - Income Taxes - This amendment has narrowed the scope of the initial recognition exemption so that it does not apply to transactions that give rise to equal and offsetting temporary differences. The effective date for adoption of this amendment is annual periods beginning on or after 1 April 2023. The Group has evaluated the amendments and there is no impact on its consolidated financial statement.

Notes to the Consolidated Financial Statements (contd.)

for the year ended 31 March 2023

Note No. 2: Property, plant and equipment

₹ in lakh

Particulars	Land - Freehold	Buildings	Plant and equipment	Office equipment	Furniture and fixtures	Vehicles	Total
I. Gross carrying amount							
As at 1 April 2022	10,299.20	13,645.14	63,587.51	879.09	734.11	1,357.94	90,502.99
Additions/adjustments	8,139.46	516.72	650.24	110.98	9.87	508.88	9,936.15
Addition on account of re-classification of assets from Investment properties (Refer note 5)	367.29	236.95	-	-	-	-	604.24
Disposals/adjustments	-	355.46	244.17	78.33	25.75	143.62	847.33
Balance as at 31 March 2023	18,805.95	14,043.35	63,993.58	911.74	718.23	1,723.20	1,00,196.05
II. Accumulated depreciation							
As at 1 April 2022	-	1,737.86	7,403.77	541.65	429.21	1,010.32	11,122.81
Depreciation expense (Refer note 29)	-	2,081.02	3,791.39	132.38	77.51	197.18	6,279.48
Addition on account of re-classification of assets from Investment properties (Refer note 5)	-	61.36	-	-	-	-	61.36
Disposals/adjustments	-	-	233.25	74.27	23.40	114.90	445.82
Balance as at 31 March 2023	-	3,880.24	10,961.91	599.76	483.32	1,092.60	17,017.83
III. Net carrying amount (I-II)	18,805.95	10,163.11	53,031.67	311.98	234.91	630.60	83,178.22

Note:

There has been no revaluation of property, plant and equipment during the year 2022-23.

Note No. 3: Right-of-use assets

₹ in lakh

Particulars	Vehicles	Buildings	Total
I. Gross carrying amount			
As at 1 April 2022	1,374.65	-	1,374.65
Additions	-	250.48	250.48
Disposals	61.83	-	61.83
Balance as at 31 March 2023	1,312.82	250.48	1,563.30
II. Accumulated depreciation			
As at 1 April 2022	1,242.44	-	1,242.44
Additions (Refer note 29)	103.85	16.70	120.55
Disposals	58.74	-	58.74
Balance as at 31 March 2023	1,287.55	16.70	1,304.25
III. Net carrying amount (I-II)	25.27	233.78	259.05

Notes:

- The aggregate depreciation expense on right-of-use assets is included under depreciation and amortisation expense in the consolidated statement of profit and loss.
- There has been no revaluation of right-of-use assets during the year 2022-23.

Notes to the Consolidated Financial Statements (contd.)

for the year ended 31 March 2023

Note No. 4: Capital work-in-progress

(a) Capital work-in-progress (CWIP) ageing schedule

As at 31 March 2023 ₹ in lakh

Particulars	Amount in CWIP for a period of				Total
	Less than 1 year	1-2 years	2-3 years	More than 3 years	
Projects in progress	3,207.06	926.05	421.72	2,144.15	6,698.98
Total	3,207.06	926.05	421.72	2,144.15	6,698.98

(b) Capital work-in-progress completion schedule for projects whose completion is overdue as compared to its original plan

As at 31 March 2023 ₹ in lakh

Particulars	Amount in CWIP for a period of				Total
	Less than 1 year	1-2 years	2-3 years	More than 3 years	
Downhill conveyor	2,359.83	-	-	-	2,359.83
Construction of school	1,341.96	-	-	-	1,341.96
Other project in progress	105.64	-	-	-	105.64
Total	3,807.43	-	-	-	3,807.43

Note No. 5: Investment properties

As at 31 March 2023 ₹ in lakh

Particulars	Land	Buildings	Total
I. Gross carrying amount			
As at 1 April 2022	4,401.71	604.90	5,006.61
Additions	-	-	-
Transfer to property, plant and equipment (Refer note 8 below)	367.29	236.95	604.24
Disposals	-	-	-
Balance as at 31 March 2023	4,034.42	367.95	4,402.37
II. Accumulated depreciation			
As at 1 April 2022	-	158.12	158.12
Additions (Refer note 29)	-	13.17	13.17
Transfer to property, plant and equipment	-	61.36	61.36
Disposals	-	-	-
Balance as at 31 March 2023	-	109.93	109.93
III. Net carrying amount (I-II)	4,034.42	258.02	4,292.44

Notes:

- The Group investment properties consist of two commercial and one residential properties in India. Management determined that the investment properties consist of two classes of assets - commercial and residential - based on the nature, characteristics and risks of each property.
- For depreciation methods used, the useful lives and the depreciation expense, refer note 1.10 to the consolidated financial statements.
- All of the Group investment properties are pledged as collateral against borrowings (Refer note 17 to the consolidated financial statements).

Notes to the Consolidated Financial Statements (contd.)

for the year ended 31 March 2023

4. Fair market value of investment properties have been determined on the basis of valuations carried out by SJR Associates, an independent registered valuer. The details of these valuations are as below:

Particulars	₹ in lakh
	As at 31 March 2023
Land	6,596.65
Buildings	1,072.75
Total	7,669.40

Description of valuation techniques used and key inputs to valuation on investment properties:

Investment properties valuation	Technique
Land	Direct comparison approach for underlying land
Building	Depreciated replacement cost method for built up structures

Direct comparison approach for underlying land

The direct comparison approach involves a comparison of the property being valued to similar properties that have actually been sold in arms length transactions or are offered for sale. This approach demonstrates what buyers have historically been willing to pay (and sellers willing to accept) for similar properties in a competitive market and is particularly useful in estimating the value of the land and properties that are typically traded on a unit basis. To ascertain the comparable transactions quotes, valuer would undertake an on ground market research exercise involving interactions with local market players such as real estate brokers, accumulators, etc. The data would be collated with respect to the general transaction activity in the subject regions. Post establishing the prevalent values in the subject micro markets, the value of the subject properties would be ascertained through an adjustment of the comparable collated.

Depreciated replacement cost method for built up structures

The depreciated replacement cost method involves assessing the current cost of replacing an asset with its modern equivalent asset less deductions for physical deterioration and all relevant forms of obsolescence and optimization. Depreciation refers to adjustments made to the cost of an equivalent asset to reflect any comparative obsolescence (such as physical deterioration, functional or economic obsolescence) that affects the subject asset over the remaining life of the subject asset at the valuation date with its expected total life (economic life of the property). The physical life is how long the asset, ignoring any potential for refurbishment or reconstruction, could be used before the asset would be completely worn out or beyond economic repair. The economic life is how long it is anticipated that the asset could generate returns or provide a financial benefit.

5. The Group has restrictions on the realisability/disposal of investment properties due to these being pledged as collateral against borrowings, however there are no restrictions on the remittance of income. There are no contractual obligations to purchase, construct or develop investment properties for repair, maintenance or enhancements.
6. Amounts recognised in the consolidated statement of profit and loss for the investment properties:

Particulars	₹ in lakh
	For the year ended 31 March 2023
Rental income (Refer note 25)	56.61
Direct operating expenses related to investment property	(23.80)
Profit from investment properties before depreciation	32.81
Depreciation (Refer note above)	(13.17)
Profit from investment properties	19.64

7. There is no immovable property which is not held in the name of the Group.
8. During the year, the Group has converted an investment property held for rental into Company's guest house owing to increase in operations.

Notes to the Consolidated Financial Statements (contd.)

for the year ended 31 March 2023

Note No. 6: Other intangible assets

Particulars	₹ in lakh	
	Computer software	Total
I. Gross carrying amount		
As at 1 April 2022	458.49	458.49
Additions	7.70	7.70
Disposals	-	-
Balance as at 31 March 2023	466.19	466.19
II. Accumulated depreciation		
As at 1 April 2022	417.89	417.89
Amortisation expense (Refer note 29)	12.30	12.30
Disposals	-	-
Balance as at 31 March 2023	430.19	430.19
III. Net carrying amount (I-II)	36.00	36.00

Notes:

- For amortisation method used and the useful lives refer note 1.11 to the consolidated financial statements.
- There has been no revaluation of other intangible during the year 2022-23.

Note No. 7: Investment in associate

Particulars	₹ in lakh	
	As at 31 March 2023	
Investment in associate (Refer note 41)		
Investment in Renew Sandur Green Energy Private Limited (RSGEPL)		3,091.44
Add: Share in loss after tax (including other comprehensive income) of associate		(27.26)
Total		3,064.18

Notes:

During the year ended 31 March 2023, the Parent Company had entered into a Share Subscription and Shareholders Agreement with Renew Green Energy Solutions Private Limited (RGESPL) and Renew Sandur Green Energy Private Limited (RSGEPL) and Power Purchase Agreement with RSGEPL for the purpose of captive consumption of renewable power at its Metal & Ferroalloys Plant. The Parent Company has subscribed to 49% of the paid-up equity share capital in RSGEPL.

Note No. 8: Investments

Particulars	₹ in lakh	
	As at 31 March 2023	
	Current	Non-current
Investments carried at fair value through profit or loss		
Investments in equity instruments (Quoted)	-	80.64
Investments in mutual funds (Quoted)	22,642.94	-
Investments in mutual funds (Unquoted)	496.65	-
Investments carried at amortised cost		
Investments in corporate bonds (Quoted)	20,615.94	-
Total	43,755.53	80.64

Notes to the Consolidated Financial Statements (contd.)

for the year ended 31 March 2023

₹ in lakh

Particulars	As at 31 March 2023	
	Current	Non-current
Aggregate value of quoted investments	43,258.88	80.64
Aggregate market value of quoted investments	43,258.88	80.64
Aggregate value of unquoted investments	496.65	-

Note No. 9: Loans

₹ in lakh

Particulars	As at 31 March 2023	
	Current	Non-current
Unsecured, considered good		
- Loan to employees	151.00	-
Total	151.00	-

Note: There are no loans that are granted to promoters, directors, KMPs and the related parties (as defined under the Companies Act, 2013).

Note No. 10: Other financial assets

₹ in lakh

Particulars	As at 31 March 2023	
	Current	Non-current
Unsecured, considered good		
(i) Security deposits	-	402.94
(ii) Demand deposits*	-	230.60
(iii) Interest accrued on deposits	1,720.13	-
Total	1,720.13	633.54

* Demand deposit of ₹ 230.60 lakh are against margin money.

Note No. 11: Deferred tax balances

₹ in lakh

Particulars	As at 31 March 2023
Deferred tax (liabilities)/assets (net)	(754.39)
Total	(754.39)

As at 31 March 2023

₹ in lakh

Particulars	Opening balance	Recognised in the consolidated statement of profit and loss	Recognised in other comprehensive income	Closing balance
Deferred tax (liabilities)/assets in relation to:				
Property, plant and equipment	(3,170.85)	(351.08)	-	(3,521.93)

Notes to the Consolidated Financial Statements (contd.)

for the year ended 31 March 2023

₹ in lakh

Particulars	Opening balance	Recognised in the consolidated statement of profit and loss	Recognised in other comprehensive income	Closing balance
Right-of-use assets (net)	2.36	(2.36)	-	-
Intangible assets	11.01	(2.70)	-	8.31
Unrealised gain/loss on investments	(434.95)	403.94	-	(31.01)
Provision for doubtful debts	197.65	52.95	-	250.60
Provision for employee benefits	552.50	(216.69)	27.21	363.02
Borrowings	(87.75)	29.10	-	(58.65)
Disallowances under Section 40(a)(i) and Section 43B of the Income-tax Act, 1961	1,836.36	398.91	-	2,235.27
Total	(1,093.67)	312.07	27.21	(754.39)

Note No. 12: Other assets

₹ in lakh

Particulars	As at 31 March 2023	
	Current	Non-current
Unsecured considered good, unless otherwise stated		
(a) Duty paid under protest	-	132.89
(b) Capital advances	-	5,595.33
(c) Advances other than capital advances		
(i) Balances with government authorities (other than income taxes)		
- Considered good	1,094.22	156.99
- Considered doubtful	3.65	-
	1,097.87	156.99
Less: Provision for doubtful advances	3.65	-
	1,094.22	156.99
(ii) Other advances		
- Considered good	1,944.25	-
- Considered doubtful	380.90	-
	2,325.15	-
Less: Provision for doubtful advances	380.90	-
	1,944.25	-
(d) Prepaid expenses	391.03	-
Total	3,429.50	5,885.21

Notes to the Consolidated Financial Statements (contd.)

for the year ended 31 March 2023

Note No. 13: Inventories

Particulars	₹ in lakh
	As at 31 March 2023
(a) Raw materials (includes goods-in-transit ₹ 10,037.01 lakh)	18,193.99
(b) Finished and semi-finished goods	9,071.34
(c) Stores and spares	1,922.83
Total Inventories (at lower of cost or net realisable value)	29,188.16

Notes:

1. Mode of valuation of inventories is stated in note 1.12 to the consolidated financial statements.
2. All of the Group's inventory are pledged as collateral against borrowings (Refer note 17 to the consolidated financial statements).
3. Write-down/(reversal of write-down of earlier years) of the inventories to net realisable value amounted to ₹ 393.20 lakh. These were recognized as an expense/(reversal of expense) during the year in the consolidated statement of profit and loss.

Note No. 14: Trade receivables

Particulars	₹ in lakh
	As at 31 March 2023
Secured considered good, unless otherwise stated	
Others	9,373.73
Unsecured considered good, unless otherwise stated	
Related parties (Refer note 36)	0.72
Others	5,049.41
Unsecured considered doubtful	
Credit impaired	611.51
Total unsecured	5,661.64
Less: Allowance for credit losses	611.51
	5,050.13
Total	14,423.86

Trade receivables ageing schedule as at 31 March 2023

Particulars	Outstanding for following periods from due date of payment							Total
	Not due	Less than 6 months	6 months to 1 year	1 to 2 years	2 to 3 years	More than 3 years		
(i) Undisputed trade receivables - considered good	6,918.89	6,182.55	1,308.14	3.13	11.15	-	14,423.86	
(ii) Undisputed trade receivables - have significant increase in credit risk	-	-	-	-	-	-	-	
(iii) Undisputed trade receivables - credit impaired	0.10	6.70	18.52	83.31	78.50	416.94	604.07	
(iv) Disputed trade receivables - considered good	-	-	-	-	-	-	-	

Notes to the Consolidated Financial Statements (contd.)

for the year ended 31 March 2023

₹ in lakh

Particulars	Outstanding for following periods from due date of payment						Total
	Not due	Less than 6 months	6 months to 1 year	1 to 2 years	2 to 3 years	More than 3 years	
(v) Disputed trade receivables - which have significant increase in credit risk	-	-	-	-	-	-	-
(vi) Disputed trade receivables - credit impaired	-	-	-	-	-	7.44	7.44
Total	6,918.99	6,189.25	1,326.66	86.44	89.65	424.38	15,035.37
Less: Allowance for bad and doubtful debts							611.51
Total trade receivables							14,423.86

Note: Trade receivables are non-interest bearing and are generally on terms of 30 to 90 days.

Note No. 15: Cash and bank balances

₹ in lakh

Particulars	As at 31 March 2023
(i) Cash and cash equivalents	
(a) Balances with banks	
- Current accounts	1,521.84
- Demand deposits *	2,800.00
(b) Cash on hand	2.31
Total cash and cash equivalents	4,324.15
(ii) Other bank balances	
(a) Earmarked balances with banks -dividend accounts	17.19
(b) Balances with banks:	
Demand deposit with banks and financial institutions with maturity of more than 3 months **	47,228.57
Less: Demand deposits with banks and financial institutions reclassified to other financial assets (Refer note 10)	(230.60)
Sub Total	46,997.97
Total other bank balances	47,015.16

* The deposits maintained by the Group with banks comprises of time deposits, which can be withdrawn by the Group at any point without prior notice or penalty on the principal.

** Demand deposits of ₹ 21,544.60 lakh are against margin money.

Notes to the Consolidated Financial Statements (contd.)

for the year ended 31 March 2023

Note No. 16 A: Equity share capital

Particulars	As at 31 March 2023	
	No. of shares	Amount ₹ in lakh
(i) Authorised:		
Equity shares of ₹ 10 each with voting rights	11,40,00,000	11,400.00
Preference shares of ₹ 100 each	1,00,000	100.00
(ii) Issued, subscribed and fully paid-up:		
Equity shares of ₹ 10 each with voting rights	2,70,05,823	2,700.58
Total	2,70,05,823	2,700.58

(iii) Reconciliation of the number of shares outstanding at the beginning of the year and at the end of the year:

Particulars	As at 31 March 2023	
	No. of shares	Amount ₹ in lakh
At the beginning of the year	90,01,941	900.19
Add: Shares issued during the year	1,80,03,882	1,800.39
At the end of the year	2,70,05,823	2,700.58

(iv) Rights, preferences and restrictions attached to equity shares

The Parent has only one class of equity shares having par value of ₹ 10 per share. Each holder of equity share is entitled to one vote per share. The Parent declares and pays dividend in Indian Rupees. The dividend proposed by the Board of Directors is subject to approval of the shareholders in the ensuing Annual General Meeting. In the event of the liquidation, the equity shareholders are eligible to receive the remaining assets of the Parent in proportion to their shareholdings after distribution of all preferential amounts.

(v) Aggregate number and class of equity shares allotted as fully paid without payment being received in cash for the period of 5 years immediately preceding the balance sheet date:

The scheme of amalgamation of Star Metallics and Power Private Limited ("Transferor") a subsidiary, with the Parent was approved by the Bengaluru bench of National Company Law Tribunal (NCLT), vide its order dated 4 March 2020, and on completion of the required formalities the Scheme became effective from 1 April 2019. Pursuant to the approval of the scheme, 251,941 equity shares of ₹ 10 each were issued to the minority shareholders.

(vi) Details of shares held by the holding Company:

Particulars	As at 31 March 2023	
	No. of shares	Amount ₹ in lakh
Skand Private Limited	1,41,33,995	1,413.40

(vii) Details of equity shares held by shareholders holding more than 5% shares:

Particulars	As at 31 March 2023	
	Number of shares held	% holding in that class of shares
Skand Private Limited	1,41,33,995	52.34%
Euro Industrial Enterprises Private Limited	20,64,364	7.64%

Notes to the Consolidated Financial Statements (contd.)

for the year ended 31 March 2023

(viii) Disclosure of shareholding of promoters:

Name of promoter	As at 31 March 2023	
	Number of shares held	% holding in that class of shares
Bahirji Ajay Ghorpade	8,48,767	3.14%
Shivrao Yeshwantrao Ghorpade	78,420	0.29%

Note No. 16 B: Other equity

Description of the nature and purpose of other equity:

Particulars	₹ in lakh	
	As at 31 March 2023	
Capital redemption reserve (Refer note (a) below)	100.65	
Securities premium (Refer note (b) below)	10,272.27	
General reserve (Refer note (c) below)	3,788.11	
Amalgamation adjustment deficit account (Refer note (d) below)	(3,488.91)	
Retained earnings (Refer note (e) below)	1,80,330.50	
Other comprehensive income (Refer note (f) below)	(333.13)	
Total	1,90,669.49	

(a) **Capital redemption reserve:** Reserve created on redemption of capital.

Particulars	₹ in lakh	
	As at 31 March 2023	
As at the beginning of the year	100.65	
Additions/(deletions) during the year	-	
As at the end of the year	100.65	

(b) **Securities premium:** Amounts received on issue of shares in excess of the par value has been classified as securities premium.

Particulars	₹ in lakh	
	As at 31 March 2023	
As at the beginning of the year	10,272.27	
Additions/(deletions) during the year	-	
As at the end of the year	10,272.27	

(c) **General reserve:** The general reserve is used from time to time to transfer profits from retained earnings for appropriation purposes. There is no policy of regular transfer. Items included under general reserve shall not be reclassified back into the Consolidated Statement of Profit and Loss.

Particulars	₹ in lakh	
	As at 31 March 2023	
As at the beginning of the year	3,788.11	
Additions/(deletions) during the year	-	
As at the end of the year	3,788.11	

Notes to the Consolidated Financial Statements (contd.)

for the year ended 31 March 2023

(d) **Amalgamation adjustment deficit account:** It represents excess of the carrying value of the net assets (including reserves) in case of common control business combination. This amount will be adjusted in determining the surplus available for dividend distribution.

Particulars	₹ in lakh	
	As at 31 March 2023	
As at the beginning of the year	(3,488.91)	
Additions/(deletions) during the year	-	
As at the end of the year	(3,488.91)	

(e) **Retained earnings:** Retained earnings comprise of the Company's prior years undistributed earnings after taxes.

Particulars	₹ in lakh	
	As at 31 March 2023	
As at the beginning of the year	1,54,601.95	
Net profit for the year	27,078.84	
Dividends (Refer note 38)	(1,350.29)	
As at the end of the year	1,80,330.50	

(f) **Other comprehensive income:** Remeasurement of defined benefit liability comprises of actuarial gain & loss and return on plan assets.

Particulars	₹ in lakh	
	As at 31 March 2023	
As at the beginning of the year	(252.21)	
Additions/(deletions) during the year	(80.92)	
As at the end of the year	(333.13)	

Note No. 17: Borrowings

Particulars	₹ in lakh	
	As at 31 March 2023	
	Current	Non-current
Secured, considered good		
Term loan from banks	4,285.71	16,070.96
Total	4,285.71	16,070.96

Particulars	₹ in lakh	
	As at 31 March 2023	
Term loan		
Secured loan	20,356.67	
Total Term loan	20,356.67	
Less: Current maturities of term loan	4,285.71	
Total non current borrowings	16,070.96	

Notes to the Consolidated Financial Statements (contd.)

for the year ended 31 March 2023

Notes:

- Terms of repayment:** Borrowing from ICICI Bank Limited & IndusInd Bank Limited is payable over 84 equal instalments starting from 31 March 2021 and from Axis Bank Limited is payable over 73 equal instalment starting from 31 March 2021.
- Security:**
 - First pari-passu charge on all the immovable assets (limited to properties pledged against the facility), movable assets, project receivables, debt service reserve accounts assets and escrow account.
 - Second pari-passu charge on all the current assets and receivables.
- Rate of interest:** In the range of 6.50% to 9.00% as at 31 March 2023.
- Working capital facilities (fund based and non-fund based) aggregating to ₹ 49,600 lakh are secured by first pari-passu charge on all the current assets and receivables and second pari-passu charge on all the immovable assets (limited to properties pledged against the facility), movable assets, project receivables, debt service reserve accounts assets and escrow account assets.
- The Company has filed quarterly returns or statements with the banks in lieu of the sanctioned working capital facilities, which are in agreement with the books of account.
- The Company has not defaulted on any loan payable.

Note No. 18: Lease liabilities

Particulars	₹ in lakh	
	As at 31 March 2023	
	Current	Non-current
Lease liabilities (Refer note 34)	80.08	169.71
Total	80.08	169.71

Note No. 19: Other financial liabilities

Particulars	₹ in lakh	
	As at 31 March 2023	
	Current	Non-current
Security deposits	31.84	24.09
Earnest money deposit	1,643.16	-
Retention money	240.65	259.94
Capital creditors		
- Dues to micro enterprises and small enterprises (Refer note 39)		
Related parties (Refer note 36)	2.24	-
Others	62.06	-
- Dues to other than micro enterprises and small enterprises	103.19	-
Unclaimed dividends (Refer note below)	17.19	-
Total	2,100.33	284.03

Note: There are no amounts due for transfer to the Investor Education and Protection Fund under Section 125 of the Companies Act, 2013 as at the year end.

Notes to the Consolidated Financial Statements (contd.)

for the year ended 31 March 2023

Note No. 20: Provisions

Particulars	₹ in lakh	
	As at 31 March 2023	
	Current	Non-current
Provision for:		
- Compensated absences (Refer note 35(b)(ii))	72.10	451.84
- Restoration liabilities	-	1,109.00
- Others	404.73	-
Total	476.83	1,560.84

Details of movement in provision for restoration liabilities and others:

Particulars	₹ in lakh	
	For the year ended 31 March 2023	
	Restoration liabilities	Others
Balance at the beginning of the year	924.00	398.93
Recognised during the year	125.00	5.80
Unwinding of discount	60.00	-
Utilised/reversed during the year	-	-
Balance at the end of the year	1,109.00	404.73

Note:

The financial obligation towards restoration liabilities (mine closure plans) under relevant Acts and Rules are technically estimated, based on total available ore reserves of all the mining leases. The amount so determined is provided in the books of account on the basis of run of mine ore production of the mines of all the mining leases.

Note No. 21: Trade payables

Particulars	₹ in lakh	
	As at 31 March 2023	
	Current	
Trade payables		
Dues to micro and small enterprises (Refer note 39)		
Related parties (Refer note 36)		38.03
Others		317.21
		355.24
Dues to other than micro and small enterprises		
Related parties (Refer note 36)		752.83
Others		24,062.00
		24,814.83
Total		25,170.07

Notes to the Consolidated Financial Statements (contd.)

for the year ended 31 March 2023

Trade payables aging schedule

As at 31 March 2023

Particulars	Outstanding for following periods from due date of payment					Total
	Not due	Less than 1 year	1-2 years	2-3 years	More than 3 years	
	₹ in lakh					
Undisputed dues to micro enterprises and small enterprises	146.51	208.73	-	-	-	355.24
Undisputed dues to creditors other than micro enterprises and small enterprises	280.31	21,017.22	1,302.94	93.28	29.42	22,723.17
Disputed dues to micro enterprises and small enterprises	-	-	-	-	-	-
Disputed dues to creditors other than micro enterprises and small enterprises	-	140.84	140.84	140.84	1,669.14	2,091.66
Total	426.82	21,366.79	1,443.78	234.12	1,698.56	25,170.07

Notes:

- Trade payables are payables in respect of the amount due on account of goods purchased or services received in the normal course of business.
- The disclosures required under the Section 22 of Micro, Small and Medium Enterprises Development Act, 2006 have been provided under note 39 to the consolidated financial statements.

Note No. 22 A: Non current tax assets (net)

Particulars	₹ in lakh
	As at 31 March 2023
Advance tax and tax deducted at source (net of provision of ₹ 73,566.38 lakh)	5,015.72
Total	5,015.72

Note No. 22 B: Current tax liabilities (net)

Particulars	₹ in lakh
	As at 31 March 2023
Provision for income tax (Net of advance tax ₹ 8,207.66 lakh)	1,152.03
Total	1,152.03

Note No. 23: Other current liabilities

Particulars	₹ in lakh
	As at 31 March 2023
Advances received from customers	661.31
Statutory dues	6,774.31
Gratuity payable (Refer note 35(b) (i))	228.70
Other creditors	12.10
Total	7,676.42

Notes to the Consolidated Financial Statements (contd.)

for the year ended 31 March 2023

Note No. 24: Revenue from operations

Particulars	₹ in lakh
	For the year ended 31 March 2023
Revenue from	
(a) Sale of products (Refer note (i) below)	2,06,822.39
(b) Rendering of services (Refer note (ii) below)	4,453.23
(c) Other operating revenue (Refer note (iii) below)	1,305.14
Total	2,12,580.76

Notes:

Disaggregated revenue information

Particulars	₹ in lakh
	For the year ended 31 March 2023
(i) Revenue from sale of products comprises	
(a) Manganese ore	14,247.41
(b) Iron ore	47,179.61
(c) Silicomanganese	40,800.57
(d) Ferromanganese	629.31
(e) Coke	1,03,965.49
	2,06,822.39
(ii) Revenue form rendering of services	
Coke conversion charges	4,453.23
(iii) Other operating revenues	
(a) Handling charges	790.92
(b) Sale of scrap/waste	192.29
(c) Other miscellaneous receipts	321.93
	1,305.14
(iv) Timing of revenue recognition	
(a) Goods transferred at a point in time	2,12,338.47
(b) Services transferred over time	242.29
	2,12,580.76
(v) Contract balance	
(a) Contract assets - Trade receivables (Refer note 14)	14,423.86
(b) Contract liabilities - Advance received from customers (Refer note 23)	661.31

Notes to the Consolidated Financial Statements (contd.)

for the year ended 31 March 2023

Note No. 25: Other income

Particulars	₹ in lakh
	For the year ended 31 March 2023
(a) Interest income:	
- On banks, corporate deposits and supplier's credit	4,104.60
- On others	3.44
	4,108.04
(b) Gain on investments classified as fair value through profit or loss	
- Gain on revaluation of investments	128.35
- Gain on sale of investments	859.06
	987.41
(c) Dividend income	53.58
(d) Sale of petroleum products (Net of expenses of ₹ 8,336.02 lakh directly attributable to the sale)	172.90
(e) Gain on sale of property, plant and equipment and right of use asset (net)	10.38
(f) Provisions/liabilities no longer required written back	295.43
(g) Miscellaneous income	292.00
Total	5,919.74

Note No. 26: Changes in stock of finished and semi-finished goods

Particulars	₹ in lakh
	For the year ended 31 March 2023
Inventories at the beginning of the year (Refer note 13)	
Finished and semi-finished goods	7,094.42
Inventories at the end of the year (Refer note 13)	
Finished and semi-finished goods	9,071.34
Net increase	(1,976.92)

Note No. 27: Employee benefits expense

Particulars	₹ in lakh
	For the year ended 31 March 2023
(a) Salaries, wages and bonus	8,722.70
(b) Contribution to provident and other funds (Refer note 35)	1,132.48
(c) Staff welfare expenses	1,979.51
(d) Subsidy on food grains	970.64
Total	12,805.33

Notes to the Consolidated Financial Statements (contd.)

for the year ended 31 March 2023

Note No. 28: Finance costs

Particulars	₹ in lakh
	For the year ended 31 March 2023
(a) Interest expense on	
Term loans from banks	2,208.19
Lease liabilities (Refer note 34)	12.52
Others	504.05
	2,724.76
(b) Unwinding of discount on financial liabilities (Refer note 20)	60.00
Total	2,784.76

Note No. 29: Depreciation and amortisation expense

Particulars	₹ in lakh
	For the year ended 31 March 2023
(a) Depreciation of property, plant and equipment (Refer note 2)	6,279.48
(b) Depreciation of right-of-use assets (Refer note 3)	120.55
(c) Depreciation of investment properties (Refer note 5)	13.17
(d) Amortisation of other intangible assets (Refer note 6)	12.30
Total	6,425.50

Note No. 30: Other expenses

Particulars	₹ in lakh
	For the year ended 31 March 2023
(a) Stores and spares consumed	1,559.19
(b) Operation and maintenance charges	1,547.00
(c) Power and fuel	71.05
(d) Rent (Refer note 34)	144.67
(e) Rates and taxes	16,158.21
(f) Insurance	225.19
(g) Repairs and maintenance - machinery	258.38
(h) Repairs and maintenance - building	209.10
(i) Repairs and maintenance - others	523.03
(j) Mine running expenses	8,184.09
(k) Freight, loading and siding charges	4,450.08
(l) Selling expenses	1,396.15
(m) Travelling and conveyance expenses	908.37
(n) Expenditure on corporate social responsibility (CSR)	889.42
(o) Auditors remuneration	
- Statutory audit fees*	94.50
- Tax audit fees	10.00
- Certification	7.50
- Reimbursement of expenses**	5.35
	117.35

Notes to the Consolidated Financial Statements (contd.)

for the year ended 31 March 2023

Particulars	₹ in lakh
	For the year ended 31 March 2023
(p) Provision for doubtful debts/advances	207.09
(q) Legal and other professional charges***	941.18
(r) Foreign exchange fluctuation (net)	2,970.73
(s) Miscellaneous expenses	3,590.45
Total	44,350.73

** Includes ₹ 6.00 lakh paid to erstwhile auditor of the Parent Company.

** Includes ₹ 2.08 lakh paid to erstwhile auditor of the Parent Company.

*** Includes ₹ 11.78 lakh paid to firm in which the partner of audit firm is the partner.

Note No. 31: Current tax and deferred tax

(a) Tax expense recognised in the statement of profit and loss:

Particulars	₹ in lakh
	For the year ended 31 March 2023
Current tax	
(a) for the year	9,279.73
(b) relating to earlier years	(122.75)
Deferred tax	(312.07)
Tax expense	8,844.91

(b) Tax expense recognised in other comprehensive income:

Particulars	₹ in lakh
	For the year ended 31 March 2023
Remeasurement of post-employment benefit obligations	27.21
Total	27.21

(c) Reconciliation of tax expense and the accounting profit multiplied by Company's domestic tax rate:

Particulars	₹ in lakh
	For the year ended 31 March 2023
Profit before tax and before loss of share of associate	35,951.01
Enacted income tax rate in India	25.17%
Computed expected tax expense	9,048.15
Effect of:	
- Timing difference	
- Expenses that are not deductible in determining taxable profit	223.84
- Effect of change in rate due to taxability as per capital gains	(85.70)
- Tax relating of earlier years	(122.75)
- Others	(218.63)
Total	8,844.91

Notes to the Consolidated Financial Statements (contd.)

for the year ended 31 March 2023

Note No. 32: Earnings per share

Particulars	For the year ended 31 March 2023
Profit attributable to Equity Shareholders: ₹ in lakh (A)	27,078.84
Weighted average number of equity shares outstanding during the year (B)	2,67,50,622
Nominal value of equity shares (₹)	10
Earnings per share (A/B):	
- Basic (₹)	101.23
- Diluted (₹)	101.23

Note:

On 10 April 2022, the Board of the Parent Company had approved for issuing two new equity shares, at its face value of ₹ 10/- each, on a rights basis, for every one equity share of the Parent Company held by the eligible shareholders on the record date. Subsequently, in the Board meeting held on 21 July 2022, the Board of the Parent Company had fixed the record date as 27 July 2022 for the purposes of determining the names of eligible shareholders to apply for rights issue. The rights issue has been concluded by issue of 1,80,03,882 equity shares of ₹ 10/- amounting to ₹ 1,800.39 lakh. Consequently, pursuant to Ind AS 33, basic and diluted earnings per share for the year presented in the consolidated financial statements have been adjusted after giving the impact for the bonus element in respect of the aforesaid rights issue.

Note No. 33: Contingent liabilities and commitments

(a) Contingent liabilities and commitments:

(i) Contingent liabilities not provided for:

Particulars	₹ in lakh For the year ended 31 March 2023
a) Income tax (relating to disallowance of expenses/deduction, expenses claimed & adjustments)*	1,102.77
b) Indirect tax	
- Service tax (relating to service tax on transportation in respect of freight charges)	293.35
- Customs duty (relating to demand towards differential duty payable on import of coal)*	436.80
c) Litigations	
- Forest development tax (relating to payment of forest development tax on sale of Manganese & Iron Ores)*	8,124.93
- Power (relating to demand towards differential rate for sale of energy)*	526.96
- Royalty (relating to differential royalty payable to Department of Mines & Geology)*	953.53
- Others (relating to provident fund and other matters)	22.85

* Include interest upto the year end.

Notes:

- The above amounts have been arrived at based on the notice of demand or the assessment orders, as the case may be, and the Group is contesting these claims with the respective authorities. Outflows (if any) arising out of these claims would depend on the outcome of the decisions of the appellate authorities.
- The Group has reviewed all its pending litigations and proceedings and has adequately provided for where provisions are required and disclosed as contingent liabilities where applicable, in its consolidated financial statements. The Group does not expect the outcome of these proceedings to have adverse effect on its financial position. The Group does not expect any reimbursements in respect of the above contingent liabilities.

Notes to the Consolidated Financial Statements (contd.)

for the year ended 31 March 2023

(ii) Guarantees given by the Company

Particulars	₹ in lakh	
	As at 31 March 2023	
Bank guarantee issued to Indian Bureau of Mines towards progressive mine closure plan	8,728.34	

(b) Capital commitments

Particulars	₹ in lakh	
	As at 31 March 2023	
Estimated amount of contracts remaining to be executed on capital account and not provided for (net of advance).	11,878.60	

(c) Other commitments

Particulars	₹ in lakh	
	As at 31 March 2023	
Investment commitment in associate	772.86	

Note No. 34: Leases

Information on leases as per Ind AS 116 on "Leases"

(a) Following are the changes in the carrying value of right of use assets

Particulars	₹ in lakh	
	As at 31 March 2023	
Opening Balance	132.21	
Additions/modifications	250.48	
Deletions/adjustments	(3.09)	
Depreciation	(120.55)	
Closing Balance	259.05	

The aggregate depreciation is included under depreciation and amortisation expense in the consolidated statement of profit and loss.

(b) The following is the break-up of current and non-current lease liabilities:

Particulars	₹ in lakh	
	As at 31 March 2023	
	Current	Non-current
Lease liabilities	80.08	169.71

Notes to the Consolidated Financial Statements (contd.)

for the year ended 31 March 2023

(c) The following is the movement in the lease liabilities For the year ended 31 March 2023:

Particulars	₹ in lakh
	Lease Liabilities
Balance as at 31 March 2022	141.56
Additions/modifications	250.33
Deletions	-
Finance cost	12.52
Lease rentals paid	(154.62)
Balance as at 31 March 2023	249.79

(d) The table provides details regarding contractual liabilities of lease liabilities as at 31 March 2023 and 31 March 2022 on an undiscounted basis:

Particulars	₹ in lakh
	As at 31 March 2023
Undiscounted future cash flows	
- Not later than 1 year	80.08
- Later than 1 year and not later than 5 years	237.82
- Later than 5 years	-

The Company does not face a significant liquidity risk with regard to its lease liabilities as the current assets are sufficient to meet the obligations related to lease liabilities as and when they fall due.

(e) Rental expense recorded for short-term leases was ₹ 144.67 lakh For the year ended 31 March 2023.

(f) Operating lease income:

The Group has leased out certain office spaces that are renewable on a periodic basis. All leases are cancellable with 3 months notice. Rental income received during the year in respect of operating lease is ₹ 56.60 lakh. Details of assets given on operating lease as at year end are as below:

Particulars	₹ in lakh
	Buildings As at 31 March 2023
I. Gross carrying amount	
Opening balance	604.90
Additions	-
Transfer to property, plant and equipment	(236.95)
Disposals	-
Closing balance	367.95
II. Accumulated depreciation	
Opening balance	158.12
Additions	13.17
Transfer to property, plant and equipment	(61.36)
Disposals	-
Closing balance	109.93
III. Net carrying amount (I-II)	258.02

Notes to the Consolidated Financial Statements (contd.)

for the year ended 31 March 2023

Note No. 35: Employee benefits

(a) Defined Contribution Plan

The Group contribution to provident fund, superannuation fund and employee state insurance aggregating ₹ 966.04 lakh has been recognised in the Consolidated Statement of Profit and Loss under the head employee benefits expense.

(b) Defined Benefit Plan

(i) Gratuity (Funded)

The Group operates a gratuity plan covering qualifying employees. The benefit payable is the greater of the amount calculated as per The Payment of Gratuity Act, 1972 and The Group's scheme applicable to the employee. The Group makes annual contributions to an Insurance managed fund to fund its gratuity liability. The activity of The Group is administered by SMIORE Gratuity Fund Trust. The scheme provides for lump sum payment to vested employees on retirement, death while in employment or on termination of employment as per The Group's Gratuity Scheme. Vesting occurs upon completion of three years of service.

The plan liabilities are calculated using a discount rate set with references to government bond yields. If plan assets underperform compared to the government bonds discount rate, this will create or increase a deficit. The defined benefit plans hold a significant proportion of debt type assets, which are expected to outperform government bonds in the long-term.

Particulars	₹ in lakh
	As at 31 March 2023
Discount rate(s)	7.45%
Expected rate(s) of salary increase	6.00%
Attrition rate	2.00%

The retirement age of employees of the Company is 60 years.

The mortality rates considered are as per the published rates in the Indian Assured Lives Mortality (2012-14) Ult table.

Details of defined benefit plans as per actuarial valuation as at 31 March is as follows:

Particulars	₹ in lakh
	For the year ended 31 March 2023
Amounts recognised in Consolidated Other Comprehensive Income in respect of these defined benefit plans are as follows:	
Actuarial gains and losses arising from	
- Changes in financial assumptions	(36.98)
- Experience adjustments	67.68
Actual return on plan assets less interest on plan assets	77.43
Total	108.13
Amount recognised in the Consolidated Statement of Profit and Loss in respect of defined benefit plan is as follows:	
Current service cost	173.39
Interest on net defined benefit liability/(asset)	(6.95)
Total	166.44
I. Net asset/(liability) recognised in the Consolidated Balance Sheet	
Present value of defined benefit obligation	2,250.49
Fair value of plan assets	2,021.79
Surplus/(deficit)	(228.70)
Current portion of the above	(228.70)

Notes to the Consolidated Financial Statements (contd.)

for the year ended 31 March 2023

Particulars	₹ in lakh	
	For the year ended 31 March 2023	
Non-current portion of the above	-	
II. Movements in the present value of the defined benefit obligation		
Defined benefit obligation at the beginning of the year	2,095.49	
Current service cost	173.39	
Interest on net defined benefit liability/(asset)	143.81	
Actuarial gains and losses arising from		
- Changes in financial assumptions	(36.98)	
- Experience adjustments	67.68	
Benefit payments	(192.90)	
Defined benefit obligation at the end of the year	2,250.49	
III. Movements in the fair value of plan assets		
Fair value of plan assets at the beginning of the year	2,141.36	
Interest on plan assets	150.76	
Actual return on plan assets less interest on plan assets	(77.43)	
Contributions by employer	-	
Benefit payments	(192.90)	
Fair value of plan assets at the end of the year	2,021.79	
IV. The Major categories of plan assets		
Government of India Securities	45.00%	
Corporate Bonds	45.00%	
Others	10.00%	

Sensitivity analysis

The key actuarial assumptions to which the defined benefit plan is particularly sensitive to are discount rate and salary growth rate. The following table summarises the impact on the reported defined benefit obligation at the end of the year arising on account of an increase or decrease in the assumption by 50 basis points:

Particulars	₹ in lakh	
	As at 31 March 2023	
	Discount rate	Salary growth rate
Defined benefit obligation on plus 50 basis points	(2,162.50)	2,345.86
Defined benefit obligation on minus 50 basis points	2,344.98	(2,160.94)

The above sensitivity analyses are based on a change in an assumption while holding all other assumptions constant. In practice this is unlikely to occur, and changes in some of the assumptions may be correlated. When calculating the sensitivity of the defined benefit obligation to significant actuarial assumptions the same method (present value of the defined benefit obligation calculated with the projected unit credit method at the end of the reporting period) has been applied as and when calculating the defined benefit liability recognised in the consolidated balance sheet.

Notes to the Consolidated Financial Statements (contd.)

for the year ended 31 March 2023

Maturity profile of defined benefit obligation: ₹ in lakh

Particulars	₹ in lakh
	As at 31 March 2023
Within 1 year	225.01
1 year to 2 years	187.66
2 years to 3 years	188.67
3 years to 4 years	298.25
4 years to 5 years	233.41
Over 5 years	3,791.33

The Group expects to contribute ₹ 228.70 lakh to the gratuity trusts during the next financial year.

Plan Assets

The category wise fair value of Group pension plan asset as at 31 March 2023.

Particulars	₹ in lakh
	As at 31 March 2023
Insurer managed funds	1,993.27
Others	28.52
Total	2,021.79

The weighted average duration of the defined benefit obligation as at 31 March 2023 is 8.10 years.

Summary of defined benefit obligation/plan assets and experience adjustments:

Particulars	₹ in lakh				
	For the year ended				
	31 March 2023	31 March 2022	31 March 2021	31 March 2020	31 March 2019
1. Defined benefit obligation	2,250.49	2,095.49	2,044.84	2,020.85	1,888.67
2. Fair value of plan assets	2,021.79	2,141.36	2,079.26	1,921.79	1,874.32
3. Surplus/(Deficit)	(228.70)	45.87	34.42	(99.06)	(14.35)
4. Experience adjustment on plan liabilities [(Gain)/Loss]	67.68	(5.30)	169.00	0.75	(51.96)
5. Experience adjustment on plan assets [Gain/(Loss)]	(36.98)	(77.86)	(8.58)	106.34	18.84

The expected rate of return on plan assets is based on the average long term rate of return expected on investments during the estimated term of obligation.

The estimate of future salary increases, considered in actuarial valuation, takes account of inflation, seniority, promotion and other relevant factors, such as supply and demand in the employment market.

Notes to the Consolidated Financial Statements (contd.)

for the year ended 31 March 2023

(ii) Compensated absences (Unfunded)

The defined benefit obligations which are provided for but not funded are as under:

Particulars	₹ in lakh
	As at 31 March 2023
Compensated absences	
- Current	72.10
- Non-current	451.84
Total	523.94

The actuarial valuation has been carried out using projected unit credit method based on assumptions given in respect of gratuity valuation.

Note No. 36: Related party disclosures

(a) List of related parties and relationship

1. Name of the Parent Company	Skand Private Limited
	(a) Bahirji Ajai Ghorpade, Managing Director
	(b) Mohammed Abdul Saleem, Director (Mines)
	(c) Uttam Kumar Bhageria, Chief Financial Officer and Chief Risk Officer (w.e.f. 15 September 2021)
	(d) Sachin Sanu, Chief Financial Officer (Up to 15 September 2021)
	(e) Bijan Kumar Dash, Company Secretary (w.e.f. 1 March 2021)
2. Key Managerial Personnel (KMP)	Non - Executive Directors
	(a) Thoniparambil Raghavan Raghunandan
	(b) Seshagiri Rao Sattiraju (up to 10 November 2022)
	(c) Gururaj Pandurang Kundargi
	(d) Latha Pillai
	(e) Jagadish Rao Kote
	(f) Hemendra Laxmidas Shah
3. Key Managerial Personnel of Parent Company	(a) V. Balasubramanian
	(b) Suryaprabha Ajai Ghorpade
	(c) Aditi Raja
	(d) K. Raman
	(e) Bahirji Ajai Ghorpade
	(f) Prakash Kumbar
4. Relative of KMP	(a) Ajai Murarirao Ghorpade
	(b) Ekambar Ajai Ghorpade
	(c) Dr. Nazima Banu
	(d) Mohammed Abdul Raheem
	(e) Yashodara S Ghorpade
	(f) Aditya Shivrao Ghorpade
	(g) Dhananjai Shivarao Ghorpade
	(h) S. Y. Ghorpade
5. Entity over which Key Managerial Personnel or their relative have significant influence	(a) Shivavilas Trust
	(b) Shivapur Trust
	(c) Skandapur Trust
	(d) Lohagiri Industrial Private Limited (w.e.f. 5 July 2021)
	(e) Sandur Laminates Limited (w.e.f. 9 August 2021)

Notes to the Consolidated Financial Statements (contd.)

for the year ended 31 March 2023

	(f) Euro Industrial Enterprises Private Limited (w.e.f. 5 July 2021)
	(g) Sandur Poultry Farm
	(h) Sandur Dairy
	(i) Sandur Kushala Kendra
	(j) Shivapur Shikshana Samiti
	(k) Karnataka Seva Sangha
	(l) Sandur Udyog Private Limited (w.e.f. 8 February 2023)
	(m) Sandur Sales And Services Private Limited (w.e.f. 8 February 2023)
6. Post employee benefit plan entities	(a) SMIORE Employee Provident Fund Trust
	(b) SMIORE Gratuity Fund Trust
7. Associate	Renew Sandur Green Energy Private Limited

(b) Details of related party transactions for the financial year ended 31 March 2023

₹ in lakh

Particulars	Parent Company	Key Managerial Personnel	Associate	Relative of Key Managerial Personnel	Relative of KMP of Parent Company	Entity over which Key Managerial Personnel has significant influence	Post employee benefit plan entities
Capital advances	300.00	-	-	-	-	1,524.80	-
Contribution to provident and gratuity fund	-	-	-	-	-	-	1,516.11
Corporate social responsibility	-	-	-	-	-	517.67	-
Receipt of services	-	-	-	-	-	5,386.67	-
Investment	-	-	3,064.18	-	-	-	-
Lease rentals	7.45	-	-	16.98	-	63.18	-
Reimbursement of expense	-	-	-	-	-	-	-
Dividend	636.03	38.60	-	3.90	0.13	132.74	-
Remuneration	-	730.74	-	19.49	-	-	-
Commission & sitting fees paid to Non-Executive/ Independent Directors	-	186.64	-	-	-	-	-
Purchase of capital assets	460.00	-	-	-	-	221.87	-

(c) Balances outstanding as at 31 March 2023

₹ in lakh

Particulars	Parent Company	Key Managerial Personnel	Associate	Relative of Key Managerial Personnel	Relative of KMP of Parent Company	Entity over which Key Managerial Personnel has significant influence	Post employee benefit plan entities
Capital advance	300.00	-	-	-	-	1,600.80	-
Other advance	-	-	-	-	-	20.49	-
Investments	-	-	3,064.18	-	-	-	-
Trade receivables	-	-	-	-	-	0.72	-
Trade payables	1.10	271.75	-	2.36	-	515.65	-

Notes to the Consolidated Financial Statements (contd.)

for the year ended 31 March 2023

₹ in lakh

Particulars	Parent Company	Key Managerial Personnel	Associate	Relative of Key Managerial Personnel	Relative of KMP of Parent Company	Entity over which Key Managerial Personnel has significant influence	Post employee benefit plan entities
Capital creditors	-	-	-	-	-	2.24	-
Other current liabilities	-	-	-	-	-	-	315.44

Note: The transactions with the related parties are disclosed after considering the materiality criteria as defined by the Company.

(d) Break-up of remuneration paid to whole-time directors & key managerial personnel

₹ in lakh

Particulars	For the year ended 31 March 2023
Short-term employee benefits	682.60
Post-employment benefits	48.14
Total	730.74

Notes:

- (a) The remuneration of directors and key managerial personnel are determined by the remuneration committee having regard to the performance of individuals and market trends.
- (b) The above figures do not include provisions for encashable leave & gratuity as separate actuarial valuation is not available.

Note No. 37: Segment information

The Chief Operating Decision maker of the Company examines the performance of the Company from a product perspective and has identified three reportable segments (a) Mining, (b) Ferroalloys and (c) Coke and Energy. Unallocable represents the income, expenses, assets and liabilities which are related to the Company as a whole and cannot be allocated to a particular segment.

The Company operates in a single geographical territory and accordingly, the reporting for secondary segment is not applicable.

For the year ended 31 March 2023

₹ in lakh

Particulars	Mining	Ferroalloys	Coke and Energy	Unallocable	Adjustment and eliminations	Total
Revenue from operations						
External customers	62,292.16	41,618.51	1,08,426.84	243.25	-	2,12,580.76
Inter-segment	10,560.54	-	8,578.58	-	(19,139.12)	-
Total revenue from operations	72,852.70	41,618.51	1,17,005.42	243.25	(19,139.12)	2,12,580.76
(Income)/expenses	39,879.02	35,173.47	1,10,959.69	4,654.47	(19,139.12)	1,71,527.53
Depreciation and amortisation	1,984.78	627.67	3,322.29	490.76	-	6,425.50
Interest income	(3.32)	(11.11)	(315.70)	(3,777.91)	-	(4,108.04)
Finance costs	-	-	-	2,784.76	-	2,784.76
Total expenses	41,860.48	35,790.03	1,13,966.28	4,152.08	(19,139.12)	1,76,629.75
Share in associate	-	-	-	(27.26)	-	(27.26)

Notes to the Consolidated Financial Statements (contd.)

for the year ended 31 March 2023

₹ in lakh

Particulars	Mining	Ferroalloys	Coke and Energy	Unallocable	Adjustment and eliminations	Total
Profit before tax	30,992.22	5,828.48	3,039.14	(3,936.09)	-	35,923.75
Tax expenses	-	-	-	8,844.91	-	8,844.91
Profit for the year	30,992.22	5,828.48	3,039.14	(12,781.00)	-	27,078.84
Total assets	17,373.64	20,487.96	80,336.35	1,34,953.52	-	2,53,151.47
Total liabilities	13,847.13	2,094.31	19,500.15	24,339.81	-	59,781.40

Geographical information

Particulars	India	Rest of the World	Total
	For the year ended 31 March 2023	For the year ended 31 March 2023	For the year ended 31 March 2023
Revenue from operations	2,12,580.76	-	2,12,580.76
Total	2,12,580.76	-	2,12,580.76

Reconciliation of assets

₹ in lakh

Particulars	For the year ended 31 March 2023
Segment assets	1,18,197.95
Property, plant and equipment	24,889.19
Capital work-in-progress	2,385.87
Investments	46,900.35
Inventories	29.22
Loan	8.28
Trade receivables	8.44
Cash and cash equivalents	51,339.31
Other current assets	8,450.57
Other financial assets	942.29
Total Assets	2,53,151.47

Reconciliation of liabilities

₹ in lakh

Particulars	For the year ended 31 March 2023
Segment liabilities	35,441.59
Trade payables and capital creditors	1,149.49
Borrowings	20,356.67
Lease liabilities	4.14
Deferred tax liabilities (Net)	754.39

Notes to the Consolidated Financial Statements (contd.)

for the year ended 31 March 2023

Particulars	₹ in lakh
	For the year ended 31 March 2023
Current tax liabilities	1,152.03
Other current liabilities	779.06
Other financial liabilities	144.03
Total Liabilities	59,781.40

Note No. 38: Financial instruments

The significant accounting policies, including the criteria for recognition, the basis of measurement and the basis on which income and expenses are recognised, in respect of each class of financial asset, financial liability and equity instrument are disclosed in note 1.19 to the consolidated financial statements.

Financial instruments by category and hierarchy

This Section explains the judgements and estimates made in determining the fair values of the financial instruments that are (a) recognised and measured at fair value and (b) measured at amortised cost and for which fair values are disclosed in the consolidated financial statements. To provide an indication about the reliability of the inputs used in determining fair value, The Group has classified its financial instruments into the three levels prescribed under the accounting standard. An explanation of each level is as follows:

Level 1: Inputs are quoted prices (unadjusted) in active markets for identical assets or liabilities.

Level 2: Inputs are other than quoted prices included within Level 1 that are observable for the asset or liability, either directly (i.e. as prices) or indirectly (i.e. derived from prices).

Level 3: Inputs are not based on observable market data (unobservable inputs). Fair values are determined in whole or in part using a valuation model based on assumptions that are neither supported by prices from observable current market transactions in the same instrument nor are they based on available market data.

There are no transfers between levels during the year.

The management considers that the carrying amount of financial assets and financial liabilities recognised in these consolidated financial statements at amortised cost approximate their fair values.

Financial assets and liabilities as at 31 March 2023

Particulars	Level	Amortised cost	Fair value through profit or loss	₹ in lakh	
				Total carrying value	Total fair value
Financial assets					
(a) Investments					
- Investment in associate	3	3,064.18	-	3,064.18	3,064.18
- Equity instruments (Quoted)	1	-	80.64	80.64	80.64
- Mutual funds (Quoted)	1	-	22,642.94	22,642.94	22,642.94
- Mutual funds (Unquoted)	2	-	496.65	496.65	496.65
- Corporate bonds (Quoted)	1	20,615.94	-	20,615.94	20,615.94
(b) Trade receivables	3	14,423.86	-	14,423.86	14,423.86
(c) Cash and cash equivalents	3	4,324.15	-	4,324.15	4,324.15

Notes to the Consolidated Financial Statements (contd.)

for the year ended 31 March 2023

₹ in lakh

Particulars	Level	Amortised cost	Fair value through profit or loss	Total carrying value	Total fair value
(d) Bank balances other than (c) above	3	47,015.16	-	47,015.16	47,015.16
(e) Other financial assets (Current and non-current)	3	2,353.67	-	2,353.67	2,353.67
(f) Loans	3	151.00	-	151.00	151.00
Total		91,947.96	23,220.23	1,15,168.19	1,15,168.19
Financial liabilities					
(a) Borrowings (Current and non-current)	3	20,356.67	-	20,356.67	20,356.67
(b) Lease liabilities (Current and non-current)	3	249.79	-	249.79	249.79
(c) Trade payables	3	25,170.07	-	25,170.07	25,170.07
(d) Other financial liabilities (Current and non current)	3	2,384.36	-	2,384.36	2,384.36
Total		48,160.89	-	48,160.89	48,160.89

Notes:

- (a) The Group has not disclosed the fair value for of trade receivables, cash and cash equivalents, other bank balances, other financial assets, loans, borrowings, lease liabilities, trade payables and other financial liabilities because their carrying amounts are the approximation of fair values.
- (b) The Investment made in associate amounting to ₹ 3,064.18 lakh is measured at cost.

Financial risk management

The Board of Directors of the Parent have the overall responsibility for the establishment and oversight of the their risk management framework. The Group has constituted a Risk Management Committee. the Group has in place a Risk management framework to identify, evaluate business risks and challenges across the Group. The risk management policies are established to identify and analyse the risks faced by the Group, to set appropriate risk limits and controls and to monitor risks and adherence to limits. Risk management policies and systems are reviewed regularly to reflect changes in market conditions and the Group's activities. The Audit Committee oversees how management monitors compliance with the Group's risk management policies and procedures, and reviews the adequacy of the risk management framework in relation to the risks faced by the Group. The Audit Committee is assisted in its oversight role by Internal Audit which regularly reviews risk management controls and procedures, the results of which are reported to the Audit Committee. These risks include foreign currency risk, credit risk, liquidity risk and interest rate risk.

Foreign currency risk management

The Group functional currency in Indian Rupees (INR). The Group undertakes transactions denominated in foreign currencies due to which it is exposed to exchange rate fluctuations. Volatility in exchange rate of foreign currencies affects the cost of imports, primarily in relation to raw materials. The Group is generally exposed to foreign exchange risk arising through its sales and purchases denominated in foreign currency predominantly in US dollars;

During the current year there are no exports, however the Group has imported ores and coking coal which is subject to foreign exchange risk.

Foreign currency risk exposure as at balance sheet date

Particulars	As at	As at
	31 March 2023	31 March 2023
	USD	₹ lakh
Trade payables	2,22,10,625	18,261

Notes to the Consolidated Financial Statements (contd.)

for the year ended 31 March 2023

Sensitivity analysis:

Impact on profit/(loss) for the year a 1% change in exchange rates:

Particulars	₹ in lakh
	As at 31 March 2023
Payables - USD/INR	
Increase in INR	182.61
Decrease in INR	(182.61)

Commodity price risk

The Company doesn't enter into any long term contract with its suppliers for hedging its commodity price risk.

Credit risk

Credit risk refers to the risk that a counterparty will default on its contractual obligations resulting in financial loss to the Group. The Group's exposure to credit risk is influenced mainly by the individual characteristics of each customer. The Group is exposed to credit risk from its operating activities mainly trade receivables. The Group has adopted a policy of only dealing with creditworthy counterparties as a means of mitigating the risk of financial loss from defaults. Credit risk is managed by the Group through approved credit norms, establishing credit limits and continuously monitoring the creditworthiness of customers to which the Group grants credit terms in the normal course of business.

The provision for doubtful receivables has been historically negligible. The assessment is done at regular intervals and allowance for doubtful trade receivables as at 31 March 2023 is considered to be adequate.

Particulars	₹ in lakh	
	As at 31 March 2023	
	Less than 6 months	More than 6 months
Gross carrying amount	13,108.24	1,927.13
Expected credit losses (Loss allowance provision)	6.80	604.71
Carrying amount of trade receivables (net of impairment)	13,101.44	1,322.42

Movement in allowance for bad and doubtful debts

Particulars	₹ in lakh
As at 31 March 2022	(422.45)
Movement during the year	(189.06)
As at 31 March 2023	(611.51)

Liquidity risk

Liquidity risk is the risk that the Group will encounter difficulty in meeting the obligations associated with its financial liabilities that are settled by delivering cash or another financial asset. The Group's approach to managing liquidity is to ensure, as far as possible, that it will have sufficient liquidity to meet its liabilities when they are due, under both normal and stressed conditions, without incurring unacceptable losses or risking damage to the Group's reputation. Ultimate responsibility for managing the liquidity risk rests with the management, which has established an appropriate liquidity risk management framework for managing the Group's short-term, medium-term and long-term funding. The Group manages liquidity risk by maintaining adequate reserves, by continuously monitoring forecast and actual short-term and long-term cash flows, and by matching the maturity profiles of financial assets and liabilities. The following are the remaining contractual maturities of financial liabilities at the reporting date. The amounts are gross and undiscounted.

Notes to the Consolidated Financial Statements (contd.)

for the year ended 31 March 2023

As at 31 March 2023

Financial liabilities	Due within (years)			Total
	Less than 1 year	1 - 3 years	3+ years	
Borrowings (Refer note 17)	4,285.71	8,571.42	7,499.54	20,356.67
Trade payables (Refer note 21)	25,170.07	-	-	25,170.07
Other financial liabilities (Refer note 19)	2,100.33	284.03	-	2,384.36
Total	31,556.11	8,855.45	7,499.54	47,911.10

₹ in lakh

Interest rate risk

Interest rate risk is the risk that the fair value or future cash flows of a financial instrument will fluctuate because of changes in market interest rates. The Company is exposed to interest rate risk because funds are borrowed at floating interest rates. Interest rate risk is measured by using the cash flow sensitivity for changes in variable interest rate. The borrowings of the Company are principally denominated in rupees at floating rates of interest.

Total borrowings as at the Consolidated Balance Sheet date is as follows:

Particulars	₹ in lakh
	As at 31 March 2023
Term Loan (Including current maturities) (Refer note 17)	20,356.67

The sensitivity analyses below have been determined based on the exposure to interest rates for floating rate liabilities, assuming the amount of the liability outstanding at the year end was outstanding for the whole year.

If interest rates had been 100 basis points higher/lower and all other variables were held constant, the Group's profit For the year ended 31 March 2023 would decrease/increase by ₹ 203.57 lakh. This is mainly attributable to the Group's exposure to interest rates on its variable rate borrowings.

Capital management

The Group's objective for capital management is to maximize shareholder's wealth, safeguard business continuity and support the growth of the Group. The Group determines the capital management requirement based on annual operating plans and long term and other strategic investment plans. The funding requirement are met through equity, borrowings and operating cash flows required.

The capital gearing ratio as at the balance sheet date is computed below:

Particulars	₹ in lakh
	As at 31 March 2023
Borrowings (Including Current Maturities) (Refer note 17)	20,356.67
Less:	
Cash and cash equivalents (Refer note 15(i))	4,324.15
Bank balances other than cash and cash equivalents (Refer note 15(ii))	47,015.16
Current investments (Refer note 8)	43,755.53
Net debt	(74,738.17)
Total equity	1,93,370.07
Capital gearing ratio	(39%)

Notes to the Consolidated Financial Statements (contd.)

for the year ended 31 March 2023

Dividends

Particulars	₹ in lakh
	As at 31 March 2023
(i) Dividends recognized	
Final dividend For the year ended 31 March 2022 of ₹ 5/-	1,350.29
(ii) Dividends not recognized at the end of the reporting period	
In addition to the above dividends, since the year ended, the Directors have recommended the payment of a final dividend of ₹ 5/- per fully paid equity share (31 March 2023 - ₹ 5/-).	1,350.29
This proposed dividend is subject to the approval of shareholders in the ensuing annual general meeting	

Note No. 39: Disclosures under “The Micro, Small and Medium Enterprises Development Act, 2006 (MSMED Act)”

Particulars	₹ in lakh
	As at 31 March 2023
(i) The principal amount and the interest due thereon (to be shown separately) remaining unpaid to any supplier as at the end of each accounting year;	419.54
(ii) The amount of interest paid by the buyer under MSMED Act, 2006 along with the amounts of the payment made to the supplier beyond the appointed day during each accounting year;	-
(iii) The amount of interest due and payable for the period of delay in making payment (which has been paid but beyond the appointed day during the year) but without adding the interest specified under the MSMED Act, 2006);	-
(iv) The amount of interest accrued and remaining unpaid at the end of accounting year; and	-
(v) The amount of further interest remaining due and payable even in the succeeding year, until such date when the interest dues as above are actually paid to the small enterprise, for the purpose of disallowance as a deductible expenditure under Section 23 of MSMED Act, 2006.	-

There are no Micro and Small Enterprises, to whom the Company owes dues, which are outstanding for more than 45 days at the Consolidated Balance Sheet date. The above information regarding Micro Enterprises and Small Enterprises has been determined to the extent such parties have been identified on the basis of information available with the Company. This has been relied upon by the Auditors.

Note No. 40: Production/purchase, sales, opening and closing stock of finished goods

Particulars	Opening stock	Production/ purchase/ generation	Power import from grid	Internal consumption	Sales	Closing stock	(Excess)/ shortage
Manganese ore (Tonnes)	1,75,023	2,85,478	-	76,099	1,96,371	1,88,031	-
Iron ore (Tonnes)	5,21,251	15,99,999	-	-	15,84,000	5,37,250	-
Silicomanganese (Tonnes)	1,427	57,338	-	-	54,567	4,198	-
Ferro Manganese (Tonnes)	728	-	-	-	606	122	-
Energy (Mega watts)	-	2,36,475	10,645	2,35,308	-	-	11,812
Coke (Tonnes)	2,035	2,44,150	-	10,133	2,29,893	6,159	-

Notes to the Consolidated Financial Statements (contd.)

for the year ended 31 March 2023

Note No 41: Investment in associate

The Parent Company had entered into a Share Subscription and Shareholders Agreement with Renew Green Energy Solutions Private Limited (RGESPL) and Renew Sandur Green Energy Private Limited (RSGEPL) and Power Purchase Agreement with RSGEPL for the purpose of captive consumption of renewable power at its Metal & Ferroalloys Plant.

Below table summarises computation Goodwill/(Capital Reserve) as per Ins AS 28 'Investment in Associates and Joint Venture'.

Computation of goodwill/capital reserve

Particulars	₹ in lakh
	As at 31 March 2023
Non-current assets	19,804.39
Current assets	5,572.42
Non-current liabilities	(317.41)
Current liability	(18,750.33)
Net assets	6,309.07
Group share in associate	3,091.44

Reconciliation of carrying amount of Investment

	₹ in lakh
Equity Investment (i)	3,091.44
Other Income	1.68
Total Income	1.68
Other expense	68.83
Total expense	68.83
Profit/(loss) before tax for the period (A)	(67.15)
Income tax expense/(credit) (B)	(11.52)
Total comprehensive income for the period (A-B)	(55.63)
Group's share of profit/(loss) after tax for the period (ii)	(27.26)
Carrying amount of investments as disclosed in note 7(i+ii)	3,064.18

Note No. 42: Group information

Details of the Group's subsidiary and associate at the end of reporting period are as follows:

Particulars	Relationship with Company	Country of incorporation	Principal Activities	Proportion of ownership interest and voting power held by Parent
Sandur Pellets Private Limited	Subsidiary	India	Manufacturing	100%
Renew Sandur Green Energy Private Limited	Associate	India	Power generation and sale	49%

Notes to the Consolidated Financial Statements (contd.)

for the year ended 31 March 2023

Note No. 43: Disclosure of additional information pertaining to the Parent Company, Subsidiary and associate required as per Schedule III of the Companies Act, 2013

₹ in lakh

	Net Assets i.e., total assets minus total liabilities		Share in profit or loss		Share in other comprehensive income/loss		Share in total other comprehensive income	
	As % of Consolidated net asset	Amount	As % of Consolidated net asset	Amount	As % of Consolidated net asset	Amount	As % of Consolidated net asset	Amount
Parent								
The Sandur Manganese & Iron Ores Limited	97.37%	1,88,290.57	100.04%	27,090.78	100.00%	(80.92)	100.04%	27,009.86
Subsidiary								
Sandur Pellets Private Limited	1.04%	2,015.32	0.06%	15.32	0.00%	-	0.06%	15.32
Associate								
Renew Sandur Green Energy Private Limited	1.58%	3,064.18	(0.10)%	(27.26)	0.00%	-	(0.10)%	(27.26)
Total	100.00%	1,93,370.07	100.00%	27,078.84	100.00%	(80.92)	100.00%	26,997.92

Note:

The Group started presenting its consolidated financial statement from the current year. Accordingly, the comparatives of the previous periods are not applicable.

Note No. 44: Other Statutory information

- (i) The Group has not entered any transactions with Companies struck off under Section 248 of Companies Act, 2013 or Section 560 of the Companies, 1956.
- (ii) The Group does not have any Benami property, where any proceeding has been initiated or pending against The Group for holding any benami property.
- (iii) The Group has not traded or invested in crypto currency or virtual currency during the financial year.
- (iv) The Group does not have any charge or satisfaction which is yet to be registered with ROC beyond the statutory period.
- (v) The Group has not advanced or loaned or invested fund to any other person(s) or entit(ies), including foreign entities (intermediaries) with the understanding that the intermediary shall:
 - a) Directly or indirectly lend or invest in other persons or entities identified in any manner whatsoever by or on behalf of the Group (ultimate beneficiaries); or
 - b) Provide any guarantee, security or the like on behalf of the ultimate beneficiaries.

(vi) The Group has not received any fund from any person(s) or entit(ies), including foreign entities (funding party) with the understanding (whether recorded in writing or otherwise) that the Group shall:

- a) Directly or indirectly lend or invest in other persons or entities identified in any manner whatsoever by or on behalf of the funding party (ultimate beneficiaries); or
- b) Provide any guarantee, security or the like on behalf of the ultimate Beneficiaries.

Note No. 45:

The Group has maintained proper books of account as required by law except for keeping backup on daily basis of such books of account maintained in electronic mode, in a server physically located in India.

Note No. 46: Event occurring after reporting period

Subsequent to the year end, the Parent Company has received the Environment Clearance (EC) from the Ministry of Environmental, Forest & Climate Change (MoEFCC) for enhancing Iron Ore production from 1.60 to 4.50 Million Tonnes Per Annum (MTPA).

Notes to the Consolidated Financial Statements (contd.)

for the year ended 31 March 2023

The Group evaluated all events or transactions that occurred after 31 March 2023 up through 17 May 2023, the date the consolidated financial statements were authorized for issue by the Board of Directors. Based on this evaluation, the Company is not aware of any events or transactions that would require recognition or disclosure in the consolidated financial statements other than the above.

Note No. 47:

The consolidated financial statements of the Group were approved by the Board of Directors and authorised for issue on 17 May 2023.

For and on behalf of the Board of Directors

T.R. Raghunandan
Chairman
DIN: 03637265

Bahirji Ajai Ghorpade
Managing Director
DIN: 08452844

Bijan Kumar Dash
Company Secretary &
Chief Compliance Officer

Uttam Kumar Bhageria
Chief Financial Officer &
Chief Risk Officer

Place: Bengaluru
Date: 17 May 2023

Nomination Form

Form No. SH-13

(Pursuant to Section 72 of the Companies Act, 2013 and Rule 19(1) of the Companies (Share Capital and Debentures) Rules, 2014)

The Sandur Manganese & Iron Ores Limited

'SATYALAYA', DOOR No. 266 (Old No.80), Ward No.1,
Behind Taluka Office Sandur - 583 119,
Ballari District, Karnataka, India

I/We _____ the holder(s) of the securities particulars of which are given hereunder wish to make nomination and do hereby nominate the following persons in whom shall vest, all the rights in respect of such securities in the event of my/our death.

(1) Particulars of the Securities (in respect of which nomination is being made)

Name of Securities	Folio No.	No. of Securities	Certificate No.	Distinctive No.
_____	_____	_____	_____	_____
_____	_____	_____	_____	_____
_____	_____	_____	_____	_____

(2) Particulars of Nominee's

(a) Name:

(b) Date of Birth:

(c) Father's Mother's/ Spouse's Name:

(d) Occupation:

(e) Nationality:

(f) Address:

(g) E-mail id:

(h) Relationship with the security holder:

(3) In case Nominee is a Minor

(a) Date of birth:

(b) Date of attaining majority:

(c) Name of guardian:

(d) Address of guardian:

Name of Security Holder (s): _____

Signature: _____

Witness Name: _____

Signature: _____

Witness Address: _____

Cancellation or Variation Nomination Form

Form No. SH-14

(Pursuant to Section 72(3) of the Companies Act, 2013 and Rule 19(9) of the Companies (Share Capital and Debentures) Rules, 2014)

The Sandur Manganese & Iron Ores Limited

'SATYALAYA', DOOR No. 266 (Old No.80), Ward No.1,
Behind Taluka Office Sandur - 583 119,
Ballari District, Karnataka, India

I/ We hereby cancel the nomination(s) made by me/ us in favor of _____
_____ (name and address of the
nominee) in respect of the below mentioned securities.

(1) Particulars of the Securities (in respect of which nomination is being made)

Name of Securities	Folio No.	No. of Securities	Certificate No.	Distinctive No.
_____	_____	_____	_____	_____
_____	_____	_____	_____	_____
_____	_____	_____	_____	_____

(2) Particulars of Nominee's

- (a) Name:
- (b) Date of Birth:
- (c) Father's Mother's/ Spouse's Name:
- (d) Occupation:
- (e) Nationality:
- (f) Address:
- (g) E-mail id:
- (h) Relationship with the security holder:

(3) In case Nominee is a Minor

- (a) Date of birth:
- (b) Date of attaining majority:
- (c) Name of guardian:
- (d) Address of guardian:

Name of Security Holder (s): _____

Signature: _____

Witness Name: _____

Signature: _____

Witness Address: _____

Form ISR - 1

(SEBI Circular No. SEBI/HO/MIRSD/MIRSD-PoD-1/P/CIR/2023/37 dated 16 March 2023 on Common and Simplified Norms for processing investor's service request by RTAs and norms for furnishing PAN, KYC details and Nomination)

REQUEST FOR REGISTERING PAN, KYC DETAILS OR CHANGES/UPDATION THEREOF

[For Securities (Shares / Debentures / Bonds, etc.) of listed companies held in physical form]

A. I / We, request you to Register / Change / Update the following (Tick ✓ relevant box)

Date: / /

- | | | |
|---------------------------------------|---|---|
| <input type="checkbox"/> PAN | <input type="checkbox"/> Signature | <input type="checkbox"/> Mobile Number |
| <input type="checkbox"/> Bank details | <input type="checkbox"/> Registered Address | <input type="checkbox"/> E-mail address |

B. Security and KYC Details (to be filled in by the First Holder)

Name of the Issuer Company	Folio No(s)	
Face value of Securities	Number of Securities	
Distinctive number of Securities (Optional)	From	To
E-mail Address		
Mobile Number		

C. I / We are submitting documents as per Table below (tick ✓ as relevant, refer to the instructions):

Name(s) of the Security holder(s) in Capital as per PAN Copies of PAN of all the Holder(s) duly self-attested with date to be enclosed with this Form.	PAN	PAN Linked to Aadhaar - Y/N Tick any one [✓] *
1.		Yes / No
2.		Yes / No
3.		Yes / No
4.		Yes / No

Note: * PAN shall be valid only if it is linked to Aadhaar by 30 June 2023, or any other date as may be specified by CBDT. Check Status of PAN linked with Aadhaar at <https://www.incometax.gov.in/iec/foportal> For Exemptions/Clarifications on PAN refer Instruction.

Bank Account Details of First Holder

Name of the Bank & Branch	IFSC
Bank A/c No.	
Tick any one [✓] - Account type	
<input type="checkbox"/> Savings Current	<input type="checkbox"/> NRO <input type="checkbox"/> NRE <input type="checkbox"/> Any other []

Note: Original cancelled cheque leaf bearing the name of the first holder is mandatory, failing which first security holder shall submit copy of bank passbook / statement attested by the Bank for registering the Bank Account details.

Demat Account Number	16-digit DP/CL []
----------------------	--------------------

Also provide Client Master List (CML) of your Demat Account, provided by the Depository Participant.

Authorization: I / We authorise you (RTA) to update the above PAN and KYC details in my/our above Folio No, provided by me/us.

Declaration: All the above facts and documents enclosed are true and correct.

	First Holder	Joint Holder - 1	Joint Holder - 2	Joint Holder - 3
Signature				
Name				
Address				
PIN				

Note: If the address mentioned above differs from the address registered with the Company, you are requested to record the new address by submitting the documents as specified in point (3) overleaf. (Use separate Annexure to Form ISR-1 to update the above PAN and other KYC details as provided in this form with the additional Folio(s) where you are the First Named holder of securities, in such issuer companies.)

I/We are submitting documents as per Table below (tick ✓ as relevant, refer to the instructions)

No.	✓	Document/ Information/Details	Instruction/Remark
1	<input type="checkbox"/>	PAN of (all) the (joint) holder(s)	PAN Card copies of all the holders duly self-attested with date to be enclosed. PAN shall be valid only if it is linked to Aadhaar by 30 June 2023, or any date as may be specified by the CBDT. For Exemptions/Clarifications on PAN, please refer to Objection Memo as specified in SEBI circular.
2	<input type="checkbox"/>	Demat Account Number	Provide Client Master List (CML) of your Demat Account, duly signed by the Depository Participant with stamp.
3	<input type="checkbox"/>	Proof of Address of the first Holder	<p>Provide self-attested copy with date stamp of any ONE of the documents, issued by a Govt. Authority, only if there is change in the address:</p> <ul style="list-style-type: none"> <input type="checkbox"/> Client Master List (CML) of the Demat Account of the holder/claimant, duly signed by the Depository Participant with stamp. <input type="checkbox"/> Unique Identification Number (UID) (Aadhaar) <input type="checkbox"/> Valid Passport/ Registered Lease or Sale Agreement of Residence/Driving License/Flat Maintenance Bill* <input type="checkbox"/> Utility bills like Telephone Bill (only land line), Electricity bill or Gas bill – Not more than 3 months old. <input type="checkbox"/> Identity card (with Photo)/document with address, issued by Central/State Government and its Departments, Statutory/Regulatory Authorities, Public Sector Undertakings, Scheduled Commercial Banks, Public Financial Institutions duly attested by the employer with date and organization stamp. <input type="checkbox"/> For FII/sub account, Power of Attorney given by FII / sub- account to the Custodians (which are duly notarized and / or apostilled or consularised) that gives the registered address should be taken. <input type="checkbox"/> The proof of address in the name of the spouse* <p>* Kindly provide additional self-attested copy of Identity Proof of the holder/ claimant/spouse.</p>
4	<input type="checkbox"/>	Bank details	Original cancelled cheque leaf bearing the name of first holder OR latest copy of the bank passbook/statement with details of bank name, branch, account number and IFSC duly attested by the bank. Alternatively, Bank details as per CML enclosed will be updated in the folio.

5	<input type="checkbox"/> E-mail address	As mentioned on Form ISR-1, alternatively the E-mail address available in the CML as enclosed will be updated in the folio.
6	<input type="checkbox"/> Mobile	As mentioned on Form ISR-1, alternatively the mobile number available in the CML as enclosed will be updated in the folio.
7	<input type="checkbox"/> Specimen Signature	Provide banker's attestation of the signature of the holder(s) as per Form ISR - 2 and Original cancelled cheque leaf bearing the name of the first holder.
8	<input type="checkbox"/> Nomination	<p>Submit these Form(s) separately for each listed company.</p> <p>(Use any ONE of the following options.)</p> <ul style="list-style-type: none"> <input type="checkbox"/> SH-13 For First Time Nomination <input type="checkbox"/> SH-14 For Cancellation or Variation in Nomination <input type="checkbox"/> SH-14 and ISR-3 For Cancellation of Nomination and to "Opt-Out" <input type="checkbox"/> ISR-3 To "OPT-Out" of Nomination or if No-Nomination is required

Note:

- 1) In case of additional folios for securities held under the same First Named holder for Companies managed by the same RTA, details of such folios to be completed in Annexure to Form ISR-1 along with the required declaration and authorisation.
- 2) All the above blank forms along with the mode of submission are available on our website



THE SANDUR MANGANESE & IRON ORES LIMITED

CIN: L85110KA1954PLC000759

E: investors@sandurgroup.com

W: www.sandurgroup.com

Registered Office

SATYALAYA, Door No.266 (Old No.80)
Behind Taluka Office, Ward No.1 Palace Road,
Sandur – 583 119,
Ballari District, Karnataka

T: +91 83952 60301 F: +91 83952 60473

Corporate Office

'Sandur House', No.9,
Bellary Road Sadashivanagar
Bengaluru – 560 080 Karnataka, India

T: +91 80 4152 0176/ 80 F: +91 80 4152 0182