



GUJARAT
FLUORO CHEMICALS
LIMITED

(Earlier known as Inox Fluorochemicals Limited)

Tel.: +91 (265) 2330057
Tel : +91 (265) 6198111
Fax: +91 (265) 2310312
Email: bvdesai@gfl.co.in
www.gfl.co.in

ABS Towers, 2nd Floor, Old Padra Road, Vadodara 390 007, Gujarat India

GFL: BRD: 2019

14th November, 2019

The Secretary
BSE Limited
Phiroze Jeejeebhoy Towers
Dalal Street, Mumbai 400 001
Scrip code: 542812

The Secretary
National Stock Exchange of India Limited
Exchange Plaza, Bandra Kurla Complex
Bandra (E), Mumbai 400 051
Scrip Code: FLUOROCHEM

Sub: Outcome of Board Meeting pursuant to Regulation 30, 33 and all other applicable Regulations of SEBI (Listing Obligations and Disclosure Requirements) Regulations, 2015

Dear Sir/Madam,

We wish to inform you that the Board of Directors of the Company at its meeting held today i.e. 14th November , 2019 have approved and taken on record the following items:

- 1. Standalone and Consolidated (Unaudited) Financial Results for Gujarat Fluorochemicals Limited for the quarter and half year ended on 30th September, 2019**

In this connection, we are enclosing herewith copy of Unaudited Standalone and Consolidated Financial Results of the Company along with the Limited Review Report issued by the Statutory Auditors of the Company for the quarter and half year ended on 30th September, 2019 .

The same is also available on the Company's website at www.gfl.co.in

The Board meeting commenced at 2:30 Pm and concluded at 3.30 Pm

We request you to please take the above on record.

Thanking You

Yours faithfully,

For Gujarat Fluorochemicals Limited
(Earlier Known as ~~Inox~~ Fluorochemicals Limited)


Bhavin Desai
Company Secretary



Independent Auditor's Review Report on consolidated unaudited Quarterly and Year to Date financial results of Gujarat Fluorochemicals Limited (earlier known as Inox Fluorochemicals Limited) pursuant to the Regulation 33 of the SEBI (Listing Obligations and Disclosure Requirements) Regulations, 2015 (as amended)

To the Board of Directors of Gujarat Fluorochemicals Limited

1. We have reviewed the accompanying statement of unaudited consolidated financial results **Gujarat Fluorochemicals Limited** (the "Parent") and its subsidiaries (the Parent and its subsidiaries together referred to as the "Group") and its share of the net loss after tax and total comprehensive loss of its jointly controlled entity for the quarter ended 30 September 2019 and year to date results for the period from 1 April 2019 to 30 September 2019 (the "Statement"), being submitted by the Parent pursuant to the requirements of Regulation 33 of the SEBI (Listing Obligations and Disclosure Requirements) Regulations, 2015, as amended.
2. This Statement which is the responsibility of the Parent's management and approved by the Parent's Board of Directors, has been prepared in accordance with recognition and measurement principles laid down in the Indian Accounting Standard 34 on 'Interim Financial Reporting' (Ind AS 34), prescribed under Section 133 of the Companies Act, 2013, and other accounting principles generally accepted in India. Our responsibility is to express a conclusion on the Statement based on our review.
3. We conducted our review in accordance with the Standard on Review Engagement (SRE) 2410, "Review of Interim Financial Information Performed by the Independent Auditor of the Entity" issued by the Institute of Chartered Accountants of India. A review of interim financial information consists of making inquiries, primarily of persons responsible for financial and accounting matters, and applying analytical and other review procedures. A review is substantially less in scope than an audit conducted in accordance with Standards on Auditing and consequently does not enable us to obtain assurance that we would become aware of all significant matters that might be identified in an audit. Accordingly, we do not express an audit opinion.

We also performed procedures in accordance with the circular issued by the SEBI under Regulation 33(8) of the SEBI (Listing Obligations and Disclosure Requirements) Regulations, 2015, as amended, to the extent applicable.

4. The Statement includes the results of Gujarat Fluorochemicals Limited and of the following entities:
Subsidiaries: Gujarat Fluorochemicals Americas LLC, Gujarat Fluorochemicals GmbH, Gujarat Fluorochemicals Singapore Pte. Limited, GFL GM Fluorspar SA

Joint Venture: Swarnim Gujarat Fluorspar Private Limited



Independent Auditor's Review Report on consolidated unaudited quarterly financial results of Gujarat Fluorochemicals Limited (earlier known as Inox Fluorochemicals Limited) pursuant to the Regulation 33 of the SEBI (Listing Obligations and Disclosure Requirements) Regulations, 2015 (as amended)-cont.

5. Based on our review conducted and procedures performed as stated in paragraph 3 above and based on the consideration of the review reports of other auditor referred to in paragraph 6 below, nothing has come to our attention that causes us to believe that the accompanying Statement, prepared in accordance with the recognition and measurement principles laid down in the aforesaid Indian Accounting Standard and other accounting principles generally accepted in India, has not disclosed the information required to be disclosed in terms of Regulation 33 of the SEBI (Listing Obligations and Disclosure Requirements) Regulations, 2015, as amended, including the manner in which it is to be disclosed, or that it contains any material misstatement.
6. The consolidated unaudited financial results also include the Group's share of net loss after tax and total comprehensive loss of Rs. 0.14 lakhs for the quarter ended 30 September 2019 and Rs. 0.28 Lakhs from the period 1 April 2019 to 30 September 2019, as considered in the consolidated unaudited financial results, in respect of one joint venture, based on its interim financial results which have not been reviewed by its auditor. According to the information and explanations given to us by the Management, these interim financial results are not material to the Group. Our conclusion on the Statement is not modified in respect of the above matter.

For Patankar & Associates
Chartered Accountants
Firm Registration No. 107628W



S S Agrawal
Partner
Mem. No. 049051
Place: Pune
Date: 14 November 2019
UDIN: 19049051AAAACN1087



Limited Review Report on Standalone Quarterly and Year to Date Unaudited Financial Results of Gujarat Fluorochemicals Limited (earlier known as Inox Fluorochemicals Limited) pursuant to the Regulation 33 of the SEBI (Listing Obligations and Disclosure Requirements) Regulations, 2015 (as amended)

To the Board of Directors of Gujarat Fluorochemicals Limited

We have reviewed the accompanying statement of unaudited standalone financial results of **Gujarat Fluorochemicals Limited** (the "Company") for the quarter ended 30 September 2019 and year to date results for the period from 1 April 2019 to 30 September 2019 (the "Statement"), attached herewith, being submitted by the Company pursuant to the requirements of Regulation 33 of the SEBI (Listing Obligations and Disclosure Requirements) Regulations, 2015, as amended.

This Statement which is the responsibility of the Company's management and approved by the Board of Directors, has been prepared in accordance with recognition and measurement principles laid down in the Indian Accounting Standard 34 on 'Interim Financial Reporting' (Ind AS 34), prescribed under Section 133 of the Companies Act, 2013, read with relevant rules issued thereunder and other accounting principles generally accepted in India. Our responsibility is to issue a report on the Statement based on our review.

We conducted our review in accordance with the Standard on Review Engagement (SRE) 2410, "Review of Interim Financial Information Performed by the Independent Auditor of the Entity" issued by the Institute of Chartered Accountants of India. This standard requires that we plan and perform the review to obtain moderate assurance as to whether the Statement is free of material misstatements. A review is limited primarily to inquiries of the Company personnel and analytical procedures applied to financial data and thus provides less assurance than an audit. We have not performed an audit and, accordingly, we do not express an audit opinion.

Based on our review conducted as above, nothing has come to our attention that causes us to believe that the accompanying Statement prepared in accordance with applicable accounting standards i.e. Indian Accounting Standards ("Ind AS") issued under Section 133 of the Companies Act, 2013, read with relevant rules issued thereunder and other recognised accounting practices and policies has not disclosed the information required to be disclosed in terms of Regulation 33 of the SEBI (Listing Obligations and Disclosure Requirements) Regulations, 2015, including the manner in which it is to be disclosed, or that it contains any material misstatement.

For Patankar & Associates
Chartered Accountants
Firm Registration No. 107628W



S S Agrawal
Partner
Mem. No. 049051
Place: Pune
Date: 14 November 2019
UDIN: 19049051AAAACM2583





GUJARAT FLUROCHEMICALS LIMITED


(earlier known as Inox Fluorochemicals Limited)

CIN : U24304GJ2018PLC105479, Website : www.gfl.co.in, email : contact@gfl.co.in
Registered Office: 1/6/3, 26 & 27, Village Ranjithnagar, Taluka Goghamba, District Panchmahals, Gujarat 389 380

STATEMENT OF UNAUDITED CONSOLIDATED FINANCIAL RESULTS FOR THE QUARTER AND HALF YEAR ENDED 30th SEPTEMBER, 2019

Sr. No.	Particulars	3 Months ended 30/09/2019 (Unaudited)	Preceding 3 Months ended 30/06/2019 (Unaudited)	6 Months ended 30/09/2019 (Unaudited)	Year ended 31/03/2019 (Audited) (see Note 3)
I	Revenue from operations	66,244	74,005	1,40,249	-
II	Other income	401	294	695	-
III	Total Income (I+II)	66,645	74,299	1,40,944	-
IV	Expenses				
	Cost of materials consumed	25,387	28,291	53,678	-
	Purchases of stock-in-trade	8	23	31	-
	Changes in inventories of finished goods, work-in-progress, stock-in-trade and by products	(2,136)	(5,293)	(7,429)	-
	Employee benefits expense	5,141	5,362	10,503	-
	Power and fuel	12,935	12,741	25,676	-
	Foreign exchange fluctuation (gain)/loss (net)	(1,162)	(759)	(1,921)	-
	Finance costs	2,476	1,931	4,407	-
	Depreciation and amortisation expense	4,811	4,713	9,524	-
	Other expenses	13,664	14,621	28,285	1
	Total expenses	61,124	61,630	1,22,754	1
V	Share of loss of joint venture	*	*	*	-
VI	Profit before exceptional items and tax (III-IV+V)	5,521	12,669	18,190	(1)
VII	Exceptional items (see Note 7)	(2,604)	-	(2,604)	-
VIII	Profit/(Loss) before tax (VI+VII)	2,917	12,669	15,586	(1)

(Rs.in Lakhs)



IX	Tax expense							
	(1) Current tax	2,292	4,638	6,930	-			-
	(2) MAT Credit Entitlement	-	-	-	-			-
	(3) Deferred tax	(609)	61	(548)	-			-
	(4) Tax pertaining to earlier periods (see Note 5)	(7)	(3,242)	(3,249)	-			-
	Total tax expense	1,676	1,457	3,133	-			-
X	Profit/(Loss) for the period (VIII-IX)	1,241	11,212	12,453	(1)			(1)
XI	Other comprehensive income							
	A) Items that will not be reclassified to profit or loss	37	(169)	(132)	-			-
	Income tax on above	(13)	59	46	-			-
	B) Items that will be reclassified to profit or loss	261	(120)	141	-			-
	Income tax on above	(22)	31	9	-			-
	Total other comprehensive income (net of tax)	263	(199)	64	-			-
XII	Total comprehensive income for the period (X+XI) (Comprising Profit/(Loss) and Other Comprehensive Income for the period)	1,504	11,013	12,517	(1)			(1)
	Profit/(Loss) for the year attributable to:							
	- Owners of the Company	1,486	11,238	12,724	(1)			(1)
	- Non-controlling interests	(245)	(26)	(271)	-			-
	Other comprehensive income for the year attributable to:							
	- Owners of the Company	264	(197)	67	-			-
	- Non-controlling interests	(1)	(2)	(3)	-			-
	Total comprehensive income for the year attributable to:							
	- Owners of the Company	1,750	11,041	12,791	(1)			(1)
	- Non-controlling interests	(246)	(28)	(274)	-			-
XIII	Earnings Before Interest, Tax, Depreciation & Amortization (EBITDA)	12,407	19,019	31,426	(1)			(1)
XIV	Paid-up equity share capital (face value of Re 1 each)	1,099	1,099	1,099	1			1
XV	Other Equity (excluding revaluation reserves)							
XVI	Basic and Diluted Earnings per equity share (in Rs.)	1.13 (**)	10.21 (**)	11.34 (**)	(1.00)			(1.00)

(*) amount is less than Rs. 1 Lakh

(**) Not Annualised



STATEMENT OF ASSETS AND LIABILITIES


(Rs.in Lakhs)

Sr No	Particulars	As at 30th September, 2019 (Unaudited)	As at 31st March, 2019 (Audited) (see Note 3)
	ASSETS		
	Non-current assets		
(1)	(a) Property, Plant & Equipment	2,21,302	-
	(b) Capital work-in-progress	33,164	-
	(c) Right of use assets	4,887	-
	(d) Investment Property	1,021	-
	(e) Other Intangible Assets	2,928	-
	(f) Investments accounted for using the equity method	88	-
	(g) Financial Assets		
	(i) Other Investments	26,827	-
	(ii) Loans	803	-
	(iii) Others Financial Assets	821	-
	(h) Deferred Tax Assets (net)	32,436	-
	(i) Other non-current assets	61,077	-
	(j) Income tax assets (Net)	20,932	-
	Sub-total	4,06,286	-
(2)	Current Assets		
	(a) Inventories	70,918	-
	(b) Financial Assets		
	(i) Investments	6,518	-
	(ii) Trade Receivables	51,907	-
	(iii) Cash & Cash Equivalents	1,978	1
	(iv) Bank balances other than (iii) above	*	-
	(v) Loans	3,697	-
	(vi) Other Financial Assets	572	-
	(c) Other current assets	10,245	-
	Sub-total	1,45,835	1
	Total Assets	5,52,121	1



EQUITY & LIABILITIES			
Equity			
(a)	Equity Share Capital	1,099	1
(b)	Other Equity	3,62,712	(1)
(c)	Non-Controlling Interest	(589)	-
	Sub-total	3,63,222	-
LIABILITIES			
(1) Non-current liabilities			
(a)	Financial Liabilities		
(i)	Borrowings	14,823	-
(ii)	Lease liabilities	246	-
(iii)	Other financial liabilities	710	-
(b)	Provisions	2,521	-
(c)	Deferred tax liabilities (Net)	6	-
	Sub-total	18,306	-
(2) Current liabilities			
(a)	Financial Liabilities		
(i)	Borrowings	1,16,435	-
(ii)	Lease liabilities	214	-
(iii)	Trade payables	82	-
	a) total outstanding dues of micro enterprises and small enterprises	24,812	-
	b) total outstanding dues of creditors other than micro enterprises and small enterprises	25,240	1
(iv)	Other financial liabilities	1,557	-
(b)	Other current liabilities	1,252	-
(c)	Provisions	1,001	-
(d)	Current tax liabilities (net)		
	Sub-total	1,70,593	1
Total Equity & Liabilities		5,52,121	1


(*) amount is less than Rs. 1 Lakh



UNAUDITED CONSOLIDATED STATEMENT OF CASH FLOW FOR THE HALF YEAR ENDED 30th SEPTEMBER, 2019

(Rs. in Lakhs)

Particulars	Period ended 30th September, 2019
A Cash flow from operating activities	
Profit for the period	12,453
Adjustments for :	
Tax expense	3,133
Depreciation and amortisation expense	9,524
Loss on retirement /disposal of property, plant and equipment (net)	(3)
Amounts written-off	200
Exchange difference on translation of assets and liabilities	54
Unrealised Foreign exchange gain -net	(397)
Unrealised MTM (gain)/loss on Financial Assets and Derivatives	(191)
Allowance for doubtful trade receivables and expected credit losses (net of reversal)	134
Income in respect of investing activities (net)	2,920
Finance Costs	4,407
Operating profit before working capital changes	32,234
Adjustments for :	
Increase/(decrease) in provisions	407
Increase/(decrease) in trade payables	2,205
Increase /(decrease) in other financial liabilities	4,585
Increase /(decrease) in other liabilities	(209)
(Increase) /decrease in loans	308
(Increase)/decrease in inventories	(6,712)
(Increase)/decrease in trade receivables	5,476
(Increase)/decrease in other financial assets	(500)



	(Increase)/decrease in other assets	598
	Cash generated from operations	38,392
	Income-tax paid (net)	(3,743)
	Net cash generated from operating activities	34,649
B	Cash flow from investing activities	
	Purchase of Property, Plant and Equipments (including change in capital work in progress and capital creditors/capital advances)	(72,527)
	Proceeds from disposal of property, plant and equipment	4
	Purchase of other investments	(6,847)
	Redemption of other Investments	5,002
	Inter-corporate deposits given	(4)
	Inter-corporate deposits received back	225
	Interest and Dividend received (net of expenses)	(455)
	Movement in Bank deposits	1
	Net cash used in investing activities	(74,601)
C	Cash flow from financing activities	
	Proceeds from borrowings - non current	-
	Repayment of borrowings - non current	(3,689)
	Proceeds from/(repayment of) current borrowings (net)	45,974
	Finance lease payments	(139)
	Finance costs	(4,283)
	Net cash generated from financing activities	37,863
	Net increase/(decrease) in cash and cash equivalents	(2,089)
	Cash and cash equivalents as at the beginning of the period	944
	Cash and cash equivalents received pursuant to demerger scheme	3,123
	Cash and cash equivalents as at the end of the period	1,978

Note: The above Statement of Cash Flows has been prepared in accordance with 'Indirect Method' as set out in Ind AS 7: Statement of Cash Flows



Notes:

1. The Standalone Financial Results are available at the Company's website www.gfl.co.in and the websites of the Stock Exchanges, at www.bseindia.com and www.nseindia.com. Key Standalone Financial Information is given below:

Sr. No.	Particulars	(Rs.in Lakhs)			
		3 Months ended 30/09/2019 (Unaudited)	Preceding 3 Months ended 30/06/2019 (Unaudited)	6 Months ended 30/09/2019 (Unaudited)	Year ended 31/03/2019 (Audited) (see Note 3)
1	Total Income	66,091	73,819	1,39,910	-
2	Profit/(loss) before exceptional items and tax	5,805	12,516	18,321	(1)
3	Exceptional items	(2,604)	-	(2,604)	-
4	Profit/(loss) before tax	3,201	12,516	15,717	(1)
5	Tax expense	1,533	1,344	2,877	-
6	Profit/(loss) for the period	1,668	11,172	12,840	(1)
7	Total comprehensive income for the period (Comprising Profit/(loss) and Other Comprehensive Income for the period)	1,734	11,003	12,737	(1)
8	Earnings Before Interest, Tax, Depreciation & Amortization (EBITDA)	12,192	18,368	30,560	(1)
7	Paid-up equity share capital (face value of Re 1 each)	1,099	1,099	1,099	1
9	Basic and Diluted Earnings per equity share (in Rs.)	1.52	10.17	11.69	(1.00)

2. The above results were reviewed by the Audit Committee and were thereafter approved by the Board of Directors at its meeting held on 14th November, 2019. The same have been subjected to Limited Review by the Statutory Auditors and they have issued unmodified review report.
3. The Scheme of Arrangement between Gujarat Fluorochemicals Limited (now known as "GFL Limited" or "GFL1") and Inox Fluorochemicals Limited (now known as "Gujarat Fluorochemicals Limited" or "GFL2") and their respective shareholders under Sections 230 to 232 of the Companies Act, 2013 and all other applicable provisions of the Companies Act, 2013 ("the Scheme") for the demerger of Chemical Business Undertaking from GFL1 to GFL2 was approved by Honourable National Company Law Tribunal, Ahmedabad Bench on 4th July 2019. The said NCLT Order was filed by both the Companies with the Registrar of Companies on 16th July, 2019 i.e. making the Scheme operative. Accordingly, all the assets and liabilities pertaining to the Chemical Business Undertaking stand transferred and vested into GFL2 from its Appointed Date i.e. 1st April 2019. The Company is in the process of giving effect to this transfer. All the shareholders of GFL1 are allotted one fully paid-up equity share of Re. 1 each in GFL2, for every one fully paid-up equity share of Re. 1 each held by them in GFL1. The equity shares of GFL2 are listed on BSE and NSE on 16th October 2019. Now, shares of GFL1 and GFL2 are separately listed in both the stock exchanges. The demerger is accounted in accordance with Ind AS 103: Business Combinations.



4. The Company was incorporated on 6th December, 2018 and hence there are no corresponding comparative figures for the period ended 30th September, 2018. Further, the amounts for the year ended 31st March 2019 in the above results are on standalone basis, since consolidation was not applicable.
5. After recording the assets and liabilities, acquired on demerger, at book values, the Company has reassessed and recomputed the deferred tax assets/liabilities which has resulted in increase in deferred tax liability by Rs. 2,591 lakhs. Further, on receipt of ITAT orders during the quarter ended 30th June 2019, the Company was entitled to incremental tax benefit of Rs. 5,833 lakhs for earlier periods in respect of the demerged Chemical Business Undertaking. The net impact is shown as 'tax pertaining to earlier periods' in the above results.
6. The Ministry of Corporate Affairs (MCA) has notified Ind AS 116 "Leases", which is effective for accounting periods beginning on or after 1 April, 2019. The Group has transitioned to Ind AS 116 with effect from 1st April, 2019 using 'modified retrospective approach'. Under this approach, the Group has recognized lease liability measured at the present value of the remaining lease payments, discounted at its incremental borrowing rate the date of initial application and the right of use assets at an amount equal to the lease liability. Further, the comparatives for the previous periods are not required to be restated. The adoption of this Ind AS does not have significant impact on the profit after tax for the current periods.
7. The 'exceptional item' in the above results represent expenses on demerger.
8. The Company has a single operating segment viz. 'Chemicals'.

Place: Noida

Date: 14th November, 2019



On behalf of the Board of Directors
For Gujarat Fluorochemicals Limited

VIVEK JAIN
Managing Director



GUJARAT FLUORO CHEMICALS LIMITED

(earlier known as Inox Fluorochemicals Limited)

CIN : U24304GJ2018PLC105479, Website : www.gfl.co.in, email : contact@gfl.co.in
Registered Office: 16/3, 26 & 27, Village Ranjinagar, Taluka Goghamba, District Panchmahals, Gujarat 389 380

STATEMENT OF UNAUDITED STANDALONE FINANCIAL RESULTS

FOR THE QUARTER AND HALF YEAR ENDED 30th SEPTEMBER, 2019

(Rs. in Lakhs)

Sr. No.	Particulars	3 Months ended 30/09/2019 (Unaudited)	Preceding 3 Months ended 30/06/2019 (Unaudited)	6 Months ended 30/09/2019 (Unaudited)	Year ended 31/03/2019 (Audited) (see Note 2)
I	Revenue from operations (see Note 2)	65,703	73,513	1,39,216	-
II	Other income	388	306	694	-
III	Total Income (I+II)	66,091	73,819	1,39,910	-
IV	Expenses				
	Cost of materials consumed	25,777	28,192	53,969	-
	Purchases of stock-in-trade	8	23	31	-
	Changes in Inventories of finished goods, work-in-progress, stock-in-trade and by products	(62)	(2,607)	(2,669)	-
	Employee benefits expense	4,681	4,935	9,616	-
	Power and fuel	12,808	12,608	25,416	-
	Foreign exchange fluctuation (gain)/loss (net)	(1,367)	(686)	(2,053)	-
	Finance costs	2,356	1,834	4,190	-
	Depreciation and amortisation expense	4,419	4,324	8,743	-
	Other expenses	11,666	12,680	24,346	1
	Total expenses (IV)	60,286	61,303	1,21,589	1



V	Profit/(Loss) before tax (III-IV)	5,805	12,516	18,321	(1)
VI	Exceptional items (see Note 3)	(2,604)	-	(2,604)	-
VII	Profit/(Loss) before tax (V+VI)	3,201	12,516	15,717	(1)
VIII	Tax expense				
	(1) Current tax	2,069	4,493	6,562	-
	(2) Deferred tax	(536)	93	(443)	-
	(3) Tax pertaining to earlier periods (see Note 5)	-	(3,242)	(3,242)	-
	Total tax expense	1,533	1,344	2,877	-
IX	Profit/(Loss) for the period (VII-VIII)	1,668	11,172	12,840	(1)
X	Other Comprehensive Income				
	A) Items that will not be reclassified to profit or loss	37	(169)	(132)	-
	Income tax on above	(13)	59	46	-
	B) Items that will be reclassified to profit or loss	64	(90)	(26)	-
	Income tax on above	(22)	31	9	-
	Total other comprehensive income (net of tax)	66	(169)	(103)	-
XI	Total comprehensive income for the period (IX+X) (Comprising Profit/(Loss) and Other Comprehensive Income for the period)	1,734	11,003	12,737	(1)
XII	Earnings Before Interest, Tax, Depreciation & Amortization (EBITDA)	12,192	18,368	30,560	(1)
XIII	Paid-up equity share capital (face value of Re 1 each)	1,099	1,099	1,099	1
XIV	Other Equity (excluding revaluation reserves) as shown in the Audited Balance Sheet of the previous year				(1)
XV	Basic and Diluted Earnings per equity share (in Rs.)	1.52 (*)	10.17 (*)	11.69 (*)	(1.00)


(*) Not Annualised



STATEMENT OF ASSETS AND LIABILITIES

(Rs. in Lakhs)

Sr. No.	Particulars	As at 30th September, 2019 (Unaudited)	As at 31st March, 2019 (Audited) (see Note 2)
	ASSETS		
	Non-current assets		
(1)	(a) Property, plant & equipment	2,11,291	-
	(b) Capital work-in-progress	33,164	-
	(c) Right of use assets	4,610	-
	(d) Investment property	1,021	-
	(e) Other intangible assets	2,225	-
	(f) Financial assets		
	(i) Investments		
	a) Investments in subsidiaries	8,706	-
	b) Investments in joint venture	118	-
	c) Other investments	26,827	-
	(ii) Loans	719	-
	(iii) Other non-current financial assets	821	-
	(g) Deferred tax assets (net)	31,480	-
	(h) Income tax assets (net)	20,932	-
	(i) Other non-current assets	59,774	-
	Sub-total	4,01,688	-
(2)	Current assets		
	(a) Inventories	54,776	-
	(b) Financial assets		
	(i) Other investments	6,518	-
	(ii) Trade receivables	65,292	-
	(iii) Cash & cash equivalents	1,034	1
	(iv) Bank balances other than (iii) above	*	-
	(v) Loans	3,583	-
	(vi) Other current financial assets	634	-
	(c) Other current assets	9,199	-
	Sub-total	1,41,036	1
	Total assets	5,42,724	1




EQUITY & LIABILITIES			
Equity			
	(a) Equity share capital	1,099	1
	(b) Other equity	3,62,094	(1)
	Sub-total	3,63,193	-
LIABILITIES			
(1)	Non-current liabilities		
	(a) Financial liabilities		
	(i) Borrowings	12,779	-
	(ii) Lease liabilities	88	-
	(iii) Other non-current financial liabilities	710	-
	(b) Provisions	2,521	-
	Sub-total	16,098	-
(2)	Current liabilities		
	(a) Financial liabilities		
	(i) Borrowings	1,15,060	-
	(ii) Lease liabilities	91	-
	(iii) Trade payables		
	a) total outstanding dues of micro enterprises and small enterprises	82	-
	b) total outstanding dues of creditors other than micro enterprises and small enterprises	22,740	-
	(iv) Other current financial liabilities	22,855	1
	(b) Other current liabilities	1,111	-
	(c) Provisions	1,232	-
	(d) Current tax liabilities (net)	262	-
	Sub-total	1,63,433	1
	Total equity & liabilities	5,42,724	1


(*) Amount is less than Rs 1 Lakh



UNAUDITED STANDALONE STATEMENT OF CASH FLOWS FOR THE HALF YEAR ENDED 30th SEPTEMBER, 2019

(Rs.in Lakhs)

Particulars		Period ended 30th September, 2019
A	Cash flow from operating activities	
	Profit for the period	12,840
	Adjustments for :	
	Tax expense	2,877
	Depreciation and amortisation expense	8,743
	Gain on retirement /disposal of property, plant and equipment (net)	(3)
	Allowance for doubtful trade receivables and expected credit losses (net of reversal)	134
	Amounts written-off	200
	Unrealised foreign exchange (gain)/loss (net)	(397)
	Unrealised MTM (gain)/loss on financial assets and derivatives	(191)
	Income in respect of investing activities	2,921
	Finance costs	4,190
	Operating profit before working capital changes	31,314
	Movements in working capital:	
	Increase/(decrease) in provisions	407
	Increase/(decrease) in trade payables	913
	Increase /(decrease) in other financial liabilities	4,718
	Increase /(decrease) in other liabilities	1
	(Increase)/decrease in loans	305
	(Increase)/decrease in inventories	(1,745)
	(Increase)/decrease in trade receivables	692
	(Increase)/decrease in other financial assets	(392)
	(Increase)/decrease in other assets	920
	Cash generated from operations	37,133



	Income-tax paid (net)	(3,203)
	Net cash generated from operating activities	33,930
B	Cash flow from investing activities	
	Purchase of property, plant and equipment (including changes in capital work in progress and capital creditors/capital advances)	(72,434)
	Proceeds from disposal of property, plant and equipment	4
	Purchase of other investments	(6,847)
	Redemption/sale of investments	5,002
	Inter-corporate deposits/loans given	(4)
	Inter-corporate deposits/loans received back	225
	Interest and dividend received	(455)
	Movement in other bank balances	1
	Net cash used in investing activities	(74,508)
C	Cash flow from financing activities	
	Repayment of non-current borrowings	(3,093)
	Proceeds from/(repayment of) current borrowings (net)	45,712
	Finance lease payment	(57)
	Finance costs	(4,074)
	Net cash generated from financing activities	38,488
	Net increase/(decrease) in cash and cash equivalents	(2,090)
	Cash and cash equivalents as at the beginning of the period	1
	Cash and cash equivalents received pursuant to Demerger scheme	3,123
	Cash and cash equivalents as at the end of the period	1,034

Note: The above Statement of Cash Flows has been prepared in accordance with 'Indirect Method' as set out in Ind AS 7: Statement of Cash Flows



Notes:

1. The above results were reviewed by the Audit Committee and were thereafter approved by the Board of Directors at its meeting held on 14th November, 2019. The same have been subjected to Limited Review by the Statutory Auditors and they have issued unmodified review report.
2. The Scheme of Arrangement between Gujarat Fluorochemicals Limited, now known as GFL Limited ("GFL1") and Inox Fluorochemicals Limited, now known as Gujarat Fluorochemicals Limited ("GFL2") and their respective shareholders under Sections 230 to 232 of the Companies Act, 2013 and all other applicable provisions of the Companies Act, 2013 ("the Scheme") for the demerger of Chemical Business Undertaking from GFL1 to GFL2 was approved by Honourable National Company Law Tribunal, Ahmedabad Bench on 4th July 2019. The said NCLT Order was filed by both the Companies with the Registrar of Companies on 16th July, 2019 i.e. making the Scheme operative. Accordingly, all the assets and liabilities pertaining to the Chemical Business Undertaking stand transferred and vested into GFL 2 from its Appointed Date i.e. 1st April 2019. The Company is in the process of giving effect to this transfer. All the shareholders of GFL1 are allotted one fully paid-up equity share of Re. 1 each in GFL2, for every one fully paid-up equity share of Re. 1 each held by them in GFL1. The equity shares of GFL2 are listed on BSE and NSE on 16th October 2019. Now, shares of GFL1 and GFL2 are separately listed in both the stock exchanges. The demerger is accounted in accordance with Ind AS 103: Business Combinations.
3. The 'exceptional item' in the above results represent expenses on demerger.
4. The Company was incorporated on 6th December, 2018 and hence there are no corresponding comparative figures for the period ended 30th September, 2018.
5. After recording the assets and liabilities, acquired on demerger, at book values, the Company has reassessed and recomputed the deferred tax assets/liabilities which has resulted in increase in deferred tax liability by Rs. 2,591 lakhs. Further, on receipt of ITAT orders during the quarter ended 30th June 2019, the Company was entitled to incremental tax benefit of Rs. 5,833 lakhs for earlier periods in respect of the demerged Chemical Business Undertaking. The net impact is shown as 'tax pertaining to earlier periods' in the above results.
6. The Ministry of Corporate Affairs (MCA) has notified Ind AS 116 "Leases", which is effective for accounting periods beginning on or after 1 April, 2019. The Company has transitioned to Ind AS 116 with effect from 1st April, 2019 using 'modified retrospective approach'. Under this approach, the Group has recognized lease liability measured at the present value of the remaining lease payments, discounted at its incremental borrowing rate the date of initial application and the right of use assets at an amount equal to the lease liability. Further, the comparatives for the previous periods are not required to be restated. The adoption of this Ind AS does not have significant impact on the profit after tax for the current periods.
7. The Company has a single operating segment viz. 'Chemicals'.



behalf of the Board of Directors
for Gujarat Fluorochemicals Limited

VIVEK JAIN

Managing Director

Place: Noida

Date: 14th November, 2019