



26th July, 2023

BSE Limited

Corporate Relationship Department,
1st Floor, New Trading Ring,
Rotunda Building, P J Towers,
Dalal Street, Fort, Mumbai - 400 001
Ph. 022 - 2272 3121, 2037, 2041,
Email: corp.relations@bseindia.com
Security Code No.: 532508

National Stock Exchange of India Ltd.

Exchange Plaza, 5th Floor,
Plot no. C/1, G Block
Bandra-Kurla Complex, Bandra (E),
Mumbai-400051
Ph. 022 -2659 8237, 8238, 8347, 8348
Email: cmlist@nse.co.in
Security Code No. : JSL

Sub.: Intimation pursuant to Regulation 30 of SEBI (Listing Obligations and Disclosure Requirements) Regulations, 2015 - Earning Presentation.

Dear Sir,

Pursuant to Regulation 30 of the Securities and Exchange Board of India (Listing Obligations and Disclosure Requirements) Regulations, 2015, we are enclosing herewith the Q1FY24 earnings presentation of Jindal Stainless Limited ("the Company"). The same is also being uploaded on the website of the Company- www.jindalstainless.com.

Further, as informed earlier, the Company's Q1FY24 earnings call is being organised by PhillipCapital (India) Private Limited with the investors and analysts on Thursday, July 27, 2023 at 04:00 P.M. (IST).

Please take the above information on record.

Thanking you.

For Jindal Stainless Limited

Navneet Raghuvanshi
Head-Legal & Company Secretary



Encl.: as above

Jindal Stainless Limited

CIN: L26922HR1980PLC010901

Gurugram Office: Stainless Centre, Plot No.- 50, Sector - 32, Gurugram - 122001, Haryana, India

T: +91 124 449 4100 **E:** info@jindalstainless.com **Website:** www.jindalstainless.com

Registered Office: O.P. Jindal Marg, Hisar - 125005, Haryana, India

Corporate Office: Jindal Centre, 12 Bhikaji Cama Place, New Delhi - 110066, India

T: +91 011-26188345, 41462000, 61462000



JINDAL STAINLESS LTD

Q1 FY24
Earnings Presentation

July 26, 2023



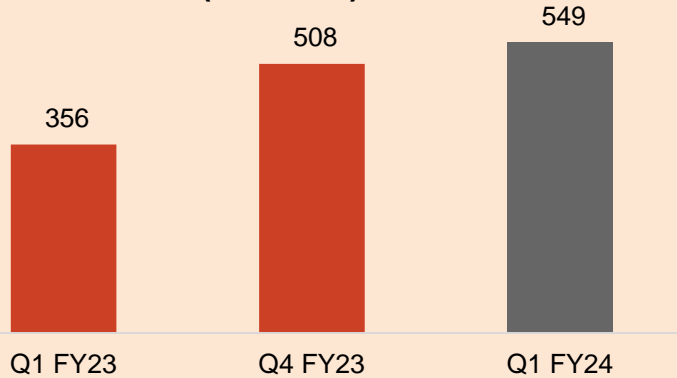
Disclaimer

This presentation and the accompanying slides (the “Presentation”), which has been prepared by Jindal Stainless Limited (referred to “respective company (ies)”) for this joint earning presentation, are purely for information purposes only and is not, and is not intended to be, an offer, or solicitation of offer, or invitation or recommendation or advise to buy or sell or deal with any securities of the company, and shall not constitute an offer, solicitation or invitation or recommendation or advise to buy or sell or deal with any securities of the respective Company in any jurisdiction in which such offer, solicitation or invitation or recommendation or advise is unlawful or in contravention of applicable laws. No part, or all, of this Presentation shall be used or form the basis of, or be relied on or referred to in connection with, any contract or investment decision in relation to any securities of the respective Company. This Presentation is strictly informative and relating to the financial conditions, internal functioning, day to day operations, future events and projections etc. of the Company and this presentation shall not be used or relied upon or referred to in whole or in part, for any purpose whatsoever. The information in this Presentation is being provided by the respective company and is subject to change without any notice or liability. This Presentation has been prepared by the respective company based on information and data which it considers reliable, but it makes no representation or warranty, express or implied, whatsoever, and no reliance shall be placed on, the truth, accuracy, completeness, veracity, fairness, integrity, sufficiency and reasonableness of the contents of this Presentation. This Presentation may not be all inclusive and exhaustive and may not contain all of the information that you may consider material. Any liability in respect of the contents of, or any omission from, this Presentation is expressly excluded. This Presentation contains statements about future events and expectations that are forward-looking statements. These statements typically contain words such as "expects" and "anticipates" and words of similar import. Any statement in this Presentation that is not a statement of historical fact is a forward-looking statement that involves known and unknown risks, uncertainties, contingencies and other factors which may cause our actual results, performance or achievements to be materially different from any future results, performance or achievements expressed or implied by such forward-looking statements. None of the future projections, expectations, estimates or prospects in this Presentation should be taken as forecasts or promises nor should they be taken as implying any indication, assurance or guarantee that the assumptions on which such future projections, expectations, estimates or prospects have been prepared are correct or exhaustive or, in the case of the assumptions, fully stated in the Presentation. The respective Company assume no obligations or responsibility to update the forward-looking statements contained herein to reflect actual results, changes in assumptions or changes in factors affecting these statements. You unconditionally and irrevocable acknowledge and undertake that you will be solely responsible for your own assessment of the market, the market position, the business and financial condition of the respective company and that you will conduct your own analysis and be solely responsible for forming your own view of the potential future performance of the business of the respective company . All the risks, liabilities or consequences arising out of or consequent to the use of or reliance on or reference to this Presentation and/or acting on the basis of the analysis/views formed by you, shall be solely borne by you. This Presentation speaks as of the date mentioned herein. Neither the delivery of this Presentation nor any further discussions of the respective Company with any of the recipients shall, under any circumstances, create any implication that there has been no change in the affairs of the respective company since that date.

Standalone Operational and Financial Performance

Key Financials Highlights

Sales Volume ('000 MT)

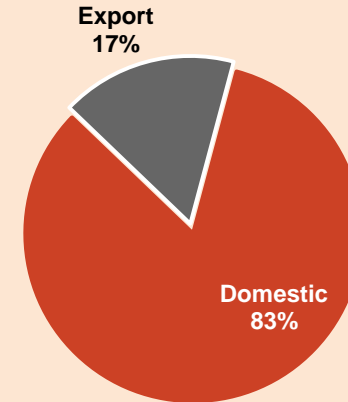


Shift (%)

QoQ: 8%

YoY: 54%

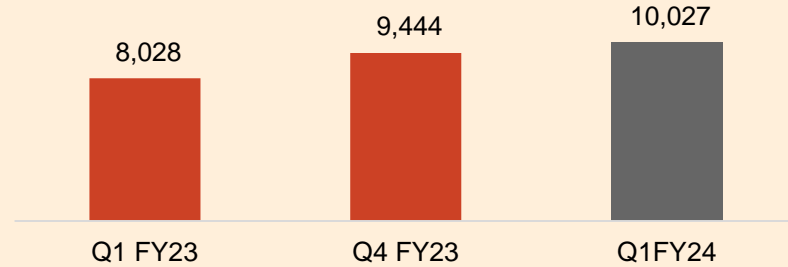
Sales Composition Q1 FY24



Backed by a healthy growth in the domestic market and government push on infrastructure, sales volume grew across diverse segments

Key Financials Highlights

Net Revenue

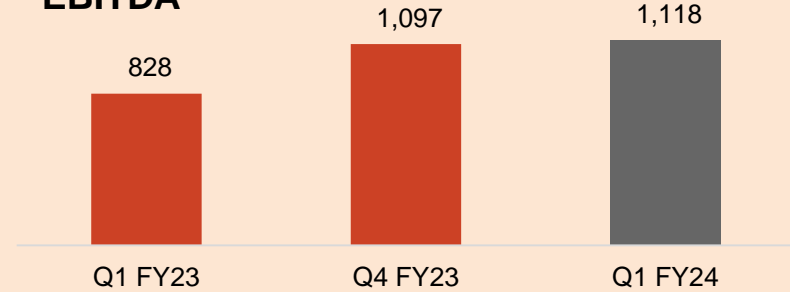


Shift (%)

QoQ: 6%

YoY: 25%

EBITDA

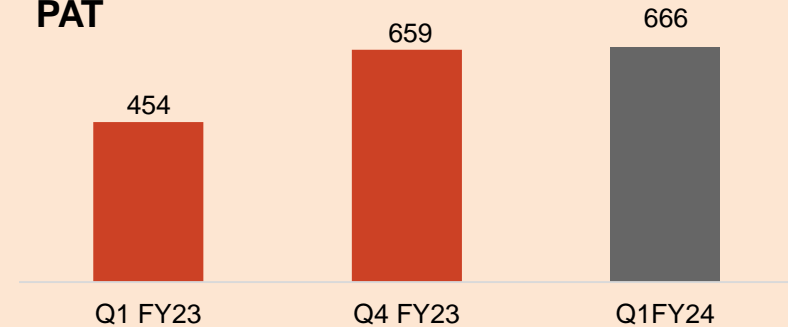


Shift (%)

QoQ: 2%

YoY: 35%

PAT



Shift (%)

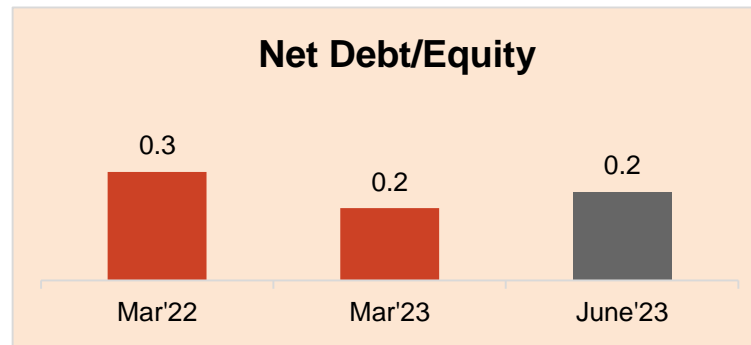
QoQ: 1%

YoY: 47%

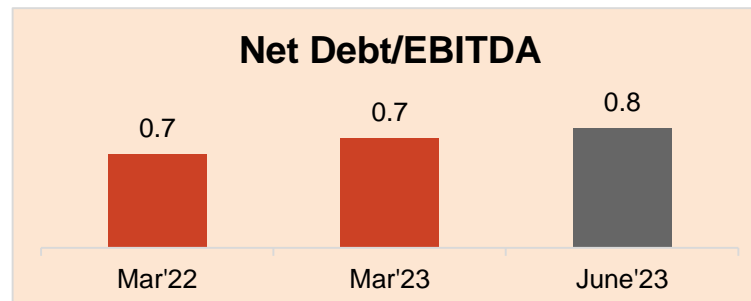
Agile supply chain and a diverse product portfolio enabled to capitalize on the developing market situation throughout the quarter

Debt Position & Key Ratios

Borrowings (Standalone) (INR crore)	As on June 2023	As on March 2023	As on March 2022
Debt			
Long term debt	2,988	3,012	2,685
Short term debt	489	477	714
Total Debt	3,476	3,489	3,400
Cash & Bank balances	520	898	220
Net Debt	2,956	2,591	3,179




Borrowings (Subsidiaries) (INR crore)	As on June 2023	As on March 2023	As on March 2022
Long-Term Debt	91	80	116
Short-Term Debt	356	333	454
Total	448	412	570
Cash & Bank balances	37	32	36
Net Debt	411	380	534



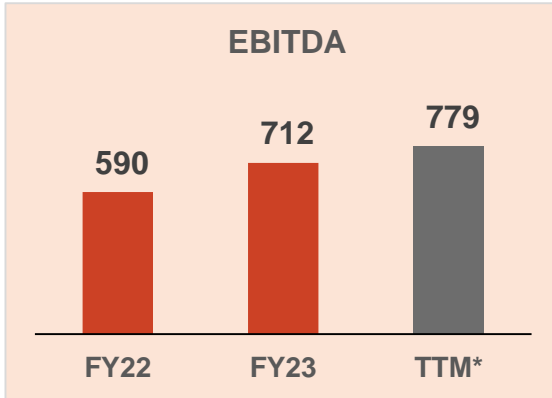
Long term debt ratings of AA- (Positive Outlook) & short term debt ratings of A1+

JUSL Acquisition Update

- JSL on July 20, 2023 completed the acquisition of Jindal United Steel Limited (JUSL). Earlier, JSL held 26% stake in JUSL; it has now acquired the remaining 74% equity stake for a cash consideration of INR 958 crores. The transaction makes JUSL a 100% owned subsidiary of JSL.
- JUSL has been operating the Hot Strip Mill (HSM) of 1.6 MTPA capacity, and is undergoing expansion up to 3.2 MTPA. It is also operating Cold Rolling Mill (CRM) of 0.2 MTPA capacity.
- This acquisition would result in improved synergies between both the companies and a preferred governance structure, thereby enhancing value for all stakeholders.

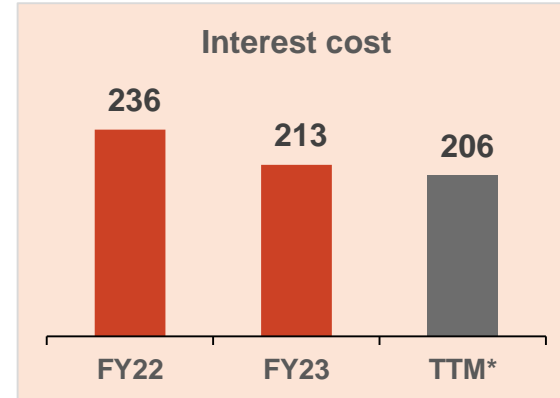


JUSL Performance



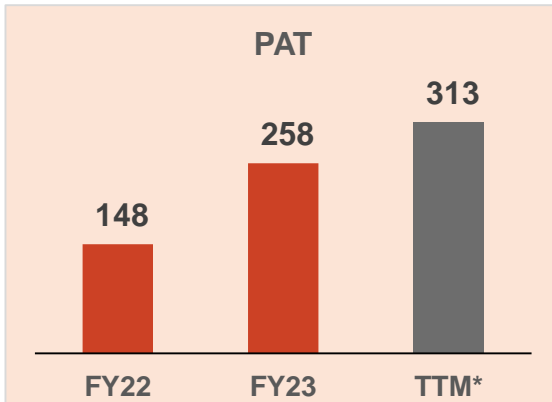
Shift (%)

YoY: 9%



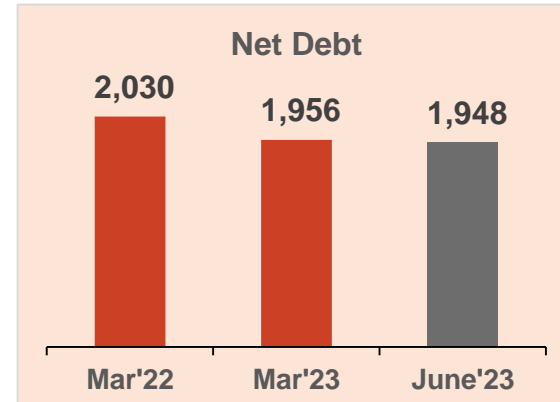
Shift (%)

YoY: (3)%



Shift (%)

YoY: 21%



Shift (%)

YoY: (0.4)%

Process Industry

- Positive outlook owing to enhanced project activities in Petrochemical, Water treatment and Nuclear segments

Railways – wagons, coaches, metros

- Demand for wagons same as previous quarter. Outlook remains positive
- Focus on passenger and Metro coaches continue to support demand

Infrastructure

- Robust economic activities in infrastructure supported demand; Outlook remains positive with strong growth potential in structural applications
- Lifts and elevators demand slightly sluggish, expected to pick in Q2

Automobiles

- Demand continues owing to pre-festive production increase

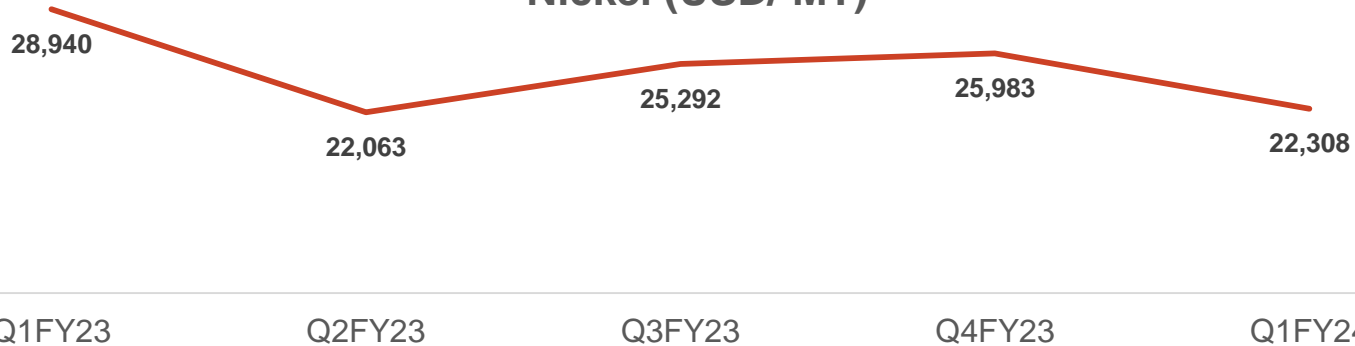
Pipes & Tubes

- Demand Normalized
- Stable market sentiments expected going ahead



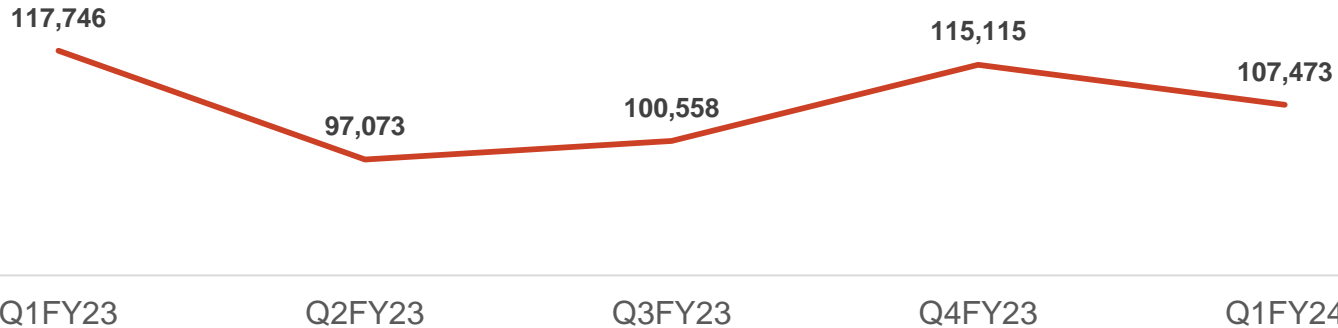
Key Raw Materials- Price trend

Nickel (USD/ MT)



Note: Average quarterly prices; Source: LME

Ferrochrome (INR/ MT)



Note: Average quarterly prices; Source: Steel Mint

Annexure



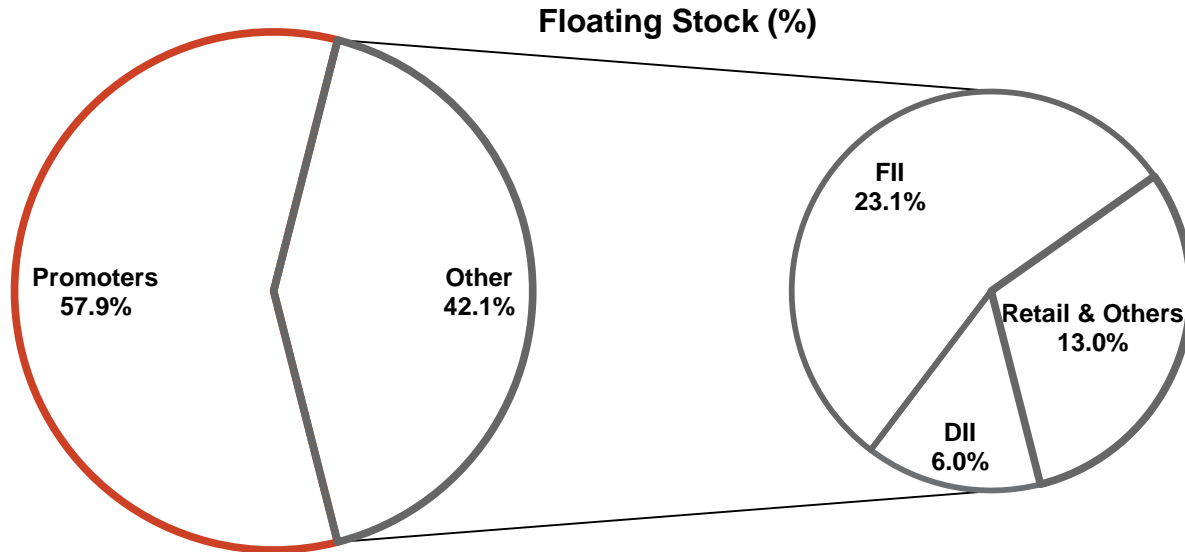
Abridged P&L Statement (Standalone)

Particular (Rs. crore)	Q1FY24	Q1FY23	YoY	Q4FY23	QoQ
			Change (%)		Change (%)
Revenue from operations	10,027	8,028	25%	9,444	6%
Total Expenditure	8,910	7,201	24%	8,347	7%
<i>EBITDA</i>	1,118	828	35%	1,097	2%
<i>EBITDA/ton</i>	20,375	23,264	(12%)	21,610	(6%)
<i>EBITDA margin (%)</i>	11.1%	10.3%	84 bps	11.6%	(47) bps
Other Income	44	19	132%	32	37%
Finance Cost	93	72	29%	75	24%
Depreciation	174	167	5%	169	3%
PBT	895	609	47%	886	1%
Tax	230	155	48%	227	1%
PAT	666	454	47%	659	1%
<i>PAT margin (%)</i>	6.6%	5.6%	99 bps	7.0%	(34) bps
EPS (Diluted) in INR	8.1	5.5	47%	8.0	1%

Abridged P&L Statement(Consolidated)

Particular (Rs. crore)	Q1FY24	Q1FY23	YoY	Q4FY23	QoQ
			Change (%)		Change (%)
Revenue from operations	10,184	8,119	25%	9,765	4%
Total Expenditure	8,992	7,229	24%	8,621	4%
EBITDA	1,192	889	34%	1,144	4%
<i>EBITDA margin (%)</i>	11.7%	11.0%	76 bps	11.7%	(1) bps
Other Income	43	24	81%	38	14%
Finance Cost	100	79	26%	83	20%
Depreciation	188	179	5%	181	4%
Share of profit of investments gain/(loss)	33	26	23%	40	(18%)
PBT	981	682	44%	957	2%
Tax	243	174	40%	241	1%
<i>PAT</i>	738	508	45%	716	3%
<i>PAT margin (%)</i>	7.2%	6.3%	99 bps	7.3%	(9) bps
EPS (Diluted) in INR	9.1	6.0	50%	9.3	(3%)

Shareholding Pattern



Contact Us

About Us:

India's leading stainless steel manufacturer, Jindal Stainless, has an annual turnover of INR 35,700 crore (US \$4.30 billion) in FY23, and is ramping up its facilities to reach 2.9 million tonnes of annual melt capacity in FY24. It has two stainless steel manufacturing facilities in India, in the states of Odisha and Haryana, and an overseas unit in Indonesia — this unit serves the markets of South-East Asia and nearby regions. Jindal Stainless has a worldwide network in 15 countries and one service center in Spain. In India, there are 10 sales offices and six service centers. The Company's product range includes stainless steel slabs, blooms, coils, plates, sheets, precision strips, blade steel, and coin blanks.

Integrated operations have given Jindal Stainless the edge in cost competitiveness and operational efficiency, making it one of the world's top five stainless steel players (ex-China). Founded in 1970, Jindal Stainless continues to be inspired by a vision for innovation and enriching lives and is committed to social responsibility. The Company boasts of an excellent workforce, value-driven business operations, customer centricity and the best safety practices in the industry.

JSL remains committed to a greener, sustainable future, fuelled by environmental responsibility. The company manufactures stainless steel using scrap in an electric arc furnace, the least greenhouse gas emission route since it enables 100% recyclability with no reduction in quality, thereby achieving a circular economy. The company aims to reduce carbon emission intensity by 50% until FY 2035 (from FY 2022 baseline levels of 1.91 tonnes CO₂/tonnes of crude steel) and achieve Net Zero by 2050.

Shreya Sharma

Head – Investor Relations

shreya.sharma@jindalstainless.com

Kapil Joshi

Manager – Investor Relations

Kapil.joshi@jindalstainless.com

Jindal Stainless Limited

Tel: +91 11 4146 2222



Thank You