

May 26, 2023

To:

BSE Limited
Corporate Relationship Department
PJ towers,
Dhalal Street,
Mumbai -400001
BSE SCRIP CODE: 543896

To:

The Manager
Listing Department
The National Stock Exchange of India Limited
“Exchange Plaza”, Bandra – Kurla Complex,
Bandra (EAST),
Mumbai – 400051
NSE Symbol: AVALON

Sirs,

Sub: -

Refer Regulation 33 of SEBI (Listing Obligations and Disclosures Requirements) Regulations 2015.

Please find enclosed Audited Standalone and Consolidated Financial Results for the Financial Year ended March 31, 2023, as per the regulation 33 of the SEBI (LODR) Regulations 2015.

You are requested to kindly take the above on records.

Yours sincerely,

For **AVALON TECHNOLOGIES LIMITED**

RAJESH V

Digitally signed by RAJESH V
DN: c=IN, o=PERSONAL, title=8040,
pseudonym=03fac29664a889b6dadc5ce1b640fac02a6cfe295c
e19100623e64e479c7ce25, postalCode=600048, st=Tamil
Nadu,
serialNumber=09c52829559850a0e0e0b019b5b69e12ac9f57e
1ba02e4425467912205799e, cn=RAJESH V
Date: 2023.05.26 21:39:22 +05'30'

Name of the Person: Dr. V. Rajesh

Designation: Company Secretary

Membership Number: F9213

Avalon Technologies Limited

(Formerly Avalon Technologies Private Limited)

Corporate Identification Number: U30007TN1999PLC043479

Reg. Office 'TPI Block' B7, First Main Road, MEPZ-SEZ, Tambaram, Chennai 600 045

T +91 44 4222 0400 | F +91 44 2262 0097 | E corp@avalontec.com

www.avalontec.com

STATEMENT OF CONSOLIDATED FINANCIAL RESULTS FOR THE QUARTER AND YEAR ENDED MARCH 31, 2023

(Rs. in Millions)

S.No	Particulars	For the Quarter Ended			For the Year Ended	
		31 Mar'23	31 Dec'22	31 Mar'22	31 Mar'23	31 Mar'22
		Refer Note 6	Refer Note 6	Refer Note 6	Audited	Audited
I	Revenue from Operations	2,718.03	2,326.92	2,097.46	9,447.19	8,407.18
II	Other Income	37.64	12.26	34.38	143.50	109.32
III	Total Income (I+II)	2,755.67	2,339.18	2,131.84	9,590.69	8,516.50
IV	Expenses:					
	Cost of raw materials consumed	1,762.88	1,566.80	1,389.65	6,238.40	5,608.04
	Purchases of Stock-in-Trade	-	-	-	-	-
	Changes in Inventories of finished goods, work-in-progress and stock in trade	(63.02)	(49.64)	(22.39)	(171.14)	(66.71)
	Employee benefit expenses	426.65	410.71	333.70	1,605.45	1,313.53
	Finance costs	95.13	85.71	82.82	347.92	248.47
	Depreciation and amortisation expenses	51.89	50.36	48.16	196.55	180.02
	Other expenses	180.41	197.01	160.56	646.58	576.83
	Total Expenses	2,453.94	2,260.95	1,992.50	8,863.76	7,860.18
V	Profit before tax (Before Exceptional items) (III-IV)	301.73	78.23	139.34	726.93	656.32
VI	Exceptional items (Refer Note 10)	-	-	-	-	199.90
VII	Profit before tax (After Exceptional items) (V-VI)	301.73	78.23	139.34	726.93	856.22
VIII	Tax Expense:					
	(1) Current Tax	70.50	33.15	29.92	160.30	138.72
	(2) Tax of earlier years	-	-	(16.13)	-	(16.13)
	(3) Deferred Tax	4.15	(12.25)	19.00	41.60	59.05
		74.65	20.90	32.79	201.90	181.64
IX	Profit for the period / year (VII - VIII)	227.08	57.33	106.55	525.03	674.58
X	Other Comprehensive Income					
	A. i) Items that will not be reclassified to profit or loss					
	a) Remeasurements of the defined benefit plans - Gratuity	(4.57)	1.15	1.06	(6.80)	5.02
	ii) Income tax expense on remeasurement benefit/(loss) of defined benefit plans	1.26	(0.35)	(0.30)	1.81	(1.41)
	B. i) Items that may be reclassified to profit or loss					
	a) Exchange differences in translating the financial statements of foreign operations	6.32	(14.47)	(16.26)	(72.03)	(27.45)
	Total other comprehensive income A(i+ii) + B(i)	3.01	(13.67)	(15.50)	(77.02)	(23.84)
XI	Total Comprehensive Income for the period / year (IX+X)	230.09	43.66	91.05	448.01	650.74
XII	Profit for the period / year					
	Attributable to:					
	Equity holders of the parent	227.08	57.33	105.32	525.03	632.08
	Non-controlling interests	-	-	1.23	-	42.50
XIII	Other comprehensive income/(loss) for the period / year					
	Attributable to:					
	Equity holders of the parent	3.01	(13.67)	(14.42)	(77.02)	(19.28)
	Non-controlling interests	-	-	(1.08)	-	(4.56)
XIV	Total comprehensive income for the period / year					
	Attributable to:					
	Equity holders of the parent	230.09	43.66	90.90	448.01	612.80
	Non-controlling interests	-	-	0.15	-	37.94
XV	Paid up Equity Share Capital (Nominal Value of Rs. 2 each)	115.91	113.36	15.97	115.91	15.97
XVI	Other Equity				5,254.28	871.87
XVII	Earnings Per Equity Share (Nominal value per share ₹ 2/-) (Not annualised)					
	(a) Basic (In ₹)	3.96	1.01	1.88	9.27	11.31
	(b) Diluted (In ₹)	3.82	0.98	1.88	9.08	11.31

Notes:

1. STATEMENT OF CONSOLIDATED ASSETS AND LIABILITIES

(Rs. In Millions)

S.No	Particulars	As at	As at
		March 31, 2023	March 31, 2022
		Audited	Audited
A.	ASSETS		
	Non-Current Assets		
	(a) Property, plant and equipment	908.72	892.01
	(b) Capital Work in Progress	152.78	19.65
	(c) Right-of-Use assets	342.16	243.94
	(d) Intangible Assets	24.46	6.28
	(e) Financial Assets		
	(i) Other financial assets	53.18	52.80
	(f) Deferred Tax Asset (Net)	130.34	158.58
	(g) Tax assets (Net)	23.25	17.32
	(h) Other Non Current Assets	31.66	0.84
	Total non-current assets	1,666.55	1,391.42
	Current Assets		
	(a) Inventories	3,178.99	2,330.22
	(b) Financial Assets		
	(i) Trade Receivables	2,062.01	1,773.73
	(ii) Cash and Cash Equivalents (Refer Note 11)	4,219.03	77.59
	(iii) Bank Balances other than (ii) above	3.45	23.80
	(iv) Other Financial Assets	37.66	13.18
	(c) Other Current Assets	635.46	284.34
	Total current assets	10,136.60	4,502.86
	TOTAL ASSETS	11,803.15	5,894.28
B.	EQUITY AND LIABILITIES		
	Equity		
	(a) Equity Share Capital	115.91	15.97
	(b) Other Equity	5,254.28	871.87
	Total equity	5,370.19	887.84
	Liabilities		
	Non-Current Liabilities		
	(a) Financial Liabilities		
	(i) Borrowings	655.95	741.83
	(ii) Lease Liabilities	292.07	168.74
	(iii) Other Financial Liabilities	9.88	19.65
	(b) Provisions	114.12	86.08
	Total non-current liabilities	1,072.02	1,016.30
	Current Liabilities		
	(a) Financial Liabilities		
	(i) Borrowings	2,406.70	2,198.70
	(ii) Lease Liabilities	65.01	65.96
	(iii) Trade Payables		
	(a) Micro and small enterprises	16.61	11.89
	(b) Others	1,401.12	1,173.01
	(iv) Other Financial Liabilities	907.85	126.89
	(b) Other Current Liabilities	528.53	359.26
	(c) Provisions	15.71	11.13
	(d) Current tax Liabilities (Net)	19.41	43.30
	Total current liabilities	5,360.94	3,990.14
	Total Liabilities	6,432.96	5,006.44
	TOTAL EQUITY AND LIABILITIES	11,803.15	5,894.28

Avalon Technologies limited
(formerly known as Avalon Technologies Private Limited)
CIN:U30007TN1999PLC043479

Registered Office: B-7 First Main Road, MEPZ-SEZ, Tambaram, Chennai - 600045, Tamil Nadu, India
Visit us at <https://www.avalontec.com>

Notes:

2. CONSOLIDATED STATEMENT OF CASH FLOWS

(Rs. In Millions)

S.No	Particulars	As at	As at
		March 31, 2023	March 31, 2022
		Audited	Audited
A	<u>Cash flow from operating activities</u>		
	Net Profit before tax and Extraordinary items	726.93	856.22
	Adjustments for :		
	Finance costs recognised in profit or loss	244.37	209.06
	Interest Income recognised in profit or loss	(3.61)	(5.01)
	(Gain)/ Loss on disposal of property, plant and equipment	(0.35)	(0.80)
	Allowance for Expected Credit Loss	14.05	15.99
	Depreciation and Amortisation	196.55	180.02
	Provision for Gratuity	1.04	(1.96)
	Provision for Leave Encashment	(0.15)	(3.88)
	Preference Dividend	33.19	34.29
	Loan Forgiveness - Payroll Protection Program	-	(199.90)
	Loan Forgiveness - Other Debt	(79.20)	(8.94)
	Amounts no longer payable written back	(19.51)	(12.60)
	Employee Share based Payment	2.97	-
	Net foreign exchange (gain) / loss - Unrealised	64.76	24.53
		1,181.04	1,087.02
	Movements in working capital :		
	(Increase) / decrease in trade and other receivables	(242.72)	63.50
	(Increase) / decrease in inventories	(861.73)	(812.47)
	(Increase) / decrease in other assets	(219.50)	(105.65)
	Increase / (decrease) in trade payables	168.07	10.69
	Increase / (decrease) in provisions	26.53	18.02
	Increase / (decrease) in other liabilities	4.12	20.70
	Cash generated from operations	55.80	281.81
	Income Tax paid	(189.16)	(125.24)
	Net cash generated/(used) by operating activities (A)	(133.36)	156.57
B	<u>Cash flow from investing activities</u>		
	(Acquisition)/ Proceeds from Sale of Property, Plant & Equipment	(272.96)	(177.41)
	Interest received	2.30	4.73
	Payments for Acquisition of Investments in Subsidiaries	(0.00)	(11.00)
	Net cash used in investing activities (B)	(270.66)	(183.68)
C	<u>Cash flow from financing activities</u>		
	Proceeds from issue of Equity shares	798.24	-
	Receipt of Share Application Money from Anchor Investors	4,016.28	-
	Buyback of Common Stock	-	(56.62)
	Buyback of Preferred Stock	-	(11.18)
	Dividends paid on preference shares	(36.69)	(37.79)
	Proceeds from Non-Current borrowings	242.92	377.24
	Repayment of Non-Current borrowings	54.23	(107.69)
	Proceeds from / (Repayment) of Current borrowings	(169.35)	(111.24)
	Repayment of Lease liability	(80.09)	(72.13)
	Refund of share application money	-	(0.01)
	Interest paid	(283.18)	(188.94)
	Net cash (used in)/generated by financing activities (C)	4,542.37	(208.35)
	Add: Effects of exchange differences on restatement of foreign currency cash and cash equivalents (D)	3.09	(0.33)
	Net Increase/(Decrease) in cash and cash equivalents (A)+(B)+(C)+(D)	4,141.44	(235.79)
	<u>Net increase in cash and cash equivalents</u>		
	Cash and cash equivalents at the beginning of the year	77.59	313.38
	Cash and Cash equivalents at the end of the year	4,219.03	77.59

Avalon Technologies Limited
(formerly known as Avalon Technologies Private Limited)

CIN: U30007TN1999PLC043479

Registered Office: B-7 First Main Road, MEPZ-SEZ, Tambaram, Chennai - 600045, Tamil Nadu, India

visit us at <https://www.avalontec.com>

Notes to Statement of Consolidated financial results for the quarter and year ended March 31, 2023

Notes:

- 3 Subsequent to the year end, Avalon Technologies Limited ("the Company") has completed the Initial Public Offering of 19,839,446 equity shares of face value of ₹2 each at an issue price of ₹436 per equity share, consisting of a fresh issue of 7,339,449 equity shares aggregating to ₹3,200 Million and an offer for sale of 12,499,997 equity shares aggregating to ₹5,450 Million. The equity shares of the Company were listed on National Stock Exchange of India Limited (NSE) and BSE Limited (BSE) w.e.f April 18, 2023.

Accordingly, the above Statement of Consolidated Financial Results for the quarter and year ended March 31, 2023 ("the Statement") are drawn up for the first time in accordance with the requirements of Regulation 33 of the SEBI (Listing Obligations and Disclosure Requirements) Regulations 2015, ("the Listing Regulations") as amended.

- 4 The Company has adopted Indian Accounting Standards from the year ended March 31, 2023 with the date of transition as April 1, 2021. Accordingly, the above financial results have been prepared in accordance with the recognition and measurement principles laid down in Indian Accounting Standards ("Ind AS"), prescribed under Section 133 of the Companies Act, 2013 and other accounting principles generally accepted in India and in compliance with Regulation 33 of Listing Regulations.
- 5 The above financial results have been reviewed by the Audit Committee and approved by the Board of Directors at their respective meetings held on May 26, 2023. The Auditors have carried out an audit of the results for the year ended March 31, 2023 and has issued an unmodified opinion thereon.
- 6 (a) The Consolidated Financial Results for the quarters ended March 31 2023 and March 31 2022 is the balancing figure between the audited figures in respect of the full financial year and the unpublished year to date figures up to the third quarter of the respective financial year, which has not been subject to an audit or review by the Statutory Auditors. Further, the Consolidated Financial Results for the quarter ended December 31, 2022 has also not been subject to an audit or review by the Statutory Auditors. However, the management has exercised necessary diligence to ensure that the financial results for these periods provide a true and fair view of the Company's affairs.

(b) The Consolidated Financial Results for the year ended March 31, 2022, has been prepared by the management of the Company by following the mandatory exceptions and optional exemptions available as per Ind AS 101 for the transition date of 1st April 2021 and after making suitable adjustments in respect of recognition and measurement principles based on the respective audited Consolidated financial statements as at and for the year ended March 31, 2022 which were prepared in accordance with the Indian GAAP and approved by the Board of Directors.

- 7 The Consolidated Financial Results of the Company and its subsidiaries (the Company and its subsidiaries collectively referred to as 'the Group') includes results of the following entities.

Name of the Entity	Relationship
Avalon Technologies Limited	Holding Company
Avalon Technology and Services Private Limited, India	Wholly Owned Subsidiary
Sienna Ecad Technologies Private Limited, India	
ABV Electronics, Inc. (D/B/A Sienna Corporation), United States of America	

- 8 The Group operates in only one reportable business segment i.e. providing Electronics Manufacturing Services (EMS) with capabilities in printed circuit board assembly, custom cable and wire harnesses, etc., as determined by the chief operating decision maker, in accordance with Ind AS 108 "Operating Segments".

Avalon Technologies Limited
(formerly known as Avalon Technologies Private Limited)

CIN: U30007TN1999PLC043479

Registered Office: B-7 First Main Road, MEPZ-SEZ, Tambaram, Chennai - 600045, Tamil Nadu, India

visit us at <https://www.avalontec.com>

Notes to Statement of Consolidated financial results for the quarter and year ended March 31, 2023

- 9 (a) The Shareholders in their extra-ordinary general meeting of the Company held on June 27, 2022 approved sub-division of each fully paid up equity share of nominal value of ₹100/- , into fifty equity shares having a face value of ₹2/- each. As a result of the same, the issued share capital has changed from 1,59,667 Equity Shares of ₹100/- each to 79,83,350 Equity Shares of ₹2/- each. Consequently, the Authorised Share Capital of the Company is changed to ₹220 millions divided into 8,50,00,000 Equity Shares of ₹2 each and 5,00,000 Preference Shares of ₹100/-each.
- (b) As per recommendation of the Board of Directors in their meeting held on June 24, 2022 and approval of the shareholders dated June 27, 2022 the Company has issued 4,79,00,100 bonus equity shares of face value of ₹ 2/- each in ratio of 6:1 (i.e. 6 Bonus Shares for every 1 Equity Share), which were allotted to the shareholders on June 27, 2022. Consequently, the issued, subscribed and paid-up share capital has increased to ₹111.76 millions comprising of 5,58,83,450 equity shares of face value of ₹ 2/- each.
- As required under Ind AS 33 "Earnings per share" the effect of sub-division [(a) above] and bonus issue [(b) above] has been adjusted retrospectively for the purpose of computing earnings per share for all the periods presented.
- (c) Pursuant to the resolution passed in the extra-ordinary general meeting of the company held on February 8, 2023, 350,000 convertible preference shares of ₹100/- each has been converted into 97,796 equity shares of ₹ 2/- each.
- (d) The Company has also completed two pre-IPO placements during the year aggregating to ₹1,600 Million, consisting of ₹800 million of primary issuance and Rs 800 million of secondary share sales. The first pre-IPO issue consisted of 7,98,339 Equity shares of ₹2 each at ₹375.78 per share and the second pre-IPO issue consisted of 11,73,543 Equity shares of ₹2 each at ₹426.06 per share.
- 10 Exceptional item for the year ended March 31, 2022, represents the amount of loan forgiveness recognised by the company's subsidiary in USA in respect of the Pay check Protection Program loans availed by it during the FY 20-21 under the new federal program designed to support small businesses during the Covid 19 pandemic. The company's subsidiary had utilised the loan proceeds for eligible purposes and based on its application, the loans were approved for total forgiveness by the relevant authorities.
- 11 Cash and Cash Equivalents includes ₹ 4,016.28 Million being the amount received from Anchor investors in connection with the IPO that was held in escrow account as at the year end, as required under the extant SEBI Regulations in this regard.
- 12 Reconciliation of net profit and equity between financial results as per Ind AS and as previously reported under 'Previous GAAP' as at March 31, 2022 and for quarter/ year then ended are as under;

Reconciliation of total equity between previous GAAP and Ind AS

Particulars	As at March 31, 2022
Total equity (shareholders' funds) under previous GAAP	2,953.39
Ind AS Adjustments	
Allowance for Expected Credit Loss on Trade Receivables	(2.96)
Accounting for Leases as per Ind AS 116	(18.02)
Measurement of Financial Liabilities at Amortised Cost	0.22
Measurement of Financial Assets at amortised cost	3.93
Reclassification of Preference Share Capital	(387.46)
Deferred Tax Adjustments on the above (net)	6.84
Impact of errors/ prior period errors:	
- Valuation of Inventory	(90.03)
- Income tax for earlier years	16.16
Impact of Common Control Business Combination:	
- Net Impact of Reserves and surplus as per IGAAP of subsidiaries consolidated in the respective heads other equity in accordance with pooling of interest method including restatement of prior periods under common control business combination	(1,549.43)
- Net Impact of elimination of unrealised profit on intra group inventory movement restated in prior periods under common control business combination	(17.36)
- Net Impact of foreign currency translation reserve recognised in respect of foreign subsidiary, restated in prior periods under common control business combination	(27.44)
Total adjustment to equity	(2,065.55)
Total equity under Ind AS	887.84

Avalon Technologies Limited
(formerly known as Avalon Technologies Private Limited)

CIN: U30007TN1999PLC043479

Registered Office: B-7 First Main Road, MEPZ-SEZ, Tambaram, Chennai - 600045, Tamil Nadu, India

visit us at <https://www.avalontec.com>

Notes to Statement of Consolidated financial results for the quarter and year ended March 31, 2023

Reconciliation of total comprehensive income

Particulars	Quarter ended March 31, 2022	For the year ended March 31, 2022
	Refer Note 6a	
Profit as per previous GAAP	108.80	435.33
<i>Ind AS Adjustments</i>		
Allowance for Expected Credit Loss on Trade Receivables	0.79	3.16
Accounting for Leases as per Ind AS 116	(4.24)	(15.44)
Measurement of Financial Liabilities at Amortised Cost	(0.09)	(0.48)
Measurement of Financial Assets at amortised cost	0.41	1.45
Reclassification of Preference Dividend	(9.63)	(49.98)
Deferred Tax Adjustments on the above (net)	1.10	2.76
Impact of errors/ prior period errors:		
- Valuation of Inventory	(1.87)	(1.87)
- Income tax for earlier years	16.16	16.16
- Measurement of Deferred Tax Assets/ Liabilities	(15.09)	(15.09)
Impact of Common Control Business Combination:		
- Net Impact of Reserves and surplus as per IGAAP of subsidiaries consolidated in the respective heads other equity in accordance with pooling of interest method including restatement of prior periods under common control business combination	9.20	295.18
- Net Impact of elimination of unrealised profit on intra group inventory movement restated in prior periods under common control business combination	1.76	7.02
- Net Impact of foreign currency translation reserve recognised in respect of foreign subsidiary, restated in prior periods under common control business combination	(16.26)	(27.45)
Total adjustments to P&L	(17.75)	215.41
Total comprehensive income under Ind AS	91.05	650.74

- 13 Number of employee stock options granted and outstanding as at March 31, 2023 is 17,79,750. No options were due for exercise during the quarter and year ended March 31, 2023.
- 14 The previous period figures have been re-grouped wherever necessary to conform to current period's presentation.

For Avalon Technologies Limited

KUNHAM Digitally signed by
KUNHAMED BICHA
ED BICHA Date: 2023.05.26
20:47:01 +05'30'

Kunhamed Bicha
Chairman & Managing Director

Chennai
Dated : May 26, 2023

STATEMENT OF STANDALONE FINANCIAL RESULTS FOR THE QUARTER AND YEAR ENDED MARCH 31, 2023

(Rs. In Millions)

S.No	Particulars	For the Quarter Ended			For the Year Ended	
		31 Mar'23	31 Dec'22	31 Mar'22	31 Mar'23	31 Mar'22
		Refer Note 6	Refer Note 6	Refer Note 6	Audited	Audited
I	Revenue from Operations	1,330.99	1,231.13	1,116.72	4,793.71	4,345.62
II	Other Income	29.46	17.72	9.02	48.84	74.45
III	Total Income (I+II)	1,360.45	1,248.85	1,125.74	4,842.55	4,420.07
IV	Expenses:					
	Cost of raw materials consumed	980.53	943.98	866.74	3,683.19	3,341.83
	Purchases of Stock-in-Trade	-	-	-	-	-
	Changes in Inventories of finished goods, work-in-progress and stock in trade	(54.74)	(30.38)	(3.31)	(131.86)	(31.25)
	Employee benefit expenses	103.93	102.39	87.73	416.50	345.68
	Finance costs	46.23	39.35	25.34	176.43	123.83
	Depreciation and amortisation expenses	13.98	12.41	14.03	48.70	56.56
	Other expenses	72.12	103.41	55.30	265.26	219.04
	Total Expenses	1,162.05	1,171.16	1,045.83	4,458.22	4,055.69
V	Profit before tax (Before Exceptional items) (III-IV)	198.40	77.69	79.91	384.33	364.38
VI	Exceptional items	-	-	-	-	-
VII	Profit before tax (After Exceptional items) (V-VI)	198.40	77.69	79.91	384.33	364.38
VIII	Tax Expense:					
	(1) Current Tax	50.29	19.07	23.27	95.95	106.07
	(2) Tax of earlier years	-	-	(16.13)	-	(16.13)
	(3) Deferred Tax	2.42	0.95	0.54	4.69	2.13
		52.71	20.02	7.68	100.64	92.07
IX	Profit for the period / year (VII - VIII)	145.69	57.67	72.23	283.69	272.31
X	Other Comprehensive Income					
	A. i) Items that will not be reclassified to profit or loss					
	a) Remeasurements of the defined benefit plans - Gratuity	(1.17)	(0.80)	0.60	(3.92)	2.40
	ii) Income tax expense on remeasurement benefit/(loss) of defined benefit plans	0.29	0.20	(0.17)	0.99	(0.70)
	Total other comprehensive income A(i+ii)	(0.88)	(0.60)	0.43	(2.93)	1.70
XI	Total Comprehensive Income for the period / year (IX+X)	144.81	57.07	72.66	280.76	274.01
XII	Paid up Equity share Capital (Nominal Value Rs. 2 each)	115.91	113.36	15.97	115.91	15.97
XIII	Other Equity				6,454.03	2,238.87
XIV	Earnings Per Equity Share (Nominal value per share ₹ 2/-) (Not annualised)					
	(a) Basic (In ₹)	2.51	1.02	1.29	5.00	4.87
	(b) Diluted (In ₹)	2.44	0.99	1.29	4.89	4.87

Avalon Technologies limited
(formerly known as Avalon Technologies Private Limited)
CIN:U30007TN1999PLC043479

Registered Office: B-7 First Main Road, MEPZ-SEZ, Tambaram, Chennai - 600045, Tamil Nadu, India

Visit us at <https://www.avalontec.com>

Notes:

1. STATEMENT OF STANDALONE ASSETS AND LIABILITIES

(Rs. In Millions)

S.No	Particulars	As at	As at
		March 31, 2023	March 31, 2022
		Audited	Audited
A.	ASSETS		
	Non-Current Assets		
	(a) Property, plant and equipment	392.37	367.85
	(b) Capital Work in Progress	121.89	19.65
	(c) Right-of-Use assets	66.54	55.10
	(d) Intangible Assets	2.01	1.88
	(e) Financial Assets		
	(i) Investments	875.95	873.84
	(ii) Other Financial Assets	156.44	154.38
	(f) Deferred Tax Asset (Net)	7.46	11.16
	(g) Other Non Current Assets	-	0.02
	Total non-current assets	1,622.66	1,483.87
	Current Assets		
	(a) Inventories	1,735.34	1,143.22
	(b) Financial Assets		
	(i) Trade Receivables	1,319.67	1,410.55
	(ii) Cash and Cash Equivalents (Refer Note 9)	4,199.25	52.91
	(iii) Bank balances other than (ii) above	3.37	17.11
	(iv) Other Financial Assets	30.00	2.43
	(c) Other Current Assets	530.65	328.07
	Total current assets	7,818.28	2,954.29
	TOTAL ASSETS	9,440.94	4,438.16
B.	EQUITY AND LIABILITIES		
	Equity		
	(a) Equity Share Capital	115.91	15.97
	(b) Other equity	6,454.03	2,238.87
	Total equity	6,569.94	2,254.84
	Liabilities		
	Non-Current Liabilities		
	(a) Financial Liabilities		
	(i) Borrowings	198.12	206.62
	(ii) Lease Liabilities	48.94	39.78
	(iii) Other Financial Liabilities	0.24	-
	(b) Provisions	66.26	52.11
	Total non-current liabilities	313.56	298.51
	Current Liabilities		
	(a) Financial Liabilities		
	(i) Borrowings	1,020.80	1,186.90
	(ii) Lease Liabilities	6.25	4.64
	(iii) Trade Payables		
	a) Micro and small enterprises	7.09	10.71
	b) Others	641.73	557.30
	(iv) Other Financial Liabilities	847.74	70.13
	(b) Other Current Liabilities	11.70	13.64
	(c) Provisions	7.24	5.80
	(d) Current tax Liabilities (Net)	14.89	35.69
	Total current liabilities	2,557.44	1,884.81
	Total Liabilities	2,871.00	2,183.32
	TOTAL EQUITY AND LIABILITIES	9,440.94	4,438.16

Avalon Technologies limited
(formerly known as Avalon Technologies Private Limited)
CIN:U30007TN1999PLC043479

Registered Office: B-7 First Main Road, MEPZ-SEZ, Tambaram, Chennai - 600045, Tamil Nadu, India

Visit us at <https://www.avalontec.com>

Notes:

2. STATEMENT OF STANDALONE CASH FLOWS

(Rs. In Millions)

S.No	Particulars	As at	As at
		March 31, 2023	March 31, 2022
		Audited	Audited
A	Cash flow from operating activities		
	Net profit before tax and extraordinary items	384.33	364.38
	Adjustments for :		
	Finance costs recognised in profit or loss	126.06	123.35
	Interest Income recognised in profit or loss	(14.59)	(17.26)
	Dividend Income recognised in profit or loss	(17.86)	(12.20)
	(Gain) / Loss on disposal of property, plant and equipment	-	(1.13)
	Allowance for expected credit loss	1.74	9.72
	Employee Share Based Payment	0.86	-
	Depreciation and Amortisation	48.70	56.56
	Impairment of property, plant and equipment	-	-
	Provision for Gratuity	(8.86)	(7.44)
	Provision for Leave Encashment	(7.29)	(4.86)
	Amount no longer payable written back	(15.85)	-
	Net foreign exchange (gain) / loss - Unrealised	48.66	24.53
		545.90	535.65
	Movements in working capital :		
	(Increase) / decrease in trade and other receivables	89.14	230.74
	(Increase) / decrease in inventories	(592.12)	(393.43)
	(Increase) / decrease in other assets	(218.45)	(205.56)
	Increase / (decrease) in trade payables	96.66	(93.83)
	Increase / (decrease) in provisions	27.82	19.09
	Increase / (decrease) in other liabilities	(20.77)	(32.28)
	Cash generated from operations	(71.82)	60.38
	Income Tax paid	(116.75)	(102.86)
	Net cash generated by operating activities	(188.57)	(42.48)
B	Cash flow from investing activities		
	(Acquisition)/Proceeds from sale of property, plant and equipment	(188.53)	(69.88)
	Interest received	14.59	17.26
	Dividend income	17.86	12.20
	Investments/Loans made during the year	(0.00)	(11.00)
	Net cash used in investing activities	(156.08)	(51.42)
C	Cash flow from financing activities		
	Proceeds from issue of shares	798.24	-
	Receipt of Share Application Money from Anchor Investors	4,016.28	-
	Proceeds from Non current Borrowings	82.31	179.05
	Repayment of Non-Current Borrowings	(55.81)	(79.91)
	Proceeds/Repayment of Current Borrowings	(166.10)	(75.69)
	Repayment of Lease liability	(11.61)	(8.21)
	Dividend paid on Preference Shares	(3.50)	(3.50)
	Refund of share application money	-	(0.01)
	Interest paid	(170.53)	(107.68)
	Net cash used in financing activities	4,489.28	(95.95)
	Net increase in cash and cash equivalents	4,144.63	(189.85)
	Cash and cash equivalents at the beginning of the year	52.91	243.32
	Effects of exchange rate changes on the balance of cash and cash equivalents held in foreign currencies	1.71	(0.56)
	Cash and Cash equivalents at the end of the year	4,199.25	52.91

Avalon Technologies Limited
(formerly known as Avalon Technologies Private Limited)
CIN: U30007TN1999PLC043479

Registered Office: B-7 First Main Road, MEPZ-SEZ, Tambaram, Chennai - 600045, Tamil Nadu, India
visit us at <https://www.avalontec.com>

Notes to Statement of Standalone financial results for the quarter and year ended March 31, 2023

Notes:

- 3 Subsequent to the year end, Avalon Technologies Limited ("the Company") has completed the Initial Public Offering of 19,839,446 equity shares of face value of ₹2 each at an issue price of ₹436 per equity share, consisting of a fresh issue of 7,339,449 equity shares aggregating to ₹3,200 Million and an offer for sale of 12,499,997 equity shares aggregating to ₹5,450 Million. The equity shares of the Company were listed on National Stock Exchange of India Limited (NSE) and BSE Limited (BSE) w.e.f April 18, 2023.

Accordingly, the above Statement of Standalone Financial Results for the quarter and year ended March 31, 2023 ("the Statement") are drawn up for the first time in accordance with the requirements of Regulation 33 of the SEBI (Listing Obligations and Disclosure Requirements) Regulations 2015, (" the Listing Regulations") as amended.

- 4 The Company has adopted Indian Accounting Standards from the year ended March 31, 2023 with the date of transition as April 1, 2021. Accordingly, the above financial results have been prepared in accordance with the recognition and measurement principles laid down in Indian Accounting Standards ("Ind AS"), prescribed under Section 133 of the Companies Act, 2013 and other accounting principles generally accepted in India and in compliance with Regulation 33 of Listing Regulations.
- 5 The above financial results have been reviewed by the Audit Committee and approved by the Board of Directors at their respective meetings held on May 26, 2023. The Auditors have carried out an audit of the results for the year ended March 31, 2023 and has issued an unmodified opinion thereon.
- 6 (a) The Standalone Financial Results for the quarters ended March 31 2023 and March 31 2022 is the balancing figure between the audited figures in respect of the full financial year and the unpublished year to date figures up to the third quarter of the respective financial year, which has not been subject to an audit or review by the Statutory Auditors. Further, the Standalone Financial Results for the quarter ended December 31, 2022 has also not been subject to an audit or review by the Statutory Auditors. However, the management has exercised necessary diligence to ensure that the financial results for these periods provide a true and fair view of the Company's affairs.
- (b) The Standalone Financial Results for the year ended March 31, 2022, has been prepared by the management of the Company by following the mandatory exceptions and optional exemptions available as per Ind AS 101 for the transition date of 1st April 2021 and after making suitable adjustments in respect of recognition and measurement principles based on the respective audited standalone financial statements as at and for the year ended March 31, 2022 which were prepared in accordance with the Indian GAAP and approved by the Board of Directors.
- 7 The Company operates in only one reportable business segment i.e. providing Electronics Manufacturing Services (EMS) with capabilities in printed circuit board assembly, custom cable and wire harnesses, etc., as determined by the chief operating decision maker, in accordance with Ind AS 108 "Operating Segments".

Avalon Technologies Limited
(formerly known as Avalon Technologies Private Limited)
CIN: U30007TN1999PLC043479

Registered Office: B-7 First Main Road, MEPZ-SEZ, Tambaram, Chennai - 600045, Tamil Nadu, India
visit us at <https://www.avalontec.com>

Notes to Statement of Standalone financial results for the quarter and year ended March 31, 2023

- 8 (a) The Shareholders in their extra-ordinary general meeting of the Company held on June 27, 2022 approved sub-division of each fully paid up equity share of nominal value of ₹100/- , into fifty equity shares having a face value of ₹2/- each. As a result of the same, the issued share capital has changed from 1,59,667 Equity Shares of ₹100/- each to 79,83,350 Equity Shares of ₹2/- each. Consequently, the Authorised Share Capital of the Company is changed to ₹220 millions divided into 8,50,00,000 Equity Shares of ₹2 each and 5,00,000 Preference Shares of ₹100/-each.
- (b) As per recommendation of the Board of Directors in their meeting held on June 24, 2022 and approval of the shareholders dated June 27, 2022 the Company has issued 4,79,00,100 bonus equity shares of face value of ₹2/- each in ratio of 6:1 (i.e. 6 Bonus Shares for every 1 Equity Share), which were allotted to the shareholders on June 27, 2022. Consequently, the issued, subscribed and paid-up share capital has increased to ₹111.76 millions comprising of 5,58,83,450 equity shares of face value of ₹2/- each.
- As required under Ind AS 33 "Earnings per share" the effect of sub-division [(a) above] and bonus issue [(b) above] has been adjusted retrospectively for the purpose of computing earnings per share for all the periods presented.
- (c) Pursuant to the resolution passed in the extra-ordinary general meeting of the company held on February 8, 2023, 350,000 convertible preference shares of ₹100/- each has been converted into 97,796 equity shares of ₹2/- each.
- (d) The Company has also completed two pre-IPO placements during the year aggregating to ₹1,600 Million, consisting of ₹800 million of primary issuance and Rs 800 million of secondary share sales. The first pre-IPO issue consisted of 7,98,339 Equity shares of ₹2 each at ₹375.78 per share and the second pre-IPO issue consisted of 11,73,543 Equity shares of ₹2 each at ₹426.06 per share.
- 9 Cash and Cash Equivalents includes ₹4016.28 Million being the amount received from Anchor investors in connection with the IPO that was held in escrow account as at the year end, as required under the extant SEBI Regulations in this regard.
- 10 Reconciliation of net profit and equity between financial results as per Ind AS and as previously reported under 'Previous GAAP' as at March 31, 2022 and for quarter/ year then ended are as under;

Reconciliation of total equity between previous GAAP and Ind AS

Particulars	As at March 31, 2022
Total equity (shareholders' funds) under previous GAAP	2,363.73
<i>Ind AS Adjustments</i>	
Allowance for Expected Credit Loss on Trade Receivables	0.65
Accounting for Leases as per Ind AS 116	(3.01)
Measurement of Financial Liabilities at Amortised Cost	0.22
Measurement of Financial Assets at amortised cost	(0.01)
Reclassification of Preference Share Capital	(35.00)
Deferred Tax Adjustments on the above (net)	2.14
Impact of errors/ prior period errors:	
- Valuation of Inventory	(90.03)
- Income tax for earlier years	16.16
Total adjustment to equity	(108.88)
Total equity under Ind AS	2,254.85

Avalon Technologies Limited
(formerly known as Avalon Technologies Private Limited)
CIN: U30007TN1999PLC043479

Registered Office: B-7 First Main Road, MEPZ-SEZ, Tambaram, Chennai - 600045, Tamil Nadu, India
visit us at <https://www.avalontec.com>

Notes to Statement of Standalone financial results for the quarter and year ended March 31, 2023

Reconciliation of total comprehensive income

Particulars	Quarter ended March 31, 2022	For the year ended March 31, 2022
	Refer Note 6a	
Profit as per previous GAAP	74.37	279.67
<i>Ind AS Adjustments</i>		
Allowance for Expected Credit Loss on Trade Receivables	0.42	1.66
Accounting for Leases as per Ind AS 116	(0.75)	(3.01)
Measurement of Financial Liabilities at Amortised Cost	(0.09)	(0.48)
Measurement of Financial Assets at amortised cost	0.00	-
Reclassification of Preference Dividend	(0.88)	(3.50)
Deferred Tax Adjustments on the above (net)	0.39	0.47
Impact of errors/ prior period errors:		
- Valuation of Inventory	(1.87)	(1.87)
- Income tax for earlier years	16.16	16.16
- Measurement of Deferred Tax Assets/ Liabilities	(15.09)	(15.09)
Total adjustments to P&L	(1.71)	(5.66)
Total comprehensive income under Ind AS	72.66	274.01

- 11 Number of employee stock options granted and outstanding as at March 31, 2023 is 17,79,750. No options were due for exercise during the quarter and year ended March 31, 2023.
- 12 The previous period figures have been re-grouped wherever necessary to conform to current period's presentation.

For Avalon Technologies Limited

KUNHAM Digitally signed by
KUNHAMED BICHA
ED BICHA Date: 2023.05.26
20:48:23 +05'30'

Kunhamed Bicha
Chairman & Managing Director

Chennai
Dated : May 26, 2023

Independent Auditor's Report on the Standalone Financial Results of the Company Pursuant to the Regulation 33 of the SEBI (Listing Obligations and Disclosure Requirements) Regulations, 2015.

**To
The Board of Directors of
Avalon Technologies Limited**

Report on the audit of the Standalone Financial Results

Opinion

We have audited the accompanying Statement of Standalone Financial results of Avalon Technologies Limited ("the Company") for the year ended March 31, 2023 ("the Statement"), attached herewith, being submitted by the Company pursuant to the requirement of Regulation 33 of the Securities and Exchange Board of India (Listing Obligations and Disclosure Requirements) Regulations, 2015 as amended (the 'Listing Regulations').

In our opinion and to the best of our information and according to the explanations given to us, the Statement;

1. is presented in accordance with the requirements of Regulation 33 of the Listing Regulations in this regard; and
2. gives a true and fair view, in conformity with the recognition and measurement principles laid down in the applicable Indian Accounting Standards and other accounting principles generally accepted in India, of the net profit, other comprehensive income and other financial information of the Company for the year ended March 31, 2023.

Basis for Opinion:

We conducted our audit in accordance with the Standards on Auditing ("SAs") specified under section 143(10) of the Companies Act, 2013, as amended ('the Act'). Our responsibilities under those Standards are further described in the "Auditors' Responsibilities for the Audit of the Standalone Financial Results" section of our report. We are independent of the Company in accordance with the Code of Ethics issued by the Institute of Chartered Accountants of India together with the ethical requirements that are relevant to our audit of the Statement under the provisions of the Act and the Rules thereunder, and we have fulfilled our other ethical responsibilities in accordance with these requirements and the Code of Ethics. We believe that the audit evidence we have obtained is sufficient and appropriate to provide a basis for our audit opinion.

Management's Responsibility for the Standalone Financial Results

The Statement has been prepared on the basis of the annual standalone financial statements. The Board of Directors of the Company are responsible for the preparation and presentation of the Statement that gives a true and fair view of the net profit and other comprehensive income and other financial information in accordance with the recognition and measurement principles laid down in Indian Accounting Standards prescribed under Section 133 of the Act read with relevant rules issued thereunder and other accounting principles generally accepted in India and in compliance with Regulation 33 of the Listing Regulations. This responsibility also includes maintenance of adequate accounting records in accordance with the provisions of the Act for safeguarding of the assets of the Company and for preventing and detecting frauds and other irregularities; selection and application of appropriate accounting policies; making judgements and estimates that are reasonable and prudent; and the design, implementation and maintenance of adequate internal financial controls, that were operating effectively for ensuring the accuracy and completeness of the accounting records, relevant to the preparation and presentation of the Statement that give a true and fair view and are free from material misstatement, whether due to fraud or error.

In preparing the Statement, the Board of Directors are responsible for assessing the Company's ability to continue as a going concern, disclosing, as applicable, matters related to going concern and using the going concern basis of accounting unless the Board of Directors either intends to liquidate the Company or to cease operations, or has no realistic alternative but to do so.

The Board of Directors are also responsible for overseeing the Company's financial reporting process.

Auditor's Responsibilities for the Audit of the Standalone Financial Results

Our objectives are to obtain reasonable assurance about whether the Statement as a whole is free from material misstatement, whether due to fraud or error, and to issue an auditor's report that includes our opinion. Reasonable assurance is a high level of assurance but is not a guarantee that an audit conducted in accordance with SAs will always detect a material misstatement when it exists. Misstatements can arise from fraud or error and are considered material if, individually or in the aggregate, they could reasonably be expected to influence the economic decisions of users taken on the basis of the Statement.

As part of an audit in accordance with SAs, we exercise professional judgment and maintain professional skepticism throughout the audit. We also:

- Identify and assess the risks of material misstatement of the Statement, whether due to fraud or error, design and perform audit procedures responsive to those risks, and obtain audit evidence that is sufficient and appropriate to provide a basis for our opinion. The risk of not detecting a material misstatement resulting from fraud is higher than for one resulting from error, as fraud may involve collusion, forgery, intentional omissions, misrepresentations, or the override of internal control.
- Obtain an understanding of internal financial controls relevant to the audit in order to design audit procedures that are appropriate in the circumstances. Under Section 143(3)(i) of the Act, we are also responsible for expressing our opinion through a separate report on the complete set of standalone financial statements on whether the company has adequate internal financial controls with reference to standalone financial statements in place and the operating effectiveness of such controls.
- Evaluate the appropriateness of accounting policies used and the reasonableness of accounting estimates and related disclosures made by the Board of Directors.
- Conclude on the appropriateness of the Board of Director's use of the going concern basis of accounting and, based on the audit evidence obtained, whether a material uncertainty exists related to events or conditions that may cast significant doubt on the ability of the Company to continue as a going concern. If we conclude that a material uncertainty exists, we are required to draw attention in our auditor's report to the related disclosures in the financial results or, if such disclosures are inadequate, to modify our opinion. Our conclusions are based on the audit evidence obtained up to the date of our auditor's report. However, future events or conditions may cause the Company to cease to continue as a going concern.
- Evaluate the overall presentation, structure, and content of the Statement, including the disclosures, and whether the Statement represent the underlying transactions and events in a manner that achieves fair presentation.

We communicate with those charged with governance regarding, among other matters, the planned scope and timing of the audit and significant audit findings, including any significant deficiencies in internal control that we identify during our audit.

We also provide those charged with governance with a statement that we have complied with relevant ethical requirements regarding independence, and to communicate with them all relationships and other matters that may reasonably be thought to bear on our independence, and where applicable, related safeguards.

Other Matters

- (a) Attention is invited to Note No.6 (a) to the Statement. As stated therein, the Statement includes the results for the Quarters ended March 31 2023 and March 31 2022 being the balancing figure between the audited figures in respect the full financial year and the unpublished year to date figures up to the third quarter of the respective financial year, which has not been subject to audit or review by the Statutory Auditors. Further, the Statement also includes the results for the Quarter ended December 31, 2022 which has not been subject to audit or review by us.
- (b) The comparative financial information of the company for the year ended March 31 2022 included in the Statement are based on the previously issued statutory financial statements prepared in accordance with the Companies (Accounting Standards) Rules, 2006, audited by the predecessor auditor who has given an unmodified opinion on those financial statements vide their report dated 4th May, 2022 and have been restated by the company to comply with Ind AS. Adjustments to the said comparative financial information for the differences in Accounting Principles adopted by the Company on transition to the Ind AS have been audited by us.

Our opinion is not modified in respect of the above matters.

**For Varma & Varma
Chartered Accountants
FRN. 004532S**

POONJAR RAMA
PRASANNA
VARMA

Digitally signed by
POONJAR RAMA
PRASANNA VARMA
Date: 2023.05.26
20:52:31 +05'30'

**P.R.Prasanna Varma
Partner**

M. No. 025854

UDIN: 23025854BGRHXN3042

Place: Chennai
Date: 26th May 2023

Independent Auditor's Report on the Consolidated Financial Results of the Company Pursuant to the Regulation 33 of the SEBI (Listing Obligations and Disclosure Requirements) Regulations, 2015.

**To
The Board of Directors of
Avalon Technologies Limited**

Report on the audit of the Consolidated Financial Results

Opinion

We have audited the accompanying Statement of Consolidated Financial results of Avalon Technologies Limited (hereinafter referred to as the "Holding Company") and its subsidiaries (Holding Company and its subsidiaries together referred to as "the Group") for the year ended March 31, 2023 ("the Statement"), attached herewith, being submitted by the Holding Company pursuant to the requirement of Regulation 33 of the Securities and Exchange Board of India (Listing Obligations and Disclosure Requirements) Regulations, 2015, as amended (the "Listing Regulations").

In our opinion and to the best of our information and according to the explanations given to us and based on the consideration of report of other auditor on separate audited financial statements of a subsidiary, the Statement:

a. include the financial results of the following entities.

Avalon Technologies Limited, India	Holding Company
Avalon Technology and Services Private Limited, India	Wholly Owned Subsidiary
Sienna Ecad Technologies Private Limited, India	Wholly Owned Subsidiary
ABV Electronics Inc (D/B/A Sienna Corporation), United States of America	Wholly Owned Subsidiary

b. is presented in accordance with the requirements of Regulation 33 of the Listing Regulations in this regard; and

c. gives a true and fair view in conformity with the recognition and measurement principles laid down in the applicable Indian Accounting Standards, and other accounting principles generally accepted in India, of consolidated net profit and other comprehensive income and other financial information of the Group for the year ended March 31, 2023.

Basis for Opinion:

We conducted our audit in accordance with the Standards on Auditing (“SAs”) specified under section 143(10) of the Companies Act, 2013, as amended (‘the Act’). Our responsibilities under those Standards are further described in the “Auditors’ Responsibilities for the Audit of the Consolidated Financial Results” section of our report. We are independent of the Group in accordance with the Code of Ethics issued by the Institute of Chartered Accountants of India together with the ethical requirements that are relevant to our audit of the Statement under the provisions of the Act and the Rules thereunder, and we have fulfilled our other ethical responsibilities in accordance with these requirements and the Code of Ethics. We believe that the audit evidence we have obtained, along with the consideration of report of the other auditor referred to in sub paragraph no. (c) of the "Other Matters" paragraph below, is sufficient and appropriate to provide a basis for our audit opinion.

Management’s Responsibility for the Consolidated Financial Results

The Statement has been prepared on the basis of the annual consolidated financial statements.

The Holding Company's Management and the Board of Directors are responsible for the preparation and presentation of the Statement that give a true and fair view of the consolidated net profit and other comprehensive income and other financial information of the Group in accordance with the recognition and measurement principles laid down in Indian Accounting Standards prescribed under Section 133 of the Act and other accounting principles generally accepted in India and in compliance with Regulation 33 of the Listing Regulations. The respective Management and Board of Directors of the companies included in the Group are responsible for maintenance of adequate accounting records in accordance with the provisions of the Act for safeguarding of the assets of each company and for preventing and detecting frauds and other irregularities; selection and application of appropriate accounting policies; making judgments and estimates that are reasonable and prudent; and the design, implementation and maintenance of adequate internal financial controls, that were operating effectively for ensuring accuracy and completeness of the accounting records, relevant to the preparation and presentation of the Statement that give a true and fair view and are free from material misstatement, whether due to fraud or error, which have been used for the purpose of preparation of the Statement by the Management and the Board of Directors of the Holding Company, as aforesaid.

In preparing the consolidated annual financial results, the respective Management and the Board of Directors of the companies included in the Group are responsible for assessing the ability of each company to continue as a going concern, disclosing, as applicable, matters related to going concern and using the going concern basis of accounting unless the respective Board of Directors either intends to liquidate the company or to cease operations, or has no realistic alternative but to do so.

The respective Board of Directors of the companies included in the Group is responsible for overseeing the financial reporting process of each company.

Auditor's Responsibilities for the Audit of the Consolidated Financial Results

Our objectives are to obtain reasonable assurance about whether the Statement as a whole is free from material misstatement, whether due to fraud or error, and to issue an auditor's report that includes our opinion. Reasonable assurance is a high level of assurance but is not a guarantee that an audit conducted in accordance with SAs will always detect a material misstatement when it exists. Misstatements can arise from fraud or error and are considered material if, individually or in the aggregate, they could reasonably be expected to influence the economic decisions of users taken on the basis of the Statement.

As part of an audit in accordance with SAs, we exercise professional judgment and maintain professional skepticism throughout the audit. We also:

- Identify and assess the risks of material misstatement of the Statement, whether due to fraud or error, design and perform audit procedures responsive to those risks, and obtain audit evidence that is sufficient and appropriate to provide a basis for our opinion. The risk of not detecting a material misstatement resulting from fraud is higher than for one resulting from error, as fraud may involve collusion, forgery, intentional omissions, misrepresentations, or the override of internal control.
- Obtain an understanding of internal financial controls relevant to the audit in order to design audit procedures that are appropriate in the circumstances. Under Section 143(3)(i) of the Act, we are also responsible for expressing our opinion through a separate report on the complete set of Consolidated financial statements on whether the company has adequate internal financial controls with reference to Consolidated financial statements in place and the operating effectiveness of such controls.
- Evaluate the appropriateness of accounting policies used and the reasonableness of accounting estimates and related disclosures made by the Board of Directors.
- Conclude on the appropriateness of the Board of Director's use of the going concern basis of accounting and, based on the audit evidence obtained, whether a material uncertainty exists related to events or conditions that may cast significant doubt on the ability of the Company to continue as a going concern. If we conclude that a material uncertainty exists, we are required to draw attention in our auditor's report to the related disclosures in the financial results or, if such disclosures are inadequate, to modify our opinion. Our conclusions are based on the audit evidence obtained up to the date of our auditor's report. However, future events or conditions may cause the Company to cease to continue as a going concern.

- Evaluate the overall presentation, structure, and content of the Statement, including the disclosures, and whether the Statement represent the underlying transactions and events in a manner that achieves fair presentation.
- Obtain sufficient appropriate audit evidence regarding the financial results/ financial statements of the entities within the Group to express an opinion on the Statement. We are responsible for the direction, supervision and performance of the audit of financial results/ financial statements of such entities included in the Statement of which we are the independent auditors. For the other entities included in the Statement, which have been audited by other auditors, such other auditors remain responsible for the direction, supervision and performance of the audits carried out by them. We remain solely responsible for our audit opinion. Our responsibilities in this regard are further described in sub paragraph no. (c) of the "Other Matters" paragraph in this audit report.
- We communicate with those charged with governance of the Holding Company and such other entities included in the Statement of which we are the independent auditors regarding, among other matters, the planned scope and timing of the audit and significant audit findings, including any significant deficiencies in internal control that we identify during our audit.
- We also provide those charged with governance with a statement that we have complied with relevant ethical requirements regarding independence, and to communicate with them all relationships and other matters that may reasonably be thought to bear on our independence, and where applicable, related safeguards.
- We also performed procedures in accordance with the circular issued by the SEBI under Regulation 33(8) of the Listing Regulations, as amended, to the extent applicable.

Other Matters

- (a) Attention is invited to Note No.6 (a) to the Statement. As stated therein, the Statement includes the results for the Quarters ended March 31 2023 and March 31 2022 being the balancing figure between the audited figures in respect the full financial year and the unpublished year to date figures up to the third quarter of the respective financial year, which has not been subject to audit or review by the Statutory Auditors. Further, the Statement includes the results for the Quarter ended December 31, 2022 which has not been subject to audit or review by us.
- (b) The comparative financial information of the company for the year ended March 31 2022 included in the Statement are based on the previously issued statutory financial statements prepared in accordance with the Companies (Accounting Standards) Rules, 2006, audited by the predecessor auditor who has given an unmodified

opinion on those financial statements vide their report dated 4th May, 2022 and have been restated by the company to comply with Ind AS. Adjustments to the said comparative financial information for the differences in Accounting Principles adopted by the Company on transition to the Ind AS have been audited by us.

- (c) The financial information in respect of the subsidiary of the Company incorporated in the United States of America (whose financial statements reflects total Assets of Rs. 2,343.54 million as at 31 March 2023; total Revenues of Rs. 5,456.46 million and Net Cash outflows amounting to Rs. 6.68 million for the year ended on that date) included in the Statement are based on the Special Purpose Standalone Ind AS financial Statements of the said subsidiary prepared by the management based on the financial statements prepared in accordance with the US GAAP audited by the said subsidiary's auditor which have been restated by the Company to comply with Ind AS. The audit report of the other auditor on the financial statements of the subsidiary prepared in accordance with the US GAAP for the year ended March 31, 2023, expressed an unmodified opinion on those financial statements. Adjustments to the said financial information of the subsidiary for the differences in accounting principles adopted by the Company on transition to the Ind AS have been audited by us as stated in our report on the Special Purpose Standalone Ind AS financial Statements of the said subsidiary for the year ended March 31, 2023. Our opinion, insofar as it relates to the amounts included in respect of such subsidiary (other than the adjustments arising on transition to Ind AS that has been audited by us) is based solely on the report of the other auditor.

Our opinion is not modified in respect of the above matters.

**For Varma & Varma
Chartered Accountants
FRN. 004532S**

POONJAR RAMA
PRASANNA
VARMA

Digitally signed by
POONJAR RAMA
PRASANNA VARMA
Date: 2023.05.26
20:53:12 +05'30'

**P.R.Prasanna Varma
Partner**

M. No. 025854

UDIN: 23025854BGRHXO5019

Place: Chennai
Date: 26th May 2023

Avalon Technologies Limited reports Q4 FY23 results Revenue up 30% YoY; EBITDA up 74% YoY

Chennai, May 26, 2023: AVALON TECHNOLOGIES LIMITED (“Avalon”), a leading player in the Electronics Manufacturing Services (EMS) industry announced its audited financial results for the fourth quarter and financial year ending March 31, 2023.

Financial Summary of Q4 FY23

Particulars (INR Cr)	Q4 FY23	Q4 FY22	YoY Growth	Q3 FY23	QoQ Growth
Revenue from Operations	271.8	209.7	29.6%	232.7	16.8%
Total Income	275.6	213.2	29.3%	233.9	17.8%
EBITDA	41.1	23.6	74.2%	20.2	103.5%
EBITDA Margin (%)	15.1%	11.2%	388 bps	8.7%	644 bps
PAT	22.7	10.7	113.1%	5.7	296.1%
PAT Margin (%)	8.2%	5.0%	324 bps	2.5%	579 bps

Q4 FY23 Financial Highlights

- Revenue up by 29.6%(YoY) & 16.8%(QoQ)
- EBITDA at INR 41.1 Cr; up by 74.2% (YoY) & 103.5%(QoQ)
- PAT at INR 22.7 Cr; up by 113.1% (YoY)

Financial Summary of FY23

Particulars (INR Cr)	FY23	FY22	YoY Growth
Revenue from Operations	944.7	840.7	12.4%
Total Income	959.1	851.7	12.6%
EBITDA	112.8	97.5	15.6%
EBITDA Margin (%)	11.9%	11.6%	34 bps
PAT	52.5	67.5	10.6%*
PAT Margin (%)	5.5%	5.6%*	-10 bps

*Calculated excluding the exceptional item of INR 19.99 Cr received in FY22 pertaining to Paycheck Protection Program (‘Covid support’) given by USA Govt.

FY23 Financial Highlights (YoY%)

- Revenue up by 12.4% (YoY)
- EBITDA at INR 112.8 Cr; up by 15.6% (YoY)
- PAT at INR 52.5 Cr; up by 10.6% (YoY)

Company makes no representation or warranty, express or implied, whatsoever, and no reliance shall be placed on, the accuracy, completeness, fairness and reasonableness of the contents of this Presentation. This Presentation may not be all inclusive and may not contain all of the information that you may consider material. Any liability in respect of the contents of, or any omission from, this Presentation is expressly excluded.

For more information, contact:

<p>RM Subramanian Chief Financial Officer Avalon Technologies Limited E: rms@avalontec.com</p> <p>Suresh Veerappan Head – Corporate Planning & Investor Relations Avalon Technologies Limited E: suresh.v@avalontec.com</p>	<p>Ravi Udeshi/ Shashank Ganesh Ernst & Young LLP P: +22 6192 0000 E: Ravi.udeshi@in.ey.com Shashank.ganesh@in.ey.com</p>
--	--



Avalon
manufacturing your success



May 2023

Earnings Presentation

Q4 & FY23

www.avalontec.com

Disclaimer

This presentation and the accompanying slides (the "Presentation"), which have been prepared by Avalon Technologies Limited (the "Company"), solely for information purposes without any regard to any specific objectives, financial situations or informational needs of any particular person and do not constitute any offer, recommendation or invitation to purchase or subscribe for any securities, and shall not form the basis or be relied on in connection with any contract or binding commitment whatsoever. No offering of securities of the Company will be made except by means of a statutory offering document containing detailed information about the Company.

This presentation may not be copied, distributed or disseminated, directly or indirectly, in any manner. Failure to comply with this directive may result in a violation of the applicable law in certain jurisdictions. By reviewing this presentation, you agree to be bound by the restrictions contained herein, and to maintain absolute confidentiality, regarding the information disclosed in these materials.

This Presentation has been prepared by the Company based on information and data which the Company considers reliable, but the Company makes no representation or warranty, express or implied, whatsoever, and no reliance shall be placed on, the accuracy, completeness, fairness and reasonableness of the contents of this Presentation. This Presentation may not be all inclusive and may not contain all of the information that you may consider material. Any liability in respect of the contents of, or any omission from, this Presentation is expressly excluded.

Certain matters discussed in this Presentation may contain statements regarding the Company's market opportunity and business prospects that are individually and collectively forward-looking statements. These statements can be recognized by the use of words such as "expects", "plans", "will", "estimates", "projects", or other words of similar meaning. Such forward-looking statements are not guarantees of future performance and are subject to known and unknown risks, uncertainties and assumptions that are difficult to predict. These risks and uncertainties include, but are not limited to, the performance of the Indian economy and of the economies of various international markets, the performance of the industry in India and world-wide, competition, the company's ability to successfully implement its strategy, the Company's future levels of growth and expansion, technological implementation, changes and advancements, changes in revenue, income or cash flows, the Company's market preferences and its exposure to market risks, as well as other risks. The Company's performance or achievements could differ materially and adversely from results expressed in or implied by this Presentation. The Company assumes no obligation to update any forward-looking information contained in this Presentation. Any forward-looking statements and projections made by third parties included in this Presentation are not adopted by the Company and the Company is not responsible for such third-party statements and projections.

Table of Contents

Message from Chairman & Managing Director	04
Business Highlights	06
Financial Highlights	07
Industry Outlook & Strategy	14
Company Overview	21
Annexures	37

Message from Chairman & Managing Director

“Today marks a significant milestone for our company as we present our first earnings report since going public. The strong support from the investors for the IPO during tough market conditions was very heartening, and we will strive to repose the faith that the investors have placed in the Company.

The performance in Q4 FY23 was in line with our expectations, with a revenue growth of 30%. This growth was driven by momentum across various segments. We acquired marquee clients & projects over the past six months. Given the nature of our business, these clients typically take 9-12 months to ramp up, and we anticipate order book & revenue build up from these customers later during this fiscal year. We made some significant wins in the aerospace segment, partnering with major industry players. We foresee growth in this segment in the short to medium term. Also, we continue to make inroads in the Clean energy segment, which is one of our key growth drivers.

Conservatively, we are looking to double our revenue over the next three years. And as we continue to grow, we are setup for success in the long run, supported by our: (1) optimal mix of customer base across India, US & other geographies; (2) optimal balance between profitability & growth with thoughtful investments on product manufacturing capabilities; and (3) optimal mix of today's established industries like Industrial, Mobility & Communication and tomorrow's emerging industries like Clean energy. I express my gratitude for your unwavering support and confidence in our company. Together, we are poised for an exceptional journey of growth and success.”

Kunhamed Bicha

Chairman & Managing Director

AVALON – AT A GLANCE

One of the India's Leading Fully Integrated EMS Company with a Global Delivery Footprint



14* Manufacturing units across US / India



Hybrid Manufacturing Operations



560k+* sq.ft. Design & Manufacturing Facilities



Located in SEZ and DTA



Only India EMS player to have full-fledged manufacturing facilities in the US

One stop shop for all EMS services



100 %



Avalon Technologies & Services Pvt Ltd, India

99.9 %



Sienna ECAD Technologies Pvt Ltd, India

100 %



Sienna Corporation
Local Solutions - Global Reach

ABV Electronics Inc., US

One of the leading India EMS player

FY23 metrics

27.8%

Return on Capital Employed

11.9%

EBITDA Margin

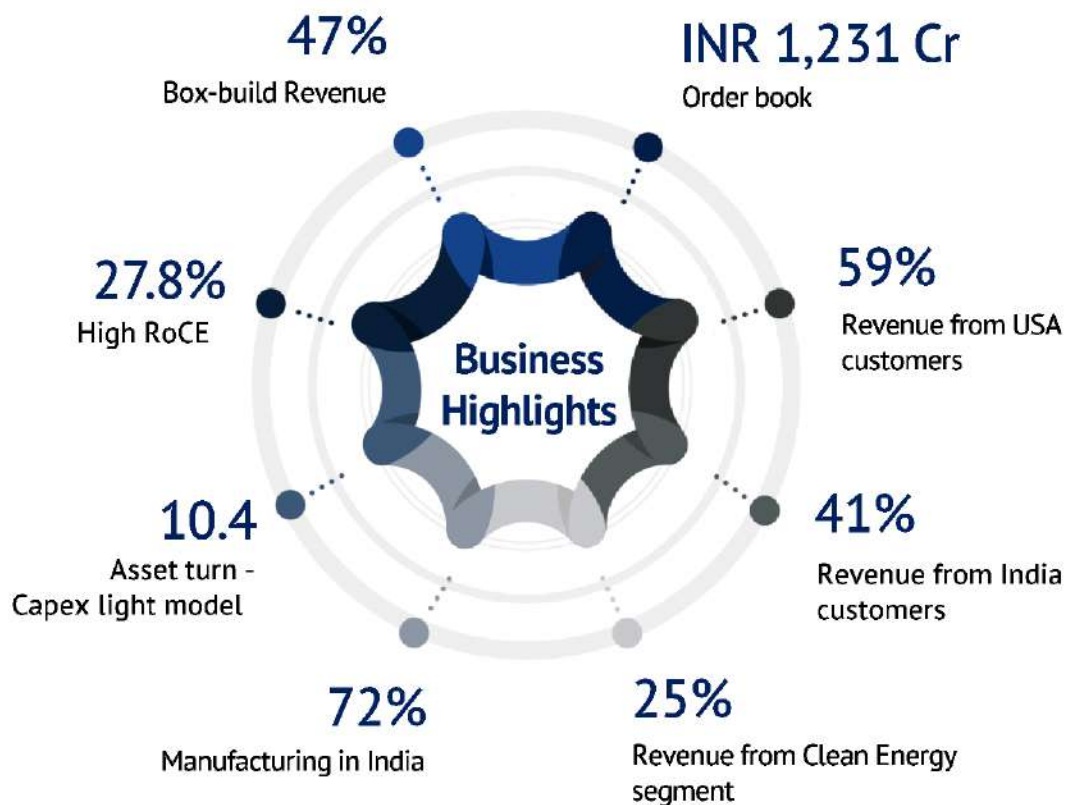
5.5%

PAT Margin

Source: F&S report. Percentages have been rounded of to the nearest whole number.

* Includes two new plants under construction at Chennai

Business Highlights



Key events

On the Aerospace segment, won new businesses from world's largest aerospace conglomerate including factory transfer projects

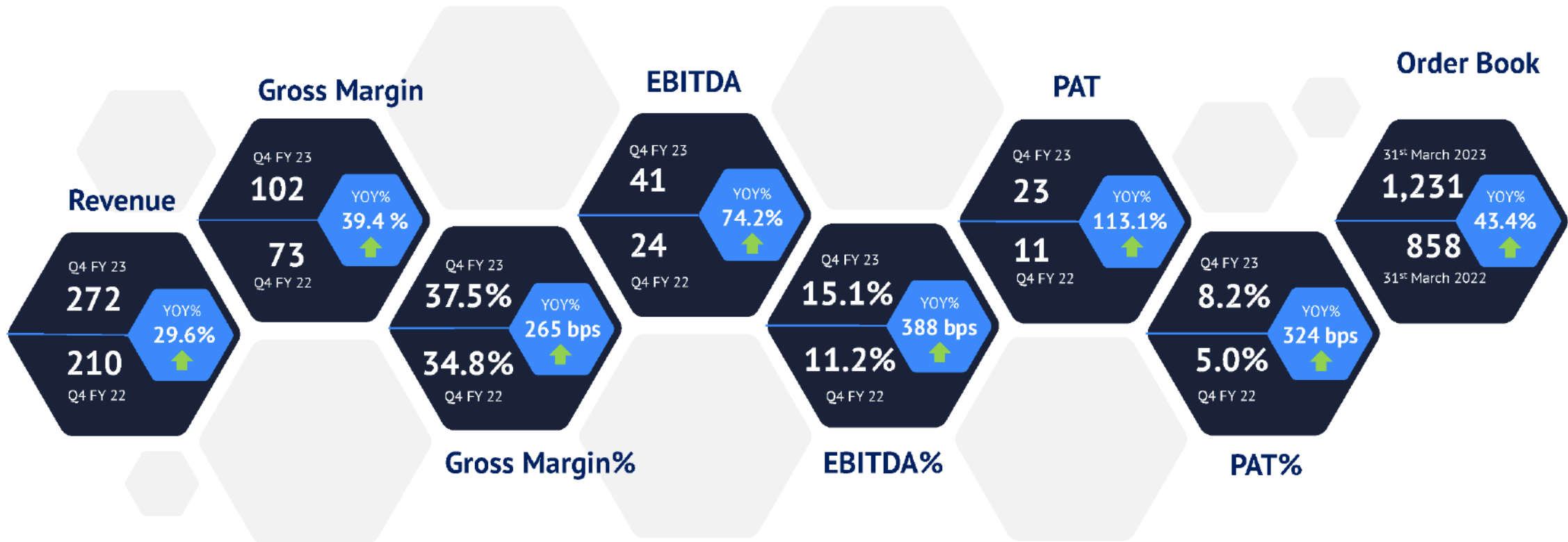
On the Clean energy segment, progress made through the signing of Letter of Intent & Contracts with emerging industry pioneers, supporting them in delivering their business

Received 'Premier Award' from Raytheon Technologies for performance in 2022 and overall excellence in Cost Competitiveness and Collaboration & Customer Service

Commenced expansion of two manufacturing plants with total area of approx. 1.6 lakh sqft at MEPZ-Chennai. This will predominantly be utilized for big box builds

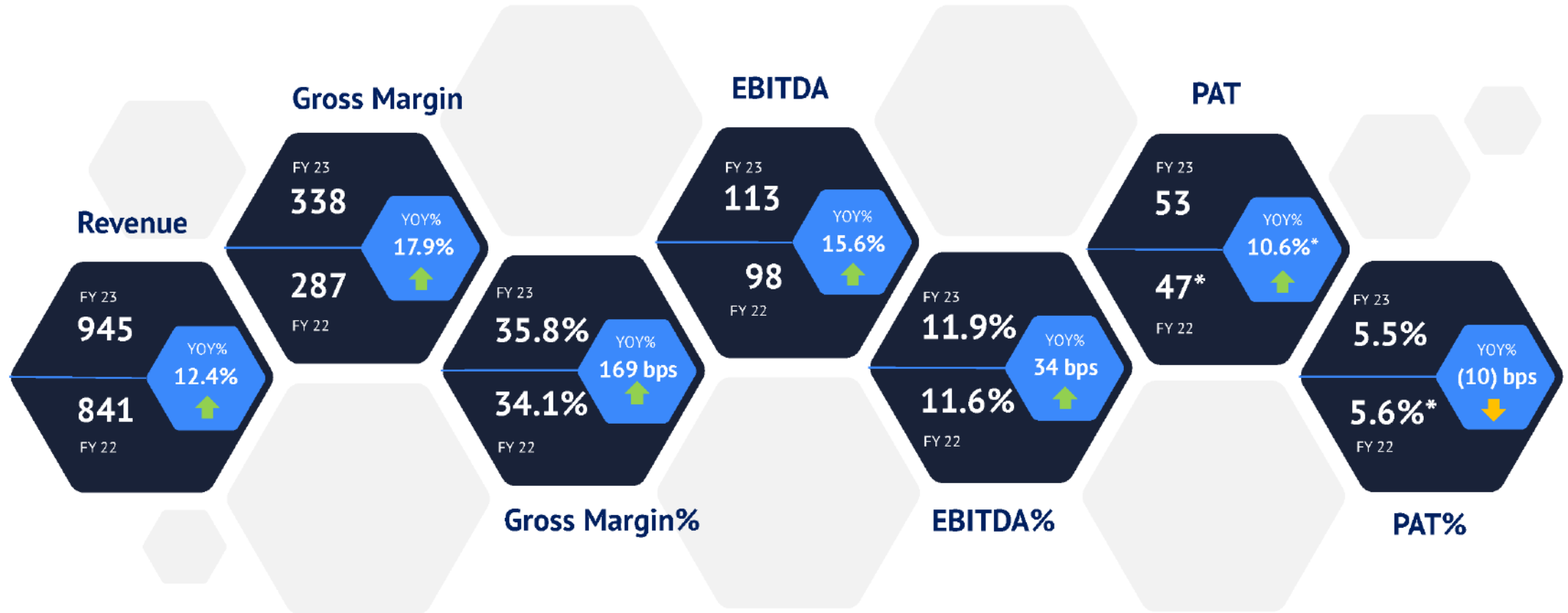
Financial Highlights – Q4FY23

(INR Cr.)



Financial Highlights - FY23

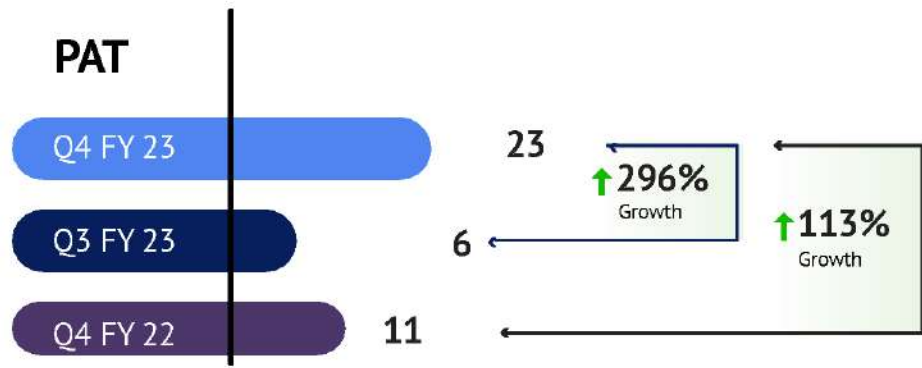
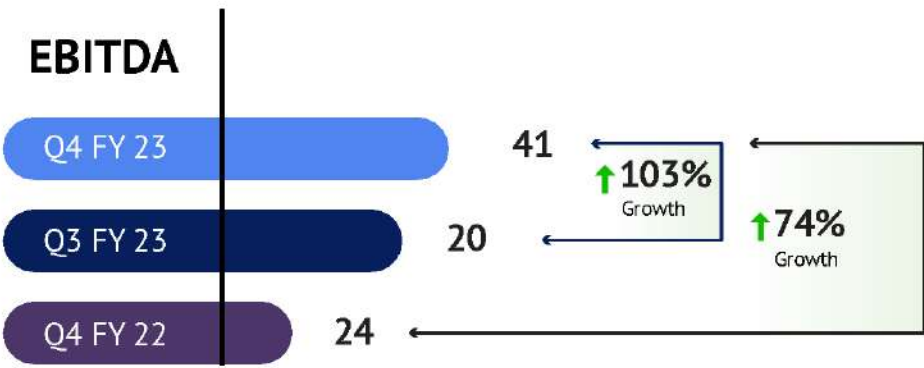
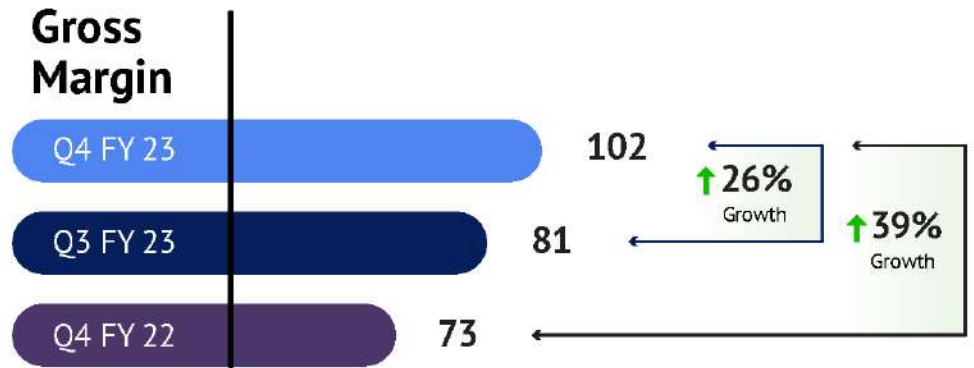
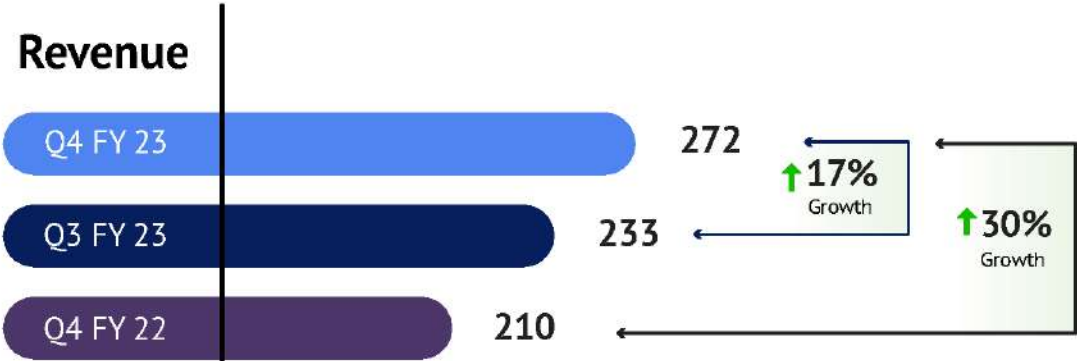
(INR Cr.)



*Calculated excluding the exceptional item of INR 19.99 Cr received in FY22 pertaining to Paycheck Protection Program ('Covid support') given by USA Govt

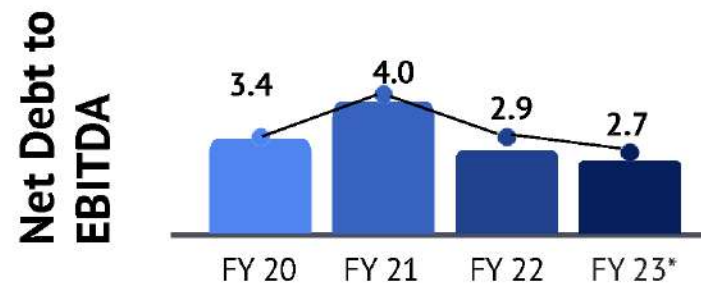
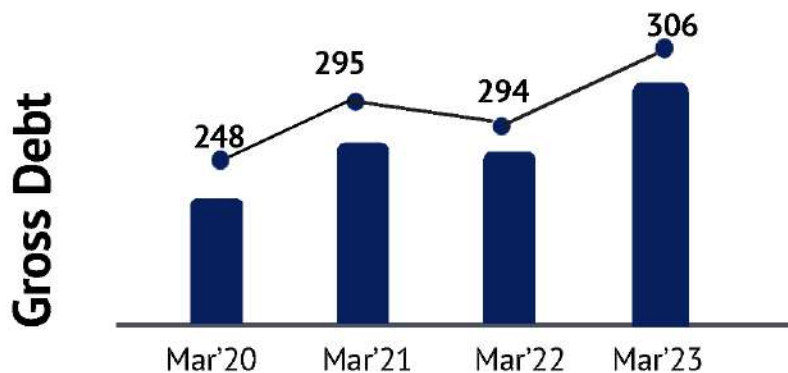
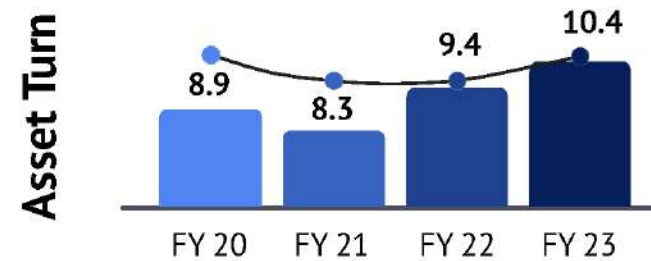
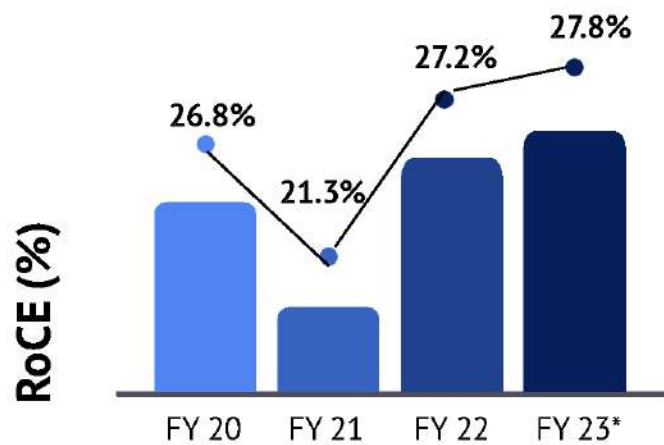
Financial Highlights - Q4 FY23

(INR Cr.)



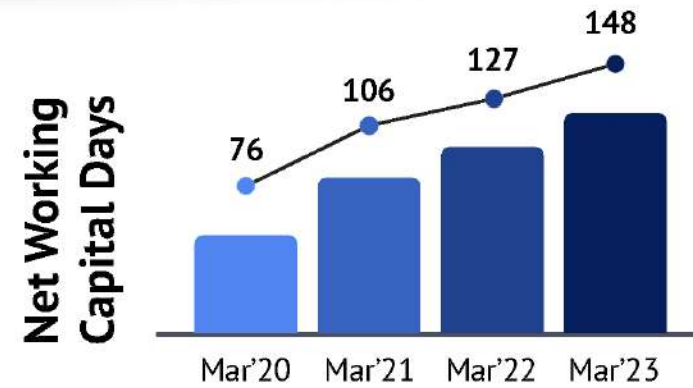
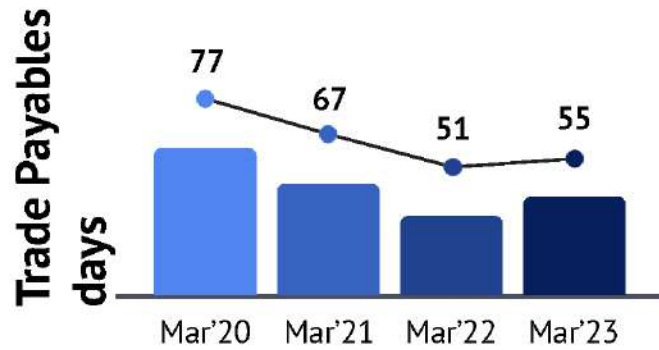
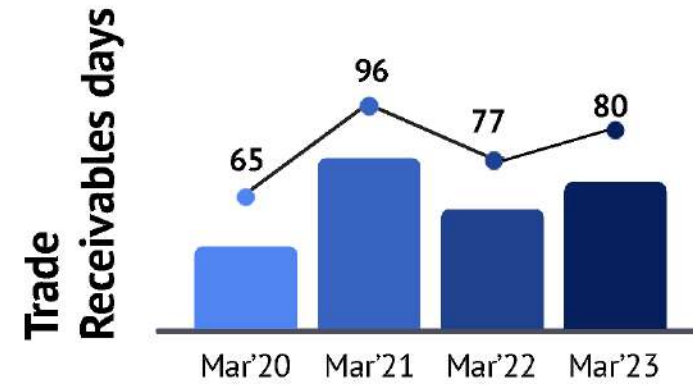
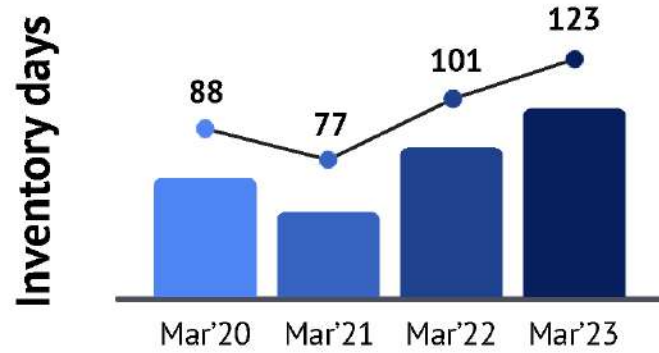
Financial Metrics - I

(INR Cr.)



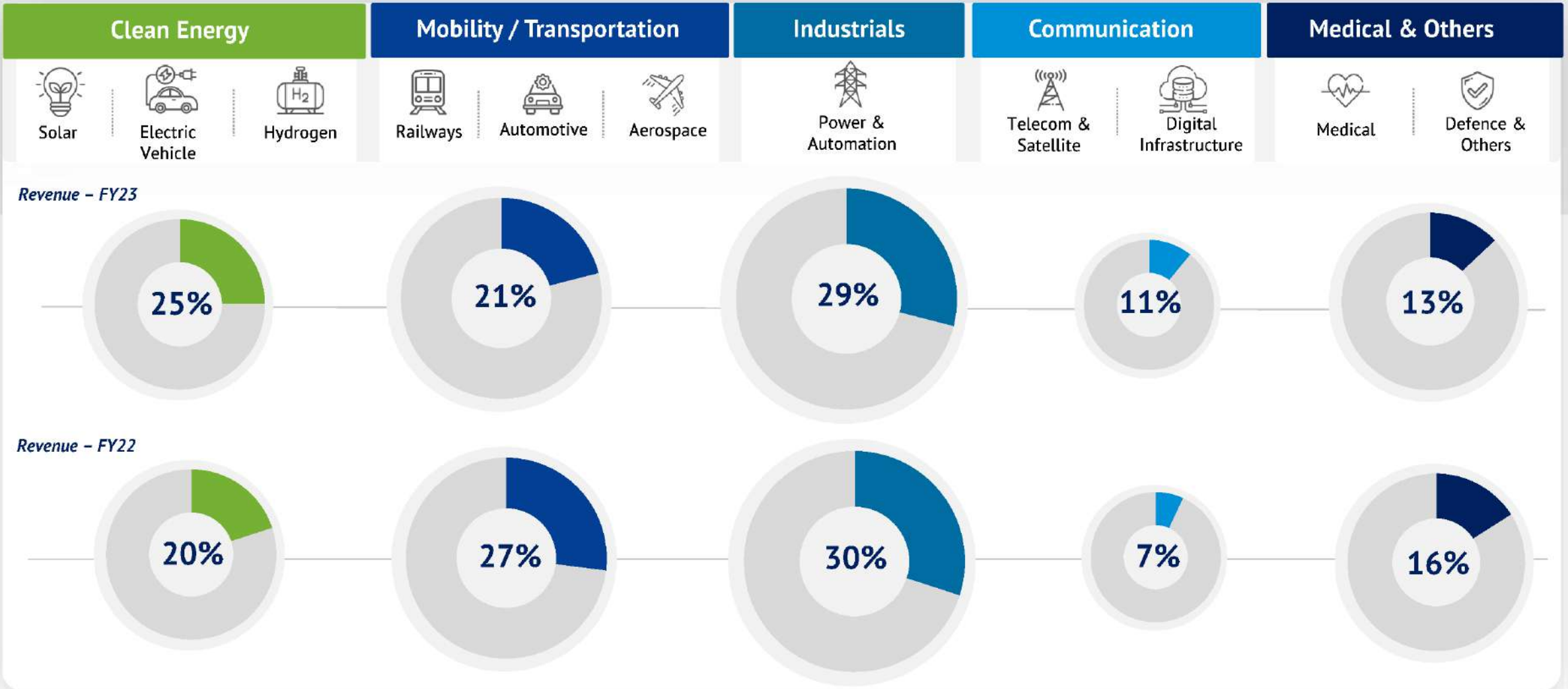
*Calculated excluding IPO cash proceeds

Financial Metrics - II



Global Customer Relationships

Presence across Multiple Industries with a Diversified Customer Base



Global Customer Relationships

Revenue split based on Customer geography

FY 2023

INDIA – 41%

US – 59%

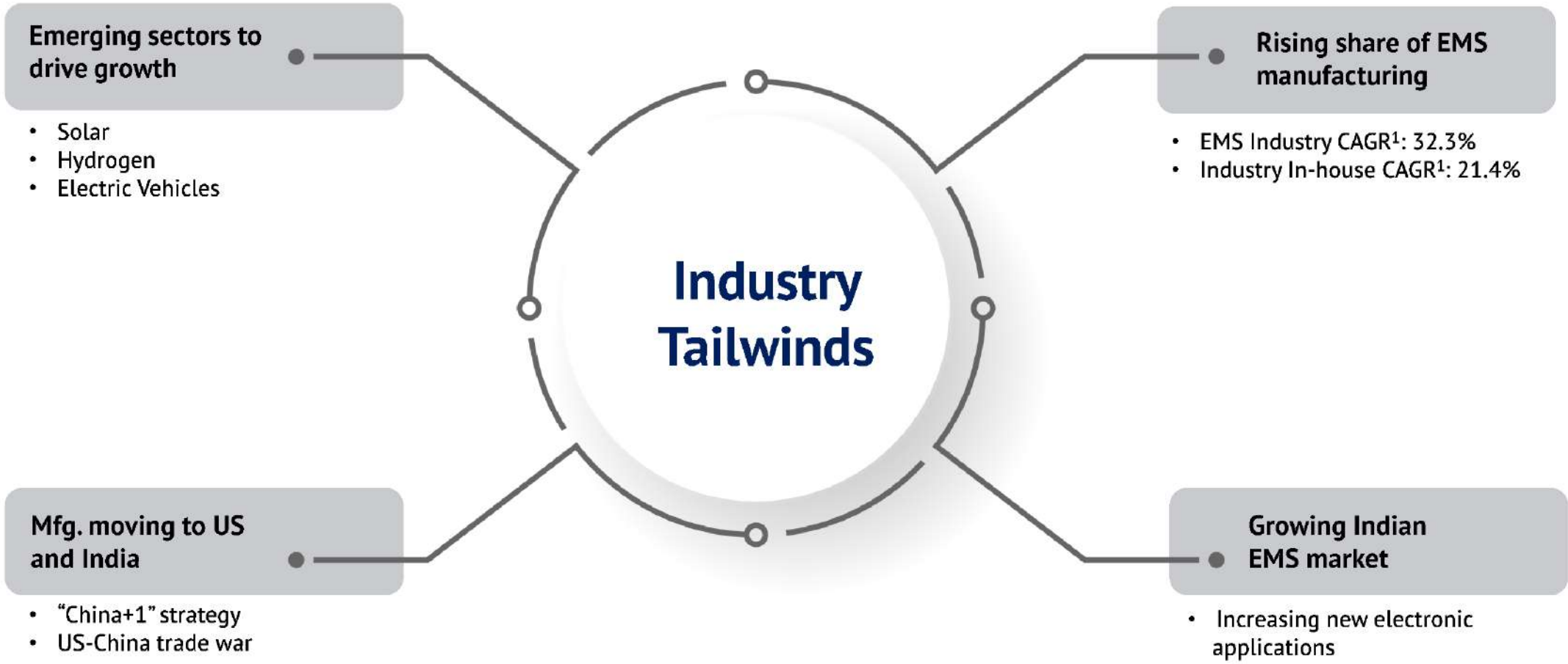
FY 2022

INDIA – 38%

US – 62%

Industry Outlook

Key Drivers



Source: F&S report. Mfg. – Manufacturing. Note: 1. CAGR over FY22 – 26E in India domestic production.

Industry Outlook

Sizeable and Growing Global EMS Market Opportunity

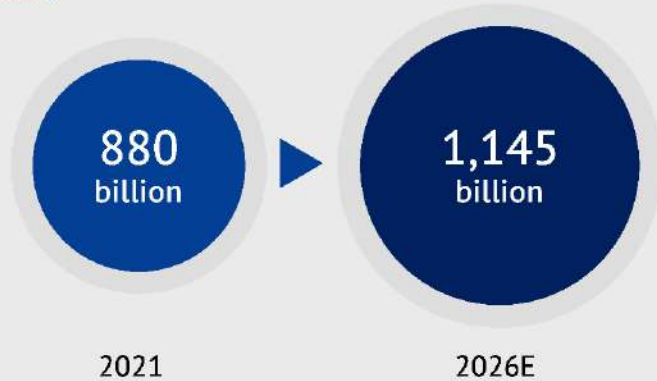
EMS market is poised for a robust growth across industries. India showcases unique competitive strengths

India is leading the EMS growth story

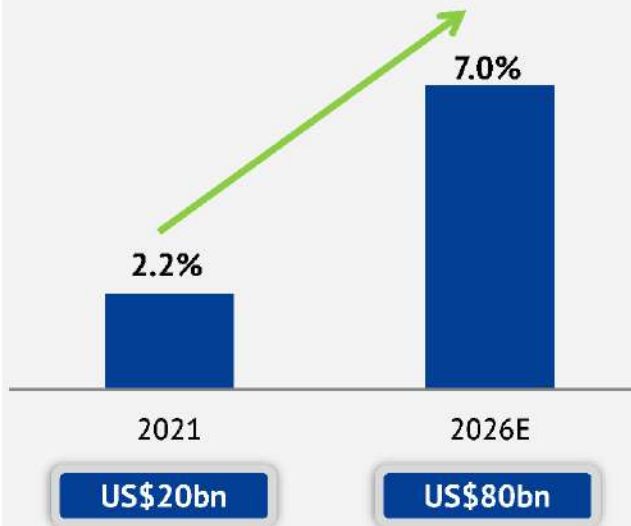
North America is the 2nd largest EMS market

Global EMS Market

(US\$bn)



India's Market Share



Change in Market share


	CAGR 2021-26E	Inflexion point	
		2016-21	2021-26E
India	32.3%	+1.1% ↑	+4.8% ↑
US	6.1%	+0.6% ↑	+0.5% ↑
SEA	5.4%	+0.9% ↑	--
China	4.3%	+3.2% ↑	-2.4% ↓
Europe	3.1%	+0.2% ↑	-0.7% ↓
Others	3.1%	-6.1% ↓	-2.1% ↓

Source: F&S Report. Notes: Numbers have been rounded-off.

Our Growth Strategy

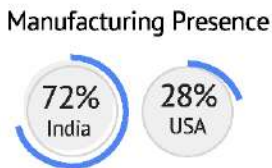
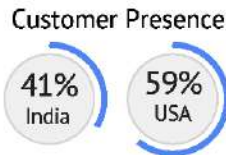
Optimal

Blend of

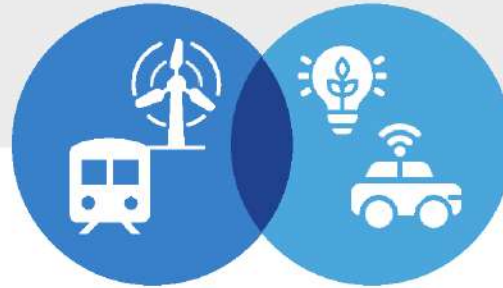


Geography

- Cater to world's fastest growing EMS markets – India & US
- Capitalize on India manufacturing and US onboarding
- Capitalize on hybrid manufacturing model



Combination of



Today's & Tomorrow's Industries

- Established businesses – Collaborate, Grow wallet share via up-selling & cross-selling
- Sunrise sector - Partner with emerging pioneers. Eg: Clean energy technology companies

Balance of



Profitability & Growth

- Focus on profitable growth
- Cater to
 - profitable segments. Eg: Aerospace
 - complex & mission critical product. Eg: Big box builds
- Win using integrated capabilities. Eg: Start with design services and reach box build

Income Statement

(INR Cr.)

Particulars	Q4 FY23	Q4 FY22	YoY Change	FY 2023	FY 2022	YoY Change
Revenue from Operations	272	210	29.6%	945	841	12.4%
Cost of Goods Sold	170	132	28.8%	607	554	9.5%
Gross Margin	102	73	39.4%	338	287	17.9%
Gross Margin (%)	37.5%	34.8%	271 bps	35.8%	34.1%	169 bps
Personnel Cost	43	33	27.9%	161	131	22.2%
Other Operating Expenses	18	16	12.4%	65	58	12.1%
EBITDA	41	24	74.2%	113	98	15.6%
EBITDA (%)	15.1%	11.2%	388 bps	11.9%	11.6%	34 bps
Depreciation	5	5	7.7%	20	18	9.2%
Finance Cost	10	8	14.9%	35	25	40.0%
Profit Before Tax (PBT)	30	14	116.5%	73	66	10.8%
Tax	7	3	127.7%	20	18	11.2%
Profit After Tax (PAT)	23	11	113.1%	53	67	10.6%*
PAT (%)	8.2%	5.0%	324 bps	5.5%	5.6%*	(10) bps

*Calculated excluding the exceptional item of INR 19.99 Cr received in FY22 pertaining to Paycheck Protection Program ('Covid support') given by USA Govt

Balance Sheet

(INR Cr.)

Assets	FY23	FY22
Property, plant and equipment	91	89
Capital work in progress	15	2
Right-of-use / intangible assets	37	25
Financial assets	5	5
Other non current assets	3	0
Total non-current assets	167	139
Inventories	318	233
Trade receivables	206	177
Cash and cash equivalents	422	10
Other financial assets	4	1
Other current assets	64	28
Total current assets	1,014	450
Total assets	1,180	589

Equity and liabilities	FY23	FY22
Shareholder's equity	537	89
Borrowings	66	74
Lease liabilities	29	17
Other financial liabilities	1	2
Other non-current liabilities	11	9
Total non-current liabilities	107	102
Borrowings	241	220
Lease liabilities	7	7
Trade payables	142	118
Other financial liabilities	91	13
Other current liabilities	56	41
Total current liabilities	536	399
Total liabilities	643	501
Total equity and liabilities	1,180	589

Cashflow Statement

(INR Cr.)

Particulars	Mar'23	Mar'22
Operating profit before working capital changes	73	86
Changes in working capital	(112)	(81)
Cash generated from operations	6	28
Direct taxes paid (net of refund)	(19)	(13)
Net Cash from Operating Activities (A)	(13)	16
Net Cash from Investing Activities (B)	(27)	(18)
Net Cash from Financing Activities (C)	454	(21)
Net Change in cash and cash equivalents	414	(24)
Closing Cash balance	422	8


IPO Proceeds

(INR Cr.)

Objects of the Issue	Amount to be utilized as per RHP	Utilization Amount as on 15 th May 2023*	Unutilized Amount as on 15 th May 2023
Debt repayment	145	145	0
Working Capital funding	90	77	13
General Corporate Purposes (Less: IPO Expenses)	63	37	26
Total	298	259	39

*Unaudited

Avalon Group - Overview



Aircraft engine parts



Telecom, satellite systems and digital infrastructure



Medical devices



Avalon's varied product applications across many end use industries



Products for defense application



Clean energy with presence in solar, hydrogen and electric vehicles industries



Signaling and braking systems for railways

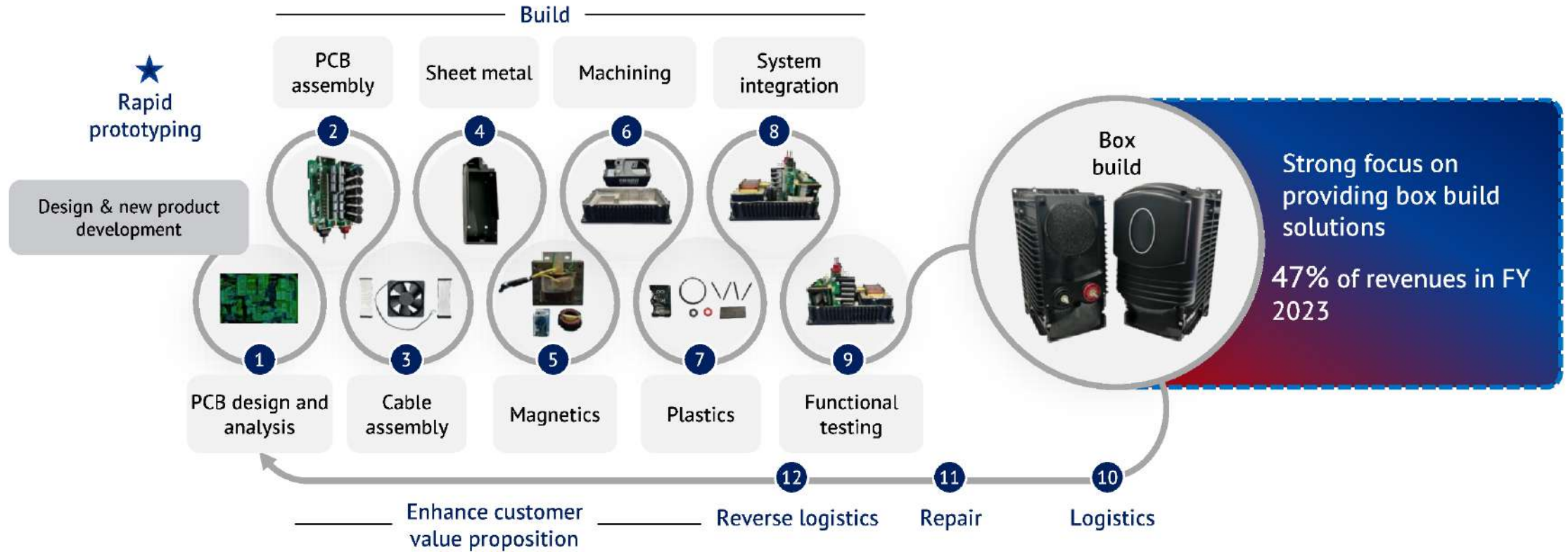
Our Journey So Far

Diversified Business and Strong Growth Avenues



Today

End-to-end Product Offering with Vertically Integrated Solutions – “One Stop Shop”

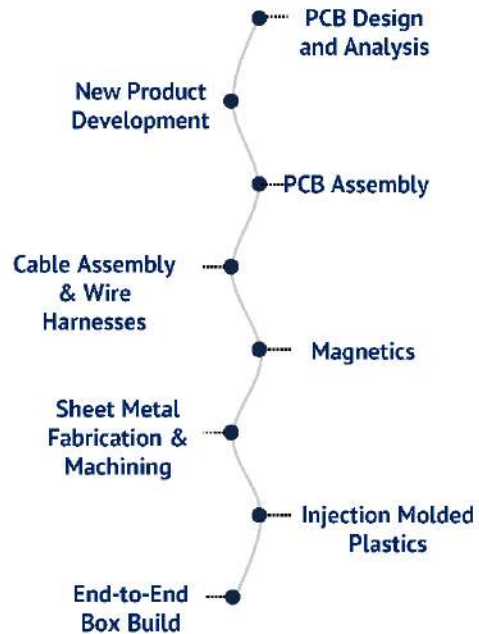


Each of the capabilities have contributed to Avalon becoming one of the leading EMS companies in India

Why Avalon

Our Key Differentiators

Vertical Integration



Global Mfg. & Delivery



Clean Energy



Source: Note: 1. Revenue Contribution based on Geography.

1 Our Positioning

Avalon is Uniquely Positioned & Well Placed to Capture Growth in the EMS Industry

Diversified product portfolio

Diversified across multiple end use industries

Presence in high precision & long product lifecycle industries

Leaders in high mix flexible volume products

Only Indian EMS company with manufacturing facilities in the US

Unique competitive advantage

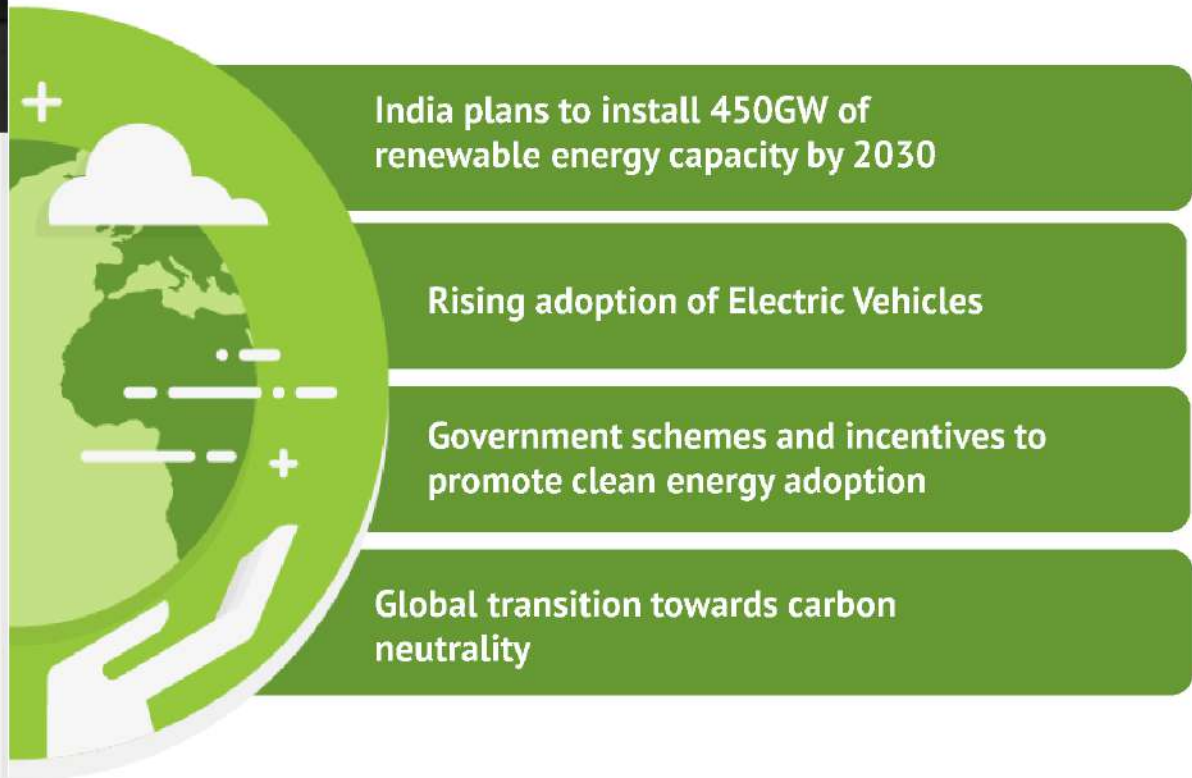
	Year	Service offering		Industry presence								Company focus			
		Design, Testing and PCBA ²	Box Build	Clean Energy	Auto	Railways	Aerospace & Defense	Industrials	Telecom (Communication)	Medical	CEA	Vertical Integration	Global mfg.	Aftermarket services	Company focus
Avalon	1999	✓	✓	✓	✓	✓	✓	✓	✓	✓	○	✓	✓	✓	B2B
Dixon Technologies India Ltd.	1993	✓	✓	○	○	○	○	○	○	✓	✓	○	○	✓	B2C
Amber Enterprises India Ltd	1990	✓	✓	○	✓	✓	○	○	○	○	✓	○	○	✓	B2B B2C
Elin Electronics Ltd	1969	✓	✓	○	✓	○	○	○	○	✓	✓	○	○	○	B2C
Syrma SGS Technology Ltd	1978	✓	○	✓	✓	○	○	✓	✓	✓	✓	○	○	✓	B2B
Kaynes Technology India Ltd	--	✓	✓	○	✓	✓	✓	✓	○	✓	✓	✓	○	✓	B2B B2C
Bharat FIH Ltd	--	✓	✓	✓	✓	○	○	○	○	○	✓	✓	○	✓	B2C
SFO Technologies Pvt Limited	1990	✓	✓	○	✓	○	✓	✓	✓	✓	○	✓	○	✓	B2B
VVDN Technologies Pvt Ltd	--	✓	○	○	○	○	○	✓	✓	○	○	○	○	○	B2B

Source: F&S Report. Notes: CEA = Consumer Electronics and Appliances. 1. Others include Mobile phones, IT Hardware, Lighting, Energy, Power, etc.; 2. Design includes product / PCB Design.

2

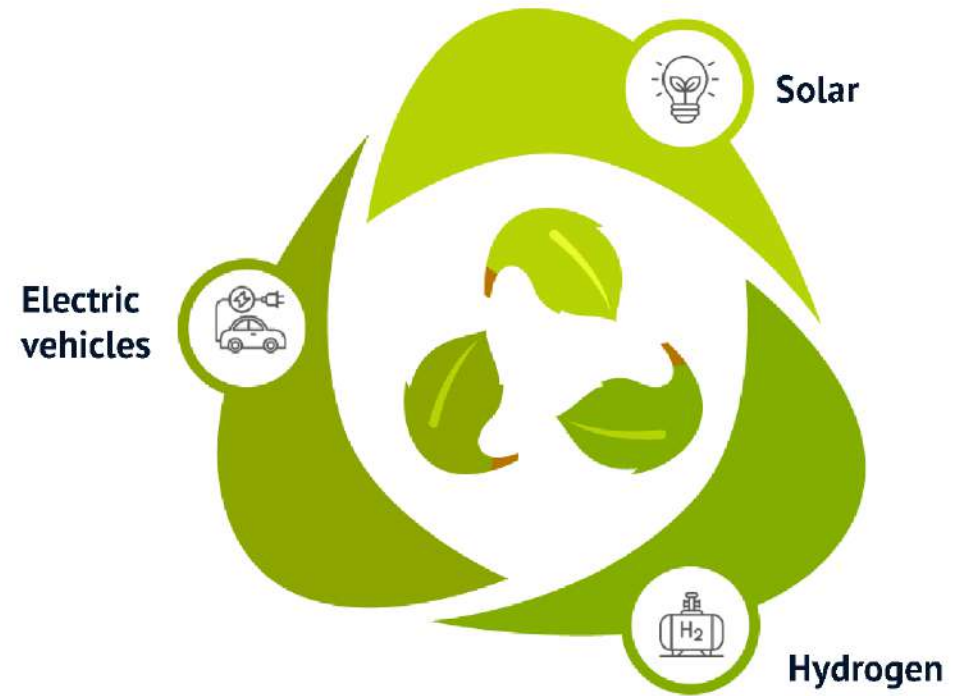
Clean Energy

Avalon's Presence in Clean Energy, a Sunrise Sector for the EMS Industry which is Poised for Robust Growth



- India plans to install 450GW of renewable energy capacity by 2030
- Rising adoption of Electric Vehicles
- Government schemes and incentives to promote clean energy adoption
- Global transition towards carbon neutrality

Robust growth of the clean energy sector creating additional demand for electronic products driving the EMS industry



Avalon is operating in key product categories in the clean energy sector

Source: F&S Report.

3 High Mix Products (1/2)

Leaders in High Mix Flexible Volume Products across Multiple Industries

High precision product offering across industries with long product development cycle & significant growth potential



Source: F&S report.

3 High Mix Products (2/2)

Examples of Presence in High Mix & Long Product Development Cycle Products



Combustion liner

Aerospace

- Assembled with 32 sheet metal child parts
- Combined with high temperature alloys
- Specialized welding processes
- Brazing and heat treatment



Piston assembly for fueling system

Industrials

- Intricate injection insert molding
- Ultrasonically welding seals
- Ensuring leak proof between fuel and non-fuel side plastics



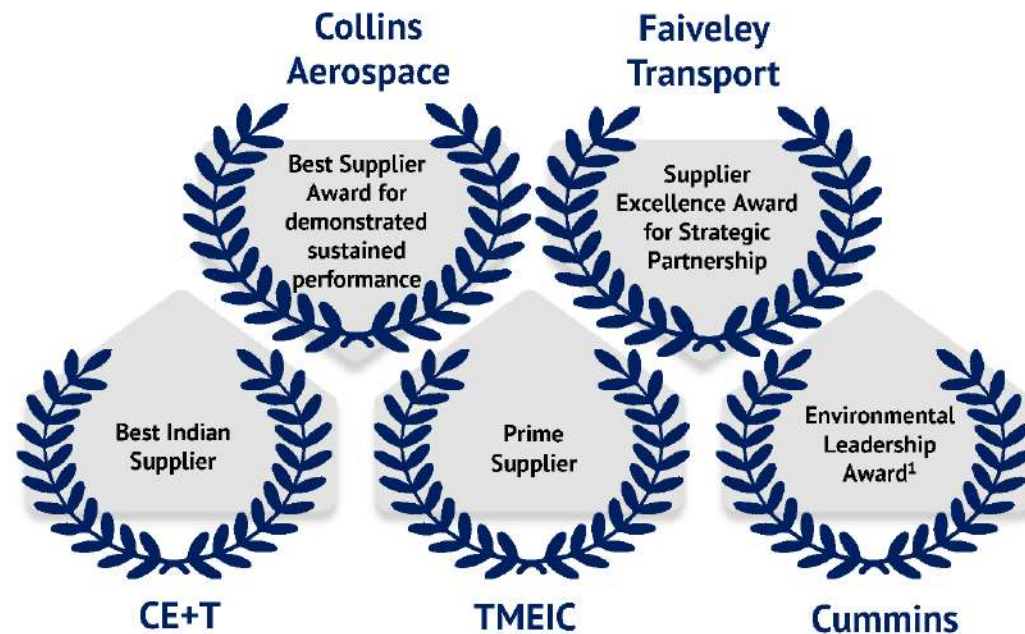
Anti-collision signaling system

Railways

- Conducted joint product development and prototyping for over 6 years (early 2009 to 2015)
- Highly critical and reliable product
- Significant barriers to entry for Railway Projects

4 Awards & Recognition

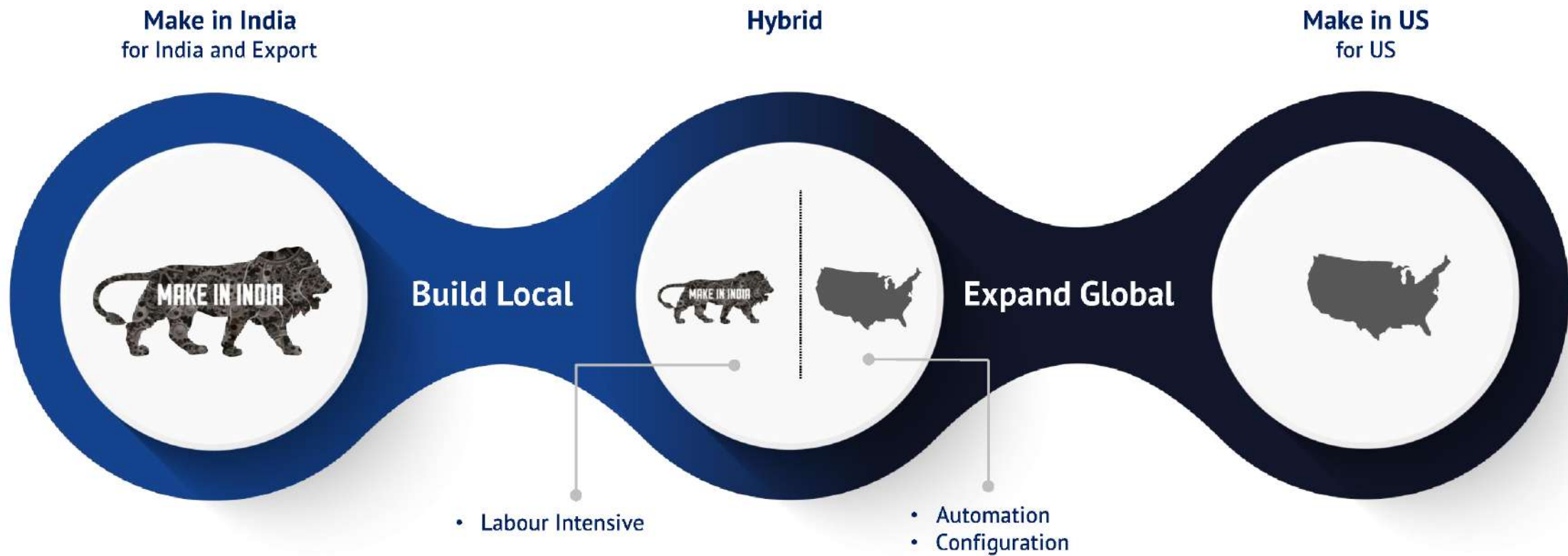
Numerous Awards Stand Testimony of Performance



Select customer awards for quality and customer satisfaction

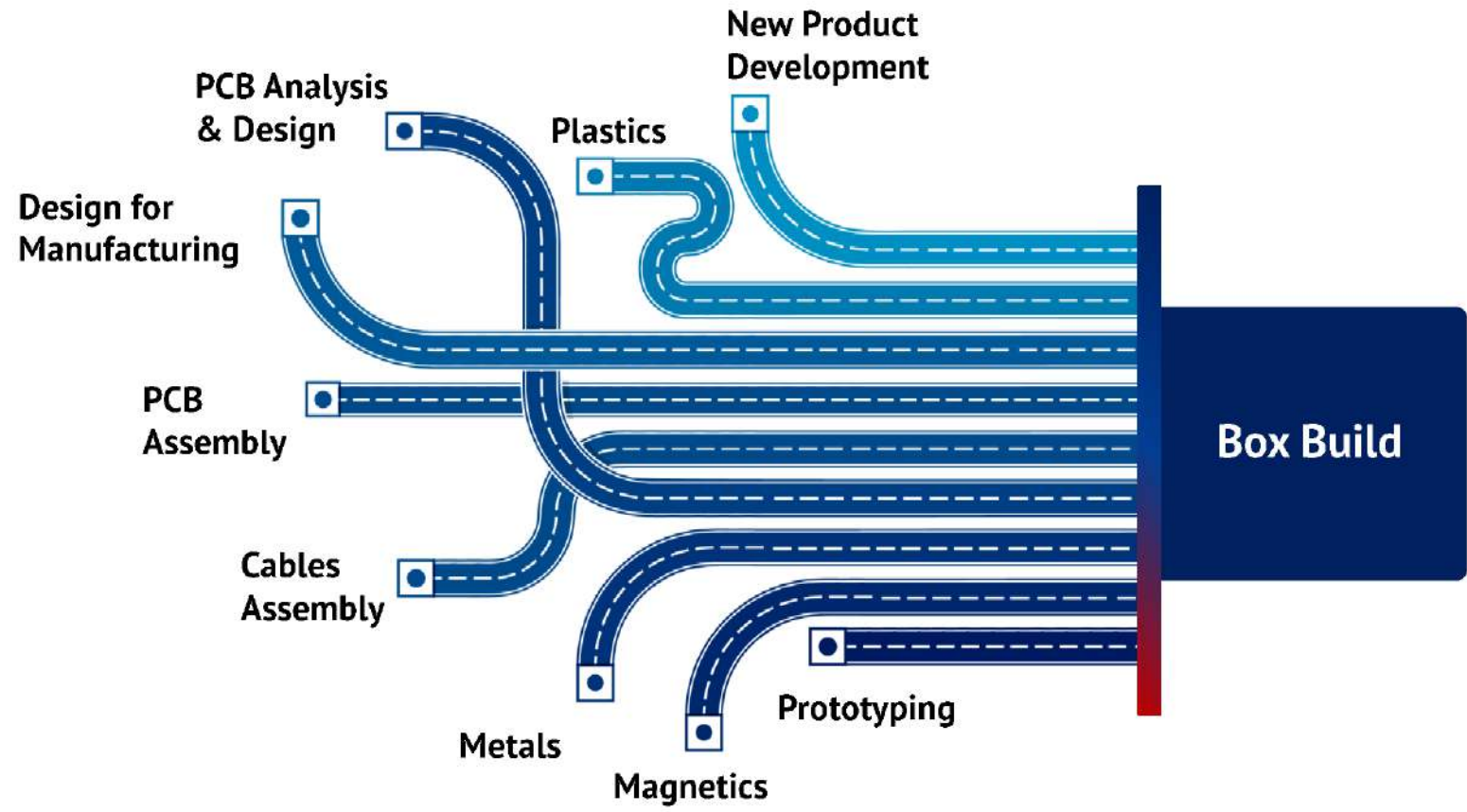
5 Client Delivery Model (1/2)

Flexibility in manufacturing and leveraging Hybrid Model



5 Client Delivery Model (2/2)

Strong Focus on Up-selling and Cross-selling



6 Global Manufacturing Footprint

Serve Customers Locally and Leverage Hybrid Model of Delivery

Global manufacturing presence with state-of-the-art manufacturing facilities



Accredited with Global Quality Standards and Certifications



>560 k sq. ft. design & mfg. facilities | 65 Production lines Operating 2 shifts | Buffer capacity to ramp up production

Notes: Numbers have been rounded-off. SMT = Surface Mount Technology; THT = Through Hole Technology. 1. PPM (customer parts per million) is defined as the number of parts which are defective out of a million; 2. Setting up a new assembly line; 3. Standard Minute Value is the time taken by a qualified worker to perform a given task; 4. One of the facilities is located in Kanchipuram; 5. DTA = Domestic Tariff Area.

7 Avalon's Manufacturing Facilities



Chennai, India



Chennai, India



Chennai, India



Bengaluru, India



Atlanta, US



Bengaluru, India

8 Key Management Personnel

Strong Management Team with Proven Track Record of Performance and Sound Cross-functional Expertise



Michael Robinson
Chief Operating Officer²

- Responsible for overall manufacturing operations in the US
- Holds a bachelor's degree in science from Worcester Polytechnic Institute, US
- Prior experience: Motorola Inc., Wconnect LLC
- Co-invented "Battery Identification Apparatus" & "Weldless Battery Pack" (both US-patented)



RM Subramanian
Chief Financial Officer

- Responsible for financial functions of Avalon Technologies Ltd. and its subsidiaries
- Holds a bachelor's degree in civil engineering from BITS and PGDM from IIM, Bangalore
- Prior experience with A.F. Ferguson & Co Cairn Energy India Pty. Ltd. and Essar Oil Ltd.



Shamil Bicha
Vice President, Business Development

- Responsible for sales, business development and marketing functions
- Holds a bachelors in mechanical engineering from University of Madras
- Prior experience: Applied Materials, Inc.



Kesavan P
Vice President, Operations

- Several years of experience in operations – PCB and cables division
- Attended first year of diploma course in telecommunication from MEI Polytechnic, Bengaluru
- Prior experience: Quest Smartech Pvt. Ltd., Texmaxo Micro Indo Utama, Sun Fibre Optics Pvt. Ltd., MiniCircuits Ltd.



Arjun Balakrishnan
Vice President, Corporate Strategy⁴

- Responsible for operations of metals, aerospace and plastics division
- Holds an MS (engineering) from University of Texas, US and an MBA from Harvard University, Boston, US
- Prior experience: Holm Industries, GE Power Controls India Ltd., Panasonic India Pvt. Ltd.



O J Sathish
Vice President³

- Head of PCB & Semiconductor engineering³
- Heads Design & Development division³
- Holds Bachelors in Engineering from Annamalai University and PGDM (operations management) from IGNOU
- Prior experience: Alpha-Imager Pvt. Ltd.



Savita R Ganjigatti
Vice President, Engineering³

- Head of PCB design and analysis team³
- Holds a bachelors in engineering and masters in technology from Visvesvaraya Technology University, Belgaum
- Prior experience: Karnataka Telecom Ltd., Alpha-Imager Pvt. Ltd.
- Member of TLP1 of IPC Design, US



Harold Frederick Schilb III
Vice President, Business Development²

- Responsible for business development & leads the sales team
- Holds bachelors in science (electrical engineering) from Northeastern University, Massachusetts, US and an MBA from Fairleigh Dickinson University, US
- Prior experience: Dwfritz Automation LLC, Celestica Corporation, Electri-Cord Manufacturing Co, IEC Electronics Corp, etc.

Decades of experience in the EMS industry

Instrumental in Avalon's growth

Notes: BITS = Birla Institute of Technology; B.Com = Bachelors in Commerce; M.Com = Masters in Commerce; BA = Bachelors in Arts; MA = Masters in Arts; B.Tech = Bachelors in Technology; MS = Masters in Science; MBA = Masters in Business Administration; PGDM = Post Graduate Diploma in Management; IGNOU = Indira Gandhi National Open University. 1. Thought Leadership Programme. 2. of Sienna. 3. of Sienna ECAD. 4. VP, Corporate Strategy of Avalon Technologies & Services.

9 Experienced Board of Directors

Promoter-led Management Team and Highly Experienced Board



Kunhamed Bicha
Chairman & Managing Director

- Promoter of Avalon Technologies Ltd.
- Recipient of "CII Connect 2017 Award for Entrepreneur of the Year (Manufacturing)"¹
- Bachelor's degree in mechanical engineering from PSG College and master's degree in science (industrial engineering) from Wichita State University



Bhaskar Srinivasan
Non-executive Director

- Promoter of Avalon Technologies Ltd.
- MBA from Cochin University of Science & Technology; master's degree in science (industrial engineering) from Wichita State University
- Prior experience with Applied Materials, Inc.



Luquman Veedu Ediyannam
Non-executive Director

- Bachelor's degree in technology from University of Calicut
- Currently, the legal partner and MD at Dhafir Technologies, UAE



Sareday Seshu Kumar
Non-Executive Director

- Attended Osmania University to pursue a bachelor's degree in arts
- Participated in accelerated management programme conducted by ISB
- Prior experience: Founder and CEO of Emantras Interactive Technologies Pvt. Ltd.

Decades of experience in the EMS industry



Venkataramani Ananthramakrishnan
Independent Director

- MBA from University of Chicago
- Currently, serves as the MD of IP Rings Ltd. (a part of Amalgamations group)



Chandar Pattabhiram
Independent Director

- Bachelor's degree in mechanical engineering from PSG College
- Currently, serves as the Chief Marketing Officer of Coupa Software Incorporated
- Prior experience with Badgeville, Inc. and Marketo, Inc.



Byas Unnikrishnan Nambisan
Independent Director

- Master's degree in science (Industrial administration) from Carnegie-Mellon University
- Currently, serves as the CEO & Director on the Board of Ezetap Mobile Solutions Pvt. Ltd.



Nandita Abraham
Independent Director

- Master's degree in science from Philadelphia College of Textiles and Science and a diploma in apparel marketing and merchandising from NIFT, New Delhi
- Currently, serves on the Board of Cerebrus Consultants Pvt. Ltd.

Instrumental in Avalon's growth

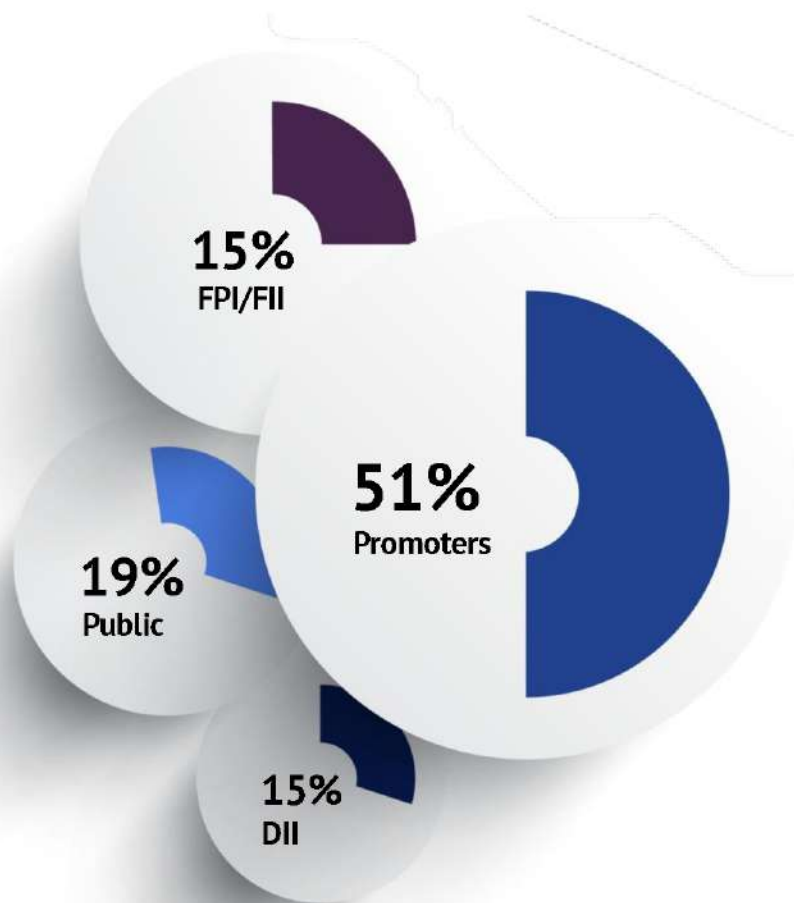
Notes: MD = Managing Director; ISB = Indian School of Business; PGDM = Post Graduate Diploma in Management. 1. Awarded by Confederation of Indian Industry.



Annexures

Shareholding Pattern

(INR Cr.)



Share Information

(As on April 28, 2023)

NSE Ticker	AVALON
BSE Ticker	543896
Market Cap (INR Cr)	2,443
% free-float	49%
Free-float market cap (INR Cr)	1,192
Shares Outstanding	6,52,92,577
Industry	Electronic Manufacturing Services

Note: Numbers have been rounded-off. 1. Restated numbers.

Consolidated Profit and Loss

(INR Cr.)

Particulars	FY20	FY21	FY22	FY23
Revenues from operations	642	691	841	945
Other income	11.3	5.4	11	14
Total income	653	696	852	959
Cost of raw materials consumed	429	436	561	624
Changes in inventories of finished goods, work-in-progress	(18)	20	(7)	(17)
Employee benefits expense	116	119	287	338
Finance costs	45	27	131	161
Depreciation and amortisation expenses	16	16	25	35
Other expenses	50	49	18	20
Profit before tax ¹	15	29	66	73
Exceptional items	-	-	20	0
Profit before tax ¹ (after exceptional items)	15	29	86	73
Tax expense	3	5.7	18	20
Profit for the year ¹	12	23	67	53
Margin (%)	2%	3%	8%	5%
ROE (%)	25%	40%	85%	48%
ROCE (%)	27%	21%	27%	28%

Note: Numbers have been rounded-off. 1. Restated numbers.

Consolidated Balance Sheet

(INR Cr.)

Assets	FY20	FY21	FY22	FY23
Tangible Assets	75	83	91	91
Right-of-use / intangible assets	27	21	25	25
Financial assets	7	4	5	5
Other noncurrent assets	29	25	18	45
Total non-current assets	137	133	139	167
Inventories	155	146	233	318
Trade receivables	114	182	177	206
Cash and cash equivalents	27	34	10	422
Other financial and current assets	17	18	30	67
Total current assets	313	380	450	1,014
Total assets	450	513	589	1,180

Equity and liabilities	FY20	FY21	FY22	FY23
Shareholder's equity	3	28	89	537
Borrowings – Long term	50	81	74	66
Lease and Other non-current liabilities	30	24	27	42
Total non-current liabilities	79	105	102	107
Borrowings – Short term	199	214	220	241
Trade payables	136	128	118	142
Lease and Other financial & current liabilities	32	38	61	154
Total current liabilities	367	379	399	536
Total liabilities	446	484	501	643
Total equity and liabilities	450	513	589	1,180

Overview of Products and Capabilities

Injection Molded Plastics

Plastics Gallery





We serve our customers from the injection molding plastic business in various industries including aerospace, industrial and power

Overview of Products and Capabilities

End-to-End Box Build


System Integration Gallery



Overview of Products and Capabilities

Printed Circuit Board Assembly

PCB Gallery



Overview of Products and Capabilities

Cable Assembly and Wire Harnesses




Cables & Wire Harnesses



Overview of Products and Capabilities

Sheet Metal Fabrication and Machining


Aerospace Sheet Metal Gallery



Overview of Products and Capabilities

Sheet Metal Fabrication and Machining

Sheet Metal & Machining Gallery



Overview of Products and Capabilities

Magnetics

Magnetics Gallery





Glossary

Glossary

Term	Description	Term	Description
Avalon	Avalon Technologies Ltd.	IoT	Internet of Things
ATS	Avalon Technologies and Services	M.Com	Masters in Commerce
B.Com	Bachelors in Commerce	MA	Masters in Arts
B.Tech	Bachelors in Technology	MBA	Masters in Business Administration
B2B	Business to Business	MD	Managing Director
B2C	Business to Customer	MS	Masters in Science
BA	Bachelors in Arts	N.A.	North America
BGA	Ball Grid Array	NPD	New Product Development
BITS	Birla Institute of Technology	ODM	Original Design Manufacturer
CA	California	OEM	Original Equipment Manufacturer
CAD	Computer Aided Design	OFS	Offer for Sale
CAGR	Compounded Annual Growth Rate	PAT	Profit After Taxes
CEA	Consumer Electronics and Appliances	PCB	Printed Circuit Board
CEO	Chief Executive Officer	PCBA	Printed Circuit Board Analysis
CS	Company Secretary	PGDM	Post Graduate Diploma in Management
EBITDA	Earnings Before Interest Tax Depreciation & Amortization	PLC	Product Life Cycle
EMS	Electronic Manufacturing Services	QIB	Qualified Institutional Buyer
EV	Electric Vehicle	ROCE	Return on Capital Employed
FPT	Flying Probe Testing	ROE	Return on Equity
FY	Financial Year	RoNW	Return on Net Worth
GA	Georgia	SMT	Surface Mounted Technology
HDI	High Density Interconnect	Sienna	Sienna Corporation
IGNOU	Indira Gandhi National Open University	SPI	Solder Paste Inspection
IIM	Indian Institute of Management	THT	Through Hole Technology
IND AS7	Indian Accounting Standard 7	US	United States

May 26, 2023

To:

BSE Limited
Corporate Relationship Department
PJ towers,
Dhalal Street,
Mumbai -400001
BSE – Scrip CODE - 543896

To:

The Manager
Listing Department
The National Stock Exchange of India Limited
“Exchange Plaza”, Bandra – Kurla Complex,
Bandra (EAST),
Mumbai – 400051
NSE – Symbol: AVALON

Sir/Madam,

Sub: -

Declaration with respect to the Audit Report with unmodified opinion to the Audited Financial Results for the Financial Year March 31, 2023.

We hereby declare that the Audit report issued by our Statutory Auditor, Varma & Varma, Chartered Accountants on the Standalone and Consolidated Audited Financial Results of the Company for the Financial Year ended March 31, 2023, is **unmodified**.

The above declaration is made pursuant to the Regulation 33(3)(d) of SEBI (Listing Obligations and Disclosure Requirements) Regulations, 2015, as amended.

You are requested to kindly take the above on records.

Yours sincerely,

For **AVALON TECHNOLOGIES LIMITED**

RAJESH V

Digitally signed by RAJESH V
DN: c=IN, o=PERSONAL, title=8040,
pseudonym=d3fae29564e689b6dad5ce1b640fac12a6df295ce1
9100623e84e479c7ce25, postalCode=600048, st=TN, m1=Nadu,
serialNumber=06c528795598560a0a0ad1b1915b169a12ac9f57a1
ba12cc4d254679122057996, cn=RAJESH V
Date: 2023.05.26 13:48:29 +05'30'

Name of the Person: Dr. V. Rajesh

Designation: Company Secretary

Membership Number: F9213

Avalon Technologies Limited

(Formerly Avalon Technologies Private Limited)

Corporate Identification Number: U30007TN1999PLC043479

Reg. Office 'TPI Block' B7, First Main Road, MEPZ-SEZ, Tambaram, Chennai 600 045

T +91 44 4222 0400 | F +91 44 2262 0097 | E corp@avalontec.com

www.avalontec.com