

November 12, 2024

Dept. of Corporate Services, BSE Limited Phiroze Jeejeebhoy Towers, Dalal Street, Mumbai- 400001, Maharashtra, India.	National Stock Exchange of India Limited Exchange Plaza, Plot No. C/1, G Block, Bandra-Kurla Complex, Bandra (E) Mumbai - 400 051, Maharashtra, India.
Scrip Code: 504341	Scrip Code: RELTD

Dear Sir/Madam,

Sub: Submission of Financial Results and Outcome of Board Meeting:

The Board of Directors of the Company at its meeting held on Tuesday, November 12, 2024 *inter alia* considered the following –

1. Considered and approved, the Unaudited Standalone and Consolidated Financial Results for the quarter/half year ended September 30, 2024. We are enclosing herewith duly authenticated copies of the Unaudited Standalone and Consolidated Financial Results along with the Limited Review Reports issued by the Statutory Auditors of the Company M/s. P. Ishwara Bhat & Co., Chartered Accountants, Bangalore.
2. In accordance with regulation 30 and Schedule III of the SEBI (Listing Obligations and Disclosure Requirements) Regulations, 2015 ("Listing Regulations"), we hereby inform that Mr. Vadiraj Mutalik, Company Secretary and Compliance Officer (Key Managerial Personnel) of the Company, has submitted his resignation to pursue an alternate career opportunity outside the Organization.

The Board considered and accepted resignation of Mr. Vadiraj Mutalik and he will be relieved from his duties with effect from the close of business hours on November 12, 2024.

Copy of his resignation letter is enclosed herewith.

3. Appointed Mr. Madhukar Shipurkar (Membership Number A64947), an Associate Member of the Institute of Company Secretaries of India, as Company Secretary of the Company with effect from November 13, 2024, in compliance with the provisions of Section 203 of the Companies Act, 2013 and Regulation 6 of the Securities and Exchange Board of India (Listing Obligations and Disclosure Requirements) Regulations, 2015. He shall be a Key Managerial and Senior Managerial Personnel and shall also be treated as the Compliance Officer of the Company.

Disclosure under Regulation 30 of SEBI (LODR) Regulations read with SEBI Circular No. SEBI/HO/CFD/CFD-PoD-1/P/CIR/2023/123 dated July 13, 2024, is enclosed as **ANNEXURE**;



In view of the said appointment and pursuant to Regulations 30(5) of the SEBI (LODR) Regulations, following are the updated contact details of the Key Managerial Personnel (KMP) of the Company, who are authorised pursuant to the Board approved policy for determining the materiality of any event or information and for making the necessary disclosures to the stock exchanges:

Sr. No.	Name of KMP	Designation	Contact
1.	Mr. Shantanu Lath	Chief Executive Officer	+91-22-4609 7488
2.	Mr. Madhukar Shipurkar	Company Secretary & Compliance Officer	+91-831-240 6600

The meeting of the Board of Directors commenced at 3:05 PM and concluded at 4:15 PM.

Kindly take the same on your records and oblige.

Thanking you.

Yours faithfully,

For Ravindra Energy Limited

Vidya Murkumbi
Executive Chairperson
DIN: 00007588

ANNEXURE

Disclosure under Para A of Part A of Schedule III of Regulation 30 of Securities and Exchange Board of India (Listing Obligations and Disclosure Requirements) Regulations, 2015

• **Change in Key Managerial Personnel – Company Secretary & Compliance Officer:**

Resignation by Mr. Vadiraj Mutalik

Sr. No.	Requirement	Disclosure
1.	Reason for change	Resignation from the position of Company Secretary & Compliance Officer to pursue an alternate career opportunity outside the Organization.
2.	Date of Resignation	From the closing of the business hours on November 12, 2024.
3.	Terms of Appointment	NA
4.	Brief Profile	NA
5.	Disclosure of relationships between directors	NA

ANNEXURE

Disclosure under Para A of Part A of Schedule III of Regulation 30 of Securities and Exchange Board of India (Listing Obligations and Disclosure Requirements) Regulations, 2015

• **Change in Key Managerial Personnel – Company Secretary & Compliance Officer:**

Appointment of Mr. Madhukar Shipurkar

Sr. No.	Requirement	Disclosure
1.	Reason for change	Appointment of Mr. Madhukar Shipurkar (Membership Number A64947) as Company Secretary & Compliance Officer
2.	Date of Appointment	November 13, 2024
3.	Terms of Appointment	Full Time Employment
4.	Brief Profile	Mr. Madhukar Rajendra Shipurkar, is an Associate Member of the Institute of Company Secretaries of India holding Membership Number A64947. He has also done post graduate diploma in International Business Operation and M.Com post graduate. He has over 10 years of experience in dealing with Secretarial Compliances, Foreign Exchange Management Act, RBI, Legal, etc., In the past he has worked with Practicing Company Secretary firm and corporate group companies. His last employment was with AEQUS Group of Companies, he has worked as a Whole-Time-Company Secretary of one of its joint venture entities.
5.	Disclosure of relationships between directors	NA

Yours faithfully,

For Ravindra Energy Limited

Vidya Murkumbi
Executive Chairperson
DIN: 00007588



P.ISHWARA BHAT & CO.,

Chartered Accountants

Independent Auditor's Review Report on Quarterly Unaudited Standalone Financial Results of the Company Pursuant to the Regulation 33 of the SEBI (Listing Obligations and Disclosure Requirements) Regulations, 2015, as amended

To,
The Board of Directors
Ravindra Energy Limited
Belagavi

1. We have reviewed the accompanying Statement of Unaudited Standalone financial results of Ravindra Energy Limited ('the Company') for the quarter and half year ended September 30, 2024 attached herewith, being submitted by the company pursuant to the requirement of Regulation 33 of the SEBI (Listing Obligations and Disclosure Requirements) Regulations, 2015, as amended ("the Regulation") read with SEBI Circular No. CIR/CFD/CMD1/44/2019 dated March 29, 2019 ("the Circular").
2. This Statement, which is the responsibility of the company's management and approved by the Board of Directors has been prepared in accordance with the recognition and measurement principles laid down in Accounting Standard (Ind AS 34) - Interim Financial Reporting, prescribed, under Section 133 of the Companies Act, 2013 read with relevant rules issued thereunder as applicable and other accounting principles generally accepted in India, read with the Circular. Our responsibility is to express an opinion on the Statement based on our review.
3. We conducted our review of the Statement in accordance with the Standard on Review Engagements (SRE) 2410, "Review of Interim Financial Information Performed by the Independent Auditor of the Entity" issued by the Institute of Chartered Accountants of India. A review of interim financial information consists of making inquiries, primarily of persons responsible for financial and accounting matters, and applying analytical and other review procedures. A review is substantially less in scope than an audit conducted in accordance with Standards on Auditing and consequently does not enable us to obtain assurance that we would become aware of all significant matters that might be identified in an audit. We have not performed an audit and accordingly, we do not express an audit opinion.
4. Based on our review conducted and procedures performed as per paragraph 3 above, nothing has come to our attention that causes us to believe that the accompanying statement of unaudited standalone financial results prepared in accordance with the recognition and measurement principles laid down in the applicable Indian Accounting Standards ('Ind AS') specified under Section 133 of the Companies Act, 2013 as amended, read with relevant rules issued thereunder and other recognised accounting practices and policies has not disclosed the information required to be disclosed in terms of the Regulation, read with the Circular, including the manner in which it is to be disclosed, or that it contains any material misstatement.

for P. Ishwara Bhat & Co.,
Chartered Accountants
Firm Regn. No.: 001156S

P. Ishwara Bhat
Partner

M. No. 019716

UDIN: 24019716BKEXKN3808



Place: Mumbai
Date: November 12, 2024

Flat #107, Swiss Complex, 1st Floor, #33, Race Course Road, Bangalore – 560001
Tel.: 80-22263246, 22265346, E- Mail: pibhat107@gmail.com/shantha_blr@yahoo.co.in



RAVINDRA ENERGY LIMITED

(Reg. office :BC - 105, Havelock Road, Camp Belgaum - 590001 Karnataka) CIN : L40104KA1980PLC075720

Statement of unaudited Standalone Results for the Half Year Ended September 30, 2024

(₹ in Million, except per share data & Ratios)

Particulars	Quarter ended			Half Year Ended		Year ended
	September 30, 2024 (Unaudited)	June 30, 2024 (Unaudited)	September 30, 2023 (Unaudited)	September 30, 2024 (Unaudited)	September 30, 2023 (Unaudited)	March 31, 2024 (Audited)
1 Revenue from Operations	40.67	35.06	165.08	75.73	407.70	606.42
Other Income	16.26	6.95	8.70	23.21	11.60	43.59
Total Revenue	56.93	42.02	173.78	98.94	419.30	650.01
2 Expenditure						
Cost of Materials Consumed	2.29	2.67	113.11	4.96	265.10	327.64
Purchases of Stock-in-Trade	-	-	-	-	-	-
Changes in Inventories of Stock-In-Trade	-	-	-	-	-	-
Employee Benefit Expenses	16.60	17.00	16.78	33.61	31.67	68.31
Financial Costs	2.89	4.39	5.60	7.28	9.32	16.11
Depreciation and Amortization Expense	4.00	4.21	4.32	8.21	8.57	17.22
Other Expenses	29.82	22.91	26.61	52.73	57.98	113.24
Total Expenses	55.59	51.19	166.43	106.78	372.63	542.51
3 Profit/(Loss) before exceptional items and Tax (1-2)	1.34	(9.18)	7.35	(7.84)	46.67	107.50
4 Exceptional item	1.87	89.67	-	91.54	-	-
5 Profit/(Loss) before tax (3+4)	3.21	80.50	7.35	83.70	46.67	107.50
6 Tax Expenses						
(a) Current Tax	(18.38)	20.15	-	1.77	-	0.01
(b) Deferred Tax	0.20	(0.34)	(0.41)	(0.14)	(0.67)	(0.94)
7 Net Profit/(Loss) after tax (5-6)	21.38	60.69	7.76	82.07	47.34	108.43
8 Other Comprehensive Income						
A (i) Items that will not be reclassified to profit or loss	-	-	-	-	-	0.03
(ii) Income tax relating to items that will not be reclassified to profit or loss	-	-	-	-	-	-
B (i) Items that will be reclassified to profit or loss	-	-	-	-	-	-
(ii) Income tax relating to items that will be reclassified to profit or loss	-	-	-	-	-	-
9 Total Comprehensive Income (7+8)	21.38	60.69	7.76	82.07	47.34	108.46
10 Paid up Equity share capital	1,544.80	1,544.80	1,544.80	1,544.80	1,544.80	1,544.80
11 Other Equity	-	-	-	-	-	(91.25)
12 Earnings per share (EPS) before and after Extraordinary items, face value of 10/- each share, (not annualised);						
(1) Basic	0.14	0.40	0.06	0.53	0.35	0.74
(2) Diluted	0.14	0.40	0.06	0.53	0.35	0.74
[Nominal Value of Shares Rs. 10/- each]						

For Ravindra Energy Limited

Place: Mumbai
Date : November 12, 2024

Vidya Murkumbi
Executive Chairperson

Ravindra Energy Limited
(Reg. office :BC - 105, Havelock Road, Camp Belgaum - 590001 Karnataka) CIN : L40104KA1980PLC075720
Standalone Segment wise revenue, results, assets and liabilities for the Half year ended September 30, 2024

(₹ in Million)

Sr. No.	Particulars	Quarter Ended			Half Year Ended		Year ended
		September 30, 2024 (Unaudited)	June 30, 2024 (Unaudited)	September 30, 2023 (Unaudited)	September 30, 2024 (Unaudited)	September 30, 2023 (Unaudited)	March 31, 2024 (Audited)
1	Segment revenues						
	(a) Solar	14.00	13.88	131.35	27.88	333.48	479.80
	(b) Trading	-	-	-	-	-	-
	(c) Investment	26.67	21.18	33.72	47.85	74.22	126.63
	Total	40.67	35.06	165.08	75.73	407.70	606.42
	Less :Inter segment revenue	-	-	-	-	-	-
	Revenue from operations	40.67	35.06	165.08	75.73	407.70	606.42
2	Segment results profit / (loss) before tax and interest)						
	(a) Solar	4.25	0.81	3.17	5.06	36.07	89.62
	(b) Trading	-	-	-	-	-	(0.30)
	(c) Investment	26.67	21.18	33.72	47.85	74.22	126.63
	Total	30.93	21.98	36.89	52.91	110.29	215.95
	Less: i) Finance costs	2.89	4.39	5.60	7.28	9.32	16.11
	ii) Other unallocable expenses	33.98	32.99	30.71	66.97	62.58	130.21
	iii) Foreign exchange (gain)/loss (net)	(0.43)	(0.08)	(1.34)	(0.51)	(1.11)	(1.17)
		(5.52)	(15.32)	1.92	(20.84)	39.49	70.79
	Add: Other unallocable income	6.86	6.15	5.43	13.00	7.18	36.70
	Profit/(loss) before exceptional items and tax	1.34	(9.18)	7.35	(7.84)	46.67	107.50
	Less: Exceptional items- income/(expenses)	1.87	89.67	-	91.54	-	-
	Total profit/(loss) before tax	3.21	80.50	7.35	83.70	46.67	107.50
3	Segment assets						
	(a) Solar	881.04	677.86	592.26	881.04	592.26	712.05
	(b) Trading	15.14	15.14	31.74	15.14	31.74	15.14
	(c) Investment	767.76	936.69	1,092.84	767.76	1,092.84	1,015.28
	Total segment assets	1,663.94	1,629.68	1,716.84	1,663.94	1,716.84	1,742.47
4	Segment liabilities						
	(a) Solar	120.73	107.85	184.82	120.73	184.82	258.33
	(b) Trading	7.58	7.58	7.58	7.58	7.58	7.58
	(c) Investment	-	-	-	-	-	-
	Total segment liabilities	128.31	115.43	192.40	128.31	192.40	265.92

For Ravindra Energy Limited

Place: Mumbai
Date : November 12, 2024

Vidya Murkumbi
Executive Chairperson

Ravindra Energy Limited
Standalone Balance Sheet as at September 30, 2024

(₹ in Million)

	September 30, 2024	March 31, 2024
<u>ASSETS</u>		
(1) Non-Current Assets		
(a) Property Plant & Equipment	128.23	109.24
(b) Capital Work-in-Progress	-	-
(c) Other Intangible Assets	0.29	0.04
(d) Financial Assets		
(i) Investments	767.76	1,015.28
(ii) Other financial assets	77.07	53.02
(e) Other Non-Current Assets	27.14	27.14
Total non-current assets	1,000.49	1,204.72
(2) Current assets		
(a) Inventories	28.55	29.20
(b) Financial Assets		
(i) Trade Receivables	82.36	97.68
(ii) Cash and Cash Equivalents	187.64	137.35
(iii) Loans	277.52	192.19
(iv) Other Financial Assets	11.20	9.00
(c) Current Tax Assets (Net)	28.24	28.22
(d) Other Current Assets	47.93	44.12
Total current assets	663.44	537.75
TOTAL ASSETS	1,663.94	1,742.47
<u>EQUITY & LIABILITIES</u>		
Equity		
(a) Equity Share Capital	1,544.80	1,544.80
(b) Instruments entirely equity in nature	-	23.00
(c) Other Equity	(9.17)	(91.25)
Total Equity	1,535.63	1,476.55
Liabilities		
(1) Non-current Liabilities		
(a) Financial Liabilities		
(i) Borrowings	28.99	9.49
(ii) Lease liabilities	19.05	22.36
(b) Provisions	8.10	6.89
(c) Deferred Tax Liabilities (Net)	4.59	8.94
Total non-current liabilities	60.73	47.68
(2) Current Liabilities		
(a) Financial Liabilities		
(i) Borrowings	26.30	162.33
(ii) Trade Payables		
(1) Total outstanding dues of micro and small enterprises	9.34	12.48
(2) Total outstanding dues of creditors other than micro and small enterprises	12.32	19.13
(b) Other Current Liabilities	13.88	22.54
(c) Provisions	1.76	1.76
(d) Current Tax Liabilities (Net)	3.99	-
Total current liabilities	67.58	218.24
TOTAL EQUITY AND LIABILITIES	1,663.94	1,742.47

For Ravindra Energy Limited

Place: Mumbai
Date : November 12, 2024

Vidya Murkumbi
Executive Chairperson

Ravindra Energy Limited
Cash Flow statement for Half year ended September 30, 2024

(₹ in Million)

Particulars	September 30, 2024	September 30, 2023
Cash Flow From Operating Activities:		
Profit/(Loss) before tax	83.70	46.67
Adjustments to reconcile profit before tax to net cash provided by operating activities:		
Depreciation	8.21	8.57
Interest Income	(11.49)	(6.88)
Financial Expenses	7.28	9.32
Loss/(Profit) on sale of fixed assets	(0.00)	-
Share of Profit from LLPs	(47.85)	(74.22)
Operating profit before working capital changes	39.85	(16.54)
Changes in operating assets and liabilities:		
Trade receivables	15.31	36.87
Other receivables	(3.81)	(9.49)
Inventories	0.65	(6.41)
Trade and other payables	(20.71)	(203.01)
Cash generated from operations	31.29	(198.58)
Income-tax paid	(2.02)	(5.12)
Net Cash Flow From Operating Activities	29.27	(203.70)
Cash Flow From Investing Activities:		
Purchase of Fixed Assets (Incl CWIP)	(27.63)	(3.05)
Proceeds from Sale of Fixed Assets	0.17	-
Sale of Investments	247.52	(0.48)
Net Cash Flow from other financial Asset	(111.58)	(149.74)
Interest Received	11.49	6.88
Share of Profit from LLPs	47.85	74.22
Net Cash Flow From Investing Activities	167.83	(72.17)
Cash Flow From Financing Activities:		
Increase in Capital	-	168.00
Increased in Securities Premium on account of issue of Shares	-	688.80
Warrants Conversion into Equity Shares	-	(856.80)
Proceeds from share warrants	-	224.91
Proceeds from Perpetual Debt Instrument	(23.00)	(43.00)
Proceeds from Short term/Long Term borrowings	37.82	272.29
Repayment of Long term borrowings	22.32	(2.05)
Repayment of Short term borrowings	(176.67)	(238.25)
Finance Cost Paid	(7.28)	(9.32)
Net Cash Flow From Financing Activities	(146.81)	204.59
Net increase in cash and cash equivalents	50.29	(71.28)
Opening cash and cash equivalents	137.35	141.44
Closing cash and cash equivalents	187.64	70.16

For Ravindra Energy Limited

Place: Mumbai
Date : November 12, 2024

Vidya Murkumbi
Executive Chairperson



P.ISHWARA BHAT & CO.,

Chartered Accountants

Independent Auditor's Review Report on Quarterly Unaudited Consolidated Financial Results of the Company Pursuant to the Regulation 33 of the SEBI (Listing Obligations and Disclosure Requirements) Regulations, 2015, as amended

To,
The Board of Directors
Ravindra Energy Limited
Belagavi

1. We have reviewed the accompanying Statement of Unaudited Consolidated financial results of Ravindra Energy Company Limited ("the Parent") and its subsidiaries and associate (the Parent and its subsidiaries and associate collectively referred as "Group"), and its share of net profit after tax and total comprehensive income for the quarter and half year ended September 30, 2024, attached herewith, being submitted by the Parent pursuant to the requirement of Regulation 33 of the SEBI (Listing Obligations and Disclosure Requirements) Regulations, 2015, as amended ("the Regulation") read with SEBI Circular No. CIR/CFD/CMD1/44/2019 dated March 29, 2019 ("the Circular").
2. This Statement, which is the responsibility of the Parent Company's management and approved by the Parent Company's Board of Directors has been prepared in accordance with the recognition and measurement principles laid down in Accounting Standard (Ind AS 34) - Interim Financial Reporting, prescribed, under Section 133 of the Companies Act, 2013 read with relevant rules issued thereunder as applicable and other accounting principles generally accepted in India, read with the Circular. Our responsibility is to express an opinion on the Statement based on our review.
3. We conducted our review of the Statement in accordance with the Standard on Review Engagements (SRE) 2410, "Review of Interim Financial Information Performed by the Independent Auditor of the Entity" issued by the Institute of Chartered Accountants of India. A review of interim financial information consists of making inquiries, primarily of persons responsible for financial and accounting matters, and applying analytical and other review procedures. A review is substantially less in scope than an audit conducted in accordance with Standards on Auditing and consequently does not enable us to obtain assurance that we would become aware of all significant matters that might be identified in an audit. We have not performed an audit and accordingly, we do not express an audit opinion.


We also performed procedures in accordance with the circular issued by the SEBI under Regulation 33 (8) of the SEBI (Listing Obligations and Disclosure Requirements) Regulations, 2015, as amended, to the extent applicable.

4. The Statement includes the Unaudited financial results of the following entities:

I. Subsidiaries:

- i. Rhibhu Rooftop Solar Solutions Limited
- ii. Renuka Energy Resource Holdings (FZE)
- iii. Ravindra Energy KNSP1 Private Limited
- iv. REL Kumbhari Solar Project 6 Private Limited
- v. REL Kumbhari Solar Project 8 Private Limited
- vi. REL Kumbhari Solar Project 9 Private Limited
- vii. REL Kumbhari Solar Project 10 Private Limited
- viii. REL Marathwada Solar Project 1 Private Limited

Flat #107, Swiss Complex, 1st Floor, #33, Race Course Road, Bangalore - 560001
Tel.: 80-22263246, 22265346, E- Mail: pibhat107@gmail.com, pibhatblr@yahoo.co.in





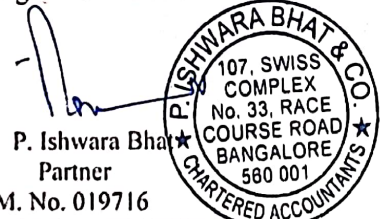
P.ISHWARA BHAT & CO.,

Chartered Accountants

These interim financial results have been reviewed by other auditors, whose reports have been furnished to us by the management and our conclusion on the Statement, in so far as it relates to the amounts and disclosures in respect of the subsidiary, LLPs and associate is based solely on the report of the other auditors and procedures performed by us as stated in paragraph 3 above. Our conclusion on the Statement is not modified in respect of the above matter.

7. One of these subsidiaries is located outside India whose financial results and other financial information have been prepared in accordance with accounting principles generally accepted in their respective countries and which has been audited by other auditor under generally accepted auditing standards applicable in its respective country. The Parent Company's management has converted the financial results of such subsidiary located outside India from accounting principles generally accepted in its respective country to accounting principles generally accepted in India. We have reviewed these conversion adjustments made by the Parent Company's management. Our conclusion in so far as it relates to the balances and affairs of such subsidiary located outside India is based on the report of other auditor and the conversion adjustments prepared by the management of the Parent Company and reviewed by us.


for P. Ishwara Bhat & Co.,
Chartered Accountants
Firm Regn. No.: 001156S



P. Ishwara Bhat
Partner

M. No. 019716

UDIN: 24019716BKEXKO2340



Place: Mumbai

Date: November 12, 2024

Flat #107, Swiss Complex, 1st Floor, #33, Race Course Road, Bangalore – 560001
Tel.: 80-22263246, 22265346, E- Mail: pibhat107@gmail.com/shantha_blr@yahoo.co.in



Ravindra Energy Limited
(Reg. office :BC - 105, Havelock Road, Camp Belgaum - 590001 Karnataka) CIN : L40104KA1980PLC075720
Statement of Unaudited Consolidated Results for the Half year ended September 30, 2024

Particulars		(₹ in Million, except per share data & Ratios)					
		Quarter ended			Half year ended		Year ended
		September 30, 2024	June 30, 2024	September 30, 2023	September 30, 2024	September 30, 2023	March 31, 2024
		(Unaudited)	(Unaudited)	(Unaudited)	(Unaudited)	(Unaudited)	(Audited)
1	Revenue from Operations	155.79	227.10	265.83	382.90	843.62	1,309.67
	Other Income	22.95	9.11	100.65	32.06	120.82	154.73
	Total Revenue	178.74	236.22	366.48	414.96	964.44	1,464.40
2	Expenditure						
	Cost of Materials Consumed	2.29	2.67	342.34	4.96	495.57	328.18
	Purchases of Stock-in-Trade	74.16	68.34	(225.76)	142.50	-	261.25
	Changes in Inventories of Stock-In-Trade	-	-	12.43	-	-	-
	Employee Benefit Expenses	19.10	18.86	17.51	37.95	33.11	71.22
	Financial Costs	11.28	45.20	42.37	56.48	76.35	164.76
	Depreciation and Amortization Expense	19.91	34.10	35.49	54.02	66.49	133.86
	Other Expenses	54.39	64.01	56.22	118.40	143.50	318.57
	Total Expenses	181.12	233.18	280.61	414.30	815.01	1,277.85
3	Profit/(Loss) before exceptional items and Tax (1-2)	(2.38)	3.03	85.87	0.65	149.43	186.55
4	Exceptional item	16.63	74.91	-	91.54	-	(645.10)
5	Profit/(Loss) before tax (3-4)	14.25	77.95	85.87	92.19	149.43	(458.55)
6	Tax Expenses						
	(a) Current Tax	(17.78)	20.73	0.55	2.95	1.38	0.36
	(b) Deferred Tax	19.09	0.25	(0.94)	19.34	27.29	49.67
7	Profit/(Loss) before share of profit from Associate Company (5-6)	12.94	56.97	86.26	69.91	120.76	(508.58)
	Share of Profit/(loss) from Associate company	(1.40)	(1.12)	-	(2.52)	-	(0.37)
	Profit/(Loss) for the period (7+8)	11.54	55.86	86.26	67.40	120.76	(508.95)
8	Other Comprehensive Income						
	A (i) Items that will not be reclassified to profit or loss	-	-	-	-	-	0.03
	(ii) Income tax relating to items that will not be reclassified to profit or loss	-	-	-	-	-	-
	B (i) Items that will be reclassified to profit or loss	-	-	-	-	-	-
	(ii) Income tax relating to items that will be reclassified to profit or loss	-	-	-	-	-	-
9	Total Comprehensive Income (7+8)	11.54	55.86	86.26	67.40	120.76	(508.92)
10	Paid up Equity share capital	1,544.80	1,544.80	1,544.80	1,544.80	1,544.80	1,544.80
11	Other Equity	-	-	-	-	-	(90.85)
12	Earnings per share (EPS) before and after Extraordinary items, face value of 10/- each share, (not annualised);						
	(1) Basic	0.07	0.37	0.63	0.44	0.88	(3.48)
	(2) Diluted	0.07	0.37	0.63	0.44	0.88	(3.48)
	[Nominal Value of Shares Rs. 10/- each]						

For Ravindra Energy Limited

Vidya Murkumbi
Executive Chairperson

Place: Mumbai
Date : November 12, 2024

Ravindra Energy Limited
(Reg. office :BC - 105, Havelock Road, Camp Belgaum - 590001 Karnataka) CIN : L40104KA1980PLC075720
Consolidated Segment wise revenue, results, assets and liabilities for the Half year ended September 30, 2024

(₹ in Million)

Sr. No.	Particulars+C5	Quarter Ended			Half Year Ended		Year ended
		September 30, 2024 (Unaudited)	June 30, 2024 (Unaudited)	September 30, 2023 (Unaudited)	September 30, 2024 (Unaudited)	September 30, 2023 (Unaudited)	March 31, 2024 (Audited)
1	Segment revenues						
	(a) Solar	81.78	158.77	252.25	240.54	603.86	1,027.57
	(b) Trading	74.01	68.34	13.57	142.35	239.76	282.10
	Total	155.79	227.10	265.83	382.90	843.62	1,309.67
	Less :Inter segment revenue	-	-	-	-	-	-
	Revenue from operations	155.79	227.10	265.83	382.90	843.62	1,309.67
2	Segment results profit / (loss) before tax and interest)						
	(a) Solar	46.56	81.98	43.40	128.54	189.29	405.11
	(b) Trading	(1.87)	(3.92)	85.74	(5.79)	95.03	53.96
	Total	44.69	78.06	129.14	122.75	284.32	459.07
	Less: i) Finance costs	11.28	45.20	42.37	56.48	76.35	164.76
	ii) Other unallocable expenses	41.45	32.91	3.97	74.36	62.58	130.21
	iii) Foreign exchange (gain)/loss (net)	(0.43)	(0.08)	(1.34)	(0.51)	(1.11)	(1.17)
		(7.60)	0.03	84.14	(7.58)	146.49	165.27
	Add: Other unallocable income	5.22	3.01	1.73	8.23	2.94	21.27
	Profit/(loss) before exceptional items and tax	(2.38)	3.03	85.87	0.65	149.43	186.55
	Less: Exceptional items- income/(expenses)	16.63	74.91	-	91.54	-	(645.10)
	Total profit/(loss) before tax	14.25	77.95	85.87	92.19	149.43	(458.55)
3	Segment assets						
	(a) Solar	2,842.07	3,324.54	3,288.72	2,842.07	3,288.72	3,523.93
	(b) Trading	478.96	506.97	1,420.30	478.96	1,420.30	517.82
	Total segment assets	3,321.03	3,831.51	4,709.02	3,321.03	4,709.02	4,041.75
4	Segment liabilities						
	(a) Solar	1,475.28	1,861.75	1,803.20	1,475.28	1,803.20	2,096.04
	(b) Trading	209.35	295.96	514.49	209.35	514.49	294.01
	Total segment liabilities	1,684.63	2,157.71	2,317.69	1,684.63	2,317.69	2,390.05

For Ravindra Energy Limited

Place: Mumbai
Date : November 12, 2024

Vidya Murkumbi
Executive Chairperson

Ravindra Energy Limited
Consolidated Statement of Assets and Liabilities

(₹ in millions)

	September 30, 2024	March 31, 2024
ASSETS		
(1) Non-Current Assets		
(a) Property Plant & Equipment	1,944.73	2,570.31
(b) Capital Work-in-Progress	24.40	241.62
(c) Other Intangible Assets	1.85	1.62
(d) Intangible Assets Under Development	-	-
(e) Financial Assets		
(i) Investments	29.54	2.21
(ii) Other financial assets	106.05	72.36
(f) Other Non-Current Assets	44.14	44.14
Total non-current assets	2,150.71	2,932.26
(2) Current assets		
(a) Inventories	28.59	29.20
(b) Financial Assets		
(i) Trade Receivables	604.78	631.51
(ii) Cash and Cash Equivalents	276.51	247.51
(iii) Loans	105.82	24.21
(iv) Other Financial Assets	24.26	28.13
(c) Current Tax Assets (Net)	36.36	34.81
(d) Other Current Assets	94.01	114.12
Total current assets	1,170.33	1,109.49
TOTAL ASSETS	3,321.03	4,041.75
EQUITY & LIABILITIES		
Equity		
(a) Equity Share Capital	1,544.80	1,544.80
(b) Instruments entirely equity in nature	-	23.00
(c) Other Equity	(8.87)	(90.85)
(d) Non Controlling Interest	100.48	174.75
Total Equity	1,636.40	1,651.70
Liabilities		
(1) Non-current Liabilities		
(a) Financial Liabilities		
(i) Borrowings	568.82	1,029.88
(i) Lease liabilities	114.53	110.36
(b) Provisions	8.10	6.89
(c) Deferred Tax Liabilities (Net)	289.74	273.03
(d) Other Non-current Liabilities	55.50	51.99
Total non-current liabilities	1,036.69	1,472.15
(2) Current Liabilities		
(a) Financial Liabilities		
(i) Borrowings	359.53	450.05
(ii) Trade Payables		
(a) Total outstanding dues of micro and small enterprises	9.35	13.90
(b) Total outstanding dues of creditors other than micro and small enterprises	214.71	395.41
(iii) Other financial liabilities	1.33	1.33
(b) Other Current Liabilities	57.03	54.65
(c) Provisions	1.76	1.76
(d) Current Tax Liabilities	4.22	0.80
Total current liabilities	647.94	917.90
TOTAL EQUITY AND LIABILITIES	3,321.03	4,041.75

For Ravindra Energy Limited

Place: Mumbai
Date : November 12, 2024

Vidya Murkumbi
Executive Chairperson

Ravindra Energy Limited
Consolidated Cash Flow statement for Half year ended September 30, 2024

Particulars	September 30, 2024	September 30, 2023
Cash Flow From Operating Activities:		
Profit/(Loss) before tax	92.19	149.43
Adjustments to reconcile profit before tax to net cash provided by operating activities:		
Share of Profit/(Loss) from associate company	(2.52)	-
Share of Profit transferred to Partners	(3.55)	(5.93)
Non Controlling Interest	(77.06)	5.98
Depreciation	54.02	66.49
Interest Income	(8.83)	(5.07)
Loss/(Profit) on sale of fixed assets	0.18	-
Interest/Finance cost paid	56.48	76.35
Operating profit before working capital changes	110.91	287.24
Changes in operating assets and liabilities:		
Trade receivables	26.72	129.35
Other receivables	(61.51)	68.85
Inventories	0.61	28.48
Trade and other payables	(173.98)	(409.26)
Cash generated from operations	(97.24)	104.66
Income-tax paid	(5.81)	(9.23)
Net Cash Flow From Operating Activities	(103.05)	95.44
Cash Flow From Investing Activities:		
Changes in Values of Tangible Assets (Incl. CWIP)	788.66	(489.21)
Changes in Values of Intangible Assets	(0.27)	-
Net Cash Flow from other financial Asset	(29.82)	(6.15)
Investment in Associates	(27.33)	(5.08)
Interest Received	8.83	5.07
Retained earnings transferred on Sale of Investment	22.48	-
Net Cash Flow From Investing Activities	762.54	(495.36)
Cash Flow From Financing Activities:		
Repayment of Perpetual Debt Instrument	(23.00)	(43.00)
Proceeds (Repayment) of long-term borrowings	(461.06)	235.64
Proceeds (Repayment) of short-term borrowings	(90.51)	(10.38)
Shares issued on conversion of Warrants	-	168.00
Warrants Conversion into Equity Shares	-	(856.80)
Proceeds from share warrants	-	224.91
Increase in Securities Premium on account of issue of Shares	-	688.80
Foreign Currency Translation Reserve	0.55	9.03
Interest / Finance cost paid	(56.48)	(76.35)
Net Cash Flow From Financing Activities	(630.50)	339.86
Net increase in cash and cash equivalents	28.99	(60.06)
Opening cash and cash equivalents	247.51	226.85
Closing cash and cash equivalents	276.51	166.78

For Ravindra Energy Limited

Place: Mumbai
Date : November 12, 2024

Vidya Murkumbi
Executive Chairperson

Notes:

1. The above unaudited financial results have been reviewed by the Audit Committee and approved by the Board of Directors at their meeting held on November 12, 2024.
2. The financial results of the company for the half year ended and quarter ended September 30 2024, have been reviewed by the statutory auditors of the company.
3. The Company has prepared these standalone and consolidated financial results in accordance with Companies (Indian Accounting Standard) Rules, 2015 as amended as prescribed under Section 133 of the Companies Act, 2013 ("the Act") read with the relevant rules issued thereunder as amended and the other accounting principles generally accepted in India.
4. The format for Standalone and Consolidated results as prescribed in SEBI's circular CIR/CFD/CMD/15/2015 dated November 30, 2015 has been modified to comply with the requirements of SEBI's circular dated July 05, 2016, Ind As and Schedule III of the Companies Act, 2013 applicable to the companies that are required to comply with Ind AS.
5. During the previous year ended March 31, 2024, an amount of Inter Corporate Deposit of Rs.149.58 Mn was extended to its foreign subsidiary Renuka Energy Resource Holdings (FZE) of which Rs. 67.04 Mn was recovered and the balance amount of Rs.82.54 Mn is considered good. During the current period Rs. 45.16 Mn was further extended and the same is considered good.
6. During the previous year, the company sold the shares held in its Associate company REL Marinetek Infra Private Limited and recovered the Inter Corporate Deposit. This has resulted in reversal of the Impairment loss.
7. Details of Secured Redeemable Non- Convertible Debentures – NIL.
8. During the previous year ended March 31, 2024, the company has further received Rs.224.91 Mn towards warrant subscription amount. The Company has converted the Warrants amount into 1,68,00,000 equity shares at a premium of Rs.688.80 Mn.
9. During the previous year ended March 31, 2024, Bad Debts of Rs.645.10 Mn is written off in the books of its foreign subsidiary company Renuka Energy Resource Holdings FZE. The same has been shown under exceptional item in consolidated financial results.
10. During the period, the company has earned a Net profit of Rs.91.54 Mn by sale of equity shares of its subsidiary companies. The same has been shown under exceptional item.
11. For the Consolidated results and Segment reporting, the figures for the quarter ended September 30, 2024, are post disinvestment of subsidiaries companies whereas quarter ended June 30, 2024, is prior to disinvestment.
12. Previous period figures have been regrouped wherever necessary to confirm the current period presentation.

For Ravindra Energy Limited

Place: Mumbai
Date: 12th November 2024

Vidya Murkumbi
Executive Chairperson

Ravindra Energy Limited

Standalone Related Party Transactions for the period ended September 30,2024

(a) Subsidiary Companies.

- i. Rhibhu Rooftop Solar Solutions Limited
- ii. Renuka Energy Resource Holdings FZE, United Arab Emirates
- iii. Ravindra Energy KNSP1 Private Limited
- iv. Prerak Greentech Solar Private Limited
- v. REL Kumbhari Solar Project 1 Private Limited
- vi. REL Kumbhari Solar Project 2 Private Limited
- vii. REL Kumbhari Solar Project 3 Private Limited
- viii. REL Kumbhari Solar Project 4 Private Limited
- ix. REL Kumbhari Solar Project 5 Private Limited
- x. REL Kumbhari Solar Project 6 Private Limited
- xi. REL Kumbhari Solar Project 7 Private Limited
- xii. REL Kumbhari Solar Project 8 Private Limited
- xiii. REL Kumbhari Solar Project 9 Private Limited
- ix. REL Kumbhari Solar Project 10 Private Limited
- xv. REL Wardha Solar Project 1 Private Limited
- xvi. REL Wardha Solar Project 2 Private Limited
- xvii. REL Wardha Solar Project 3 Private Limited
- xviii. REL Wardha Solar Project 4 Private Limited
- xix. REL Wardha Solar Project 5 Private Limited
- xx. REL Vayu Urja 1 Private Limited
- xxi. REL Vayu Urja 2 Private Limited
- xxii. REL Vayu Urja 3 Private Limited
- xxiii. Renuka Biofuels Private Limited
- xxiv. REL KNRE Park Private Limited
- xxv. Rel MSKVY Solar Project One Private Limited
- xxvi. Rel MSKVY Solar Project Two Private Limited
- xxvii. Rel MSKVY Solar Project Three Private Limited
- xxviii. Rel MSKVY Solar Project Four Private Limited
- xxix. Rel MSKVY Solar Project Five Private Limited
- xxx. Rel MSKVY Solar Project Six Private Limited
- xxxi. Rel Marathwada Solar Project One Private Limited
- xxxii. Rel Marathwada Solar Project Two Private Limited

(b) Related Parties

- i. Khandepar Investments Private Limited
- ii. Bannura Solar Power Project LLP
- iii. Basaragi Km Solar Power Project LLP
- iv. Chennamanagathihalli Solar Power Project LLP
- v. Chikkanandi Solar Power Project LLP
- vi. Chikkahalli Solar Power Project LLP
- vii. Hirehalli Solar Power Project Llp
- viii. Hukkeri Solar Power Project LLP
- ix. Hunsankodilli Solar Power Project LLP
- x. Kulagoda Solar Power Project LLP
- xi. Kurugunda Solar Power Project LLP
- xii. Madamageri Solar Power Project LLP
- xiii. Marakka Solar Power Project LLP
- xiv. Shivapur Solar Power Project LLP
- xv. Tavalgeri Solar Power Project LLP
- xvi. Yaranvi Solar Power Project LLP

- xvii. Ravindra Energy GSE Renewables LLP
- xviii. Ravindra Energy MHSP LLP
- xix. REL Power Trading LLP
- xx. Mr. Narendra M Murkumbi
- xxi. Mr. Shailesh N Rojekar
- xxii. Mr. Nandakishor Shridhar Rojekar
- xxiii. Mr. Kirti Pramod Nerlekar
- xxiv. Mr. Shailesh N Rojekar
- xxv. Shree Renuka Development Foundation
- xxvi. Mr. Vishwanath Mathur
- xxvii. Mr. Rachitkumar Agarwal
- xxviii. Mrs. Shilpa Balchandra Kodkany
- xxix. Mr. Robert Taylor
- xxx. Mr. Sidram Kaluti
- xxxi. Mr. Ramesh Abhishek
- xxxii. REL Rural Warehousing Limited
- xxxiii. Ravindra Energy REP1 LLP
- xxxix. Aralalu Solar Power Project LLP
- xxxv. Mrs. Poonam Lahoty
- xxxvi. Mr. Vinay Namjoshi
- xxxv. Shree Renuka Institute For Rural Development And Research

(c) Key Managerial personnel:

- | | |
|--------------------------|---|
| i. Ms. Vidya Murkumbi | Whole Time Director |
| ii. Mr. Shantanu Lath | Whole Time Director & Chief Executive Officer |
| iii. Mr. Vadiraj Mutalik | Company Secretary |
| iv. Mr. Vikas Pawar | Chief Financial Officer |

(d) Associate Companies

- i. REL - Marinetek Infra Private Limited
- ii. Energy in Motion Private Limited

I. Transactions with Subsidiary Companies:

Sept 30, 2024

March 31, 2024

RHIBHU ROOFTOP SOLAR SOLUTIONS LIMITED

a. Nature of Transaction	Investments	
Volume of transactions during the period	-	-
Outstanding as at the end of the period	7,62,66,500	7,62,66,500
b. Nature of Transaction	Expenses Reimbursable (Advance)	
Volume of transactions during the period	19,763	21,23,596
Advance repaid during the year	(19,763)	(21,23,596)
Outstanding as at the end of the period	-	-
c. Nature of Transaction	Trade Receivables	
Receipts during the year	(32,359)	(3,60,283)
Sales during the year	32,359	3,60,283
Outstanding as at the end of the period	-	-
d. Nature of Transaction	Revenue from O & M Services	
Receipts during the year	(5,07,384)	(14,04,136)
Sales during the year	6,06,804	14,04,136
Outstanding as at the end of the period	99,420	-

RENUKA ENERGY RESOURCE HOLDINGS,(FZE), DUBAI

a. Nature of transaction	Investments	
Volume of transactions during the period		-
Outstanding as at the end of the period	1,44,55,19,933	1,44,55,19,933
b. Nature of transaction	Trade Advances	
Volume of transactions during the period	-	1,65,01,080
Advances repaid	-	(1,75,82,215)
Sales during the year	-	9,78,312
Foreign exchange Loss/gain	-	1,02,822
Outstanding as at the end of the period	-	-
d. Nature of transaction	Inter Corporate Deposit	
Volume of transactions during the period	4,51,59,120	14,95,82,900
Interest Charged for the year	46,39,225	57,64,855
Foreign exchange Loss/gain	5,05,033	10,63,732
Advances Repaid Including interest	-	(7,38,71,326)
Outstanding as at the end of the period	68,26,18,403	63,23,15,025

RAVINDRA ENERGY KNSPI PRIVATE LIMITED

a. Nature of transaction	Investments	
Volume of transactions during the period	-	92,16,000
Outstanding as at the end of the period	1,53,16,000	1,53,16,000
b. Nature of transaction	Expense Reimbursement (Advance)	
Volume of transactions during the period	450	15,918
Advances paid	(450)	(2,45,029)
Outstanding as at the end of the period	-	-
c. Nature of Transaction	Inter Corporate Deposit	
Volume of transactions during the period	22,73,000	5,20,000
Interest Charged for the year	58,616	9,885
Advances Repaid Including interest	(5,862)	(988)
Outstanding as at the end of the period	28,54,651	5,28,897

PRERAK GREENTECH SOLAR PRIVATE LIMITED

a. Nature of transaction	Investments	
Volume of transactions during the period	(8,02,00,000)	-
Outstanding as at the end of the period	-	8,02,00,000
b. Nature of transaction	Contract Advances Received	
Receipts during the year	-	(2,02,724)
Sales during the year	-	5,99,42,584
Outstanding as at the end of year	-	-
c. Nature of Transaction	Inter Corporate Deposit	
Volume of transactions during the period	-	4,60,00,000
Interest Charged for the year	7,10,796	42,31,130
Advances Repaid Including interest	(5,83,64,217)	(38,78,406)
Outstanding as at the end of the period	-	5,76,53,421

Sept 30, 2024

March 31, 2024

REL KUMBHARI PROJECT 1 PRIVATE LIMITED

a. Nature of transaction	Investments	
Volume of transactions during the period	(2,24,13,460)	-
Outstanding as at the end of the period	-	2,24,13,460
b. Nature of transaction	Expense Reimbursement (Advance)	
Volume of transactions during the period	660	3,547
Advances paid	(660)	(3,547)
Outstanding as at the end of the period	-	-
c. Nature of transaction	Contract Advances Received	
Receipts during the year	-	(52,15,176)
Sales during the year	-	3,53,50,458
Outstanding as at the end of year	-	-
d. Nature of Transaction	Revenue from O & M Services	
Receipts during the year	(2,30,832)	(5,06,281)
Sales during the year	2,30,832	5,06,281
Outstanding as at the end of the period	-	-
e. Nature of Transaction	Inter Corporate Deposit	
Volume of transactions during the period	14,50,000	46,69,032
Interest Charged for the year	2,69,807	2,14,227
Advances Repaid Including interest	(65,81,643)	(21,423)
Outstanding as at the end of the period	-	48,61,836

REL KUMBHARI PROJECT 2 PRIVATE LIMITED

a. Nature of transaction	Investments	
Volume of transactions during the period	(3,98,46,150)	-
Outstanding as at the end of the period	-	3,98,46,150
b. Nature of transaction	Expense Reimbursement (Advance)	
Volume of transactions during the period	660	3,177
Advances paid	(660)	(3,177)
Outstanding as at the end of the period	-	-
c. Nature of transaction	Contract Advances Received	
Receipts during the year	(39,841.00)	(89,86,157)
Sales during the year	39,841.00	7,57,43,634
Outstanding as at the end of year	-	-
d. Nature of Transaction	Revenue from O & M Services	
Receipts during the year	(3,87,634)	(10,92,103)
Sales during the year	3,87,634	10,92,103
Outstanding as at the end of the period	-	-
e. Nature of Transaction	Inter Corporate Deposit	
Volume of transactions during the period	(85,79,434)	78,43,914
Interest Charged for the year	4,45,034	3,72,211
Advances Repaid Including interest	(44,504)	(37,221)
Outstanding as at the end of the period	-	81,78,904

Sept 30, 2024

March 31, 2024

REL KUMBHARI PROJECT 3 PRIVATE LIMITED

a. Nature of transaction	Investments	
Volume of transactions during the period	(3,98,46,150)	-
Outstanding as at the end of the period	-	3,98,46,150
b. Nature of transaction	Expense Reimbursement (Advance)	
Volume of transactions during the period	610	4,437
Advances paid	(610)	(4,437)
Outstanding as at the end of the period	-	-
c. Nature of transaction	Contract Advances Received	
Receipts during the year	-	(11,25,39,656)
Sales during the year	-	8,47,05,756
Outstanding as at the end of year	-	-
d. Nature of Transaction	Revenue from O & M Services	
Receipts during the year	(3,87,634)	(10,92,103)
Sales during the year	3,87,634	10,92,103
Outstanding as at the end of the period	-	-
e. Nature of Transaction	Inter Corporate Deposit	
Volume of transactions during the period	(72,19,168)	67,11,477
Interest Charged for the year	3,78,448	1,85,654
Advances Repaid Including interest	(37,845)	(18,566)
Outstanding as at the end of the period	-	68,78,565

REL KUMBHARI PROJECT 4 PRIVATE LIMITED

a. Nature of transaction	Investments	
Volume of transactions during the period	(4,26,92,300)	-
Outstanding as at the end of the period	-	4,26,92,300
b. Nature of transaction	Expense Reimbursement (Advance)	
Volume of transactions during the period	110	31,687
Advances paid	(110)	(31,687)
Outstanding as at the end of the period	-	-
c. Nature of transaction	Trade Receivables	
Receipts during the year	-	(11,57,04,585)
Sales during the year	-	15,71,91,999
Outstanding as at the end of year	-	-
d. Nature of Transaction	Revenue from O & M Services	
Receipts during the year	(3,45,594)	(9,65,980)
Sales during the year	3,45,594	9,65,980
Outstanding as at the end of the period	-	-
e. Nature of Transaction	Inter Corporate Deposit	
Volume of transactions during the period	(34,50,110)	2,01,06,000
Interest Charged for the year	1,97,703	2,04,377
Advances Repaid Including interest	(19,770)	(1,70,38,200)
Outstanding as at the end of the period	-	32,72,177

Sept 30, 2024

March 31, 2024

REL KUMBHARI PROJECT 5 PRIVATE LIMITED

a. Nature of transaction	Investments	
Volume of transactions during the period	(1,04,08,160)	1,03,08,163
Outstanding as at the end of the period	-	1,04,08,160
b. Nature of transaction	Expense Reimbursement (Advance)	
Volume of transactions during the period	1,30,741	44,899
Advances paid	(1,30,571)	(44,899)
Outstanding as at the end of the period	170	-
c. Nature of Transaction	Inter Corporate Deposit	
Volume of transactions during the period	3,33,16,000	40,18,283
Interest Charged for the year	13,02,142	54,173
Advances Repaid Including interest	(1,30,215)	(5,417)
Outstanding as at the end of the period	3,85,54,966	40,67,039
c. Nature of transaction	Trade Receivables	
Receipts during the year	(1,78,78,918)	(3,03,56,666)
Sales during the year	45,84,274	7,21,50,284
Outstanding as at the end of year	2,84,98,974	4,17,93,618
d. Nature of Transaction	Revenue from O & M Services	
Receipts during the year	(1,26,908.00)	-
Sales during the year	1,26,908.00	-
Outstanding as at the end of the period	-	-

REL KUMBHARI PROJECT 6 PRIVATE LIMITED

a. Nature of transaction	Investments	
Volume of transactions during the period	12,83,000	4,50,000
Outstanding as at the end of the period	17,33,000	4,50,000
b. Nature of transaction	Expense Reimbursement (Advance)	
Volume of transactions during the period	60	8,943
Advances paid	(60)	(8,943)
Outstanding as at the end of the period	-	-
c. Nature of Transaction	Inter Corporate Deposit	
Volume of transactions during the period	1,71,000	-
Interest Charged for the year	3,422	-
Advances Repaid Including interest	(342)	-
Outstanding as at the end of the period	1,74,080	-

REL KUMBHARI PROJECT 7 PRIVATE LIMITED

a. Nature of transaction	Investments	
Volume of transactions during the period	(2,00,000)	2,00,000
Outstanding as at the end of the period	-	2,00,000
b. Nature of transaction	Expense Reimbursement (Advance)	
Volume of transactions during the period	110	3,023
Advances paid	(60)	(3,023)
Outstanding as at the end of the period	50	-
c. Nature of Transaction	Inter Corporate Deposit	
Volume of transactions during the period	13,68,000	-
Interest Charged for the year	9,967	-
Advances Repaid Including interest	(996)	-
Outstanding as at the end of the period	13,76,971	-

Sept 30, 2024

March 31, 2024

REL KUMBHARI PROJECT 8 PRIVATE LIMITED

a. Nature of transaction	Investments	
Volume of transactions during the period	24,90,000	4,00,000
Outstanding as at the end of the period	28,90,000	4,00,000
b. Nature of transaction	Expense Reimbursement (Advance)	
Volume of transactions during the period	110	3,023
Advances paid	(110)	(3,023)
Outstanding as at the end of the period	-	-
c. Nature of Transaction	Inter Corporate Deposit	
Volume of transactions during the period	5,55,000	-
Interest Charged for the year	9,376	-
Advances Repaid Including interest	(937)	-
Outstanding as at the end of the period	5,63,439	-

REL KUMBHARI PROJECT 9 PRIVATE LIMITED

a. Nature of transaction	Investments	
Volume of transactions during the period	12,74,000	2,00,000
Outstanding as at the end of the period	14,74,000	2,00,000
b. Nature of transaction	Expense Reimbursement (Advance)	
Volume of transactions during the period	50	3,023
Advances paid	(50)	(3,023)
Outstanding as at the end of the period	-	-
c. Nature of Transaction	Inter Corporate Deposit	
Volume of transactions during the period	3,39,000	-
Interest Charged for the year	4,340	-
Advances Repaid Including interest	(435)	-
Outstanding as at the end of the period	3,42,905	-

REL KUMBHARI PROJECT 10 PRIVATE LIMITED

a. Nature of transaction	Investments	
Volume of transactions during the period	4,65,000	44,95,000
Outstanding as at the end of the period	49,60,000	44,95,000
b. Nature of transaction	Expense Reimbursement (Advance)	
Volume of transactions during the period	45,310	1,17,023
Advances paid	(60)	(1,17,023)
Outstanding as at the end of the period	45,250	-
c. Nature of Transaction	Inter Corporate Deposit	
Volume of transactions during the period	30,88,600	-
Interest Charged for the year	49,910	-
Advances Repaid Including interest	(4,992)	-
Outstanding as at the end of the period	31,33,518	-

REL WARDHA SOLAR PROJECT 1 PRIVATE LIMITED

a. Nature of transaction	Investments	
Volume of transactions during the period	(4,99,000)	4,99,000
Outstanding as at the end of the period	-	4,99,000
b. Nature of transaction	Expense Reimbursement (Advance)	
Volume of transactions during the period	3,95,616	30,28,656
Advances paid	(31,45,126)	-
Outstanding as at the end of the period	2,79,146	30,28,656
c. Nature of Transaction	Inter Corporate Deposit	
Volume of transactions during the period	1,06,28,000	-
Interest Charged for the year	2,50,796	-
Advances Repaid Including interest	(25,080)	-
Outstanding as at the end of the period	1,08,53,716	-

REL WARDHA SOLAR PROJECT 2 PRIVATE LIMITED

a. Nature of transaction	Investments	
Volume of transactions during the period	(4,56,000)	4,56,000
Outstanding as at the end of the period	-	4,56,000
b. Nature of transaction	Expense Reimbursement (Advance)	
Volume of transactions during the period	4,67,075	61,84,487
Advances paid	(61,85,097)	-
Outstanding as at the end of the period	4,66,465	61,84,487
c. Nature of Transaction	Inter Corporate Deposit	
Volume of transactions during the period	1,64,51,000	-
Interest Charged for the year	3,59,145	-
Advances Repaid Including interest	(35,918)	-
Outstanding as at the end of the period	1,67,74,227	-

REL WARDHA SOLAR PROJECT 3 PRIVATE LIMITED

a. Nature of transaction	Investments	
Volume of transactions during the period	7,00,000	1,40,000
Outstanding as at the end of the period	8,40,000	1,40,000
c. Nature of Transaction	Inter Corporate Deposit	
Volume of transactions during the period	69,37,000	-
Interest Charged for the year	1,69,612	-
Advances Repaid Including interest	(16,964)	-
Outstanding as at the end of the period	70,89,648	-
b. Nature of transaction	Expense Reimbursement (Advance)	
Volume of transactions during the period	1,37,440	25,38,382
Advances paid	(26,75,822)	-
Outstanding as at the end of the period	-	25,38,382

REL WARDHA SOLAR PROJECT 4 PRIVATE LIMITED

a. Nature of transaction	Investments	
Volume of transactions during the period	1,00,000	-
Outstanding as at the end of the period	1,00,000	-
c. Nature of Transaction	Inter Corporate Deposit	
Volume of transactions during the period	41,08,000	-
Interest Charged for the year	33,774	-
Advances Repaid Including interest	(3,379)	-
Outstanding as at the end of the period	41,38,395	-
b. Nature of transaction	Expense Reimbursement (Advance)	
Volume of transactions during the period	2,35,084	-
Advances paid	(2,35,084)	-

Sept 30, 2024

March 31, 2024

Outstanding as at the end of the period	-	-
---	---	---

REL WARDHA SOLAR PROJECT 5 PRIVATE LIMITED

a. Nature of transaction	Investments	
Volume of transactions during the period	-	-
Outstanding as at the end of the period	-	-
c. Nature of Transaction	Inter Corporate Deposit	
Volume of transactions during the period	3,67,13,000	-
Interest Charged for the year	2,91,672	-
Advances Repaid Including interest	(29,168)	-
Outstanding as at the end of the period	3,69,75,504	-
b. Nature of transaction	Expense Reimbursement (Advance)	
Volume of transactions during the period	3,58,409	-
Advances paid	(1,10,830)	-
Outstanding as at the end of the period	2,47,579	-

REL VAYU URJA 1 PRIVATE LIMITED

a. Nature of transaction	Investments	
Volume of transactions during the period	-	1,00,000
Outstanding as at the end of the period	1,00,000	1,00,000
b. Nature of transaction	Expense Reimbursement (Advance)	
Volume of transactions during the period	-	7,023
Advances paid	-	(7,023)
Outstanding as at the end of the period	-	-

REL VAYU URJA 2 PRIVATE LIMITED

a. Nature of transaction	Investments	
Volume of transactions during the period	-	1,00,000
Outstanding as at the end of the period	1,00,000	1,00,000
b. Nature of transaction	Expense Reimbursement (Advance)	
Volume of transactions during the period	-	7,023
Advances paid	-	(7,023)
Outstanding as at the end of the period	-	-

REL VAYU URJA 3 PRIVATE LIMITED

a. Nature of transaction	Investments	
Volume of transactions during the period	-	1,00,000
Outstanding as at the end of the period	1,00,000	1,00,000
b. Nature of transaction	Expense Reimbursement (Advance)	
Volume of transactions during the period	-	7,023
Advances paid	-	(7,023)
Outstanding as at the end of the period	-	-

RENUKA BIOFUELS PRIVATE LIMITED

a. Nature of transaction	Investments	
Volume of transactions during the period	(1,000)	1,00,000
Outstanding as at the end of the period	99,000	1,00,000
b. Nature of transaction	Expense Reimbursement (Advance)	
Volume of transactions during the period	-	6,983
Advances paid	-	(6,983)
Outstanding as at the end of the period	-	-

REL KNRE PARK PRIVATE LIMITED

a. Nature of transaction	Investments	
Volume of transactions during the period	-	1,00,000
Outstanding as at the end of the period	1,00,000	1,00,000
b. Nature of transaction	Expense Reimbursement (Advance)	
Volume of transactions during the period	-	3,023
Advances paid	-	(3,023)
Outstanding as at the end of the period	-	-

II. Transactions with Related Parties:**KHANDEPAR INVESTMENTS PRIVATE LIMITED**

a. Nature of Transaction	Inter Corporate Deposit	
Volume of transactions during the period	14,09,35,083	(51,75,84,410)
Interest Charged for the year	24,79,753	58,71,571
Loan Repaid Including interest	(2,47,976)	36,02,30,583
Outstanding as at the end of the period	(1,41,86,967)	(15,73,53,827)
b. Nature of Transaction	Perpetual Debt	
Volume of transactions during the period	-	-
Advances repaid during the year	2,30,00,000	15,20,00,000
Outstanding as at the end of the period	-	(2,30,00,000)

REL - MARINETEK INFRA PRIVATE LIMITED

a. Nature of Transaction	Sale of Investment	
Volume of transactions during the period	-	-
Shares Trasferred	-	(48,000)
Outstanding as at the end of the period	-	-
b. Nature of Transaction	Inter Corporate Deposit	
Volume of transactions during the period	-	7,91,33,000
Interest Charged for the year	-	-
Advances Repaid Including interest	-	(10,32,19,418)
Outstanding as at the end of the period	-	-
c. Nature of transaction	Expense Reimbursement (Advance)	
Volume of transactions during the period	-	1,631
Advances Paid	-	(1,631)
Outstanding as at the end of the period	-	-

ENERGY IN MOTION PRIVATE LIMITED

a. Nature of Transaction	Investments	
Volume of transactions during the period	2,98,23,750	24,75,000
Outstanding as at the end of the period	3,22,98,750	24,75,000
b. Nature of transaction	Expense Reimbursement (Advance)	
Volume of transactions during the period	98,347	21,88,898
Advances Paid	-	-
Outstanding as at the end of the period	22,87,245	21,88,898
c. Nature of transaction	Inter Corporate Deposit	
Volume of transactions during the period	1,25,00,000	-
Interest Charged for the year	14,139	-
Advances Repaid Including interest	(1,25,14,139)	-
Outstanding as at the end of the period	-	-

BANNURA SOLAR POWER PROJECT LLP

a. Nature of Transaction	Investments	
Volume of transactions during the period	(94,93,133)	(1,39,31,094)
Outstanding as at the end of the period	2,01,30,667	2,96,23,800
b. Nature of Transaction	Share of Profit	
Volume of transactions during the period	9,99,000	35,56,163
c. Nature of Transaction	Trade Receivables	
Receipts during the year	(90,861)	(13,44,781)
Sales during the year	96,867	8,69,448
Outstanding as at the end of year	7,441	1,435
d. Nature of Transaction	Revenue from O & M Services	
Receipts during the year	(2,46,668)	(7,27,503)
Sales during the year	2,95,002	5,90,003
Outstanding as at the end of year	48,334	-

BASARAGI KM SOLAR POWER PROJECT LLP

a. Nature of Transaction	Investments	
Volume of transactions during the period	(1,66,21,578)	(1,27,45,783)
Outstanding as at the end of the period	3,43,29,650	5,09,51,228
b. Nature of Transaction	Share of Profit	
Volume of transactions during the period	54,94,500	1,40,89,603
c. Nature of Transaction	Trade Receivables	
Volume of transactions during the period	(1,86,911)	(38,09,010)
Sales during the year	2,12,380	36,92,395
Outstanding as at the end of the period	34,405	8,936
d. Nature of Transaction	Revenue from O & M Services	
Volume of transactions during the period	(7,40,006)	(20,31,011)
Sales during the year	8,85,007	17,70,011
Outstanding as at the end of the period	1,45,001	-

CHENNAMANAGATHIHALLI SOLAR POWER PROJECT LLP

a. Nature of Transaction	Investments	
Volume of transactions during the period	(32,87,915)	89,53,269
Outstanding as at the end of the period	3,72,42,015	4,05,29,930
b. Nature of Transaction	Share of Profit	
Volume of transactions during the period	59,92,500	1,23,94,432
c. Nature of Transaction	Trade Receivables	
Volume of transactions during the period	(4,36,026)	(12,10,987)
Sales during the year	4,77,468	9,73,083
Outstanding as at the end of the period	47,903	6,461
d. Nature of Transaction	Revenue from O & M Services	
Volume of transactions during the period	(7,40,006)	(21,61,511)
Sales during the year	8,85,007	17,70,011
Outstanding as at the end of the period	1,45,001	-

Sept 30, 2024

March 31, 2024

CHIKKAHALLI SOLAR POWER PROJECT LLP

a. Nature of Transaction	Investments	
Investments made during the period	35,57,898	(1,57,33,128)
Outstanding as at the end of the period	5,87,59,294	5,52,01,396
b. Nature of Transaction	Share of Profit	
Volume of transactions during the period	43,94,500	95,85,596
c. Nature of Transaction	Trade Receivables	
Volume of transactions during the period	(3,19,016)	(11,72,156.38)
Sales during the year	6,33,558	8,14,763
Purchase during the year	-	-
Outstanding as at the end of the period	3,46,512	31,970
d. Nature of Transaction	Revenue from O & M Services	
Volume of transactions during the period	(7,40,006)	(22,93,511)
Sales during the year	8,85,007	17,70,011
Outstanding as at the end of the period	1,45,001	-

CHIKKANANDI SOLAR POWER PROJECT LLP

a. Nature of Transaction	Investments	
Volume of transactions during the period	55,03,092	38,34,904
Outstanding as at the end of the period	3,27,02,960	2,71,99,868
b. Nature of Transaction	Share of Profit	
Volume of transactions during the period	-	14,86,809
c. Nature of Transaction	Trade Receivables	
Volume of transactions during the period	(1,36,316)	(24,72,946)
Sales during the year	1,56,549	17,28,978
Outstanding as at the end of the period	24,246	4,013
d. Nature of Transaction	Revenue from O & M Services	
Volume of transactions during the period	(2,46,668)	(6,77,004)
Sales during the year	2,95,002	5,90,004
Outstanding as at the end of the period	48,334	-

HIREHALLI SOLAR POWER PROJECT LLP

a. Nature of Transaction	Investments	
Volume of transactions during the period	1,20,90,981	34,54,520
Outstanding as at the end of the period	4,92,10,083	3,71,19,102
b. Nature of Transaction	Share of Profit	
Volume of transactions during the period	-	1,04,89,268
c. Nature of Transaction	Trade Receivables	
Volume of transactions during the period	(5,15,785)	(15,02,231)
Sales during the year	4,68,251	9,69,557
Outstanding as at the end of the period	1,18,566	1,66,100
d. Nature of Transaction	Revenue from O & M Services	
Volume of transactions during the period	(7,40,006)	(23,39,507)
Sales during the year	8,85,007	17,70,011
Outstanding as at the end of the period	1,45,001	-

Sept 30, 2024

March 31, 2024

HUKKERI SOLAR POWER PROJECT LLP

a. Nature of Transaction	Investments	
Volume of transactions during the period	(52,62,229)	48,94,659
Outstanding as at the end of the period	3,17,51,851	3,70,14,080
b. Nature of Transaction	Share of Profit	
Volume of transactions during the period	37,96,200.00	91,25,770
c. Nature of Transaction	Trade Receivables	
Volume of transactions during the period	(1,51,070.00)	(4,96,737)
Sales during the year	1,79,265	4,54,699
Outstanding as at the end of the period	36,075	7,880
d. Nature of Transaction	Revenue from O & M Services	
Volume of transactions during the period	(4,93,337)	(13,54,007)
Sales during the year	5,90,004	11,80,007
Outstanding as at the end of the period	96,667	-

HUNSANKODILLI SOLAR POWER PROJECT LLP

a. Nature of Transaction	Investments	
Volume of transactions during the period	(6,18,923)	(3,08,48,332)
Outstanding as at the end of the period	4,62,24,453	4,68,43,376
b. Nature of Transaction	Share of Profit	
Volume of transactions during the period	34,96,500	33,33,322
c. Nature of Transaction	Trade Receivables	
Volume of transactions during the period	(12,79,447)	(16,95,402)
Sales during the year	5,34,111	22,16,200
Outstanding as at the end of the period	6,864	7,52,200
d. Nature of Transaction	Revenue from O & M Services	
Volume of transactions during the period	(7,40,006)	(22,77,896)
Sales during the year	8,85,007	17,70,011
Outstanding as at the end of the period	1,45,001	-

KULAGODA SOLAR POWER PROJECT LLP

a. Nature of Transaction	Investments	
Volume of transactions during the period	(67,69,942.00)	(98,78,361)
Outstanding as at the end of the period	1,71,28,764	2,38,98,706
b. Nature of Transaction	Share of Profit	
Volume of transactions during the period	39,96,000.00	-
c. Nature of Transaction	Trade Receivables	
Volume of transactions during the period	(89,102)	(3,15,633)
Sales during the year	96,406	2,99,629
Outstanding as at the end of the period	8,739	1,435
d. Nature of Transaction	Revenue from O & M Services	
Volume of transactions during the period	(2,46,668)	(6,84,297)
Sales during the year	2,95,002	5,90,003
Outstanding as at the end of the period	48,334	-

Sept 30, 2024

March 31, 2024

KURUGUNDA SOLAR POWER PROJECT LLP

a. Nature of Transaction	Investments	
Investments made during the period	(84,18,515)	(12,76,121)
Outstanding as at the end of the period	3,87,47,130	4,71,65,645
b. Nature of Transaction	Share of Profit	
Volume of transactions during the period	35,95,500	97,97,949
c. Nature of Transaction	Trade Receivables	
Volume of transactions during the period	(1,18,143)	(17,63,973)
Sales during the year	1,47,630	16,99,423
Outstanding as at the end of the period	30,922	1,435
d. Nature of Transaction	Revenue from O & M Services	
Volume of transactions during the period	(7,40,006)	(21,61,511)
Sales during the year	8,85,007	17,70,011
Outstanding as at the end of the period	1,45,001	-

MADAMAGERI SOLAR POWER PROJECT LLP

a. Nature of Transaction	Investments	
Volume of transactions during the period	(91,90,988.00)	(2,88,03,880)
Outstanding as at the end of the period	3,99,78,790	4,91,69,778
b. Nature of Transaction	Share of Profit	
Volume of transactions during the period	49,95,000	1,48,79,347
c. Nature of Transaction	Trade Receivables	
Volume of transactions during the period	(2,95,385)	(11,42,535)
Sales during the year	3,24,462	11,19,492
Outstanding as at the end of the period	30,753	1,676
d. Nature of Transaction	Revenue from O & M Services	
Volume of transactions during the period	(7,40,006)	(20,31,011)
Sales during the year	8,85,007	17,70,011
Outstanding as at the end of the period	1,45,001	-

MARAKKA SOLAR POWER PROJECT LLP

a. Nature of Transaction	Investments	
Volume of transactions during the period	(53,14,739)	(87,36,323)
Outstanding as at the end of the period	1,18,26,439	1,71,41,178
b. Nature of Transaction	Share of Profit	
Volume of transactions during the period	9,99,000	43,07,776
c. Nature of Transaction	Trade Receivables	
Volume of transactions during the period	(86,194)	(4,03,799)
Sales during the year	91,681	3,35,140
Outstanding as at the end of the period	10,614	5,128
d. Nature of Transaction	Revenue from O & M Services	
Volume of transactions during the period	(2,46,668)	(7,70,938)
Sales during the year	2,95,002	5,90,003
Outstanding as at the end of the period	48,334	-

Sept 30, 2024

March 31, 2024

SHIVAPUR SOLAR POWER PROJECT LLP

a. Nature of Transaction	Investments	
Volume of transactions during the period	12,64,545	(3,60,58,357)
Outstanding as at the end of the period	5,11,93,200	4,99,28,655
b. Nature of Transaction	Share of Profit	
Volume of transactions during the period	39,96,000	1,92,41,972
c. Nature of Transaction	Trade Receivables	
Volume of transactions during the period	(91,613)	(13,06,740)
Sales during the year	1,31,008	13,03,200
Outstanding as at the end of the period	42,360	2,965
d. Nature of Transaction	Revenue from O & M Services	
Volume of transactions during the period	(7,40,006)	(19,00,511)
Sales during the year	8,85,007	17,70,011
Outstanding as at the end of the period	1,45,001	-

TAVALGERI SOLAR POWER PROJECT LLP

a. Nature of Transaction	Investments	
Volume of transactions during the period	36,08,703	15,73,902
Outstanding as at the end of the period	2,17,15,571	1,81,06,868
b. Nature of Transaction	Share of Profit	
Volume of transactions during the period	9,99,000.00	4,80,472
c. Nature of Transaction	Trade Receivables	
Volume of transactions during the period	(1,68,651)	(4,61,078)
Sales during the year	1,74,080	3,64,009
Outstanding as at the end of the period	6,864	1,435
d. Nature of Transaction	Revenue from O & M Services	
Volume of transactions during the period	(2,46,668)	(7,64,003)
Sales during the year	2,95,002	5,90,003
Outstanding as at the end of the period	48,334	-

YARAGANVI SOLAR POWER PROJECT LLP

a. Nature of Transaction	Investments	
Volume of transactions during the period	(1,41,95,797)	(48,58,633)
Outstanding as at the end of the period	4,12,18,032	5,54,13,829
b. Nature of Transaction	Share of Profit	
Volume of transactions during the period	50,94,900	1,38,60,220
c. Nature of Transaction	Trade Receivables	
Volume of transactions during the period	(1,22,632)	(11,14,215)
Sales during the year	1,10,419	4,95,817
Purchase during the year	-	-
Outstanding as at the end of the period	6,864	19,077
d. Nature of Transaction	Revenue from O & M Services	
Volume of transactions during the period	(7,40,006)	(24,22,511)
Sales during the year	8,85,007	17,70,011
Outstanding as at the end of the period	1,45,001	-

Sept 30, 2024

March 31, 2024

RAVINDRA ENERGY GSE RENEWABLES LLP

a. Nature of transaction	Investments	
Volume of transactions during the period	1,10,000	(7,38,571)
Outstanding as at the end of the period	74,79,987	73,69,987
b. Nature of transaction	Expense Reimbursement (Advance)	
Volume of transactions during the period	669	109
Advances paid	(669)	(109)
Outstanding as at the end of the period	-	-
c. Nature of transaction	Trade Receivables	
Volume of transactions during the period	-	49,36,082
Sales during the year	-	-
Purchase during the year	-	(43,17,802)
Outstanding as at the end of the period	-	-

RAVINDRA ENERGY MHSP LLP

a. Nature of transaction	Investments	
Volume of transactions during the period	(26,65,057)	2,35,61,842
Outstanding as at the end of the period	3,64,06,755	3,90,71,812
b. Nature of transaction	Expense Reimbursement (Advance)	
Volume of transactions during the period	672	1,02,225
Advances paid	(672)	(1,02,225)
Outstanding as at the end of the period	-	-
c. Nature of transaction	Trade Receivables	
Volume of transactions during the period	(26,79,943)	(2,95,58,514)
Sales during the year	-	1,19,01,641
Outstanding as at the end of the period	-	26,79,943

REL POWER TRADING LLP

a. Nature of transaction	Investments	
Volume of transactions during the period	55,33,210	76,88,390
Outstanding as at the end of the period	3,45,06,600	2,89,73,390
b. Nature of transaction	Expense Reimbursement (Advance)	
Volume of transactions during the period	11,760	2,09,249
Advances paid	(10,560)	(2,09,249)
Outstanding as at the end of the period	1,200	-
c. Nature of transaction	Trade Receivables	
Volume of transactions during the period	(28,94,590)	(2,68,018)
Sales during the year	-	31,62,608
Outstanding as at the end of the period	-	28,94,590

REL MSKVY Solar Project One Private Limited

a. Nature of transaction	Investments	
Volume of transactions during the period	10,00,000	-
Outstanding as at the end of the period	10,00,000	-
b. Nature of transaction	Expense Reimbursement (Advance)	
Volume of transactions during the period	2,01,757	-
Advances paid	(2,01,757)	-
Outstanding as at the end of the period	-	-
c. Nature of Transaction	Inter Corporate Deposit	
Volume of transactions during the period	27,79,000	-
Interest Charged for the year	47,960	-
Advances Repaid Including interest	(4,799)	-
Outstanding as at the end of the period	28,22,161	-

REL MSKVY Solar Project Two Private Limited

a. Nature of transaction	Investments	
Volume of transactions during the period	10,00,000	-
Outstanding as at the end of the period	10,00,000	-
b. Nature of transaction	Expense Reimbursement (Advance)	
Volume of transactions during the period	1,65,260	-
Advances paid	(1,65,260)	-
Outstanding as at the end of the period	-	-
c. Nature of Transaction	Inter Corporate Deposit	
Volume of transactions during the period	42,06,000	-
Interest Charged for the year	1,00,013	-
Advances Repaid Including interest	(10,002)	-
Outstanding as at the end of the period	42,96,011	-

REL MSKVY Solar Project Three Private Limited

a. Nature of transaction	Investments	
Volume of transactions during the period	10,00,000	-
Outstanding as at the end of the period	10,00,000	-
b. Nature of transaction	Expense Reimbursement (Advance)	
Volume of transactions during the period	2,12,480	-
Advances paid	(2,12,480)	-
Outstanding as at the end of the period	-	-
c. Nature of Transaction	Inter Corporate Deposit	
Volume of transactions during the period	41,34,000	-
Interest Charged for the year	95,513	-
Advances Repaid Including interest	(9,552)	-
Outstanding as at the end of the period	42,19,961	-

REL MSKVY Solar Project Four Private Limited

a. Nature of transaction	Investments	
Volume of transactions during the period	10,00,000	-
Outstanding as at the end of the period	10,00,000	-
b. Nature of transaction	Expense Reimbursement (Advance)	
Volume of transactions during the period	3,46,260	-
Advances paid	(3,46,260)	-
Outstanding as at the end of the period	-	-
c. Nature of Transaction	Inter Corporate Deposit	
Volume of transactions during the period	56,00,000	-
Interest Charged for the year	43,111	-
Advances Repaid Including interest	(4,312)	-
Outstanding as at the end of the period	56,38,799	-

REL MSKVY Solar Project Five Private Limited

a. Nature of transaction	Investments	
Volume of transactions during the period	10,00,000	-
Outstanding as at the end of the period	10,00,000	-
b. Nature of transaction	Expense Reimbursement (Advance)	
Volume of transactions during the period	4,760	-
Advances paid	(4,760)	-
Outstanding as at the end of the period	-	-
c. Nature of Transaction	Inter Corporate Deposit	
Volume of transactions during the period	7,99,000	-
Interest Charged for the year	18,152	-
Advances Repaid Including interest	(1,816)	-
Outstanding as at the end of the period	8,15,336	-

REL MSKVY Solar Project Six Private Limited

a. Nature of transaction	Investments	
Volume of transactions during the period	10,00,000	-
Outstanding as at the end of the period	10,00,000	-
b. Nature of transaction	Expense Reimbursement (Advance)	
Volume of transactions during the period	1,55,810	-
Advances paid	(1,54,310)	-
Outstanding as at the end of the period	1,500	-
c. Nature of Transaction	Inter Corporate Deposit	
Volume of transactions during the period	27,06,000	-
Interest Charged for the year	63,427	-
Advances Repaid Including interest	(6,343)	-
Outstanding as at the end of the period	27,63,084	-

REL Marathwada Solar Project One Pvt Ltd.

a. Nature of transaction	Investments	
Volume of transactions during the period	10,00,000	-
Outstanding as at the end of the period	10,00,000	-
b. Nature of transaction	Expense Reimbursement (Advance)	
Volume of transactions during the period	23,331	-
Advances paid	(23,331)	-
Outstanding as at the end of the period	-	-

REL Marathwada Solar Project Two Pvt Ltd.

a. Nature of transaction	Investments	
Volume of transactions during the period	10,00,000	-
Outstanding as at the end of the period	10,00,000	-
b. Nature of transaction	Expense Reimbursement (Advance)	
Volume of transactions during the period	12,031	-
Advances paid	(12,031)	-
Outstanding as at the end of the period	-	-

Sept 30, 2024

March 31, 2024

NARENDRA MURKUMBI

a. Nature of Transaction	Lease Rent	
Volume of transactions during the period	80,41,608	1,32,36,000
Outstanding as at the end of the period	(26,41,632)	(26,06,188)
b. Nature of Transaction	Warrants Application Money Received	
Volume of transactions during the period	-	(6,42,60,000)
Warrants Converted into Equity Shares	-	12,60,00,000
Tranferred to Share Premium Account	-	51,66,00,000
Outstanding as at the end of the period	-	-
c. Nature of Transaction	Directors Sitting Fees	
Volume of transactions during the period	1,20,000	1,80,000
Paid during the year	(1,20,000)	(1,80,000)
Outstanding as at the end of the period	-	-
d. Nature of Transaction	Sale of Investment	
Volume of transactions during the period	-	(48,000)
Sale of Shares in REL Marinetek Infra Private Limited	-	48,000
Outstanding as at the end of the period	-	-

SHAILESH NANDKISHOR ROJEKAR

a. Nature of Transaction	Warrants Application Money Received	
Volume of transactions during the period	-	(3,06,00,000)
Warrants Converted into Equity Shares	-	80,00,000
Tranferred to Share Premium Account	-	3,28,00,000
Outstanding as at the end of the period	-	-

NANDKISHOR SHRIDHAR ROJEKAR

a. Nature of Transaction	Warrants Application Money Received	
Volume of transactions during the period	-	(76,50,000)
Warrants Converted into Equity Shares	-	20,00,000
Tranferred to Share Premium Account	-	82,00,000
Outstanding as at the end of the period	-	-

KIRTI PRAMOD NERLEKAR

a. Nature of Transaction	Warrants Application Money Received	
Volume of transactions during the period		(6,12,00,000)
Warrants Converted into Equity Shares		1,60,00,000
Tranferred to Share Premium Account		6,56,00,000
Outstanding as at the end of the period		-

SHREE RENUKA SUGARS DEVELOPMENT FOUNDATION

a. Nature of Transaction	Sales	
Receipts during the year	(6,176)	(5,890)
Sales during the year	3,31,085	6,37,930
Outstanding as at the end of the year	9,62,839	6,37,930

VISHWANATH MATHUR

a. Nature of Transaction	Directors Sitting Fees	
Volume of transactions during the period	3,30,000	6,00,000
Paid during the year	(3,30,000)	(6,00,000)
Outstanding as at the end of the period	-	-

RACHITKUMAR AGARWAL

a. Nature of Transaction	Directors Sitting Fees	
Volume of transactions during the period	30,000	1,80,000
Paid during the year	(30,000)	(1,80,000)
Outstanding as at the end of the period	-	-

SHILPA BALCHANDRA KODKANY

a. Nature of Transaction	Directors Sitting Fees	
Volume of transactions during the period	30,000	1,65,000
Paid during the year	(30,000)	(1,65,000)
Outstanding as at the end of the period	-	-

POONAM LAHOTY

a. Nature of Transaction	Directors Sitting Fees	
Volume of transactions during the period	90,000	-
Paid during the year	(90,000)	-
Outstanding as at the end of the period	-	-

ROBERT TAYLOR

a. Nature of Transaction	Directors Sitting Fees	
Volume of transactions during the period	75,000	3,30,000
Paid during the year	(75,000)	(3,30,000)
Outstanding as at the end of the period	-	-

SIDRAM KALUTI

a. Nature of Transaction	Directors Sitting Fees	
Volume of transactions during the period	3,90,000	5,40,000
Paid during the year	(3,90,000)	(5,40,000)
Outstanding as at the end of the period	-	-

VINAY NAMJOSHI

a. Nature of Transaction	Directors Sitting Fees	
Volume of transactions during the period	1,20,000.00	-
Paid during the year	(1,20,000.00)	-
Outstanding as at the end of the period	-	-

RAMESH ABHISHEK

a. Nature of Transaction	Directors Sitting Fees	
Volume of transactions during the period	60,000.00	1,80,000
Paid during the year	(60,000.00)	(1,80,000)
Outstanding as at the end of the period	-	-

REL RURAL WAREHOUSING LIMITED

a. Nature of Transaction	Sales-Services	
Volume of transactions during the period	-	-
Sales during the year	3,54,000	7,08,000
Advances paid	(30,000)	(5,46,000)
Outstanding as at the end of the period	4,86,000	1,62,000

Sept 30, 2024

March 31, 2024

RAVINDRA ENERGY REP1 LLP

a. Nature of transaction	Investments	
Volume of transactions during the period	22,88,000	1,97,000
Outstanding as at the end of the period	24,85,000	1,97,000
b. Nature of transaction	Expense Reimbursement (Advance)	
Volume of transactions during the period	622	3,710
Advances paid	(622)	(3,710)
Outstanding as at the end of the period	-	-

ARALAAU SOLAR POWER PROJECT LLP

a. Nature of transaction	Investments	
Volume of transactions during the period	(14,263)	30,81,000
Outstanding as at the end of the period	30,66,737	30,81,000

SHREE RENUKA INSTITUTE FOR RURAL DEVELOPMENT AND RESEARCH

a. Nature of Transaction	CSR Expenses	
Volume of transactions during the period	-	9,74,918
Paid during the year	-	(9,74,918)
Outstanding as at the end of the period	-	-

Ravindra Energy Limited
Consolidated Related Party Transactions for the Half year ended September 30,2024

6 Related party Disclosures:

(a) Associate Companies & Related Parties

- i. Khandepar Investments Private Limited
- ii. REL Rural Warehousing Limited
- iii. REL Marinetek Infra Private Limited
- iv. Energy in Motion Private Limited
- v. Shree Renuka Institute For Rural Development And Research
- vi. Mr. Narendra M Murkumbi
- vii. Mr. Shailesh N Rojekar
- viii. Mr. Nandakishor Shridhar Rojekar
- ix. Mr. Kirti Pramod Nerlekar
- x. Mr. Shailesh N Rojekar
- xi. Shree Renuka Development Foundation
- xii. Mrs.Inika Murkumbi
- xiii. Mr. Prashant Sidram Kaluti
- xiv. Mrs.Renuka Prashant Kaluti
- xv. Mrs.Malvika Murkumbi
- xvi. Mr.Vishwanath Mathur
- xvii. Mr.Rachitkumar Agarwal
- xviii. Mrs. Shilpa Balchandra Kodkany
- xix. Mr. Robert Taylor
- xx. Mr. Sidram Kaluti
- xxi. Mr. Ramesh Abhishek
- xxii. Shree Renuka Emplyoee Welfare Trust
- xxiii. Mrs.Poonam Lahoty
- xxiv. Mr.Vinay Namjoshi
- xxv. Ravindra Energy Employee Welfare Trust

(b) Key Managerial personnel:

- | | |
|--------------------------|---|
| i. Ms. Vidya Murkumbi | Whole Time Director |
| ii. Mr. Shantanu Lath | Whole Time Director & Chief Executive Officer |
| iii. Mr. Vadiraj Mutalik | Company Secretary |
| iv. Mr. Vikas Pawar | Chief Financial Officer |

(c) Transactions with Associate Companies and Related Parties:

Sept 30, 2024

March 31, 2024

i KHANDEPAR INVESTMENTS PRIVATE LIMITED

a. Nature of Transaction	Inter Corporate Deposit	
Volume of transactions during the period	14,09,35,083	(51,75,84,410)
Interest Charged for the year	24,79,753	58,71,571
Loan Repaid Including interest	(2,47,976)	36,02,30,583
Outstanding as at the end of the period	(1,41,86,967)	(15,73,53,827)
b. Nature of Transaction	Perpetual Debt	
Volume of transactions during the period		-
Advances repaid during the year	2,30,00,000	15,20,00,000
Outstanding as at the end of the period	-	(2,30,00,000)

ii REL RURAL WAREHOUSING LIMITED

a. Nature of Transaction	Sales-Services	
Volume of transactions during the period	-	-
Sales during the year	3,54,000	7,08,000
Advances paid	(30,000)	(5,46,000)
Outstanding as at the end of the period	4,86,000	1,62,000
b. Nature of Transaction	Trade Payables	
Payments during the year	-	4,17,66,856
Purchases during the year	-	(11,95,18,416)
Outstanding as at the end of the period	(6,42,91,282)	(6,42,91,282)
c. Nature of Transaction	Trade Advances	
Volume of transactions during the year	-	1,64,26,563
Foreign exchange (loss)/gain	-	(65,399)
Outstanding as at the end of the year	-	-

iii REL - MARINETEK INFRA PRIVATE LIMITED

a. Nature of Transaction	Investment	
Volume of transactions during the period	-	-
Shares Trasferred	-	(48,000)
Outstanding as at the end of the period	-	-
b. Nature of Transaction	Inter Corporate Deposit	
Volume of transactions during the period	-	7,91,33,000
Interest Charged for the year	-	-
Advances Repaid Including interest	-	(10,32,19,418)
Outstanding as at the end of the period	-	-
c. Nature of transaction	Expense Reimbursement (Advance)	
Volume of transactions during the period	-	1,631
Advances Paid	-	(1,631)
Outstanding as at the end of the period	-	-

iv ENERGY IN MOTION PRIVATE LIMITED

a. Nature of Transaction	Investments	
Volume of transactions during the period	2,98,23,750	24,75,000
Outstanding as at the end of the period	3,22,98,750	24,75,000
b. Nature of transaction	Expense Reimbursement (Advance)	
Volume of transactions during the period	98,347	21,88,898
Advances Paid	-	-
Outstanding as at the end of the period	22,87,245	21,88,898
c. Nature of transaction	Inter Corporate Deposit	
Volume of transactions during the period	1,25,00,000	-
Interest Charged for the year	14,139	-
Advances Repaid Including interest	(1,25,14,139)	-
Outstanding as at the end of the period	-	-

v SHREE RENUKA INSTITUTE FOR RURAL DEVELOPMENT AND RESEARCH

a. Nature of Transaction	CSR Expenses	
Volume of transactions during the period	-	9,74,918
Paid during the year	-	(9,74,918)
Outstanding as at the end of the period	-	-

vi NARENDRA MURKUMBI

a. Nature of Transaction	Lease Rent	
Volume of transactions during the period	80,41,608	1,32,36,000
Outstanding as at the end of the period	(26,41,632)	(26,06,188)
b. Nature of Transaction	Warrants Application Money Received	
Volume of transactions during the period	-	(6,42,60,000)
Warrants Converted into Equity Shares	-	12,60,00,000
Tranferred to Share Premium Account	-	51,66,00,000
Outstanding as at the end of the period	-	-
c. Nature of Transaction	Directors Sitting Fees	
Volume of transactions during the period	1,20,000	1,80,000
Paid during the year	(1,20,000)	(1,80,000)
Outstanding as at the end of the period	-	-
d. Nature of Transaction	Sale of Investment	
Volume of transactions during the period	-	(48,000)
Sale of Shares in REL Marinetek Infra Private Limited	-	48,000
Outstanding as at the end of the period	-	-
Outstanding as at the end of the period	-	-

vii SHAILESH NANDKISHOR ROJEKAR

a. Nature of Transaction	Warrants Application Money Received	
Volume of transactions during the period	-	(3,06,00,000)
Warrants Converted into Equity Shares	-	80,00,000
Tranferred to Share Premium Account	-	3,28,00,000
Outstanding as at the end of the period	-	-

viii NANDKISHOR SHRIDHAR ROJEKAR

a. Nature of Transaction	Warrants Application Money Received	
Volume of transactions during the period	-	(76,50,000)
Warrants Converted into Equity Shares	-	20,00,000
Tranferred to Share Premium Account	-	82,00,000
Outstanding as at the end of the period	-	-

ix KIRTI PRAMOD NERLEKAR

a. Nature of Transaction	Warrants Application Money Received	
Volume of transactions during the period	-	(6,12,00,000)
Warrants Converted into Equity Shares	-	1,60,00,000
Tranferred to Share Premium Account	-	6,56,00,000
Outstanding as at the end of the period	-	-

x SHREE RENUKA DEVELOPMENT FOUNDATION

a. Nature of Transaction	Sales	
Receipts during the year	(6,176)	(5,890)
Sales during the year	3,31,085	6,37,930
Outstanding as at the end of the year	9,62,839	6,37,930
b. Nature of Transaction	Inter Corporate Deposit	
Volume of transactions during the period	(3,28,87,258)	(7,57,59,286)
Loan Repaid Including interest	4,85,07,130	16,14,65,686
Outstanding as at the end of the period	(7,99,50,093)	(9,55,69,965)
c. Nature of Transaction	Interest Paid	
Volume of transactions during the period	35,87,258	1,07,26,286

xi INIKA MURKUMBI

a. Nature of Transaction	Share of Profits from LLPs	
Volume of transactions during the period	26,00,000	55,01,882
b. Nature of Transaction	Loan	
Volume of transactions during the period	-	(1,02,20,870)
Interest Charged during the year	(4,13,594)	(3,99,638)
Loan Repaid Including interest	-	-
Outstanding as at the end of the period	(1,10,34,101)	(1,06,20,507)

xii MALVIKA MURKUMBI

a. Nature of Transaction	Share of Profits from LLPs	
Volume of transactions during the period	9,03,500	50,78,153

xiii PRASHANT SIDRAM KALUTI

a. Nature of Transaction	Borrowings	
Volume of transactions during the period	-	-
Interest Charged during the year	(1,85,507)	(3,70,762)
Loan Repaid Including interest	1,84,368	2,87,967
Outstanding as at the end of the period	(37,83,934)	(37,82,795)

xiv RENUKA PRASHANT KALUTI

a. Nature of Transaction	Borrowings	
Volume of transactions during the period	-	-
Interest Charged during the year	(1,85,507)	(3,70,762)
Loan Repaid Including interest	1,84,368	2,87,967
Outstanding as at the end of the period	(37,83,934)	(37,82,795)

xv VISHWANATH MATHUR

a. Nature of Transaction	Directors Sitting Fees	
Volume of transactions during the period	3,30,000	6,00,000
Paid during the year	(3,30,000)	(6,00,000)
Outstanding as at the end of the period	-	-

xvi RACHITKUMAR AGARWAL

a. Nature of Transaction	Directors Sitting Fees	
Volume of transactions during the period	30,000	1,80,000
Paid during the year	(30,000)	(1,80,000)
Outstanding as at the end of the period	-	-

xvii SHILPA BALCHANDRA KODKANY

a. Nature of Transaction	Directors Sitting Fees	
Volume of transactions during the period	30,000	1,65,000
Paid during the year	(30,000)	(1,65,000)
Outstanding as at the end of the period	-	-

xviii ROBERT TAYLOR

a. Nature of Transaction	Directors Sitting Fees	
Volume of transactions during the period	75,000	3,30,000
Paid during the year	(75,000)	(3,30,000)
Outstanding as at the end of the period	-	-

xix SIDRAM KALUTI

a. Nature of Transaction	Directors Sitting Fees	
Volume of transactions during the period	3,90,000	5,40,000
Paid during the year	(3,90,000)	(5,40,000)
Outstanding as at the end of the period	-	-

xx RAMESH ABHISHEK

a. Nature of Transaction	Directors Sitting Fees	
Volume of transactions during the period	60,000	1,80,000
Paid during the year	(60,000)	(1,80,000)
Outstanding as at the end of the period	-	-

xxi SHREE RENUKA EMPLOYEES WELFARE TRUST

a. Nature of Transaction	Loan	
Volume of transactions during the period	(9,95,00,000)	(25,00,000)
Interest Charged during the year	(5,78,736)	(56,831)
Loan Repaid Including interest	26,10,107	41,585
Outstanding as at the end of the period	(9,99,83,875)	(25,15,246)

xxii POONAM LAHOTY

a. Nature of Transaction	Directors Sitting Fees	
Volume of transactions during the period	90,000	-
Paid during the year	(90,000)	-
Outstanding as at the end of the period	-	-

xxiii VINAY NAMJOSHI

a. Nature of Transaction	Directors Sitting Fees	
Volume of transactions during the period	1,20,000.00	-
Paid during the year	(1,20,000.00)	-
Outstanding as at the end of the period	-	-

xxiv RAVINDRA ENERGY EMPLOYEE WELFARE TRUST

a. Nature of Transaction	Loan	
Volume of transactions during the period	(3,21,83,000)	-
Interest Charged during the year	(6,35,199)	-
Loan Repaid Including interest	(2,74,47,124)	-
Outstanding as at the end of the period	(53,71,075)	-

xxv Transactions With Key Managerial Personnel (Directors)

a. Nature of Transaction	Remuneration	
Remuneration including contribution to PF	1,01,76,258	2,01,36,528
Outstanding as at the end of the period	16,78,043	33,14,989

xxvi Transactions With Key Managerial Personnel (Others)

a. Nature of Transaction	Remuneration	
Remuneration including contribution to PF	20,12,958	33,79,368
Outstanding as at the end of the period	3,35,493	2,81,614

To,
The Board of Directors
Ravindra Energy Limited
BC 105, Havelock Road,
Camp, Belgaum 590001,
Karnataka, India.

Sub: Resignation from the position of Company Secretary & Compliance Officer of the Company.

Dear Sir/Madam,

This is to inform you that, I Vadiraj Mutalik hereby tender my resignation from the position of Company Secretary & Compliance Officer (Key Managerial Personnel) of the Company to pursue an alternate career opportunity outside the Organisation. I further confirm that there is no other material reason for this resignation other than that provided in this resignation letter.

I respectfully request the Board to relieve me of my duties effective from the closing of the business hours on November 12, 2024.

Further, I take this opportunity to convey my gratitude to the Chairperson, Vice Chairman, the Board of Directors and also the other fellow members and colleagues of the Company for their unstinted support and cooperation extended to me during my tenure as Company Secretary.

Further, I request the Company to file the necessary forms with the Registrar of Companies, Ministry of Corporate Affairs and give intimation to the stock exchanges, to give the effect of this resignation.

Thanking you.

Yours faithfully,

Vadiraj Mutalik
"Sanskruiti Palms", Bungalow 47,
CTS No. 1886/47, Mandoli Road,
Bhavani Nagar, Belgaum – 590006,
Karnataka, India.



Accepted 12/11/2024
Thurkumbhi

Mumbai, November 12, 2024