



TGL/2022-23/SEC-134

Date: 31-01-2023

To,
The Manager
Department of Corporate Services-Listing
BSE Limited
16th floor, P J Towers,
Dalal Street, Mumbai- 400001

Sub Intimation of Unaudited Standalone Financial Results for the quarter ended 31-12-2022 under Regulation 33 of SEBI (LODR), Regulations, 2015


Ref: Triveni Glass Limited (Scrip Code 502281)

Dear Sir,

Please find the Un-Audited Standalone Financial Results, Statement of Assets and Liabilities alongwith Limited Review Audit for quarter ended 31.12.2022 under Regulation 33 of SEBI (LODR), Regulations, 2015 duly approved by the Board in the Meeting held on 27th January 2023.

Kindly consider and update the same in your record.

Thanks & Regards
For Triveni Glass Limited


Aakriti Bhushan
Company Secretary

Regd. Off. :

1, Kanpur Road, Allahabad - 211 001, India
Phone : +91-532-2407325
Fax : +91-532-2407450
E-mail : akd@triveniglassltd.com
Website : www.triveniglassltd.com
CIN No. : L26101UP1971PLC003491

IF IT'S GLASS IT'S US

amit ray & co.

CHARTERED ACCOUNTANTS

H. O. : 5-B, Sardar Patel Marg,
Prayagraj - 211 001
Phone : 2402763, 2407258
Fax : (0532) 2402763
E-mail : allahabad@amitraco.com
Website : www.amitraco.com

Ref. No.....

Dated.....


**Review Report to,
Board of Directors of
Triveni Glass Limited**

We have reviewed the accompanying statement of unaudited financial results of Triveni Glass Limited for the quarter ended 31st December, 2022. This statement is the responsibility of the Company's Management and has been approved by the Board of Directors. Our responsibility is to issue a report on these financial statements based on our review.

We conducted our review in accordance with the Standard on Review Engagement (SRE) 2400, Engagements to Review Financial Statements issued by the Institute of Chartered Accountants of India. This standard requires that we plan and perform the review to obtain moderate assurance as to whether the financial statements are free of material misstatement. A review is limited primarily to inquiries of company personnel and analytical procedures applied to financial data and thus provides less assurance than an audit. We have not performed an audit and accordingly, we do not express an audit opinion.

Based on our review conducted as above, nothing has come to our attention that causes us to believe that the accompanying statement of unaudited financial results prepared in accordance with applicable accounting standards and other recognized accounting practices and policies has not disclosed the information required to be disclosed in terms of Regulation 33 of the SEBI (Listing Obligations and Disclosure Requirements) Regulations, 2015 including the manner in which it is to be disclosed, or that it contains any material misstatement.

**For Amit Ray & Co.,
Chartered Accountants**

Mishra Sharma


**Abhishek Sharma
Partner
M.No. 403861**

UDIN: 23403861BGYOKI9445

Place of signature: Prayagraj

Date: 24.01.2023

**Also at : NEW DELHI, BANGALORE, KOLKATA, MUMBAI,
CHITTORGARH, PUNE, DEHRADUN**

TRIVENI GLASS LTD
1, KANPUR ROAD, ALLAHABAD, UP - 211001

CIN: L26101UP1971PLC003491; Email: akd@triveniglassltd.com; Website: www.triveniglassltd.com

Particulars	Rs. In Lakhs	
	Quarter ended December 31, 2022	Year ended March 31, 2022
Standalone Statement of Assets and Liabilities for the quarter ended 31st December, 2022		
Assets		
Non-current assets		
Property, plant and equipment	258.81	254.28
Capital work in progress	15.51	59.99
Intangible assets		
Other bank balance		
Other financial assets		
Current tax asset (net)		
Deferred tax asset (net)		
Other non-current assets		
Total non current asset	274.32	314.27
Current assets		
Inventories		
Financial assets		
Investments		24.34
Trade receivables	12.64	12.64
Cash and cash equivalents	0.15	0.78
Other bank balance	3.79	99.00
Other financial assets	194.53	186.90
Current tax asset (net)	5.94	6.08
Other current assets	55.35	57.35
Total current assets	272.40	387.09
Total assets	546.72	701.36
Equity And Liabilities		
Equity		
Equity share capital	1,261.94	1,261.94
Other equity	-2,998.54	-3,188.56
Total equity	-1,736.60	-1,926.62
Non-current liabilities		
Financial liabilities		
Long term borrowings	93.65	93.65
Other financial liabilities		
Provisions		
Deferred tax liabilities (Net)		
Other non current liabilities		
Total non-current liabilities	93.65	93.65
Current liabilities		
Financial liabilities		
Borrowings	1,813.35	1,813.35
Trade payables	129.38	91.33
Finance Lease Liability	0.00	0.00
Other financial liabilities	85.32	194.30
Provisions		
Other current liabilities	161.62	435.35
Total current liabilities	2,189.67	2,534.33
Total liabilities	2,283.32	2,627.98
Total equity and liabilities	546.72	701.36

The accompanying notes form an integral part of these financial statements.


As per our attached Report of even date

For Amit Ray & Cp.

Chartered Accountants


FRN No. 000483C

Mr. J.K. Agrawal



Managing Director

Mr. A.K. Dhawan



Director Finance & CFO


Ms. Aakriti Bhushan



Company Secretary

Place: Allahabad

Date: 27-01-2023



TRIVENI GLASS LTD

1, KANPUR ROAD, ALLAHABAD, UP - 211001

CIN: L26101UP1971PLC003491; Email:akd@triveniglassltd.com; Website:www.triveniglassltd.com

Standalone Statement of Un-Audited financial results for the Quarter & 9 months ended 31st December, 2022


		Rs. In Lakhs					
Particulars	For the Quarter ended 31.12.2022 (Q3)	For the Quarter ended 30.09.2022(Q2)	For the Quarter ended 31.12.2021	For the nine months ended 31.12.2022	For the nine months ended 31.12.2021	For the Year ended 31.03.2022	
	Un-Audited	Un-Audited	Un-Audited	Un-Audited	Un-Audited	Audited	
I Revenue from operations							
II Other income	158.39	259.31	6.79	417.70	22.83	98.06	
III Total Revenue (I+II)	158.39	259.31	6.79	417.70	22.83	98.06	
IV Expenses							
Cost of Material Consumed	-	-	-	-	-	-	
Changes in Inventories of Finished goods work in progress and stock in trade	-	-	-	-	-	-	
Excise Duty/GST	-	-	-	-	-	-	
Employee benefits expense	10.95	17.99	1.72	28.94	13.50	20.62	
Finance costs	0.06	(0.02)	0.04	0.04	0.04	0.50	
Depreciation and Amortisation Expense	0.94	1.89	-	2.83	-	0.01	
Other expenses	32.78	163.11	14.63	195.89	49.69	203.25	
Total expenses	44.73	182.97	16.39	227.70	63.23	224.38	
V Profit / (Loss) before exceptional and extraordinary items (III-IV)	113.66	76.34	-9.60	190.00	-40.40	(126.32)	
VI Exceptional items	-	-	-	-	-	(3,821.44)	
VII Profit / (Loss) before extraordinary items and tax (V-VI)	113.66	76.34	-9.60	190.00	-40.40	(3,947.76)	
VIII Tax expense							
1) Current Tax	-	-	-	-	-	-	
2) Deferred Tax Liability/ (Asset)	-	-	-	-	-	-	
IX Net Profit / (Loss) for the period from continuing operations VII-VIII	113.66	76.34	-9.60	190.00	(40.40)	(3,947.76)	
X Profit/loss from discontinued operations	-	-	-	-	-	-	
XI Tax expenses of discontinued operations	-	-	-	-	-	-	
XII Profit/loss from discontinued operations (after tax) (X-XI)	-	-	-	-	-	-	
XIII Profit /Loss for the period (IX+XII)	113.66	76.34	-9.60	190.00	-40.40	(3,947.76)	
XIV Other Comprehensive Income							
A. (i) Items that will not be reclassified to profit or loss	-	-	-	-	-	-	
(ii) Income tax relating to items that will not be reclassified to profit or loss	-	-	-	-	-	-	
B. (i) Items that will be reclassified to profit or loss	-	-	-	-	-	-	
(ii) Income tax relating to items that will be reclassified to profit or loss	-	-	-	-	-	-	
XV Total Comprehensive Income for the period (XIII+XIV) Comprising Profit (Loss) and Other comprehensive Income for the period)	113.66	76.34	-9.60	190.00	-40.40	(3,947.76)	
XVI Earnings per equity share (for continuing operation):	9.01	6.05	-0.76	15.06	(3.20)	(312.86)	
(1) Basic							
(2) Diluted							
XVII Earnings per equity share (for discontinued operation):							
(1) Basic							
(2) Diluted							
XVIII Earning per equity share (for discontinued & continuing operation)							
(1) Basic							
(2) Diluted							
XVII Paid-up equity share capital (Face Value Rs. 10)	1,261.94	1,261.94	1,261.94	1,261.94	1,261.94	1,261.94	
XVIII Reserve excluding Revaluation Reserves as per balance sheet of previous accounting year	4,404.00	4,404.00	4,404.00	4,404.00	4,404.00	4,404.00	

Place : Prayagraj

Date : 27-01-2023

JK Agrawal

JK Agrawal
Managing Director



Triveni Glass Limited
Cash Flow Statement for the quarter ended December 31, 2022

(Rupees in lakhs)

Particulars	Quarter ended December 31, 2022	Year ended March 31, 2022
A. CASH FLOW FROM OPERATING ACTIVITIES		
Net Profit/ (Loss) before tax	190.00	-3,947.76
Add/(Less) :		
Other Income		
Unclaimed Balance Written Back		
Sundry Debit balance written off		-
Depreciation	2.83	0.01
Profit on sale of fixed assets		
Interest provided in P & L a/c (net of capitalization)		
Prior Period Items		
Profit on sale of fixed assets		-
Exceptional Items		-
other Adjustments		-
Operating profit before working capital changes	192.83	-3,947.75
Adjustment for :		
(increase)/Decrease in Inventories	-	-
(increase)/Decrease in other current assets and financial assets	-5.49	-0.78
(increase)/Decrease in trade receivables	-	-
Increase/(Decrease) in trade payables	38.07	16.08
Increase/(Decrease) in Other financial liabilities and other current liabilities	-382.71	-2,749.97
Cash flow from/(used in) operating activities	-157.30	-6,682.42
Income taxes received		
NET CASH FROM OPERATING ACTIVITIES (A)	-157.30	-6,682.42
B. CASH FLOW FROM INVESTING ACTIVITIES :		
(Sale) of property, plant and equipment	37.12	6,472.76
Profit on sale of fixed assets		
(Increase)/Decrease in Investments	24.34	0.60
Sale of Investments		
NET CASH USED IN INVESTING ACTIVITIES (B)	61.46	6,473.36
C. CASH FLOW FROM FINANCING ACTIVITIES :		
Proceeds/(Payment) of Long Term Borrowings		
Increase/(Decrease) in Short Term Borrowings		
Proceeds from Cash Credit		
Repayment of Other Loan		
Increase in Share Capital	-	123.42
NET CASH USED IN FINANCING ACTIVITIES (C)	-	123.42
NET INCREASE IN CASH & CASH EQUIVALENTS (A+B+C)	-95.84	-85.64
Cash and cash equivalents as at April 1, 2022	99.78	185.42
Cash and cash equivalents as at September 30, 2022	3.94	99.78
Cash and cash equivalents includes:		
Cash on hand	0.15	0.78
Balance with Banks	3.79	99.00

The accompanying notes form an integral part of these financial statements.


As per our attached Report of even date

For Amit Ray & Cp.

Chartered Accountants

FRN No. 000483C

Mishra



Place : Allahabad

Date: 27-01-2023

For and on behalf of the Board

Mr. J.K. Agrawal

J.K. Agrawal
Managing Director

Mr. A.K. Dhawan

A.K. Dhawan
Director Finance & CFO

Ms. Aakriti Bhushan

Aakriti Bhushan

Company Secretary

