

SHREE GLOBAL TRADEFIN LIMITED

Regd. Office: A2, 2nd Floor, Madhu Estate, Pandurang Budhkar Marg, Lower Parel, Mumbai 400013
Tel. 022- 6291 8111 email: sgtl2008@gmail.com CIN: L27100MH1986PLC041252 Website: www.sgtl.in

Date: 27th April, 2023

To,
BSE Limited
The Corporate Relationship Department
P.J. Towers, 1st Floor,
Dalal Street,
Mumbai – 400001

Dear Sir/Madam,

Sub: Standalone & Consolidated financial result for Quarter and Year ended on 31st March, 2023 under regulation 33(3) of SEBI (Listing Obligations and Disclosure Requirements) Regulation, 2015 along with Audit Report.

With reference to above subject and pursuant to the provision of Regulations 33(3)(a) of the SEBI (Listing Obligation & Disclosure Requirements) Regulations, 2015, please find enclosed herewith the Standalone & Consolidated Financial Result for the 4th quarter and year ended on 31st March, 2023 along with Audit Report signed by statutory auditor of the Company and declaration in respect of Auditors' Reports with unmodified opinion signed by Managing Director pursuant to Regulation 33 (3)(d) of SEBI (LODR) Regulations, 2015.

The Board Meeting commenced today at 02:00 p.m. and concluded at 4.00 p.m.

The above intimation is given to you for your record, Kindly take the note of the same.

Thanking You,
Yours faithfully,
For Shree Global Tradefin Limited

Rajesh Gupta
Managing Director
DIN: 00028379

SHREE GLOBAL TRADEFIN LIMITED

REGD. OFF. : A2, 2nd Floor, Madhu Estate, Pandurang Budhkar Marg, Lower Parel, Mumbai- 400 013.

CIN : L27100MH1986PLC041252; Website : www.sgtl.in

AUDITED CONSOLIDATED FINANCIAL RESULTS FOR QUARTER AND YEAR ENDED 31ST MARCH 2023

('in Lakhs)

	Quarter Ended			Year ended	
	31-Mar-23 (Audited) Refer Note No.3	31-Dec-22 (Unaudited)	31-Mar-22 (Audited) Refer Note No.3	31-Mar-23 (Audited)	31-Mar-22 (Audited)
1 Income					
(a) Revenue from Operations	24,153.91	5,840.93	1,930.74	38,029.90	4,782.47
(b) Other Income	20.99	290.43	15,498.06	1,677.24	15,929.27
Total Income from Operations	24,174.90	6,131.36	17,428.80	39,707.14	20,711.74
2 Expenses					
a. Cost of Materials Consumed	10,487.97	6,799.77	1,859.38	22,965.47	3,645.66
b. Changes in Inventories of Finished Goods, Work in Progress and Stock in Trade	3,080.12	(5,272.62)	(1,520.22)	(4,897.70)	(2,600.67)
c. Purchase of Traded Goods	6,835.95	-	104.05	6,835.95	104.05
d. Employee Benefit Expense	599.01	567.30	354.07	2,001.89	1,317.89
e. Manufacturing and Other Expenses	1,311.53	1,801.91	759.66	6,099.44	1,912.79
f. Depreciation and Amortization Expense	77.52	62.77	34.88	238.36	116.55
g. Finance Costs	190.23	98.08	60.42	471.19	102.14
Total Expenses	22,582.33	4,057.21	1,652.24	33,714.61	4,598.41
3 Profit / (Loss) from Operations before Exceptional Items and Tax(1 - 2)	1,592.57	2,074.15	15,776.56	5,992.53	16,113.33
4 Exceptional Items	-	-	-	(250.00)	-
5 Profit / (Loss) from before Tax (3 + 4)	1,592.57	2,074.15	15,776.56	5,742.53	16,113.33
6 Tax Expenses - Current Tax	323.53	670.00	-	993.53	-
- Deferred Tax Expenses/(Income)	246.11	-	403.63	246.11	403.63
- Mat Credit Reversals	-	-	212.40	-	212.40
7 Net Profit / (Loss) from ordinary activities after tax (5 - 6)	1,022.93	1,404.15	15,160.53	4,502.89	15,497.30
8 Share of Profit/(Loss) of Associates	2,349.86	(18.65)	(116.51)	2,267.74	(123.84)
9 Profit/(Loss) for the Period (7+8)	3,372.79	1,385.50	15,044.02	6,770.63	15,373.46
10 Other Comprehensive Income					
a) (i) Item that will not be reclassified to profit or loss	6,119.15	10,739.13	(6,866.59)	24,120.71	19,596.21
(ii) Income tax effect on above	(10.90)	0.04	15.99	(10.79)	3.04
b) (i) Item that will be reclassified to profit or loss	-	-	-	-	-
(ii) Income tax effect on above	-	-	-	-	-
11 Total Comprehensive Income (9+10)	9,481.04	12,124.67	8,193.42	30,880.55	34,972.71
Profit or loss attributable to:					
Owners of the parent	3,042.51	727.90	14,985.65	4,875.43	15,104.95
Non controlling interests	330.28	657.60	58.37	1,895.20	268.51
Profit for the period	3,372.79	1,385.50	15,044.02	6,770.63	15,373.46
Other comprehensive income attributable to:					
Owners of the parent	6,091.57	10,739.22	(6,831.23)	24,093.41	19,602.96
Non controlling interests	16.68	(0.05)	(19.37)	16.51	(3.71)
Other Comprehensive Income for the period	6,108.25	10,739.17	(6,850.60)	24,109.92	19,599.25
Total Comprehensive Income attributable to					
Owners of the parent	9,134.08	11,467.12	8,154.42	28,968.84	34,707.91
Non controlling interests	346.96	657.55	39.00	1,911.71	264.80
Total Comprehensive Income for the period	9,481.04	12,124.67	8,193.42	30,880.55	34,972.71
12 Paid Up Equity Share Capital (Face Value of `1/- each)	12,721.26	12,721.26	12,721.26	12,721.26	12,721.26
13 Other Equity				97,612.10	66,737.81
14 Earnings per Share (of ` 1 each) (not annualised)					
(a) Basic - In `	0.27	0.11	1.18	0.53	1.21
(b) Diluted - In `	0.27	0.11	1.18	0.53	1.21

For and on Behalf of the Board of
Shree Global Tradefin Limited

Rajesh Gupta
Managing Director
DIN: 00028379

Place: Mumbai
Date: 27th April,2023

Notes

- 1 The statement of audited consolidated financial results ("the statement") of Shree Global Tradefin Limited for the quarter and year ended 31st March, 2023 have been reviewed by the Audit Committee and approved by the Board of Directors at their respective meetings held on 27th April, 2023. The above statement have been audited by the statutory auditor of the Company. The report of the Statutory Auditor are unqualified. The statements have been prepared in accordance with India Accounting Standards ('Ind AS') prescribed under section 133 of the Companies Act, 2013 and in terms of Regulation 33 of the SEBI (Listing Obligations and Disclosure Requirements), 2015.
- 2 The Company is primarily engaged in the business of trading and there are no separate reportable segments identified as per Ind AS-108- Operating Segment.
- 3 The figure for the last quarter are the balancing figures between audited financial result for the year and Unaudited nine months financial results published earlier.
- 4 The figures for the corresponding previous period have been regrouped/reclassified wherever necessary, to make them comparable.
- 5 The results for the quarter ended 31st March, 2023 are available on the website of BSE at www.bseindia.com and on Company's website at www.sgtl.in

For and on behalf of the Board of Directors of
Shree Global Tradefin Limited

Rajesh R. Gupta
Managing Director
DIN:00028379
Place : Mumbai
Date: 27th April, 2023

SHREE GLOBAL TRADEFIN LIMITED

CIN - : L27100MH1986PLC041252

CONSOLIDATED CASH FLOW STATEMENT FOR THE YEAR ENDED 31ST MARCH, 2023

	Particulars	For the Year ended 31st March, 2023	For the Year ended 31st March, 2022
A	CASH FLOW FROM OPERATING ACTIVITIES		
	Net Profit/(Loss) Before Tax	5742.53	16,113.30
	Adjustments for:		
	(Profit)/Loss on Sale of Investment	0.00	(14,997.45)
	Actuarial Gain/(Loss)	43.02	1.71
	Loss in Investment in LLP	0.02	0.03
	Loss on sale of Property , Plant & Equipment (Net)	57.77	0.40
	Compensation Cost	186.98	-
	Depreciation	148.18	73.11
	Interest Income	(558.58)	(176.85)
	Finance Cost	267.88	50.38
	Unrealized Exchange (gain) /Loss (net)	8.53	8.62
	Operating Profit Before Working Capital Changes	5896.33	1,073.25
	Change in operating assets and liabilities		
	Adjustment for Decrease / (Increase) in Inventories	(7319.94)	(3,023.79)
	(Increase)/Decrease in Trade and other Receivables	(2896.97)	(303.72)
	(Increase) / Decrease in Other Non Current Assets	5954.05	(16,016.85)
	(Increase) / Decrease in Other Current Assets	(4907.37)	483.17
	Adjustment for Other Financial Assets – Non Current	1.26	-
	Adjustment for Other Financial Assets – Current	(267.56)	(85.25)
	Adjustment for Other Bank Balances	549.82	23.60
	Increase/(Decrease) in Short-term Borrowing	1771.69	-
	Increase/(Decrease) in Other Current Liabilities	7077.60	(595.40)
	Increase/(Decrease) in Short-term Provisions	250.20	(59.33)
	Increase/(Decrease) in Trade Payable	1511.36	339.24
	Adjustment for Other Financial Liabilities, current	(197.60)	(3.03)
	Adjustment for Other Financial Liabilities, non-current	14.71	26.53
	Increase/(Decrease) in Long-term Provisions	(57.95)	45.53
	Cash Generated from Operations	7379.63	(18,096.05)
	Direct Taxes Paid (Net of Refunds)	(1083.31)	(41.77)
	Net cash inflow (outflow) from operating activities	6296.32	(18,137.82)
B	CASH FLOW FROM INVESTING ACTIVITIES		
	Proceed/(Investment) in Fixed Deposit	-	600.00
	Payment towards capital expenditure (including intangible assets)	(3486.17)	(1,189.56)
	Inter Corporate Deposits (Given) Refunded	(2340.00)	(45.60)
	Interest Received	460.80	217.42
	Purchase of Fixed Assests	(0.43)	-
	Profit/(Loss) on Sale of Investment	-	14,997.45
	Sale/(Purchase) of Investment	(1821.17)	1,112.37
	Net cash inflow (outflow) from investing activities	(7186.97)	15,692.08
C	CASH FLOW FROM FINANCING ACTIVITIES		
	Interest & Financial Charges Paid	(267.80)	(11.44)
	Repayment of Long Term Borrowings	2721.26	(24.10)
	Fund Generated from issue of OFCD	0.00	2,067.27
	Fund Generated from issue of Share Warrant	2605.50	1,585.14
	Dividend Paid	(2798.67)	(211.94)
	Net cash inflow/(outflow) from financing activities	2260.29	3,404.93
	Net Increase/(Decrease) in Cash & Cash Equivalents (A+B+C)	1369.64	959.19
	Cash & Cash Equivalents as at beginning of period	1215.91	107.05
	Add: Cash and Bank balances adjusted upon consolidation of Subsidiaries	-	149.66
	Cash & Cash Equivalents as at end of period	2585.55	1,215.90
	Net Increase / (Decrease) in Cash & Cash Equivalents	1369.64	959.19
	Components of Cash and Cash equivalents		
	(a) Cash on Hand	0.08	2.43
	(b) Balance with Schedule Bank in : Current account	85.47	1,213.47
	(c) Balance with Schedule Bank in : Fixed Deposit	2500.00	-
	Total Cash and Cash Equivalents	2585.55	1,215.90

SHREE GLOBAL TRADEFIN LIMITED

REGD. OFF. : A2, 2nd Floor, Madhu Estate, Pandurang Budhkar Marg, Lower Parel, Mumbai- 400 013.

CIN : L27100MH1986PLC041252; Website : www.sgtl.in

AUDITED STANDALONE FINANCIAL RESULTS FOR QUARTER AND YEAR ENDED 31ST MARCH 2023

(` in Lakhs)

	Quarter Ended			Year Ended	
	31-Mar-23 (Audited) Refer Note No.3	31-Dec-22 (Unaudited)	31-Mar-22 (Audited) Refer Note No.3	31-Mar-23 (Audited)	31-Mar-22 (Audited)
1 Income					
(a) Revenue from Operations	6,768.92	-	105.82	6,768.92	105.82
(b) Other Income	135.86	181.13	15,086.32	1,337.53	15,092.87
Total Income from Operations	6,904.78	181.13	15,192.14	8,106.45	15,198.69
2 Expenses					
a. Purchase of Traded Goods	6,835.95	-	104.05	6,835.95	104.05
b. Change in Inventories of Finished Goods	(747.02)	-	-	(747.02)	-
c. Employee Benefit Expense	17.67	25.33	36.24	95.43	112.18
d. Depreciation and Amortization Expense	0.05	0.03	0.01	0.10	0.04
e. Finance Costs	65.72	11.31	-	77.03	6.22
f. Other Expenditure	111.41	17.94	16.55	784.45	55.00
Total Expenses	6,283.78	54.61	156.85	7,045.94	277.49
3 Profit / (Loss) from Operations before Exceptional Items and Tax(1 - 2)	621.00	126.52	15,035.29	1,060.51	14,921.20
4 Exceptional Items	-	-	-	-	-
5 Profit / (Loss) from before Tax (3 + 4)	621.00	126.52	15,035.29	1,060.51	14,921.20
6 Tax Expenses	-	-	-	-	-
7 Net Profit / (Loss) from ordinary activities after tax (5 - 6)	621.00	126.52	15,035.29	1,060.51	14,921.20
8 Other Comprehensive Income					
a) (i) Item that will not be reclassified to profit or loss	14,709.88	25,710.19	(34,805.15)	42,740.48	82,551.34
(ii) Income tax effect on above	-	-	-	-	-
b) (i) Item that will be reclassified to profit or loss	-	-	-	-	-
(ii) Income tax effect on above	-	-	-	-	-
9 Total Comprehensive Income (7+8)	15,330.88	25,836.71	(19,769.86)	43,800.99	97,472.54
10 Paid Up Equity Share Capital (Face Value of `1/- each)	12,721.26	12,721.26	12,721.26	12,721.26	12,721.26
11 Other Equity				1,65,051.06	1,23,794.33
12 Earnings per Share (of ` 1 each) (not annualised)					
(a) Basic - In `	0.05	0.01	1.18	0.08	1.17
(b) Diluted - In `	0.05	0.01	1.18	0.08	1.17

For and on Behalf of the Board of
Shree Global Tradefin Limited

Place: Mumbai
Date: 27th April, 2023

Rajesh Gupta
Managing Director
DIN: 00028379

Notes

- 1 The statement of audited standalone financial results ("the statement") of Shree Global Tradefin Limited for the quarter and year ended 31st March, 2023 have been reviewed by the Audit Committee and approved by the Board of Directors at their respective meetings held on 27th April, 2023. The above statement have been audited by the statutory auditor of the Company. The report of the Statutory Auditor are unqualified. The statements have been prepared in accordance with India Accounting Standards ('Ind AS') prescribed under section 133 of the Companies Act, 2013 and in terms of Regulation 33 of the SEBI (Listing Obligations and Disclosure Requirements), 2015.
- 2 The Company is primarily engaged in the business of trading and there are no separate reportable segments identified as per Ind AS-108- Operating Segment.
- 3 The figure for the last quarter are the balancing figures between audited financial result for the year and Unaudited nine months financial results published earlier.
- 4 The figures for the corresponding previous period have been regrouped/reclassified wherever necessary, to make them comparable.
- 5 The results for the quarter ended 31st March, 2023 are available on the website of BSE at www.bseindia.com and on Company's website at www.sgtl.in

For and on behalf of the Board of Directors of
Shree Global Tradefin Limited

Rajesh R. Gupta
Managing Director
DIN:00028379
Place : Mumbai
Date: 27th April, 2023

SHREE GLOBAL TRADEFIN LIMITED

CIN - : L27100MH1986PLC041252

CASH FLOW STATEMENT FOR THE YEAR ENDED 31ST MARCH, 2023

(` in Lakhs)

	Particulars	For the Period ended 31st March, 2023	For the Period ended 31st March, 2022
A	CASH FLOW FROM OPERATING ACTIVITIES		
	Net Profit/(Loss) Before Tax	1,060.51	14,921.20
	Adjustments for:		
	(Profit)/ Loss on Sale of Investment	-	(14,997.45)
	Actuarial Gain/(Loss)	0.16	12.70
	Loss in Investment in LLP	0.02	0.03
	Depreciation	0.10	0.04
	Operating Profit Before Working Capital Changes	1,060.79	(63.48)
	Change in operating assets and liabilities		
	(Increase)/Decrease in Trade and other Receivables	(970.11)	(52.33)
	(Increase) / Decrease in Inventories	(747.02)	-
	(Increase) / Decrease in Other Non Current Assets	5,954.05	(15,998.78)
	(Increase) / Decrease in Other Current Assets	(150.85)	(5.88)
	Increase/(Decrease) in Other Non-Current Liabilities	-	-
	Increase/(Decrease) in Other Current Liabilities	(4.57)	(517.90)
	Increase/(Decrease) in Short-term Provisions	14.23	(1.07)
	Increase/(Decrease) in Short-term Borrowings	1,771.69	-
	Increase/(Decrease) in Trade Payable	(82.66)	82.66
	Increase/(Decrease) in Long-term Provisions	0.85	(9.25)
	Cash Generated from Operations	6,846.40	(16,566.03)
	Direct Taxes Paid (Net of Refunds)	-	-
	Net cash inflow (outflow) from operating activities	6,846.40	(16,566.03)
B	CASH FLOW FROM INVESTING ACTIVITIES		
	Investments in Fixed Deposit	-	600.00
	(Purchases)/Sales of Investments	(1,821.16)	1,112.37
	(Purchases)/Sales of Fixed Assets	(0.43)	-
	Profit/(Loss) on Sale of Investment	-	14,997.45
	Net cash inflow (outflow) from investing activities	(1,821.59)	16,709.82
C	CASH FLOW FROM FINANCING ACTIVITIES		
	Interest & Financial Charges Paid	-	-
	Proceeds /(Repayments) in Borrowing	-	(211.94)
	Dividend Paid	(2,544.25)	-
	Net cash inflow /(outflow) from financing activities	(2,544.25)	(211.94)
	Net Increase/(Decrease) in Cash & Cash Equivalents (A+B+C)	2,480.56	(68.14)
	Cash & Cash Equivalents as at beginning of period	38.92	107.05
	Cash & Cash Equivalents as at end of period	2,519.48	38.92
	Net Increase / (Decrease) in Cash & Cash Equivalents	2,480.56	(68.14)
	Components of Cash and Cash equivalents		
	(a) Cash on Hand	-	0.42
	(b) Balance with Schedule Bank in : Current account	19.48	38.50
	(c) Balance with Schedule Bank in : Fixed Deposit	2,500.00	-
	Total Cash and Cash Equivalents	2,519.48	38.92

SHREE GLOBAL TRADEFIN LIMITED

REGD.OFF. : A2, 2nd Floor, Madhu Estate, Pandurang Budhkar Marg, Lower Parel, Mumbai- 400 013.

CIN - : L27100MH1986PLC041252

Statement of Assets and Liabilities as at 31st March, 2023

(' in Lakhs)

	Particulars	Standalone		Consolidated	
		As at 31st March, 2023 (Audited)	As at 31st March, 2022 (Audited)	As at 31st March, 2023 (Audited)	As at 31st March, 2022 (Audited)
A	ASSETS				
1	Non-Current Assets				
	(a) Property, Plant and Equipment	0.59	0.27	2,707.83	923.09
	(b) Capital Work In Progress	-	-	2,555.31	373.62
	(c) Intangible Assets	-	-	95.98	95.98
	(d) Right To Use Account	-	-	530.45	376.38
	(e) Financial Assets				
	(i) Investments	1,49,269.32	1,05,642.78	62,293.96	35,062.30
	(ii) Other Financial Assets	-	-	59.17	60.42
	(f) Deferred Tax Assets (Net)	-	-	107.51	364.41
	(g) Other Non-current Assets	24,930.85	30,884.90	25,092.13	31,635.42
	Total Non Current Assets	1,74,200.76	1,36,527.95	93,442.34	68,891.62
2	Current Assets				
	(a) Inventories	747.02	-	12,205.01	4,885.07
	(b) Financial Assets				
	(i) Investments	934.94	-	934.94	-
	(ii) Trade Receivables	1,022.44	52.33	3,931.89	1,034.92
	(iii) Loans	-	-	5,215.00	2,875.00
	(iv) Other financial Assets	-	-	769.29	403.96
	(v) Cash and Cash Equivalents	19.48	38.92	818.15	2,498.32
	(vi) Other Balances with Banks	2,504.67	-	2,513.42	-
	(c) Current Tax Assets (Net)	-	-	280.71	190.94
	(d) Other Current Assets	202.06	51.22	9,630.24	4,722.78
	Total Current Assets	5,430.61	142.47	36,298.65	16,610.99
	TOTAL ASSETS	1,79,631.37	1,36,670.42	1,29,740.99	85,502.61
B	EQUITY AND LIABILITIES				
	Equity				
	(a) Equity Share Capital	12,721.26	12,721.26	12,721.26	12,721.26
	(b) Other Equity	1,65,051.06	1,23,794.33	97,612.10	66,737.81
	Total Equity	1,77,772.32	1,36,515.59	1,10,333.36	79,459.07
1	Liabilities				
	Non Current Liabilities				
	(a) Financial Liabilities				
	i) Long Term Borrowings	-	-	42.65	1,886.02
	ia) Lease Liabilities	-	-	496.98	375.29
	(b) Provisions	34.80	33.94	393.94	451.89
	Total Non Current Liabilities	34.80	33.94	933.57	2,713.20
2	Current Liabilities				
	(a) Financial Liabilities				
	(i) Borrowings	1,771.69	-	6,368.97	-
	ia) Lease Liabilities	-	-	83.45	36.36
	(ii) Trade Payables				
	a) total outstanding dues of micro enterprises and small enterprises; and	-	-	-	-
	b) total outstanding dues of creditors other than micro enterprises and small enterprises	-	82.66	2,478.18	861.61
	(iii) Others	-	-	256.34	-
	(b) Provisions	22.67	8.44	344.56	94.36
	(c) Other Current Liabilities	29.89	29.79	8,942.54	2,338.01
	Total Current Liabilities	1,824.25	120.89	18,474.06	3,330.34
	TOTAL EQUITY AND LIABILITIES	1,79,631.37	1,36,670.42	1,29,740.99	85,502.61

Todarwal & Todarwal LLP

Chartered Accountants

Independent Auditors Report

To the Board of Directors of Shree Global Tradefin Limited

Report on the audit of the Consolidated Annual Financial Results

Opinion


We have audited the accompanying Consolidated Annual Financial Results of Shree Global Tradefin Limited (hereinafter referred to as the "Company") and its subsidiaries and its associate (the Company and its associate together referred to as the "Group") for the three months and year ended 31st March, 2023, attached herewith, being submitted by the Company pursuant to the requirement of Regulation 33 of the SEBI (Listing Obligations and Disclosure Requirements) Regulations, 2015, as amended ('Listing Regulations').

In our opinion and to the best of our information and according to the explanations given to us, the aforesaid Consolidated Annual Financial Results:

1. includes the results of the Associate Company, namely, Indrajit Properties Private Limited and Subsidiary Company, namely, Lloyds Steels Industries Limited.
2. are presented in accordance with the requirements of Regulation 33 of the Listing Regulations in this regard; and
3. give a true and fair view in conformity with the recognition and measurement principles laid down in the applicable Indian Accounting Standards (Ind AS), and other accounting principles generally accepted in India, of the net profit and other comprehensive income and other financial information for the three months and year ended 31st March 2023.

Basis for Opinion

We conducted our audit in accordance with the Standards on Auditing ("SAs") specified under section 143(10) of the Companies Act, 2013 ("the Act"). Our responsibilities under those SAs are further described in the *Auditor's Responsibilities for the Audit of the Consolidated Annual Financial Results* section of our report. We are independent of the Group, in accordance with the Code of Ethics issued by the Institute of Chartered Accountants of India (ICAI) together with the ethical requirements that are relevant to our audit of the financial statements under the provisions of the Act, and the Rules thereunder, and we have fulfilled our other ethical responsibilities in accordance with these requirements and the ICAI's Code of Ethics. We believe that the audit evidence we have obtained, is sufficient and appropriate to provide a basis for our audit opinion on the Consolidated Annual Financial Results.



102, Maker Bhavan No. 3., 1st Floor, 21 New Marine Lines, Mumbai – 400 020. INDIA.
Tel: +91 22-22083115 / 22068264 | todarwal@todarwal.com | www.todarwal.com
ICAI Regn.: W100231 | LLP Regn: AAJ-9964

Todarwal & Todarwal LLP

Chartered Accountants

Management's Responsibilities for the Consolidated Annual Financial Results

These Consolidated Annual Financial Results have been prepared on the basis of the Consolidated Annual Financial Statements.

The Company's Management and the Board of Directors are responsible for the preparation and presentation of these Consolidated Annual Financial Results that give a true and fair view of the net Profit and other comprehensive income and other financial information in accordance with the recognition and measurement principles laid down in Indian Accounting Standard 34 'Interim Financial reporting' prescribed under Section 133 of the Act and other accounting principles generally accepted in India and in compliance with Regulation 33 of the Listing Regulations. The respective Board of Directors of the Companies included in the Group are responsible for maintenance of adequate accounting records in accordance with the provisions of the Act for safeguarding of the assets of the Group and for preventing and detecting frauds and other irregularities; selection and application of appropriate accounting policies; making judgments and estimates that are reasonable and prudent; and the design, implementation and maintenance of adequate internal financial controls, that were operating effectively for ensuring accuracy and completeness of the accounting records, relevant to the preparation and presentation of the Consolidated Annual Financial Results that give a true and fair view and are free from material misstatement, whether due to fraud or error, which were used for the purpose of preparation of Consolidated Annual Financial Results by the Directors of the Company, as aforesaid.

In preparing the Consolidated Annual Financial Results, the Management and the Board of Directors of the respective companies included in the Group are responsible for assessing the ability of the Group to continue as a going concern, disclosing, as applicable, matters related to going concern and using the going concern basis of accounting unless the respective Board of Directors either intends to liquidate the Group or to cease operations, or has no realistic alternative but to do so.

The respective Board of Directors of the companies included in the Group are responsible for overseeing the financial reporting process of the Group.

Auditor's Responsibilities for the Audit of the Consolidated Annual Financial Results

Our objectives are to obtain reasonable assurance about whether the Consolidated Annual Financial Results as a whole are free from material misstatement, whether due to fraud or error, and to issue an auditor's report that includes our opinion. Reasonable assurance is a high level of assurance, but is not a guarantee that an audit conducted in accordance with SAs will always detect a material misstatement when it exists. Misstatements can arise from fraud or error and are considered material if, individually or in the aggregate, they could reasonably be expected to influence the economic decisions of users taken on the basis of these Consolidated Annual Financial Results.

As part of an audit in accordance with SAs, we exercise professional judgment and maintain professional scepticism throughout the audit. We also:



Todarwal & Todarwal LLP

Chartered Accountants

1. Identify and assess the risks of material misstatement of the Consolidated Annual Financial Results, whether due to fraud or error, design and perform audit procedures responsive to those risks, and obtain audit evidence that is sufficient and appropriate to provide a basis for our opinion. The risk of not detecting a material misstatement resulting from fraud is higher than for one resulting from error, as fraud may involve collusion, forgery, intentional omissions, misrepresentations, or the override of internal control.
2. Obtain an understanding of internal financial control relevant to the audit in order to design audit procedures that are appropriate in the circumstances. Under Section 143(3)(i) of the Act, we are also responsible for expressing our opinion through a separate report on the complete set of financial statements on whether the Group has adequate internal financial controls with reference to financial statements in place and the operating effectiveness of such controls.
3. Evaluate the appropriateness of accounting policies used and the reasonableness of accounting estimates and related disclosures in the Consolidated Annual Financial Results made by the Management and Board of Directors.
4. Conclude on the appropriateness of the Management and Board of Directors' use of the going concern basis of accounting and, based on the audit evidence obtained, whether a material uncertainty exists related to events or conditions that may cast significant doubt on the ability of the Group to continue as a going concern. If we conclude that a material uncertainty exists, we are required to draw attention in our auditor's report to the related disclosures in the Consolidated Annual Financial Results or, if such disclosures are inadequate, to modify our opinion. Our conclusions are based on the audit evidence obtained up to the date of our auditor's report. However, future events or conditions may cause the Group to cease to continue as a going concern.
5. Evaluate the overall presentation, structure and content of the Consolidated Annual Financial Results, including the disclosures, and whether the Consolidated Annual Financial Results represent the underlying transactions and events in a manner that achieves fair presentation.
6. Obtain sufficient appropriate audit evidence regarding the Consolidated Annual Financial Results of the Group to express an opinion on the Consolidated Annual Financial Results. We are responsible for the direction, supervision and performance of the audit of financial information of the Group.

We communicate with those charged with governance regarding, among other matters, the planned scope and timing of the audit and significant audit findings, including any significant deficiencies in internal control that we identify during our audit.

We also provide those charged with governance with a statement that we have complied with relevant ethical requirements regarding independence, and to communicate with them all relationships and other matters that may reasonably be thought to bear on our independence, and where applicable, related safeguards.



Todarwal & Todarwal LLP



Chartered Accountants

We also performed procedures in accordance with the circular issued by the SEBI under Regulation 33(8) of the Listing Regulations, as amended, to the extent applicable.

Other Matters

- a) We have conducted review of the associate i.e. Indrajit Properties Pvt. Ltd included in the consolidated financial results, whose financial information reflect total net profit of ₹5,280.68 lakhs for the year ended 31st March, 2023 as considered in the respective audited financial results of the entity included in the Group.
- b) We have conducted audit of the Subsidiary i.e. Lloyds Steels Industries Ltd. included in the consolidated financial results, whose financial information reflect total revenues of ₹ 31,260.98 lakhs and total net profit after tax of ₹ 3,682.31 lakhs for the year ended 31st March, 2023 as considered in the respective financial results of the entity included in the Group.
- c) The Consolidated Annual Financial Results include the results for the quarter ended 31st March 2023, being the balancing figure between the audited figures in respect of the full financial year and the published unaudited year to date figures up to the third quarter of the current financial year which were subject to limited review by us.

For **Todarwal & Todarwal LLP**
Chartered Accountants
Firm Reg No. – W100231



Sunil Todarwal
Partner
M. No.: 032512
UDIN: 23032512BGZIIN4155
Date: 27th April, 2023
Place: Mumbai

Todarwal & Todarwal LLP

Chartered Accountants

Independent Auditors Report

To the Board of Directors of Shree Global Tradefin Limited

Report on the audit of the Standalone Annual Financial Results

Opinion

We have audited the accompanying Standalone Annual Financial results of Shree Global Tradefin Limited (hereinafter referred to as the "Company") for the three months and year ended 31st March, 2023, attached herewith, being submitted by the Company pursuant to the requirement of Regulation 33 of the SEBI (Listing Obligations and Disclosure Requirements) Regulations, 2015, as amended ('Listing Regulations').

In our opinion and to the best of our information and according to the explanations given to us, the aforesaid Standalone Annual Financial Results:

1. are presented in accordance with the requirements of Regulation 33 of the Listing Regulations in this regard; and
2. give a true and fair view in conformity with the recognition and measurement principles laid down in the applicable Indian Accounting Standards, and other accounting principles generally accepted in India, of the net Profit and other comprehensive income and other financial information for the three months and year ended 31st March 2023.

Basis for Opinion

We conducted our audit in accordance with the Standards on Auditing ("SAs") specified under section 143(10) of the Companies Act, 2013 ("the Act"). Our responsibilities under those SAs are further described in the *Auditor's Responsibilities for the Audit of the Standalone Annual Financial Results* section of our report. We are independent of the Company, in accordance with the Code of Ethics issued by the Institute of Chartered Accountants of India (ICAI) together with the ethical requirements that are relevant to our audit of the financial statements under the provisions of the Act, and the Rules thereunder, and we have fulfilled our other ethical responsibilities in accordance with these requirements and the ICAI's Code of Ethics. We believe that the audit evidence we have obtained, is sufficient and appropriate to provide a basis for our audit opinion on the Standalone Annual Financial Results.



Todarwal & Todarwal LLP

Chartered Accountants

Management's Responsibilities for the Standalone Annual Financial Results

These Standalone Annual Financial Results have been prepared on the basis of the Standalone Annual Financial Statements.

The Company's Management and the Board of Directors are responsible for the preparation and presentation of these Standalone Annual Financial Results that give a true and fair view of the net profit and other comprehensive income and other financial information in accordance with the recognition and measurement principles laid down in Indian Accounting Standards prescribed under Section 133 of the Act and other accounting principles generally accepted in India and in compliance with Regulation 33 of the Listing Regulations. This responsibility also includes maintenance of adequate accounting records in accordance with the provisions of the Act for safeguarding of the assets of the Company and for preventing and detecting frauds and other irregularities; selection and application of appropriate accounting policies; making judgments and estimates that are reasonable and prudent; and the design, implementation and maintenance of adequate internal financial controls, that were operating effectively for ensuring accuracy and completeness of the accounting records, relevant to the preparation and presentation of the Standalone Annual Financial Results that give a true and fair view and are free from material misstatement, whether due to fraud or error.

In preparing the Standalone Annual Financial Results, the Management and the Board of Directors are responsible for assessing the Company's ability to continue as a going concern, disclosing, as applicable, matters related to going concern and using the going concern basis of accounting unless the Board of Directors either intends to liquidate the Company or to cease operations, or has no realistic alternative but to do so.

The Board of Directors is responsible for overseeing the financial reporting process of the company.

Auditor's Responsibilities for the Audit of the Standalone Annual Financial Results

Our objectives are to obtain reasonable assurance about whether the Standalone Annual Financial Results as a whole are free from material misstatement, whether due to fraud or error, and to issue an auditor's report that includes our opinion. Reasonable assurance is a high level of assurance, but is not a guarantee that an audit conducted in accordance with SAs will always detect a material misstatement when it exists. Misstatements can arise from fraud or error and are considered material if, individually or in the aggregate, they could reasonably be expected to influence the economic decisions of users taken on the basis of these Standalone Annual Financial Results.

As part of an audit in accordance with SAs, we exercise professional judgment and maintain professional scepticism throughout the audit. We also:



Todarwal & Todarwal LLP

Chartered Accountants

1. Identify and assess the risks of material misstatement of the Standalone Annual Financial Results, whether due to fraud or error, design and perform audit procedures responsive to those risks, and obtain audit evidence that is sufficient and appropriate to provide a basis for our opinion. The risk of not detecting a material misstatement resulting from fraud is higher than for one resulting from error, as fraud may involve collusion, forgery, intentional omissions, misrepresentations, or the override of internal control.
2. Obtain an understanding of internal financial control relevant to the audit in order to design audit procedures that are appropriate in the circumstances. Under Section 143(3)(i) of the Act, we are also responsible for expressing our opinion through a separate report on the complete set of financial statements on whether the company has adequate internal financial controls with reference to financial statements in place and the operating effectiveness of such controls.
3. Evaluate the appropriateness of accounting policies used and the reasonableness of accounting estimates and related disclosures in the Standalone Annual Financial Results made by the Management and Board of Directors.
4. Conclude on the appropriateness of the Management and Board of Directors use of the going concern basis of accounting and, based on the audit evidence obtained, whether a material uncertainty exists related to events or conditions that may cast significant doubt on the appropriateness of this assumption. If we conclude that a material uncertainty exists, we are required to draw attention in our auditor's report to the related disclosures in the Standalone Annual Financial Results or, if such disclosures are inadequate, to modify our opinion. Our conclusions are based on the audit evidence obtained up to the date of our auditor's report. However, future events or conditions may cause the Company to cease to continue as a going concern.
5. Evaluate the overall presentation, structure and content of the Standalone Annual Financial Results, including the disclosures, and whether the Standalone Annual Financial Results represent the underlying transactions and events in a manner that achieves fair presentation.

We communicate with those charged with governance regarding, among other matters, the planned scope and timing of the audit and significant audit findings, including any significant deficiencies in internal control that we identify during our audit.

We also provide those charged with governance with a statement that we have complied with relevant ethical requirements regarding independence, and to communicate with them all relationships and other matters that may reasonably be thought to bear on our independence, and where applicable, related safeguards.





Todarwal & Todarwal LLP

Chartered Accountants

Other Matters

The Standalone Annual Financial Results include the results for the quarter ended 31st March 2023, being the balancing figure between the audited figures in respect of the full financial year and the published unaudited year to date figures up to the third quarter of the current financial year which were subject to limited review by us.

For **Todarwal & Todarwal LLP**
Chartered Accountants
Firm Reg No. – W100231



Sunil Todarwal

Partner

M. No.- 032512

UDIN: 23032512BGZIIM4958

Date: 27th April, 2023

Place: Mumbai

SHREE GLOBAL TRADEFIN LIMITED

Regd. Office: A2, 2nd Floor, Madhu Estate, Pandurang Budhkar Marg, Lower Parel, Mumbai 400013
Tel. 022- 6291 8111 email: sgtl2008@gmail.com CIN: L27100MH1986PLC041252 Website: www.sgtl.in

27th April, 2023

To,
BSE Limited
The Corporate Relationship Department
P.J. Towers, 1st Floor,
Dalal Street,
Mumbai – 400001

Dear Sir/Madam,

Sub: Declaration pursuant to regulation 33(3)(d) of the SEBI (Listing Obligations and Disclosure Requirements) Regulations, 2015 as amended.

We, hereby confirm and declare that the Statutory Auditors of the Company i.e. M/s Tadarwal & Tadarwal LLP, Chartered Accountants, have issued the audit report on Standalone and Consolidated Financial Results of the Company for the quarter and year ended 31st March, 2023 with unmodified opinion.

Thanking You,
Yours faithfully,
For Shree Global Tradefin Limited

Rajesh R. Gupta
Managing Director
DIN: 00028379