

TIMKEN

Mandar Vasmatkar

Company Secretary & Chief - Compliance

T 080 41362000

F 080 41362010

mandar.vasmatkar@timken.com

25 October, 2019

The Secretary
The National Stock Exchange of India Limited
Exchange Plaza, Plot No. C/1,
G-Block, Bandra- Kurla Complex,
Bandra (E),
Mumbai- 400 051.

Scrip Code- TIMKEN

The Secretary
BSE Limited
Phiroze Jeejeebhoy Towers,
Dalal Street, Fort,
Mumbai- 400 001.

Scrip Code- 522113

Dear Sirs,

Sub: Unaudited Financial Results for the quarter and half year ended 30 September, 2019

Pursuant to Regulation 33 of the Securities and Exchange Board of India (Listing Obligations and Disclosure Requirements) Regulations, 2015, we attach herewith Unaudited Financial Results of the Company for the quarter and half year ended 30 September, 2019 along with Limited Review Report issued by the Statutory Auditors of the Company for your record.

The above Unaudited Financial Results have been reviewed by the Audit Committee of the Board at its meeting held on 25 October, 2019.

The said Unaudited Financial Results have also been taken on record and approved by the Board of Directors of the Company at its meeting held on 25 October, 2019.

Thanking you,

Yours faithfully

For **TIMKEN INDIA LIMITED**



Mandar Vasmatkar
Company Secretary
& Chief- Compliance

Registered office:
Timken India Limited
39-42, Electronic City
Phase II, Hosur Road
Bangalore 560 100, Karnataka
India


CIN: L29130KA1996PLC048230
Website: www.timken.com/en-in

STATEMENT OF UNAUDITED FINANCIAL RESULTS FOR THE QUARTER & SIX MONTHS ENDED 30 SEPTEMBER 2019

(Rs.in Lakhs except as otherwise stated)

Sl. No	Particulars	3 months ended 30/09/2019	Preceding 3 months ended 30/06/2019	Corresponding 3 months ended in the previous year 30/09/2018	Year to date figures for current period ended 30/09/2019	Year to date figures for previous period ended 30/09/2018	Year ended 31/03/2019
		(Unaudited)	(Unaudited)	(Unaudited)	(Unaudited)	(Unaudited)	(Audited)
1	Revenue						
	(a) Net Sales from operations	40,117	43,775	41,384	83,892	83,162	166,443
	(b) Other Income	640	420	392	1,060	604	1,627
	Total income	40,757	44,195	41,776	84,952	83,766	168,070
2	Expenses						
	(a) Cost of materials consumed	11,966	12,398	15,848	24,364	31,657	57,704
	(b) Purchase of stock-in-trade	8,773	10,414	10,338	19,187	20,670	40,246
	(c) Changes in inventories of finished goods, stock-in-trade and work-in-progress	490	770	(3,218)	1,260	(4,549)	(5,088)
	(d) Employee benefits expenses	3,124	3,103	3,074	6,227	6,007	12,269
	(e) Finance costs	28	32	57	60	119	176
	(f) Depreciation & amortization expense	1,908	2,079	1,976	3,987	3,672	7,933
	(g) Other expenses	6,795	7,578	8,366	14,373	16,174	32,448
	Total Expenses	33,084	36,374	36,441	69,458	73,750	145,688
3	Profit before tax (1-2)	7,673	7,821	5,335	15,494	10,016	22,382
4	Tax Expense						
	- Current tax	2,794	3,133	2,058	5,927	3,866	9,281
	- Deferred tax charge / (credit)	(101)	(361)	(179)	(462)	(352)	(1,763)
	Net tax expenses	2,693	2,772	1,879	5,465	3,514	7,518
5	Net Profit after tax (3-4)	4,980	5,049	3,456	10,029	6,502	14,864
6	Other comprehensive income						
	Items not to be reclassified to profit or loss :						
	(i) Re-measurement gains/ (losses) on defined benefit plans	(142)	(51)	(19)	(193)	120	46
	(ii) Income tax effect on above	50	18	7	68	(42)	(16)
	Total other comprehensive income	(92)	(33)	(12)	(125)	78	30
7	Total comprehensive income	4,888	5,016	3,444	9,904	6,580	14,894
8	Paid-up equity share capital - (of Rs 10/- each)	7,521	7,521	7,521	7,521	7,521	7,521
9	Other Equity						126,554
10	Earnings per Share (of Rs.10/- each) (Basic & Diluted) Rs. *not annualised	6.62*	6.71*	4.59*	13.33*	8.64*	19.92

(See accompanying notes to the financial results)



TIMKEN INDIA LIMITED

TIMKEN

Regd. Office: 39-42, Electronic City Phase II, Hosur Road, Bangalore - 560 100


Tel : +91 80 4136 2000 Fax : +91 80 4136 2010

CIN : L29130KA1996PLC048230 Website: www.timken.com/en-in.

STATEMENT OF ASSETS & LIABILITIES AS ON 30 SEPTEMBER 2019

(Rs.in Lakhs)

Particulars	As at 30/09/2019	As at 31/03/2019
	(Unaudited)	(Audited)
ASSETS		
1 Non-Current Assets		
(a) Property, Plant and Equipment	40,935	43,822
(b) Right of use assets	385	-
(c) Capital work-in-progress	8,803	6,351
(d) Goodwill	18,132	18,132
(e) Other Intangible assets	17,187	17,506
(f) Financial Assets		
(i) Investments	3	3
(ii) Trade Receivables	389	351
(iii) Loans	759	629
(g) Other non-current assets	3,052	3,163
Total non-current assets	89,645	89,957
2 Current Assets		
(a) Inventories	30,228	31,708
(b) Financial assets		
(i) Investments	29,677	17,572
(ii) Trade Receivables	29,255	30,189
(iii) Cash & Cash equivalents	3,795	2,191
(iv) Other Bank balances	236	209
(v) Loans	18	13
(vi) Other financial assets	141	394
(c) Other current assets	4,548	5,342
Total current assets	97,898	87,618
TOTAL ASSETS	187,543	177,575
EQUITY AND LIABILITIES		
Equity		
(a) Equity share capital	7,521	7,521
(b) Other Equity	135,508	126,554
Total Equity	143,029	134,075
LIABILITIES		
1 Non-current Liabilities		
(a) Financial liabilities		
(i) Lease liabilities	275	-
(ii) Other financial liabilities	1,936	2,014
(b) Provisions	5,021	4,957
(c) Deferred tax liabilities (net)	5,033	5,495
Total non-current liabilities	12,265	12,466
2 Current liabilities		
(a) Financial liabilities		
(i) Borrowings	2,293	2,308
(ii) Lease liabilities	147	-
(iii) Trade Payables	21,905	23,350
(iv) Other financial liabilities	863	827
(b) Other current liabilities	1,626	543
(c) Provisions	690	614
(d) Current tax liabilities (net)	4,725	3,392
Total current liabilities	32,249	31,034
Total liabilities	44,514	43,500
TOTAL EQUITY AND LIABILITIES	187,543	177,575



Cash flow statement for the period ended 30 September 2019

(Rs.in Lakhs)

PARTICULARS	Year to date figures for the current period ended 30/09/2019		Year to date figures for the previous period ended 30/09/2018	
	(Unaudited)		(Unaudited)	
A. Cash Flow from Operating Activities :				
Profit for the period		10,028.32		6,501.52
Adjustments for :-				
Income tax expense recognised in profit or loss	5,465.05		3,514.91	
Depreciation and amortisation	3,986.71		3,671.62	
Interest income	(136.25)		(43.86)	
Interest expense	60.06		118.92	
Dividend Income	(505.11)		(218.94)	
Provision for Doubtful debts / advances	188.42		325.31	
Provision no longer required written back	(141.44)		(112.33)	
Deferred government grants	(163.36)		-	
Unrealised foreign exchange loss / (gain)	(110.34)		466.67	
Impairment losses	370.11		-	
		9,013.85		7,722.30
Operating Profit before Working Capital Changes		19,042.17		14,223.82
Changes in assets and liabilities				
(Increase) / Trade receivable	939.37		(1,166.54)	
(Increase) / Decrease in Loans & other financial assets and other assets	892.13		2,440.19	
(Increase) in Inventories	1,479.58		(6,973.00)	
Increase in Trade payable	(1,701.81)		5,270.77	
Increase/(Decrease) in Other financial liabilities, other liabilities & provisions	485.66		(2,481.51)	
		2,094.93		(2,910.09)
Cash Generated from Operations		21,137.10		11,313.73
Direct Taxes paid (net of refund)		(4,303.62)		(2,311.41)
Net Cash from Operating Activities (A)		16,833.48		9,002.32
B. Cash Flow from Investing Activities :				
Purchase of Property, Plant & Equipment including capital work in progress and capital advances		(3,289.41)		(333.33)
Proceeds from Sale of Property, Plant & Equipment		536.05		-
Dividend received		505.11		218.94
Interest received		43.28		58.54
Redemption/ maturity of bank deposits (having original maturity of more than three months)		17.00		141.14
Net Cash used in Investing Activities (B)		(2,187.97)		85.29
C. Cash Flow from Financing Activities :				
Interest paid		(60.06)		(118.92)
Proceeds from short term borrowings		2,293.15		1,758.00
Repayment of short term borrowings		(2,308.03)		(1,594.00)
Repayment of lease liabilities		(83.00)		-
Dividend paid		(752.08)		(752.08)
Tax on dividend distribution		(154.59)		(154.59)
Net Cash (used in)/ from Financing Activities (C)		(1,064.61)		(861.59)
Net Increase in Cash and Cash equivalents (A + B + C)		13,580.90		8,226.02
Cash and Cash equivalents - Opening Balance		19,763.31		7,817.10
Cash and Cash equivalents received as per scheme of Business combinations		-		149.60
Effect of exchange differences on restatement of foreign currency cash and cash equivalents		128.52		169.40
Cash and Cash equivalents - Closing Balance		33,472.73		16,362.12

Reconciliation of cash and cash equivalents with the Balance Sheet :

Particulars	As at Sep 30, 2019	As at Sep 30, 2018
Cash and cash equivalents as per Balance Sheet comprises :-		
Balance with banks :		
in current account	3,795.24	1,392.42
in EEFC account	-	1,683.58
Short term Investments	29,677.49	13,286.12
Cash & Cash equivalents	33,472.73	16,362.12


Notes :

- (1) The above financial results have been reviewed by the Audit Committee and approved by the Board of Directors of the Company at their respective meetings held on October 25, 2019.
- (2) The Company has only one reportable primary segment, viz. "Bearings and Components". Accordingly, no separate disclosure of segment information has been made.
- (3) Effective April 1, 2019, the Company has applied IND AS 116 "Leases" to all applicable lease contracts existing on April 1, 2019 using the modified retrospective method. Accordingly, the cumulative adjustment on application of the standard has been adjusted to retaining earnings on the date of initial application and comparatives for the year ended March 31, 2019 and six months ended September 30, 2019 have not been retrospectively adjusted. The impact of the application of the standard on the results were not significant.
- (4) The cash flow statement for the corresponding six months ended September 30, 2018 have been approved by the Company's Board of Directors, but have not been subjected to review by the auditors.
- (5) During the quarter, the Company has paid final dividend of Re.1/- per equity share to all eligible shareholders as recommended by the Board of Directors at its meeting held on May 21, 2019 and approved by the shareholders at 32nd Annual General Meeting held on August 12, 2019.
- (6) During the current quarter, pursuant to the enactment of Taxation Laws (Amendment) Ordinance, 2019, Section 115BAA was introduced in the Income Tax Act, 1961 which provides for reduced tax rate of 22 % (effective tax rate 25.17 %) for all the domestic companies. The Company is currently evaluating the choice to be made on account of such change.
- (7) On completion of tenure, Mrs. Rupa Mahanty ceased to be an Independent Director of the Company with effect from 30 September, 2019.
- (8) Mr. Soumitra Hazra, Company Secretary & Compliance Officer on attaining age of 60 years, retired from services of the Company with effect from 25 September, 2019.
- (9) Mr. Mandar Vasmatkar has been appointed as Company Secretary & Compliance Officer with effect from 01 October, 2019.
- (10) Previous period's figures have been regrouped / rearranged where necessary to conform to current period's classification.
- (11) There were no exceptional items during the respective periods reported above.

By the order of Board

October 25, 2019
 Bengaluru

Sanjay Koul
 Chairman & Managing Director
 DIN 05159352



[Handwritten Signature]

INDEPENDENT AUDITOR'S REVIEW REPORT ON REVIEW OF INTERIM FINANCIAL RESULTS

**TO THE BOARD OF DIRECTORS OF
TIMKEN INDIA LIMITED**

1. We have reviewed the accompanying Statement of Unaudited Financial Results of **TIMKEN INDIA LIMITED** ("the Company for the quarter and six months ended September 30, 2019 ("the Statement")), being submitted by the Company pursuant to the requirement of Regulation 33 of the SEBI (Listing Obligations and Disclosure Requirements) Regulations, 2015, as amended.
2. This Statement, which is the responsibility of the Company's Management and approved by the Company's Board of Directors, has been prepared in accordance with the recognition and measurement principles laid down in the Indian Accounting Standard 34 "Interim Financial Reporting" ("Ind AS 34"), prescribed under Section 133 of the Companies Act, 2013 read with relevant rules issued thereunder and other accounting principles generally accepted in India. Our responsibility is to express a conclusion on the Statement based on our review.
3. We conducted our review of the Statement in accordance with the Standard on Review Engagements (SRE) 2410 'Review of Interim Financial Information Performed by the Independent Auditor of the Entity', issued by the Institute of Chartered Accountants of India (ICAI). A review of interim financial information consists of making inquiries, primarily of the Company's personnel responsible for financial and accounting matters, and applying analytical and other review procedures. A review is substantially less in scope than an audit conducted in accordance with Standards on Auditing specified under section 143(10) of the Companies Act, 2013 and consequently does not enable us to obtain assurance that we would become aware of all significant matters that might be identified in an audit. Accordingly, we do not express an audit opinion.

Attention is drawn to Note 4 of the Statement which states that the statement of cash flows for the corresponding six months ended September 30, 2018, as reported in the accompanying Statement have been approved by the Company's Board of Directors, but have not been subjected to review.

4. Based on our review conducted as stated in paragraph 3 above nothing has come to our attention that causes us to believe that the accompanying Statement, prepared in accordance with the recognition and measurement principles laid down in the aforesaid Indian Accounting Standard and other accounting principles generally accepted in India, has not disclosed the information required to be disclosed in terms of Regulation 33 of the SEBI (Listing Obligations and Disclosure Requirements) Regulations, 2015, as amended, including the manner in which it is to be disclosed, or that it contains any material misstatement.

For **DELOITTE HASKINS & SELLS LLP**
Chartered Accountants
(Firm's Registration No. 117366W/W-100018)



Sathya P Koushik
Partner
(Membership No. 206920)

Bengaluru, October 25, 2019
SPK/HS/SKM/2019