



UTTAM SUGAR MILLS LIMITED

Corporate Office : A-2E, III Floor, CMA Tower, Sector-24, NOIDA-201 301 Uttar Pradesh, India
Telephone : 0120-4525000 E-mail : uttamsugarnoida@uttamsugar.com

Dated : 15th November, 2024

**National Stock Exchange of India Ltd.
Listing Department**
"Exchange Plaza", Bandra-Kurla Complex,
Bandra (E), Mumbai – 400 051

**B.S.E. Limited
Listing Department**
P.J. Tower,
Dalal Street,
Mumbai – 400 001
Ref. – Scrip Code – 532729

Ref. :- Symbol – UTTAMSUGAR

Sub: Results Presentation for the Quarter/Half year ended 30th September, 2024

Please find attached herewith Results Presentation in relation to the unaudited Financial Results (Standalone & Consolidated) of the Company for the Quarter/Half year ended 30th September, 2024.

You are requested to take the above information on your records.

Thanking you.

Yours faithfully,
For Uttam Sugar Mills Ltd.

(Shankar Lal Sharma)
Executive Director



ENCL. :- As Above



UTTAM SUGAR MILLS LIMITED



SAFE HARBOUR STATEMENT

This Presentation and the accompanying slides (the “Presentation”), have been prepared solely for information purposes and do not constitute any offer, recommendation or invitation to purchase or subscribe for any securities, and shall not form the basis or be relied on in connection with any contract or binding commitment whatsoever. No offering of securities of the Company will be made except by means of a statutory offering document containing detailed information about the Company.

This Presentation has been prepared by the Company based on information and data which the Company considers reliable, but the Company makes no representation or warranty, express or implied, whatsoever, and no reliance shall be placed on, the truth, accuracy, completeness, fairness and reasonableness of the contents of this Presentation. This Presentation may not be all inclusive and may not contain all of the information that you may consider material. Any liability in respect of the contents of, or any omission from this Presentation is expressly excluded.

This Presentation may contain certain forward-looking statements concerning the Company’s future business prospects and business profitability, which are subject to a number of risks and uncertainties and the actual results could materially differ from those in such forward-looking statements. The risks and uncertainties relating to these statements include, but are not limited to, risks and uncertainties regarding fluctuations in earnings, our ability to manage growth, competition (both domestic and international), economic growth in India and abroad, ability to attract and retain highly skilled professionals, time and cost over runs on contracts, our ability to manage our international operations, government policies and actions regulations, interest and other fiscal costs generally prevailing in the economy. The Company does not undertake to make any announcement in case any of these forward-looking statements become materially incorrect in future or update any forward-looking statements made from time to time by or on behalf of the Company.

OUR CAPACITIES

Capacity	Libberheri	Barkatpur	Shermau	Khaikheri	Total
Sugarcane crushing (TCD)	7000	8500	6000	5500	27000
Distillery Capacity (KLPD)*	50	250	0	0	300*
Power Capacity (MW)	29	53	25	15	122

- *Distillery capacity as above doesn't include 40 KLPD Distillery capacity of Uttam Distilleries Limited (UDL), Overall Capacity including subsidiary Capacity shall become 340KLPD. In case of Ethanol through Bhy, capacity be higher by 25%.*
- *Capacity expansion with energy efficiency at Khaikheri unit to 5500 TCD has been successfully commissioned. Post expansion, Company's overall cane crushing capacity has become 27000 TCD.*

OUR Presence

Our operating capacities

Libberheri Unit (Uttarakhand)

7000

TCD, sugar

29

MW, power

50

KLPD, distillery

Our operating capacities

Barkatpur Unit (Uttar Pradesh)

8500

TCD, sugar

53

MW, power

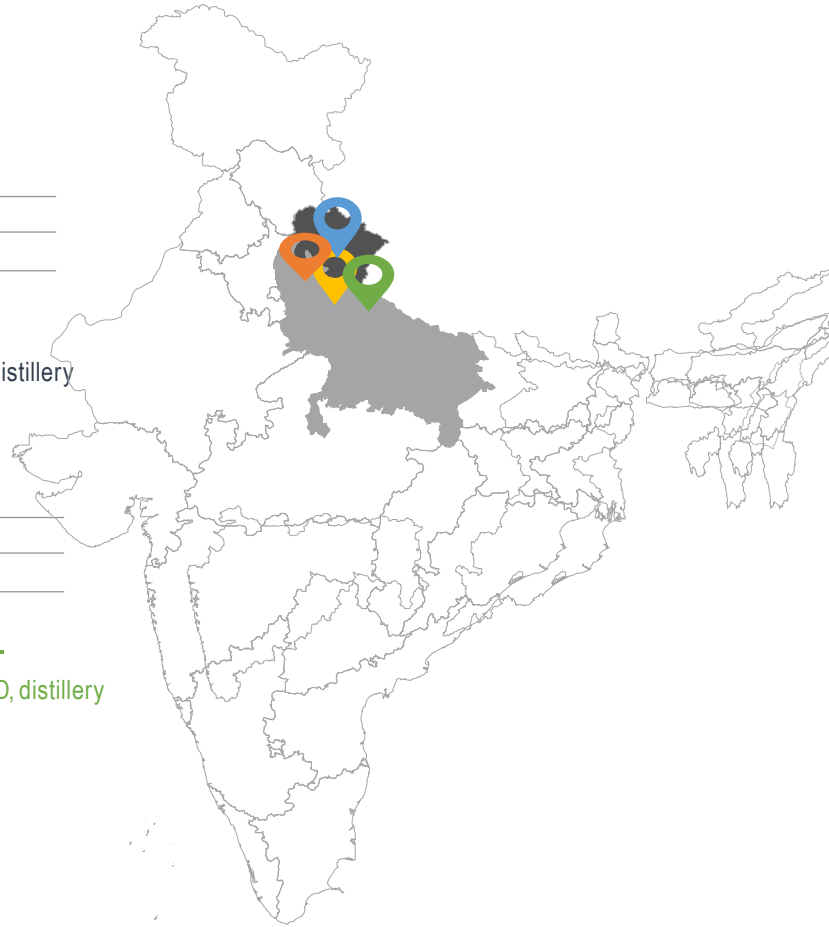
250

KLPD, distillery

TCD – Cane crushing
capacity in Tonnes per day

MW – Power capacity in
Mega watt

KLPD – Ethanol Distillery
Capacity in Kilo Litres Per day



Our operating capacities

Khaikheri Unit (Uttar Pradesh)

5500

TCD, sugar

15

MW, power

NA

KLPD, distillery

Our operating capacities

Shermau Unit (Uttar Pradesh)

6000

TCD, sugar

25

MW, power

NA

KLPD, distillery

Profit and Loss Highlights (Standalone)

(Rs. in Cr.)

Particulars	Q2 FY25	Q2 FY24	Q2 6M FY25	Q2 6M FY24	FY24
Total Revenue	386.88	606.14	843.85	1067.91	2055.52
EBITDA	4.79	45.02	43.09	113.21	274.36
Depreciation	11.00	9.53	22.27	18.90	39.81
EBIT	(6.21)	35.49	20.82	94.31	234.55
INTEREST	11.13	13.91	29.57	31.42	55.73
PBT	(17.34)	21.58	(8.75)	62.89	178.82
PAT	(15.63)	15.63	(9.20)	46.60	132.21
Total Comprehensive Income	(15.75)	15.80	(8.70)	46.83	131.41
EPS (*Not annualized)	(4.10)	4.10	(2.41)	12.22	34.67

Profit and Loss Highlights (Consolidated)

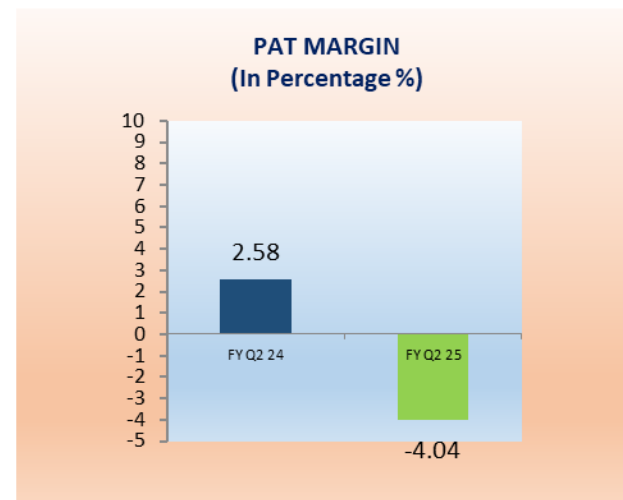
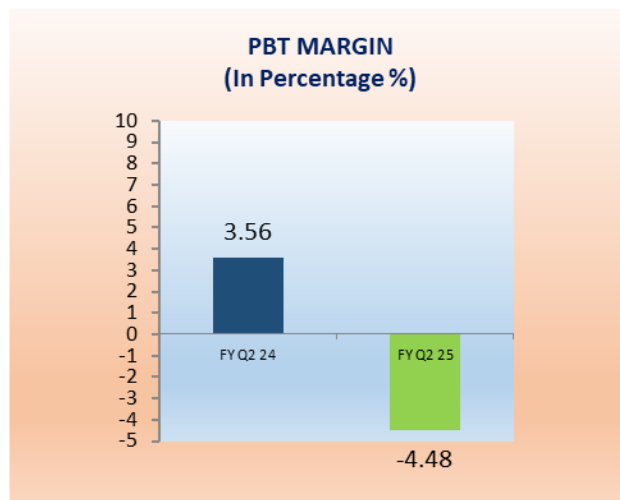
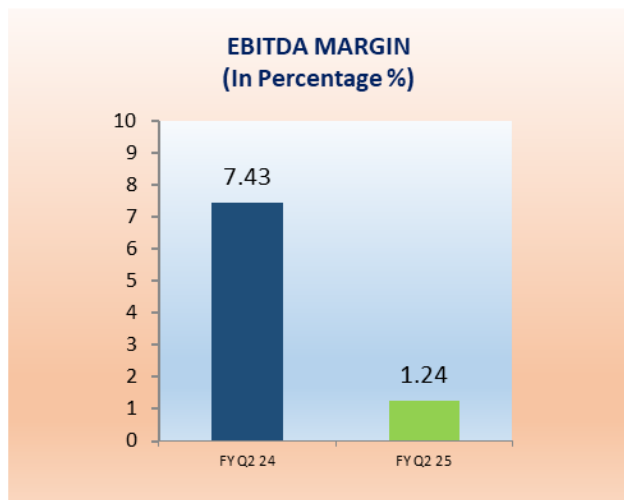


(Rs. in Cr.)

Particulars	Q2 FY25	Q2 FY24	Q2 6M FY25	Q2 6M FY24	FY24
Total Revenue	402.15	606.14	859.12	1067.91	2055.52
EBITDA	4.5	45.02	42.80	113.21	274.36
Depreciation	11.67	9.53	22.94	18.90	39.81
EBIT	(7.17)	35.49	19.86	94.31	234.55
INTEREST	11.70	13.91	30.14	31.42	55.73
PBT	(18.87)	21.58	(10.28)	62.89	178.82
PAT	(14.75)	15.63	(8.32)	46.60	132.21
Net profit after tax and share in profit/(loss) of associate	(14.75)	15.63	(8.32)	46.60	132.21
Total Comprehensive Income	(14.27)	15.80	(7.83)	46.83	131.41
EPS (*Not annualized)	(3.81)	4.10	(2.29)	12.22	34.67

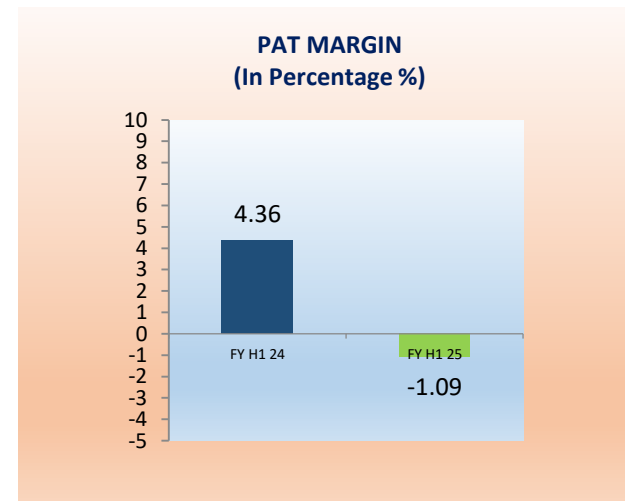
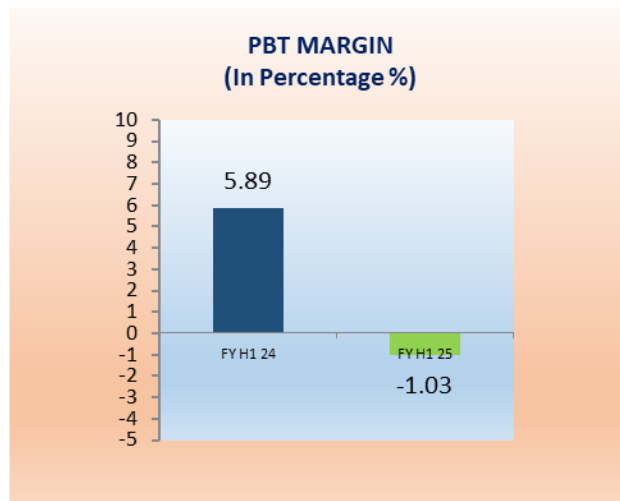
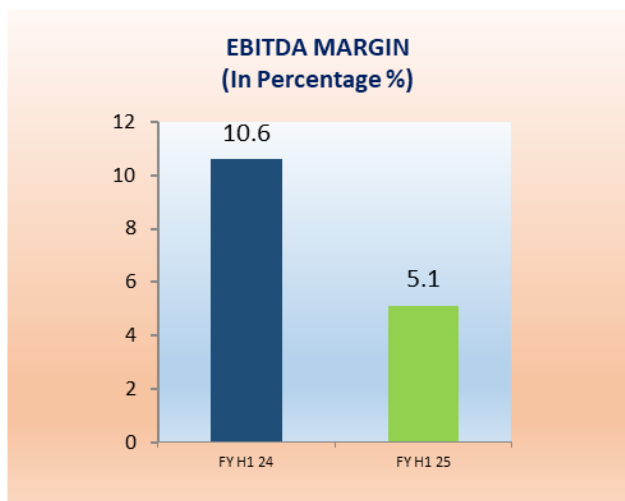
Q2 FY25 HIGHLIGHTS

Quarterly Standalone



Q2 FY25 HIGHLIGHTS

Half yearly Standalone



OPERATIONAL HIGHLIGHTS

Sugar Division

Particulars	H1 FY25	H1 FY24	FY24
Sugar Production (Lakh Qtls)	1.52	9.73	42.70
Sugar Sales -Domestic (Lakh Qtls)	17.30	21.87	40.49
Sugar Sales -Export (Lakh Qtls)	0.00	0.01	0.01
Total Sugar Sales (Lakh Qtls)	17.30	21.88	40.50
Sugar Realisation (Rs. per Qtls)	3934	3784	3856
Sugar Inventory (Lakh Qtls)	7.75	9.18	23.53
Valuation rate (Rs. per Qtls)	3379	3160	3390

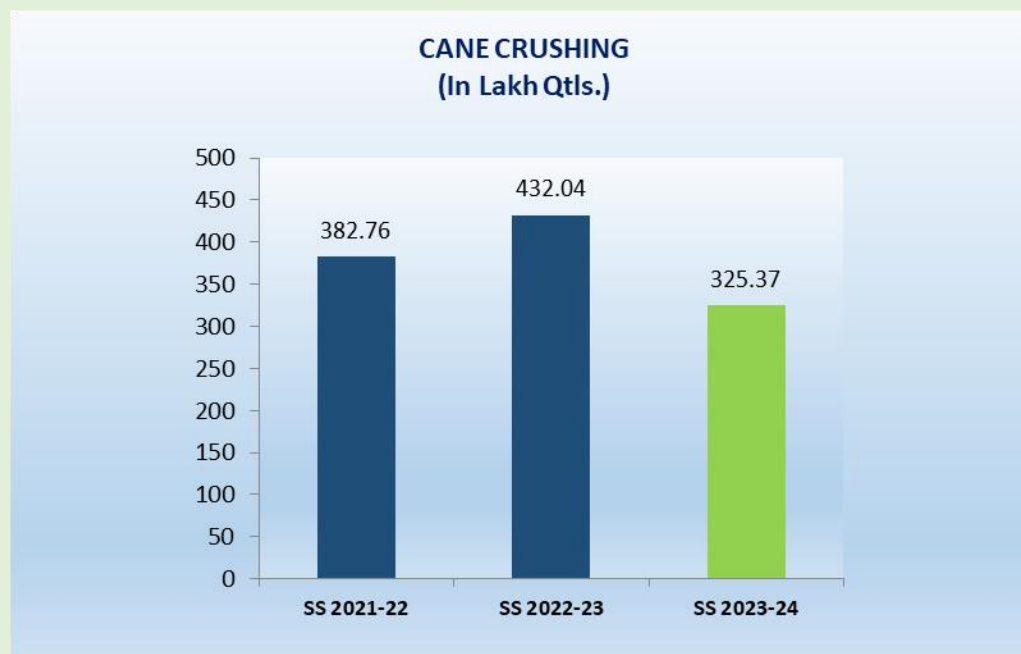
Power Division

Particulars	H1 FY25	H1 FY24	FY24
Power Export (KWH in Lakhs)	27.46	271.27	1374.14

Ethanol Division and others

Particulars	H1 FY25	H1 FY24	FY24
Distillery Production (BL in Lakhs)	208.57	339.08	683.26
Distillery Sale (BL in Lakhs)	254.03	354.91	652.83
Distillery Realisation (Rs. per Ltr)	55.29	56.46	57.19
Co2 Production (KG in Lakhs)	19.66	40.90	72.33
Potash Production (KG in Lakhs)	21.29	20.74	52.21

Cane Crushing data



Sugar Season Wise

PRODUCT RANGE IN BRANDED/SPECIALITY DIVISION

- 1Kg Packaging
- 2Kg Packaging
- 5Kg Packaging
- Pharma Sugar
- Liquid Sugar
- Natural Brown
- Bura
- Superfine
- Icing
- Demerara
- Sachet (White & Brown)
- Cube (White & Brown)
- Candy





Uttam Sugar Mills Ltd.

THANK YOU

Corp office: A-2E, 3rd Floor, C.M.A. Tower, Sector – 24, Noida – 201 301 (U.P.)

Tel. : 0120 –4525000, E-mail: uttam.secretarial@uttamsugar.com
