

BSE Limited
Phiroze Jeejeebhoy Towers,
Dalal Street, Mumbai-400 001.
Scrip Code: 543398

National Stock Exchange of India Limited
Exchange Plaza, C-1, Block G,
Bandra Kurla Complex Bandra East,
Mumbai 400 051
Scrip Symbol: LATENTVIEW

Dear Sir/Madam,

Sub: Outcome of the Board Meeting held on October 27, 2023

In continuation to our intimation dated September 20, 2023, and pursuant to Regulation 30 and 33 of SEBI (Listing Obligations and Disclosure Requirements) Regulations, 2015 as amended, we wish to inform you that based on the recommendation of Audit Committee, the Board of Directors at its meeting held on October 27, 2023, has inter alia approved the Unaudited Financial Results of the Company (Both Standalone and Consolidated) prepared in accordance with Indian Accounting Standards (Ind AS) for the quarter and half year ended as on September 30, 2023 together with Limited Review Report of the Auditor's thereon. Enclosed herewith copy of the extract of the Financial Results for your information and records.

The Board meeting commenced at 06.00 pm and concluded at 08.10 pm.

This is for your information and records.

Thanking you,
For **Latent View Analytics Limited**

P. Srinivasan
Company Secretary and Compliance Officer

LatentView Analytics Limited
(Formerly known as LatentView Analytics Private Limited)
Unit 6,7,8, 5th Floor, Neville Tower, Ramanujan IT City SEZ
Rajiv Gandhi Salai (OMR), Taramani, Chennai, Tamil Nadu 600113.

Limited Review Report on unaudited consolidated financial results of Latent View Analytics Limited (formerly known as Latent View Analytics Private Limited) for the quarter ended 30 September 2023 and year to date results for the period from 01 April 2023 to 30 September 2023 pursuant to Regulation 33 of Securities and Exchange Board of India (Listing Obligations and Disclosure Requirements) Regulations, 2015, as amended

To the Board of Directors of Latent View Analytics Limited (formerly known as Latent View Analytics Private Limited)

1. We have reviewed the accompanying Statement of unaudited consolidated financial results of Latent View Analytics Limited (formerly known as Latent View Analytics Private Limited) (hereinafter referred to as "the Parent"), and its subsidiaries (the Parent and its subsidiaries together referred to as "the Group") for the quarter ended 30 September 2023 and year to date results for the period from 01 April 2023 to 30 September 2023 ("the Statement"), being submitted by the Parent pursuant to the requirements of Regulation 33 of the Securities and Exchange Board of India (Listing Obligations and Disclosure Requirements) Regulations, 2015, as amended ("Listing Regulations").
2. This Statement, which is the responsibility of the Parent's management and approved by the Parent's Board of Directors, has been prepared in accordance with the recognition and measurement principles laid down in Indian Accounting Standard 34 "*Interim Financial Reporting*" ("Ind AS 34"), prescribed under Section 133 of the Companies Act, 2013, and other accounting principles generally accepted in India and in compliance with Regulation 33 of the Listing Regulations. Our responsibility is to express a conclusion on the Statement based on our review.
3. We conducted our review of the Statement in accordance with the Standard on Review Engagements (SRE) 2410 "*Review of Interim Financial Information Performed by the Independent Auditor of the Entity*", issued by the Institute of Chartered Accountants of India. A review of interim financial information consists of making inquiries, primarily of persons responsible for financial and accounting matters, and applying analytical and other review procedures. A review is substantially less in scope than an audit conducted in accordance with Standards on Auditing and consequently does not enable us to obtain assurance that we would become aware of all significant matters that might be identified in an audit. Accordingly, we do not express an audit opinion.

We also performed procedures in accordance with the circular issued by the Securities and Exchange Board of India under Regulation 33(8) of the Listing Regulations, to the extent applicable.

4. The Statement includes the results of the following entities mentioned in Annexure I to the Statement.
5. Based on our review conducted and procedures performed as stated in paragraph 3 above, nothing has come to our attention that causes us to believe that the accompanying Statement, prepared in accordance with the recognition and measurement principles laid down in the aforesaid Indian Accounting Standard and other accounting principles generally accepted in India, has not disclosed the information required to be disclosed in terms of Regulation 33 of the Listing Regulations, including the manner in which it is to be disclosed, or that it contains any material misstatement.

Limited Review Report (*Continued*)

Latent View Analytics Limited (formerly known as Latent View Analytics Private Limited)

6. The Statement includes the interim financial information of three subsidiaries and one step down subsidiary which have not been reviewed, whose interim financial information reflect total assets (before consolidation adjustments) of Rs. 654.84 million as at 30 September 2023 and total revenues (before consolidation adjustments) of Rs. 44.12 million and Rs. 86.05 million, total net loss after tax (before consolidation adjustments) of Rs. 25.67 million and Rs. 66.71 million and total comprehensive loss (before consolidation adjustments) of Rs. 28.76 million and Rs. 66.17 million, for the quarter ended 30 September 2023 and for the period from 01 April 2023 and 30 September 2023 respectively, and Company's share of cash flows (net decrease) of Rs. 51.07 million for the period from 01 April 2023 to 30 September 2023 as considered in the Statement. According to the information and explanations given to us by the Parent's management, these interim financial information are not material to the Group.

Our conclusion is not modified in respect of this matter.

For **B S R & Co. LLP**

Chartered Accountants

Firm's Registration No.:101248W/W-100022



Satish Vaidyanathan

Partner

Chennai

27 October 2023

Membership No.: 217042

UDIN:23217042BGRWIO7033

Limited Review Report (Continued)

Latent View Analytics Limited (formerly known as Latent View Analytics Private Limited)

Annexure I

List of entities included in unaudited consolidated financial results.

Sr. No	Name of component	Relationship
1	Latent View Analytics Limited	Parent
2	Latent View Analytics Corp, USA	Subsidiary
3	LatentView Analytics UK Ltd	Subsidiary
4	LatentView Analytics BV	Subsidiary
5	LatentView Analytics Pte. Ltd, Singapore	Subsidiary
6	LatentView Analytics GmbH, Germany	Step down subsidiary

Latent View Analytics Limited

(Formerly known as Latent View Analytics Private Limited)

CIN No : L72300TN2006PLC058481

Registered Office: 5th Floor, Neville Tower, Unit 6, 7 and 8, Ramanujan IT City,
Rajiv Gandhi Salai, Taramani, Chennai - 600 113



Website : www.latentview.com

Email - investorcare@latentview.com

Statement of Unaudited Consolidated Financial Results for the quarter and period ended 30 September 2023

(₹ in Million)

Particulars	Quarter ended			Period ended		Year ended
	30-Sep-23 (Unaudited)	30-Jun-23 (Unaudited)	30-Sep-22 (Unaudited)	30-Sep-23 (Unaudited)	30-Sep-22 (Unaudited)	31-Mar-23 (Audited)
Income from operations						
I Revenue from operations	1,556.83	1,476.76	1,324.06	3,033.59	2,523.45	5,387.62
II Other income	169.83	178.92	88.28	348.75	186.27	557.66
III Total income (I + II)	1,726.66	1,655.68	1,412.34	3,382.34	2,709.72	5,945.28
IV Expenses						
a) Employee benefits expense	1,074.63	1,003.36	811.00	2,077.99	1,547.11	3,361.36
b) Finance costs	7.81	8.00	6.40	15.81	12.83	26.39
c) Depreciation and amortisation expense	23.41	23.74	21.94	47.15	42.99	88.15
d) Other expenses	174.28	192.68	139.68	366.96	255.31	575.74
Total expenses (IV)	1,280.13	1,227.78	979.02	2,507.91	1,858.24	4,051.64
V Profit before tax for the period / year (III+IV)	446.53	427.90	433.32	874.43	851.48	1,893.64
VI Tax expenses						
Current Tax	98.37	101.55	60.53	199.92	171.02	333.41
Deferred Tax	7.91	(2.24)	0.06	5.67	(7.04)	5.92
VII Profit for the period / year (V - VI)	340.25	328.59	372.73	668.84	687.50	1,554.31
VIII Other comprehensive income / (loss)						
Items that will not be reclassified subsequently to profit / (loss)						
Re-measurement (losses) / gain on defined benefit plans	4.49	(2.23)	3.95	2.26	4.76	(1.00)
Income tax relating to items above	(1.31)	0.65	(1.15)	(0.66)	(1.39)	0.29
Net other comprehensive income / (loss) not to be reclassified subsequently to profit / (loss)	3.18	(1.58)	2.80	1.60	3.37	(0.71)
Items that will be reclassified subsequently to profit / (loss)						
Exchange differences in translating financial statements of foreign operations	30.86	(4.94)	51.80	25.92	118.76	147.83
Net other comprehensive income / (loss) to be reclassified subsequently to profit / (loss)	30.86	(4.94)	51.80	25.92	118.76	147.83
Other comprehensive income / (loss) for the period / year	34.04	(6.52)	54.60	27.52	122.13	147.12
IX Total comprehensive income / (loss) for the period / year (VII+VIII)	374.29	322.07	427.33	696.36	809.63	1,701.43
Paid-up equity share capital (Face value ₹ 1/- each)	204.90	204.90	200.42	204.90	200.42	204.90
Other equity for the year						11,869.59
Basic earnings per share	1.66	1.60	1.86	3.26	3.43	7.71
Diluted earnings per share	1.64	1.59	1.80	3.23	3.32	7.63
	(not annualised)	(not annualised)	(not annualised)	(not annualised)	(not annualised)	(annualised)
<i>See accompanying notes to financial results</i>						



Latent View Analytics Limited

(Formerly known as Latent View Analytics Private Limited)

CIN No : L72300TN2006PLC058481

Registered Office: 5th Floor, Neville Tower, Unit 6,7 and 8, Ramanujan IT City,
Rajiv Gandhi Salai, Taramani, Chennai - 600 113

Website : www.latentview.com

Email : investorcare@latentview.com



Unaudited Statement of consolidated assets and liabilities

(₹ in Million)

S. No.	Particulars	As at	As at
		30 September 2023 (Unaudited)	31 March 2023 (Audited)
A	ASSETS		
1	Non-current assets		
	(a) Property, plant and equipment	70.50	70.11
	(b) Right-of-use assets	195.86	161.69
	(c) Intangible assets	-	0.11
	(d) Financial assets		
	Investments	2,552.19	2,455.87
	Other financial assets	83.00	229.75
	(e) Deferred tax assets (net)	114.03	190.79
	(f) Other tax assets (net)	47.81	45.34
	(g) Other non-current assets	50.25	52.99
	Total non-current assets	3,113.64	3,206.65
2	Current assets		
	(a) Financial assets		
	Investments	3,232.09	2,551.38
	Trade receivables	1,045.51	985.16
	Cash and cash equivalents	344.96	533.81
	Bank balance other than cash and cash equivalents	2,865.38	4,879.47
	Other financial assets	2,712.43	314.37
	(b) Contract assets	77.12	58.86
	(c) Other current assets	106.06	100.85
	Total current assets	10,383.55	9,423.90
	Total assets (1+2)	13,497.19	12,630.55
B	EQUITY AND LIABILITIES		
1	Equity		
	(a) Equity share capital	204.90	204.90
	(b) Other equity	12,586.42	11,869.59
	Total equity	12,791.32	12,074.49
2	Liabilities		
	Non-current liabilities		
	(a) Financial liabilities		
	Borrowings	2.85	3.29
	Lease liability	180.67	149.77
	(b) Provisions	69.77	63.43
	Total non-current liabilities	253.29	216.49
3	Current liabilities		
	(a) Financial liabilities		
	Lease liability	64.02	61.55
	Trade payables		
	total outstanding dues of micro, small and medium enterprises	2.57	0.98
	total outstanding dues of creditors other than micro, small and medium enterprises	89.48	37.11
	Other Financial Liabilities	11.79	-
	(b) Contract liabilities	115.06	134.63
	(c) Other current liabilities	112.81	64.07
	(d) Provisions	32.72	23.75
	(e) Current tax liabilities (net)	24.13	17.48
	Total current liabilities	452.58	339.57
	Total equity and liabilities (1+2+3)	13,497.19	12,630.55



Latent View Analytics Limited

(Formerly known as Latent View Analytics Private Limited)

CIN No : L72300TN2006PLC058481

Registered Office: 5th Floor, Neville Tower, Unit 6,7 and 8, Ramanujan IT City,
Rajiv Gandhi Salai, Taramani, Chennai - 600 113

Website : www.latentview.com


Email investorcare@latentview.com



Unaudited Statement of consolidated Cashflows for the period ended 30 September 2023

(₹ in Million)

Particulars	For the period ended	For the period ended
	30 September 2023	30 September 2022
	(Unaudited)	(Unaudited)
Cash flow from operating activities		
Profit before tax	874.43	851.48
Adjustments for:		
Depreciation and amortisation	47.15	42.99
Amortisation of premium paid on bonds	4.34	0.50
Share based compensation expense	19.90	20.12
Financial assets measured at FVTPL - net change in fair value	(24.27)	(10.63)
Interest income on deposits with banks and financial institutions	(301.92)	(176.04)
Gain on sale of investments	(6.46)	(2.55)
Gain on sale of property, plant and equipment	(3.00)	-
Interest income on security deposits	(0.82)	(1.37)
Finance costs	11.47	10.31
Unrealised (gain) / loss on foreign exchange differences	(2.65)	32.78
Operating profit before working capital changes	618.17	767.59
Adjustments for changes in working capital:		
(Increase) / Decrease in trade receivables	(53.25)	132.64
Increase in current and non current assets	(38.17)	(114.86)
Decrease in other financial assets	74.11	1.09
Increase in provisions	15.08	0.60
Increase / (Decrease) in trade payables and other financial liabilities	99.54	(180.63)
Cash generated from operating activities	715.48	606.43
Less: Income tax paid (net)	(124.73)	(117.88)
Net cash generated from operating activities (a)	590.75	488.55
Cash flows from investing activities		
Purchase of property, plant and equipment	(23.33)	(15.28)
Sale of property, plant and equipment	3.00	-
Proceeds from sale of investments	1,695.70	1,126.20
Purchase of investments	(2,399.08)	(2,193.03)
Investment in deposits with banks and financial institutions (net)	(210.44)	-
Proceeds on maturity of bank deposits (net)	-	962.73
Interest income on deposits with banks and financial institutions	190.00	158.85
Net cash (used in) / generated from investing activities (b)	(744.15)	39.47
Cash flow from financing activities		
Finance costs paid	(0.02)	(0.05)
Payment of lease liability- Principal portion	(25.30)	(20.70)
Payment of lease liability- Interest portion	(11.46)	(10.32)
Repayment of borrowings	(0.46)	(0.46)
Net cash used in financing activities (c)	(37.24)	(31.53)
Net (decrease) / increase in cash and cash equivalents (a) + (b) + (c)	(190.64)	496.49
Cash and cash equivalents at the beginning of the period	533.81	2,367.60
Effect of exchange rate fluctuations on cash held	1.79	45.26
Cash and cash equivalents at the end of the period	344.96	2,909.35
Components of cash and cash equivalents		
Cash on hand	0.01	0.02
Bank balances	329.75	2,279.33
Deposits (with original maturity of 3 months or less)	15.20	630.00
Cash and cash equivalents as per Statement of consolidated assets and liabilities	344.96	2,909.35



Latent View Analytics Limited*(Formerly known as Latent View Analytics Private Limited)***CIN No : L72300TN2006PLC058481**Registered Office: 5th Floor, Neville Tower, Unit 6, 7 and 8, Ramanujan IT City,
Rajiv Gandhi Salai, Taramani, Chennai - 600 113**Notes:**

1. The above consolidated financial results for the quarter and period ended 30 September 2023 in respect of Latent View Analytics Limited ('the Holding Company') have been reviewed by the Audit Committee and approved by the Board of Directors of the Company at their respective meetings held on 27 October 2023. The above results have been subject to limited review by the statutory auditor of the Company. The report of the statutory auditors is unqualified.

2. The consolidated financial results include the financial results of Latent View Analytics Limited ('Parent Company') and the financial results of its subsidiaries and step down subsidiary, Latent View Analytics Corp, USA, LatentView Analytics UK Ltd, LatentView Analytics BV (Netherlands), LatentView Analytics GmbH, Germany, LatentView Analytics Pte. Ltd, Singapore (together called as the "group").

3. These financial results have been prepared in accordance with Indian Accounting Standards (referred to as 'Ind AS') 34 - Interim Financial Reporting prescribed under Section 133 of the Companies Act, 2013 read with Companies (Indian Accounting Standards) Rules as amended from time to time and in terms of Regulation 33 of the SEBI (Listing Obligations and Disclosure Requirements) Regulations, 2015.

4. During the previous year ended 31 March 2022, the Holding Company had completed its initial public offer (IPO) of 30,489,362 equity shares of face value of ₹ 1 each at an issue price of ₹ 197 per share, comprising fresh issue of 24,093,423 shares and offer for sale of 6,395,939 shares by selling shareholders. The Holding Company had received an amount of ₹ 4,466.78 million (net of Company's share of IPO Expenses ₹ 273 million) from the proceeds of the fresh issue. Out of the Company's share of IPO Expenses ₹ 256.59 million had been adjusted to securities premium.


Details of utilisation of IPO proceeds**(₹ In million)**

Objects of the Issue	Amount as proposed in offer document	Utilised up to 30 September 2023	Un-utilised as on 30 September 2023
a) Funding inorganic growth initiatives	1,479.00	-	1,479.00
b) Funding working capital requirements of LatentView Analytics Corporation, our Material Subsidiary	824.00	551.93	272.07
c) Investment in our Subsidiaries to augment their capital base for future growth by way of equity, debt or any other instrument or combination thereof as determined by the board	1,300.00	512.10	787.90
d) General corporate purposes	863.78	863.78	-
Total	4,466.78	1,927.81	2,538.97

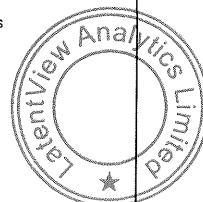
Net IPO proceeds which were un-utilised as at 30 September 2023 were temporarily invested in fixed deposits with banks, Monitoring Agency bank account and in IPO Public issue account (held in cash and cash equivalents).

5. The Group is principally engaged in a single business segment viz., develop and deploy analytics solutions to its customers.

6. The consolidated financial results for the quarter and period ended 30 September 2023, are available on the BSE Limited website (URL : www.bseindia.com), the National Stock Exchange of India Limited website (URL : www.nseindia.com) and on the company's website (URL : www.latentview.com).

For and on behalf of the Board of directors
For Latent View Analytics Limited
A V Venkatraman
DIN No: 01240055

Chairperson & Whole time Director



Date: 27 October 2023

Place: Chennai



Limited Review Report on unaudited standalone financial results of Latent View Analytics Limited (formerly known as Latent View Analytics Private Limited) for the quarter ended 30 September 2023 and year to date results for the period from 01 April 2023 to 30 September 2023 pursuant to Regulation 33 of Securities and Exchange Board of India (Listing Obligations and Disclosure Requirements) Regulations, 2015, as amended

To the Board of Directors of Latent View Analytics Limited (formerly known as Latent View Analytics Private Limited)

1. We have reviewed the accompanying Statement of unaudited standalone financial results of Latent View Analytics Limited (formerly known as Latent View Analytics Private Limited) (hereinafter referred to as “the Company”) for the quarter ended 30 September 2023 and year to date results for the period from 01 April 2023 to 30 September 2023 (“the Statement”).
2. This Statement, which is the responsibility of the Company’s management and approved by its Board of Directors, has been prepared in accordance with the recognition and measurement principles laid down in Indian Accounting Standard 34 “Interim Financial Reporting” (“Ind AS 34”), prescribed under Section 133 of the Companies Act, 2013, and other accounting principles generally accepted in India and in compliance with Regulation 33 of the Securities and Exchange Board of India (Listing Obligations and Disclosure Requirements) Regulations, 2015, as amended (“Listing Regulations”). Our responsibility is to issue a report on the Statement based on our review.
3. We conducted our review of the Statement in accordance with the Standard on Review Engagements (SRE) 2410 “Review of Interim Financial Information Performed by the Independent Auditor of the Entity”, issued by the Institute of Chartered Accountants of India. A review of interim financial information consists of making inquiries, primarily of persons responsible for financial and accounting matters, and applying analytical and other review procedures. A review is substantially less in scope than an audit conducted in accordance with Standards on Auditing and consequently does not enable us to obtain assurance that we would become aware of all significant matters that might be identified in an audit. Accordingly, we do not express an audit opinion.
4. Based on our review conducted as above, nothing has come to our attention that causes us to believe that the accompanying Statement, prepared in accordance with the recognition and measurement principles laid down in the aforesaid Indian Accounting Standard and other accounting principles generally accepted in India, has not disclosed the information required to be disclosed in terms of Regulation 33 of the Listing Regulations, including the manner in which it is to be disclosed, or that it contains any material misstatement.

For **B S R & Co. LLP**

Chartered Accountants

Firm’s Registration No.:101248W/W-100022

Satish Vaidyanathan

Partner

Chennai

27 October 2023

Membership No.: 217042

UDIN:23217042BGRWIP2270

Latent View Analytics Limited

(Formerly known as Latent View Analytics Private Limited)

CIN No : L72300TN2006PLC058481

Registered Office: 5th Floor, Neville Tower, Unit 6, 7 and 8,

Ramanujan IT City, Rajiv Gandhi Salai, Taramani, Chennai - 600 113

Website : www.latentview.com

Email: investorcare@latentview.com



Statement of Unaudited Standalone Financial Results for the quarter and period ended 30 September 2023

(₹ in Million)

	Particulars	Quarter ended			Period ended		Year ended
		30-Sep-23 (Unaudited)	30-Jun-23 (Unaudited)	30-Sep-22 (Unaudited)	30-Sep-23 (Unaudited)	30-Sep-22 (Unaudited)	31-Mar-23 (Audited)
I	Income from operations						
I	Revenue from operations	717.71	688.95	649.90	1,406.66	1,258.96	2,639.50
II	Other income	153.94	173.92	93.64	327.86	197.33	572.22
III	Total income (I + II)	871.65	862.87	743.54	1,734.52	1,456.29	3,211.72
IV	Expenses						
	a) Employee benefits expense	387.69	376.39	327.00	764.08	637.77	1,343.77
	b) Finance costs	7.73	7.92	6.33	15.65	12.68	26.14
	c) Depreciation and amortisation expense	19.54	19.10	18.69	38.64	36.69	74.17
	d) Other expenses	87.89	97.18	70.62	185.07	127.76	271.94
	Total expenses (IV)	502.85	500.59	422.64	1,003.44	814.90	1,716.02
V	Profit before tax (III - IV)	368.80	362.28	320.90	731.08	641.39	1,495.70
VI	Tax expenses						
	Current Tax	97.88	100.69	63.02	198.57	146.70	328.12
	Deferred Tax	7.90	(2.24)	(0.14)	5.66	(6.97)	(4.78)
VII	Profit for the period / year (V-VI)	263.02	263.83	258.02	526.85	501.66	1,172.36
VIII	Other comprehensive income / (loss)						
	Items that will not be reclassified subsequently to profit / (loss)						
	Re-measurement (losses) / gain on defined benefit plans	4.48	(2.23)	3.93	2.25	4.74	(1.00)
	Income tax relating to items that will not be reclassified subsequently to profit / (loss)	(1.31)	0.65	(1.15)	(0.66)	(1.39)	0.29
	Other comprehensive income / (loss) for the period / year	3.17	(1.58)	2.78	1.59	3.35	(0.71)
IX	Total comprehensive income / (loss) for the period / year (VII+VIII)	266.19	262.25	260.80	528.44	505.01	1,171.65
	Paid-up equity share capital (Face value ₹ 1/- each)	204.90	204.90	200.42	204.90	200.42	204.90
	Other equity for the year						9,632.08
	Basic earnings per share	1.28	1.29	1.29	2.57	2.50	5.82
	Diluted earnings per share	1.27	1.27	1.25	2.54	2.42	5.75
		(not annualised)	(not annualised)	(not annualised)	(not annualised)	(not annualised)	(annualised)

See accompanying notes to financial results



Latent View Analytics Limited

(Formerly known as Latent View Analytics Private Limited)

CIN No : L72300TN2006PLC058481

Registered Office: 5th Floor, Neville Tower, Unit 6,7 and 8,
Ramanujan IT City, Rajiv Gandhi Salai, Taramani, Chennai - 600 113

Website : www.latentview.com

Email: investorcare@latentview.com



Unaudited Standalone Statement of assets and liabilities

(₹ in Million)

S. No.	Particulars	As at	As at
		30 September 2023 (Unaudited)	31 March 2023 (Audited)
A	ASSETS		
1	Non-current assets		
	(a) Property, plant and equipment	51.66	50.57
	(b) Right-of-use assets	190.99	160.80
	(c) Intangible assets	-	0.11
	(d) Financial assets		
	Investments	2,556.52	2,460.20
	Loans	506.80	507.75
	Other financial assets	81.41	228.24
	(e) Deferred tax assets (net)	114.03	190.79
	(f) Other tax assets (net)	3.06	3.06
	(g) Other non-current assets	50.25	52.98
	Total non-current assets	3,554.72	3,554.50
2	Current assets		
	(a) Financial assets		
	Investments	2,442.42	1,451.21
	Trade receivables	575.30	506.56
	Cash and cash equivalents	99.22	71.78
	Bank balance other than cash and cash equivalents	1,711.24	3,560.33
	Loans	240.94	566.56
	Other financial assets	2,093.09	299.72
	(b) Contract assets	1.98	4.90
	(c) Other current assets	47.45	28.79
	Total current assets	7,211.64	6,489.85
	Total assets (1+2)	10,766.36	10,144.35
B	EQUITY AND LIABILITIES		
1	Equity		
	(a) Equity share capital	204.90	204.90
	(b) Other equity	10,180.41	9,632.08
	Total equity	10,385.31	9,836.98
	Liabilities		
2	Non-current liabilities		
	(a) Financial liabilities		
	Lease liability	178.61	149.77
	(b) Provisions	16.77	18.13
	Total non-current liabilities	195.38	167.90
3	Current liabilities		
	(a) Financial liabilities		
	Lease liability	60.16	58.93
	Trade payables		
	total outstanding dues of micro, small and medium enterprises	2.57	0.98
	total outstanding dues of creditors other than micro, small and medium enterprises	39.09	22.13
	Other financial liabilities	11.79	-
	(b) Other current liabilities	53.48	49.51
	(c) Current tax liabilities (net)	18.58	7.92
	Total current liabilities	185.67	139.47
	Total equity and liabilities (1+2+3)	10,766.36	10,144.35



Latent View Analytics Limited		
(Formerly known as Latent View Analytics Private Limited)		
CIN No : L72300TN2006PLC058481		
Registered Office: 5th Floor, Neville Tower, Unit 6, 7 and 8, Ramanujan IT City, Rajiv Gandhi Salai, Taramani, Chennai - 600 113		
Website : www.latentview.com		Email - investorcare@latentview.com
Unaudited Standalone Statement of Cashflows for the period ended 30 September 2023		
(₹ in Million)		
Particulars	For the period ended 30 September 2023 (Unaudited)	For the period ended 30 September 2022 (Unaudited)
Cash flow from operating activities		
Profit before income tax	731.08	641.39
Adjustments for:		
Depreciation and amortisation	38.64	36.69
Amortisation of premium paid on bonds	4.34	0.50
Share based compensation expense	11.49	13.92
Financial assets measured at FVTPL - net change in fair value	(24.27)	(10.63)
Interest income on deposits with banks and financial institutions	(281.70)	(176.04)
Gain on sale of investments	(4.52)	(2.55)
Finance costs	11.31	10.16
Interest income on security deposits	(0.82)	(0.82)
Unrealised (gain) / loss on foreign exchange differences	(3.06)	37.59
Gain on sale of property, plant and equipment	(3.00)	-
Operating profit before working capital changes	479.49	550.21
Adjustments for changes in working capital:		
(Increase) / Decrease in trade receivables	(67.44)	152.65
Increase in other assets	(13.00)	(40.22)
Decrease / (Increase) in other financial assets	36.64	(2.45)
(Decrease) / Increase in provisions	(1.36)	0.60
Increase / (Decrease) in trade payables and other liabilities	36.56	(54.35)
Cash generated from operating activities	470.89	606.44
Less: Income tax paid (net)	(117.48)	(123.83)
Net cash generated from operating activities (a)	353.41	482.61
Cash flow from investing activities		
Purchase of property, plant and equipment	(18.51)	(11.01)
Sale of property, plant and equipment	3.00	-
Proceeds from sale of investments	694.86	1,126.20
Purchase of investments	(1,718.51)	(2,040.47)
Loans to subsidiaries	-	(551.93)
Repayment of Loan by Subsidiary	328.33	-
Interest income on deposits with banks and financial institutions	200.36	158.30
Proceeds on maturity of bank deposits (net)	217.15	1,317.78
Net cash used in investing activities (b)	(293.32)	(1.13)
Cash flow from financing activities		
Payment of lease liability- Principal portion	(21.34)	(18.57)
Payment of lease liability- Interest portion	(11.31)	(10.16)
Net cash used in financing activities (c)	(32.65)	(28.73)
Net increase in cash and cash equivalents (a) + (b) + (c)	27.44	452.75
Cash and cash equivalents at the beginning of the period	71.78	372.36
Cash and cash equivalents at the end of the period	99.22	825.11
Components of cash and cash equivalents		
Cash on hand	0.01	0.02
Bank balances	99.21	195.09
Deposits (with original maturity of 3 months or less)	-	630.00
Cash and cash equivalents as per Statement of assets and liabilities	99.22	825.11




Latent View Analytics Limited*(Formerly known as Latent View Analytics Private Limited)*

CIN No : L72300TN2006PLC058481

Registered Office: 5th Floor, Neville Tower, Unit 6,7 and 8, Ramanujan IT City,
Rajiv Gandhi Salai, Taramani, Chennai - 600 113**Notes:**

1. The above standalone financial results for the quarter and period ended 30 September 2023 in respect of Latent View Analytics Limited ('the Company') have been reviewed by the Audit Committee and approved by the Board of Directors of the Company at their respective meetings held on 27 October 2023. The above results have been subject to limited review by the statutory auditor of the Company. The report of the statutory auditors is unqualified.

2. These standalone financial results have been prepared in accordance with Indian Accounting Standards (referred to as 'Ind AS') 34 - Interim Financial Reporting prescribed under Section 133 of the Companies Act, 2013 read with Companies (Indian Accounting Standards) Rules as amended from time to time and in terms of Regulation 33 of the SEBI (Listing Obligations and Disclosure Requirements) Regulations, 2015.

3. During the year ended 31 March 2022, the Company had completed its initial public offer (IPO) of 30,489,362 equity shares of face value of ₹ 1 each at an issue price of ₹ 197 per share, comprising fresh issue of 24,093,423 shares and offer for sale of 6,395,939 shares by selling shareholders. The Company had received an amount of ₹ 4,466.78 million (net of Company's share of IPO Expenses ₹ 273 million) from the proceeds of the fresh issue. Out of the Company's share of IPO Expenses ₹ 256.59 million had been adjusted to securities premium.


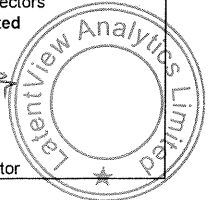
Details of utilisation of IPO proceeds**(₹ In million)**

Objects of the Issue	Amount as proposed in offer document	Utilised up to 30 September 2023	Un-utilised as on 30 September 2023
a) Funding inorganic growth initiatives	1,479.00	-	1,479.00
b) Funding working capital requirements of LatentView Analytics Corporation, our Material Subsidiary	824.00	551.93	272.07
c) Investment in our Subsidiaries to augment their capital base for future growth by way of equity, debt or any other instrument or combination thereof as determined by the board	1,300.00	512.10	787.90
d) General corporate purposes	863.78	863.78	-
Total	4,466.78	1,927.81	2,538.97

Net IPO proceeds which were un-utilised as at 30 September 2023 were temporarily invested in fixed deposits with banks, Monitoring Agency bank account and in IPO Public issue account (held in cash and cash equivalents).

4. The Company is principally engaged in a single business segment viz., develop and deploy analytics solutions to its customers.

5. The standalone financial results for the quarter and period ended 30 September 2023, are available on the BSE Limited website (URL : www.bseindia.com), the National Stock Exchange of India Limited website (URL : www.nseindia.com) and on the company's website (URL : www.latentview.com).

For and on behalf of the Board of directors
For Latent View Analytics Limited
A V Venkatraman
DIN No: 01240055
Chairperson & Whole Time DirectorDate: 27 October 2023
Place: Chennai