



# SURYO FOODS & INDUSTRIES LIMITED

DINALIPI BHAWAN, A-54/1 & A-55/1, Nayapalli, Baramunda,  
Bhubaneswar - 751 003, Odisha (India)  
Tel : 91-674-2563832 / 2564773, Fax : 91-674-2562083  
E-mail : suryofoods.industries@gmail.com  
Web. : www.suryofoods.com, CIN : L05004OR1989PLC002264

To

Date: 28.05.2022

The Manager  
Corporate Services  
BSE Limited  
Phiroze Jeejeebhoy Towers  
Dalal Street  
Mumbai – 400 001.

**Scrip Code: 519604**

**Sub: Outcome of the Meeting of the Board of Directors held on 28<sup>th</sup> May, 2022.**

Dear Sir/Madam,

This is to inform you that the Board of Directors of the Company at their meeting held on today i.e. 28<sup>th</sup> May 2022 at Dinalipi Bhawan, A-54/1 & A-55/1, Nayapalli, Baramunda, Bhubaneswar- 751 003 has considered and approved the followings:

1. Audited financial result along with audited report for the quarter and year ended on 31<sup>st</sup> March, 2022.

We hereby declare that Sanjit Mohanty & Co., Chartered Accountants, Bhubaneswar statutory auditors of the Company have issued Audit Reports with an unmodified opinion on the said Audited Financial Results.

2. To take note on Quarterly/Half yearly compliance done under SEBI (Listing Obligations and Disclosure Requirements) Regulation, 2015.
3. To take note on the report of the Secretarial auditor for the financial year 2021-22.

The Meeting of the Board commenced at 11:30 A.M. and concluded at 02:00 P.M.

This information is for your kind perusal and record.

Thanking You,  
Yours truly,  
For Suryo Foods & Industries Limited

  
Amarendra Dash  
Chairman & Managing Director  
DIN: 00583036





# SURYO FOODS & INDUSTRIES LIMITED

DINALIPI BHAWAN, A-54/1 & A-55/1, Nayapalli, Baramunda,  
Bhubaneswar - 751 003, Odisha (India)

Tel : 91-674-2563832 / 2564773, Fax : 91-674-2562083

E-mail : suryofoods.industries@gmail.com

Web. : www.suryofoods.com, CIN : L05004OR1989PLC002264

To

Date: 28.05.2022

The Manager  
Corporate Services  
BSE Limited  
Phiroze Jeejeebhoy Towers  
Dalal Street  
Mumbai - 400 001.

## **Scrip Code: 519604**

Sub: Submission of Audited Financial Results for the quarter and financial year ended 31<sup>st</sup> March, 2022.

Ref: Regulation 33 of SEBI (Listing Obligations and Disclosure Requirements) Regulations, 2015

Dear Sir/Madam,

In compliance with Regulation 33 of SEBI (Listing Obligations and Disclosure Requirements) Regulations, 2015, we herewith enclosing the Audited Financial Results of the Company for the quarter and financial year ended 31<sup>st</sup> March, 2022 which have been taken on record at the meeting of the Board of Directors held today, 28<sup>th</sup> May, 2022.

Report of the Auditor's for the financials for the period ended 31<sup>st</sup> March, 2022 along with declaration pursuant to regulation 33(3)(d) of SEBI (Listing Obligations and Disclosures Requirements) (Amendment) Regulation 2016 and SEBI Circular No. CIR/CFD/CMD/56/2016 dated 27<sup>th</sup> May, 2016 with respect to audit report of unqualified opinion is also enclosed.

This is for your information and record.

Thanking You,  
Yours truly,  
For Suryo Foods & Industries Limited

  
Amarendra Das  
Chairman & Managing Director  
DIN: 00583036



**SURYO FOODS & INDUSTRIES LIMITED**

A-54/1 & A-55/1, DINALIPI BHAWAN, BARAMUNDA, BHUBANESWAR - 751 003

CIN : L05004OR1989PLC002264

**Part- I Statement of Standalone Financial Results for the Quarter and Year ended March 31,2022**


(Rs. In '000)

| Sl.No | Particulars  | Quarter ended     |                      |                   | Year ended        |                   |
|-------|--|-------------------|----------------------|-------------------|-------------------|-------------------|
|       |  | March 31,<br>2022 | December 31,<br>2021 | March 31,<br>2021 | March 31,<br>2022 | March 31,<br>2021 |
|       |  | Audited           | Un-Audited           | Audited           | Audited           | Audited           |
| 1     | Income from operation(net)                                     | -                 | -                    | -                 | -                 | -                 |
| 2     | Other income(net)  | 98                | 79                   | 662               | 453               | 1,074             |
| 3     | Other Gains/(Losses)   | -                 | -                    | -                 | -                 | -                 |
| 4     | <b>TOTAL INCOME(1+2+3)</b>                                     | <b>98</b>         | <b>79</b>            | <b>662</b>        | <b>453</b>        | <b>1,074</b>      |
|       | <b>EXPENSES</b>  |                   |                      |                   |                   |                   |
|       | (a)Cost of Materials Consumed                                  | -                 | -                    | 514               | -                 | 514               |
|       | (b)Change in Inventories (Increase) /decrease                  | -                 | -                    | 157               | -                 | 157               |
|       | (c)Depreciation and Amortization expenses                      | 599               | 600                  | 304               | 2,399             | 2,194             |
|       | (d) Operating And Selling Expenses                             | -                 | -                    | 168               | -                 | 168               |
|       | (e)Employee Benefit Expenses                                   | 117               | 118                  | 553               | 471               | 1,254             |
|       | (f)Finance cost  | -                 | -                    | -                 | -                 | -                 |
|       | (g)Other Expenses  | 131               | 458                  | 2,901             | 1,228             | 4,038             |
| 5     | <b>Total expenses</b>  | <b>847</b>        | <b>1,176</b>         | <b>4,597</b>      | <b>4,098</b>      | <b>8,324</b>      |
| 6     | <b>PROFIT BEFORE TAX(4-5)</b>                                  | <b>-749</b>       | <b>-1,097</b>        | <b>-3,935</b>     | <b>-3,645</b>     | <b>-7,250</b>     |
|       | <b>TAX EXPENSES</b>  |                   |                      |                   |                   |                   |
|       | a)Current tax  | -                 | -                    | -                 | -                 | -                 |
|       | b)Deferred tax   | -159              | -                    | -220              | 187               | -220              |
| 7     | <b>Total Tax expense</b>                                       | <b>-159</b>       | <b>-</b>             | <b>-220</b>       | <b>187</b>        | <b>-220</b>       |
| 8     | <b>NET PROFIT FOR THE PERIOD(6-7)</b>                          | <b>-590</b>       | <b>-1,097</b>        | <b>-3,715</b>     | <b>-3,832</b>     | <b>-7,030</b>     |
|       | <b>OTHER COMPREHENSIVE INCOME (Refer</b>                       |                   |                      |                   |                   |                   |
| 9     | <b>Note 4)</b>   | <b>-</b>          | <b>-</b>             | <b>-</b>          | <b>-</b>          | <b>-</b>          |
| 10    | <b>TOTAL COMPREHENSIVE INCOME(8+9)</b>                         | <b>-590</b>       | <b>-1,097</b>        | <b>-3,715</b>     | <b>-3,832</b>     | <b>-7,030</b>     |
| 11    | Paid up equity share capital<br>(face value: Rs. 10 per share) | 39,600            | 39,600               | 39,600            | 39600             | 39600             |
| 12    | <b>Total Other Equity</b>                                      | <b>-76822</b>     | <b>-76,266</b>       | <b>-76822</b>     | <b>-76822</b>     | <b>-73368</b>     |
| 13    | Basic & diluted earnings per share(in Rupees )                 | -0.15             | -0.28                | -0.94             | -0.97             | -1.78             |
| 14    | <b>Dividend Per Share (Par Value of Rs. 10 Each)</b>           |                   |                      |                   |                   |                   |
|       | Interim Dividend of equity share (in Rupees )                  | 0.00              | 0.00                 | 0.00              | 0.00              | 0.00              |
|       | Final Dividend of equity share (in Rupees )                    | 0.00              | 0.00                 | 0.00              | 0.00              | 0.00              |
|       | Total Dividend of equity share (in Rupees )                    | 0.00              | 0.00                 | 0.00              | 0.00              | 0.00              |
|       | <b>Total Equity Dividend Percentage</b>                        | <b>0%</b>         | <b>0%</b>            | <b>0%</b>         | <b>0%</b>         | <b>0%</b>         |

For SURYO FOODS & INDUSTRIES LTD

*Anwarul H*

Chairman & Mg. Director



**SURYO FOODS & INDUSTRIES LIMITED**

A-54/1 & A-55/1, DINALIPI BHAWAN, BARAMUNDA, BHUBANESWAR - 751 003

CIN : L05004OR1989PLC002264

Statement of Standalone Balance Sheet Year ended March 31,2022

(Rs. In '000)

| Sl.No      | Particulars                                    | As at         |               |
|------------|--|---------------|---------------|
|            |  | 31st-Mar-22   | 31st-Mar-21   |
|            |  | Audited       | Audited       |
| <b>I.</b>  | <b>ASSETS</b>                                  |               |               |
|            | <b>1. Non-current assets</b>                   |               |               |
|            | (a)Property,Plant and Equipment                | 30,346        | 32,013        |
|            | (b)Capital Work-in-progress                    | -             | -             |
|            | (c) Investment Property                        | -             | -             |
|            | (d)Intangible Assets                           |               |               |
|            | (i) Goodwill                                   | -             | -             |
|            | (ii) Other intangible assets                   | -             | -             |
|            | (e)Financial Assets                            |               |               |
|            | (i) Investments                                | -             | -             |
|            | (ii) Trade Receivables                         | -             | -             |
|            | (iii)Loans                                     | -             | -             |
|            | (iv)Other Financial Assets                     | -             | -             |
|            | (f) Deferred Tax Assets (net)                  | 887           | 698           |
|            | (g) Other Non-Current Assets                   | -             | -             |
|            | <b>2. Current assets</b>                       |               |               |
|            | a.Inventories                                  | -             | -             |
|            | b.Financial Assets                             |               |               |
|            | (i) Investments                                | -             | -             |
|            | (ii) Trade Receivables                         | 169           | 169           |
|            | (iii) Cash & Cash Equivalents                  | 281           | 267           |
|            | (iv) Bank Balances Other Than three above      | -             | -             |
|            | (v) Loans                                      | 723           | 687           |
|            | (vi) Other Financial Assets                    | -             | -             |
|            | c.Current Tax Assets (Net)                     | 350           | 325           |
|            | d.Other Current Assets                         | 2,109         | 1,953         |
|            | <b>3. Non-Current Assets Held For Disposal</b> | -             | -             |
|            | <b>TOTAL ASSETS</b>                            | <b>34,865</b> | <b>36,112</b> |
| <b>II.</b> | <b>EQUITY AND LIABILITIES</b>                  |               |               |
|            | <b>1. Equity</b>                               |               |               |
|            | a. Equity Share Capital                        | 39,600        | 39,600        |
|            | b. Other Equity                                | -76,822       | -73,368       |
|            | <b>2. Liabilities</b>                          |               |               |
|            | <b>(i) Non-current liabilities</b>             |               |               |
|            | a.Financial Liabilities                        |               |               |
|            | (i) Borrowings                                 | -             | -             |
|            | (ii) Trade payables                            | 23,343        | 23,343        |
|            | (iii) Other Financial Liabilities              | 11,571        | 11,571        |
|            | b.Provisions                                   | -             | -             |
|            | c. Deferred Tax Liabilities (net)              | -             | -             |
|            | d. Other non-current liabilities               | -             | -             |
|            | <b>(ii) Current liabilities</b>                |               |               |
|            | a.Financial Liabilities                        |               |               |
|            | (i) Borrowings                                 | -             | -             |
|            | (ii) Trade payables                            | 11,592        | 11,592        |
|            | (iii) Other Financial Liabilities              | 55            | 116           |
|            | b.Provisions                                   | 193           | 262           |
|            | c.Other current Liabilities                    | 25,333        | 22,996        |
|            | d.Current Tax Liability (Net)                  | -             | -             |
|            | <b>TOTAL EQUITY AND LIABILITIES</b>            | <b>34865</b>  | <b>36112</b>  |

For SURYO FOODS & INDUSTRIES

*Amarendra*  
Chairman & Mg. Director



**STATEMENT OF CASH FLOWS**

| Particulars   | (Rupees in INR'000)           |                               |
|---|-------------------------------|-------------------------------|
|   | Year Ended<br>31st March'2022 | Year Ended<br>31st March'2021 |
| <b>A Operating Activities</b>                                       |                               |                               |
| Profit before tax from continuing operations                        | (3,645)                       | (7,250)                       |
| Profit/(loss) before tax from discontinuing operations              | -                             | -                             |
| <b>Profit before tax</b>  | <b>(3,645)</b>                | <b>(7,250)</b>                |
| Adjustments for   |                               |                               |
| Depreciation on Property, plant and equipment                       | 2,399                         | 2,194                         |
| Amortisation of intangible assets                                   | -                             | -                             |
| Net foreign exchange differences                                    | -                             | -                             |
| Interest Income   | (37)                          | (39)                          |
| Dividend Income   | -                             | -                             |
| Net Gain/(Loss) on remeasurement of Financial Assets carried FVTPL  | -                             | -                             |
| <i>Operating profit / (loss) before working capital changes</i>     | <b>(1,283)</b>                | <b>(5,096)</b>                |
| <b>Working capital adjustments:</b>                                 |                               |                               |
| Decrease/(Increase) in trade receivables                            | -                             | 427                           |
| Decrease/(Increase) in Loans  | (36)                          | (39)                          |
| Decrease/(Increase) in Inventories                                  | -                             | 157                           |
| Decrease/(Increase) in Other Financial Assets                       | (156)                         | 2,266                         |
| Decrease/(Increase) in Tax Assets                                   | (24)                          | 372                           |
| (Decrease)/Increase in Trade Payables                               | -                             | (1,087)                       |
| (Decrease)/Increase in Other Financial Liability                    | (61)                          | 59                            |
| (Decrease)/Increase in Other Liability                              | 2,337                         | 4,835                         |
| (Decrease)/Increase in Provisions                                   | (69)                          | (183)                         |
|   | <b>708</b>                    | <b>1,711</b>                  |
| Income taxes paid   | -                             | -                             |
| <b>NET CASH INFLOW FROM OPERATING ACTIVITIES (A)</b>                | <b>708</b>                    | <b>1,711</b>                  |
| <b>B Investing Activities</b>                                       |                               |                               |
| Purchase of property, plant and equipment                           | (731)                         | (1,656)                       |
| Sale Proceeds from Sale of Property, Plant & Equipment              | -                             | -                             |
| Purchase of Capital Work In Progress                                | -                             | -                             |
| Purchase/(Sale) of Investments                                      | -                             | -                             |
| Interest received (finance income)                                  | 37                            | 39                            |
| Dividend received (finance income)                                  | -                             | -                             |
| <b>NET CASH OUTFLOW FROM INVESTING ACTIVITIES (B)</b>               | <b>(694)</b>                  | <b>(1,617)</b>                |
| <b>C Financing Activities</b>                                       |                               |                               |
| Proceeds from issue of equity shares                                | -                             | -                             |
| Changes in Other Equity   | -                             | -                             |
| Interest paid   | -                             | -                             |
| Proceeds/(Repayment) from borrowings                                | -                             | -                             |
| Dividends paid including Dividend Distribution Tax                  | -                             | -                             |
| <b>NET CASH INFLOW (OUTFLOW) FROM FINANCING ACTIVITIES</b>          | <b>-</b>                      | <b>-</b>                      |
| <b>Net increase (decrease) in cash and cash equivalents (A+B+C)</b> | <b>14</b>                     | <b>94</b>                     |
| Cash and cash equivalents at the beginning of the year              | 267                           | 173                           |
| <b>Cash and cash equivalents at year end</b>                        | <b>281</b>                    | <b>267</b>                    |

Note :- This Statement of CashFlows has been prepared as per Indirect Method as prescribed in Ind-AS 7 "Statement of Cash Flows".

for SURYO FOODS & INDUSTRIES LTD  
  
Chairman & Mg. Director



**SURYO FOODS & INDUSTRIES LIMITED**  
**A-54/1 & A-55/1, DINALIPI BHAWAN, BARAMUNDA, BHUBANESWAR - 751 003**  
**CIN : L05004OR1989PLC002264**

**Part-II Selected Explanatory Notes to the statement of Financial Results for the Quarter Ended and Year Ended March 31,2022**

- 1 The above financial results of the Company for the quarter and year ended 31st March, 2022 have been reviewed by the audit Committee and approved by the Board of Directors at the meeting held on 28th May, 2022.
- 2 The above financial results have been prepared in accordance with Indian Accounting Standards (Ind AS) prescribed under section 133 of the companies act , 2013 and other recognised accounting practices and policies to the extent applicable.
- 3 Comparative figures have been rearranged / regrouped wherever necessary.
- 4 The above financial results of the Company for the Quarter and Year ended 31st March, 2022 are available at the Company's website <http://www.suryofoods.com/> and websites of BSE, where the Equity shares of the Company are listed.

**For and On Behalf of the  
Board of Directors**

**SURYO FOODS & INDUSTRIES LIMITED**

*Amarendra Dash*

**Amarendra Dash**  
**(Chairman Cum Managing Director)**

**DIN:00583036**



**Date : 28th May,2022**  
**Place: Bhubaneswar**



**Sanjit Mohanty & Co.**

**Chartered Accountants**

Plot No: -17, (2<sup>nd</sup> Floor), District Centre,  
Chandrasekharpur, Bhubaneswar-751016, Odisha  
Contact: 0674-3550352, +91-7077702663,  
E-mail: sanjit2107@gmail.com

**Auditor's Report On Quarterly and Year to Date Financial Results of Suryo Foods & Industries Limited Pursuant to the Regulation 33 of the SEBI (Listing Obligations and Disclosure Requirements) Regulations, 2015.**

To

The Board of Directors  
**Suryo Foods & Industries Limited**  
Dinalipi Bhawan, A-54/1 & A-55/1,  
Baramunda, Bhubaneswar  
Odisha- 751003


**Report on the audit of the Standalone Financial Results:**

**Opinion**

We have audited the accompanying quarterly financial results of Suryo Foods & Industries Limited ("the Company") for the quarter ended 31<sup>st</sup> March, 2022 and the year to date results for the period from 01<sup>st</sup> April, 2021 to 31<sup>st</sup> March, 2022, attached herewith, being submitted by the company pursuant to the requirement of Regulation 33 of the SEBI (Listing Obligations and Disclosure Requirements) Regulations, as amended ("Listing Regulations").

In our opinion and to the best of our information and according to the explanations given to us these standalone financial results:

- i. are presented in accordance with the requirements of Regulation 33 of the Listing Regulations in this regard; and
- ii. give a true and fair view in conformity with the recognition and measurement principles laid down in the applicable accounting standards and other accounting principles generally accepted in India of the net loss and other comprehensive income and other financial information for the quarter ended 31<sup>st</sup> March, 2022 as well as the year to date results for the period from 01<sup>st</sup> April, 2021 to 31<sup>st</sup> March, 2022.



### **Basis for Qualified Opinion**

We conducted our audit in accordance with the Standards on Auditing (SAs) specified under section 143(10) of the Companies Act, 2013 (the Act). Our responsibilities under those Standards are further described in the Auditor's Responsibilities for the Audit of the Standalone Financial Results section of our report. We are independent of the Company in accordance with the Code of Ethics issued by the Institute of Chartered Accountants of India together with the ethical requirements that are relevant to our audit of the financial results under the provisions of the Companies Act, 2013 and the Rules there under, and we have fulfilled our other ethical responsibilities in accordance with these requirements and the Code of Ethics. We believe that the audit evidence we have obtained is sufficient and appropriate to provide a basis for our qualified opinion.

Our opinion is not modified in respect of this matter.

### **Management's Responsibilities for the Standalone Financial Results**

These quarterly financial results as well as the year to date standalone financial results have been prepared on the basis of the interim financial statements. The Company's Board of Directors are responsible for the preparation of these financial results that give a true and fair view of the net profit/loss and other comprehensive income and other financial information in accordance with the recognition and measurement principles laid down in Indian Accounting Standard 34, 'Interim Financial Reporting' prescribed under Section 133 of the Act read with relevant rules issued thereunder and other accounting principles generally accepted in India and in compliance with Regulation 33 of the Listing Regulations. This responsibility also includes maintenance of adequate accounting records in accordance with the provisions of the Act for safeguarding of the assets of the Company and for preventing and detecting frauds and other irregularities; selection and application of appropriate accounting policies; making judgments and estimates that are reasonable and prudent; and design, implementation and maintenance of adequate internal financial controls that were operating effectively for ensuring the accuracy and completeness of the accounting records, relevant to the preparation and presentation of the standalone financial results that give a true and fair view and are free from material misstatement, whether due to fraud or error.

In preparing the standalone financial results, the Board of Directors are responsible for assessing the Company's ability to continue as a going concern, disclosing, as applicable, matters related to going concern and using the going concern basis of accounting unless the Board of Directors either intends to liquidate the Company or to cease operations, or has no realistic alternative but to do so. The Board of Directors are also responsible for overseeing the Company's financial reporting process.





## **Auditor's Responsibilities for the Audit of the Standalone Financial Results**

Our objectives are to obtain reasonable assurance about whether the standalone financial results as a whole are free from material misstatement, whether due to fraud or error, and to issue an auditor's report that includes our opinion. Reasonable assurance is a high level of assurance, but is not a guarantee that an audit conducted in accordance with SAs will always detect a material misstatement when it exists. Misstatements can arise from fraud or error and are considered material if, individually or in the aggregate, they could reasonably be expected to influence the economic decisions of users taken on the basis of these standalone financial results.

As part of an audit in accordance with SAs, we exercise professional judgment and maintain professional skepticism throughout the audit. We also:

- Identify and assess the risks of material misstatement of the standalone financial results, whether due to fraud or error, design and perform audit procedures responsive to those risks, and obtain audit evidence that is sufficient and appropriate to provide a basis for our opinion. The risk of not detecting a material misstatement resulting from fraud is higher than for one resulting from error, as fraud may involve collusion, forgery, intentional omissions, misrepresentations, or the override of internal control.
- Obtain an understanding of internal control relevant to the audit in order to design audit procedures that are appropriate in the circumstances, but not for the purpose of expressing an opinion on the effectiveness of the company's internal control.
- Evaluate the appropriateness of accounting policies used and the reasonableness of accounting estimates and related disclosures made by the Board of Directors.



- Conclude on the appropriateness of the Board of Directors' use of the going concern basis of accounting and, based on the audit evidence obtained, whether a material uncertainty exists related to events or conditions that may cast significant doubt on the Company's ability to continue as a going concern. If we conclude that a material uncertainty exists, we are required to draw attention in our auditor's report to the related disclosures in the financial results or, if such disclosures are inadequate, to modify our opinion. Our conclusions are based on the audit evidence obtained up to the date of our auditor's report. However, future events or conditions may cause the Company to cease to continue as a going concern.
- Evaluate the overall presentation, structure and content of the standalone financial results, including the disclosures, and whether the financial results represent the underlying transactions and events in a manner that achieves fair presentation.


We communicate with those charged with governance regarding, among other matters, the planned scope and timing of the audit and significant audit findings, including any significant deficiencies in internal control that we identify during our audit.

We also provide those charged with governance with a statement that we have complied with relevant ethical requirements regarding independence, and to communicate with them all relationships and other matters that may reasonably be thought to bear on our independence, and where applicable, related safeguards.


#### **Other Matter**

The Statement includes the results for the quarter ended March 31, 2022 being the balancing figure between the audited figures in respect of the full financial year ended March 31, 2022 and the published unaudited year to date figures up to the third quarter of the current financial year which were subject to limited review by us.

Date: 28<sup>th</sup> May, 2022  
Place: Bhubaneswar



For Sanjit Mohanty & Co.  
Chartered Accountants  
FRN: 328858E

  
Sanjit Kumar Mohanty  
Partner  
Membership No. 069927  
UDIN: 22069927AJUAMH2769



# SURYO FOODS & INDUSTRIES LIMITED

DINALIPI BHAWAN, A-54/1 & A-55/1, Nayapalli, Baramunda,  
Bhubaneswar - 751 003, Odisha (India)

Tel : 91-674-2563832 / 2564773, Fax : 91-674-2562083

E-mail : [suryofoods.industries@gmail.com](mailto:suryofoods.industries@gmail.com)

Web. : [www.suryofoods.com](http://www.suryofoods.com), CIN : L05004OR1989PLC002264

Date: 28.05.2022

To

The Manager  
Corporate Services  
BSE Limited  
Phiroze Jeejeebhoy Towers  
Dalal Street  
Mumbai – 400 001.

**Scrip Code: 519604**

Sub: Submission of Declaration in respect of Audit Report with Unmodified Opinion for the quarter and financial year ended 31<sup>st</sup> March, 2022.

Ref: SEBI Notification No. SEBI/LAD-NRO/GN/2016-17/001 dated 25.05.2016 and SEBI Circular No. CIR/CFD/CMD/56/2016 dated 27.05.2016.

Dear Sir/Madam,

In terms of Regulation 33(3)(d) of SEBI (Listing Obligations and Disclosure Requirements) Regulations, 2015.

We hereby declare and confirm that:

Pursuant to Regulation 33(3)(d) of SEBI (Listing Obligations and Disclosure Requirements) Regulations, 2015, the Auditor's Report on the Audited Financial Results for the Quarter and Financial Year ended 31<sup>st</sup> March, 2022 issued by the statutory auditor of Company is **with Unmodified Opinion.**

This is for your information and record.

Thanking You,  
Yours truly,  
For Suryo Foods & Industries Limited


Amarendra Dash  
Chairman & Managing Director  
DIN: 00583036