



Surana Group

SURANA TELECOM AND POWER LTD.

(formerly Surana Telecom Ltd.)

ISO 9001 - 2008 Certified Company

Registered Office:
5th Floor, Surya Towers,
Sardar Patel Road,
Secunderabad-500 003, Telangana, India
Tel :+91 40 27845119/44665700
Fax : 0091-40-27848851
Website : http:// www.surana.com
E.mail : surana@surana.com
CIN No.: L23209TG1989PLC010336

STPL/SECT/ 5 \ /19-20

Date: 9th November, 2019

The Secretary National Stock Exchange of India Limited Exchange Plaza, 5 th Floor, Plot C/1, G Block, Bandra – Kurla Complex, Bandra (E), MUMBAI – 400 023.	The Secretary, BSE Limited Phiroze Jeejeebhoy Towers, Dalal Street, MUMBAI – 400 001
--	---

Dear Sir/Madam,

Sub: Outcome of the Board Meeting – Reg.,

Ref: Our Letter No. STPL/SECT/049/19-20 dated 23rd October, 2019

With reference to the above cited subject, the Board of Directors of the Company at their Meeting held on Saturday, 9th November, 2019 has *inter-alia*, transacted the following business:

1. Approved and taken on record the Un-audited (Standalone and Consolidated) Financial Results of the Company for the quarter and half year ended on 30th September, 2019 pursuant to Regulation 33 of the SEBI (Listing Obligations and Disclosure Requirements) Regulations, 2015.
2. Shri. Baunakar Shekarnath (DIN-03371339), Whole-time Director of the Company has been re-appointed for a further period of three (3) years w.e.f. 9th January, 2020.

Please find enclosed herewith the Un-audited (Standalone and Consolidated) Financial Results for the quarter and half year ended on 30th September, 2019 along with the Limited Review Report of the Auditors thereon.

Kindly take the same on your records.

Thanking you,

Yours faithfully,

For SURANA TELECOM AND POWER LIMITED

SRINIVAS DUDAM
COMPANY SECRETARY



Encl: A/a



SURANA TELECOM AND POWER LIMITED

(CIN-L23209TG1989PLC010336)

Regd. Office: 5th Floor, Surya Towers, Sardar Patel Road, Secunderabad - 500 003.

Statement of Un audited Standalone Financial Results for the Quarter and Half Year ended 30th September, 2019

(Rs. In Lakhs)

S. No	Particulars	3 months ended (Un-audited)			6 months ended (Un-audited)		Year ended (Audited)
		30.09.2019	30.06.2019	30.09.2018	30.09.2019	30.09.2018	31.03.2019
1	Income:						
	Revenue from operations	451.48	525.59	679.19	977.07	1,292.95	2,405.10
	Other Income	628.00	45.45	38.10	673.45	51.05	161.72
	Total Income	1,079.48	571.04	717.29	1,650.52	1,344.00	2,566.82
2	Expenditure:						
	Cost of Traded Goods	94.50	-	280.25	94.50	280.25	280.25
	Operating Expenses	7.22	4.17	4.91	11.39	10.46	21.82
	Employee benefits expense	18.10	21.71	15.60	39.81	30.42	66.11
	Finance Cost	94.05	106.39	72.92	200.44	161.16	331.24
	Depreciation	283.01	140.30	153.90	423.31	309.00	682.00
	Other expenses	126.88	138.60	81.31	265.48	365.21	605.77
	Total expenses	623.77	411.17	608.89	1,034.94	1,156.50	1,987.20
3	Profit before tax (1-2)	455.70	159.87	108.40	615.57	187.50	579.62
4	Tax expenses						
	Current tax	93.82	32.91	23.60	126.73	38.70	119.33
	Deferred tax	-	-	(0.38)	-	(1.81)	(14.49)
5	Total tax expenses	93.82	32.91	23.22	126.73	36.89	104.84
6	Profit/ (loss) for the period (3-5)	361.88	126.96	85.18	488.84	150.61	474.78
7	Other Comprehensive Income(OCI)						
	- Items that will not be reclassified in profit or loss	(129.46)	(120.83)	(47.78)	(250.29)	(71.36)	20.32
	- Income tax relating to items that will not be reclassified to profit or loss	-	-	-	-	-	-
8	Total Other Comprehensive income for the period, net of tax	(129.46)	(120.83)	(47.78)	(250.29)	(71.36)	20.32
9	Total Comprehensive income for the period, net of tax	232.43	6.13	37.40	238.56	79.25	495.10
10	Paid up Equity Share Capital (Face Value of the Share Rs.1/- each)	1,357.59	1,357.59	1,357.59	1,357.59	1,357.59	1,357.59
11	Other Equity						8,147.78
12	Earnings Per Share(EPS) (Not annualised)						
	- Basic	0.27	0.09	0.06	0.36	0.11	0.35
	- Diluted	0.27	0.09	0.06	0.36	0.11	0.35

Notes:

- 1) The financial results were reviewed by the Audit Committee and were thereafter approved by the Board of Directors of the Company at their respective meetings held on 9th November, 2019. The Statutory Auditors of the Company have carried out the Limited Review of the financial results.
- 2) The financial results have been prepared in accordance with Indian Accounting Standards (Ind AS) prescribed under section 133 of the Companies Act, 2013 read with relevant rules thereunder and in terms of regulation 33 of SEBI (Listing Obligations and Disclosure Requirements) Regulations 2015.
- 3) Figures of Previous period have been regrouped/reclassified wherever necessary to make them comparable with the figures of the current period.

Date: 09.11.2019
Place: Secunderabad



For Surana Telecom and Power Limited

(Signature)
Narender Surana
Chairman

SURANA TELECOM AND POWER LIMITED

(CIN: L23209TG1989PLC010336)


Regd. Office: 5th Floor, Surya Towers, Sardar Patel Road, Secunderabad - 500 003.


Segment Publication (Standalone) for the Quarter and Half Year ended 30th September, 2019

(Rs in Lakhs)

Particulars	3 months ended (Un-audited)			6 months ended (Un-audited)		Year ended (Audited)
	30.09.2019	30.06.2019	30.09.2018	30.09.2019	30.09.2018	31.03.2019
1. Segment Revenue (Net Sale / Income from each Segment)						
a) Renewable Energy (Solar & wind)	306.08	477.39	638.69	783.47	1,087.10	2,110.51
b) Trading & Others	145.40	48.20	40.50	193.60	205.85	294.59
Total	451.48	525.59	679.19	977.07	1,292.95	2,405.10
Net Sales / Income from Operations	451.48	525.59	679.19	977.07	1,292.95	2,405.10
2. Segment Results (Profit (+) / Loss (-) before tax and interest from each Segment)						
a) Renewable Energy (Solar & wind)	145.88	316.04	335.99	461.92	728.74	1,387.76
b) Trading & Others	462.39	27.36	(127.89)	489.75	(102.53)	(110.36)
Total	608.27	343.40	208.10	951.67	626.21	1,277.40
Less: (i) Interest	94.05	106.39	72.93	200.44	161.16	331.24
(ii) Unallocable expenditure net of unallocable income	58.51	77.14	26.77	135.65	277.55	366.54
Profit before tax	455.70	159.87	108.40	615.57	187.50	579.62
3. Segment Assets						
a) Renewable Energy (Solar & wind)	4,804.55	4,453.23	4,815.15	4,804.55	4,815.15	4,599.80
b) Trading & Others	739.64	981.86	1,063.96	739.64	1,063.96	861.13
Total Segment Assets	5,544.18	5,435.09	5,879.11	5,544.18	5,879.11	5,460.93
Unallocable Assets	8,221.25	7,764.67	6,390.49	8,221.25	6,390.49	7,018.15
Total	13,765.44	13,199.76	12,269.60	13,765.44	12,269.60	12,479.08
4. Segment Liabilities						
a) Renewable Energy (Solar & wind)	11.62	6.46	8.47	11.62	8.47	1.37
b) Trading & Others	35.40	50.31	4.98	35.40	4.98	8.44
Total Segment Liabilities	47.02	56.77	13.45	47.02	13.45	9.81
Unallocable Liabilities	838.76	1,230.53	579.18	838.76	579.18	898.51
Total Liabilities	885.78	1,287.30	592.63	885.78	592.63	908.32
Capital Employed						
a) Renewable Energy (Solar & wind)	4,792.93	4,446.77	4,806.68	4,792.93	4,806.68	4,598.43
b) Trading & Others	704.24	931.55	1,058.98	704.24	1,058.98	852.69
c) Unallocable Assets less Liabilities	7,382.49	6,534.14	5,811.31	7,382.49	5,811.31	6,119.64
Total	12,879.66	11,912.46	11,676.97	12,879.66	11,676.97	11,570.76

For SURANA TELECOM & POWER LIMITED


CHAIRMAN



SURANA TELECOM AND POWER LIMITED

(CIN: L23209TG1989PLC010336)


Regd. Office: 5th Floor, Surya Towers, Sardar Patel Road, Secunderabad - 500 003.

STATEMENT OF ASSETS AND LIABILITIES (STANDALONE)

(Amount in lakhs)

Sl. No.	Particulars	As at 30.09.2019 (Un audited)	As at 31.03.2019 (Audited)
A	ASSETS		
1	Non-current assets		
	(a) Property, plant and equipment	5,273.12	5,325.20
	(b) Financial Assets		
	- Investments	2,752.97	2,986.18
	- Loans	5,179.22	3,856.76
	Sub-total- Non Current Assets	13,205.30	12,168.13
2	Current assets		
	a) Inventories	126.93	-
	(b) Financial assets		
	- Investments	80.00	-
	- Trade receivables	217.11	239.91
	- Cash and cash equivalents	82.02	25.66
	(d) Other current assets	54.07	45.37
	Sub-total- Current Assets	560.13	310.94
	TOTAL ASSETS	13,765.44	12,479.08
B	EQUITY AND LIABILITIES		
1	Equity		
	(a) Equity share capital	1,357.60	1,357.60
	(b) Reserves and Surplus	8,332.22	8,147.78
	Sub-total Equity	9,689.82	9,505.38
2	Non-current liabilities		
	(a) Financial Liabilities		
	- Borrowings	3,077.73	1,978.62
	- Other financial liabilities	77.00	51.66
	(b) Deferred tax liabilities (Net)	35.11	35.11
	Sub-total- Non Current Liabilities	3,189.84	2,065.38
3	Current liabilities		
	(a) Financial liabilities		
	- Borrowings	104.54	119.23
	- Trade Payables	22.27	3.15
	- Other financial liabilities	636.12	468.93
	(c) Provisions	55.63	16.79
	(d) Other current liabilities	67.23	300.21
	Sub-total- Current Liabilities	885.78	908.31
	TOTAL EQUITY AND LIABILITIES	13,765.44	12,479.08

For SURANA TELECOM & POWER LIMITED


CHAIRMAN



SURANA TELECOM AND POWER LIMITED

(CIN: L23209TG1989PLC010336)

Regd. Office: 5th Floor, Surya Towers, Sardar Patel Road, Secunderabad - 500 003.


STANDALONE CASH FLOW STATEMENT FOR THE HALF YEAR ENDED 30TH SEPTEMBER, 2019


(Rs. in Lakhs)

Particulars	Half Year ended 30th September, 2019	Year ended 31st March, 2019
CASH FLOW FROM OPERATING ACTIVITIES		
Net Profit (Loss) before Tax and Exceptional Items	615.57	579.62
Adjustments for Non-Operating Activities:		
Other Comprehensive Income	(250.29)	20.32
Sundry Balances written off	-	202.63
Sundry Balances written back	(0.00)	(0.33)
(Profit)/loss on Sale of Investments	2.76	(19.48)
(Profit)/loss on Sale of Assets	(569.53)	-
Interest Paid	200.44	331.24
Depreciation & amortisation	433.49	702.35
Interest income	(99.05)	(141.45)
	<u>(282.17)</u>	<u>1,095.28</u>
Operating Profit before Working Capital Changes	<u>333.40</u>	<u>1,674.90</u>
Adjustments for Working Capital Changes:		
(Increase)/ Decrease in Inventories	(126.93)	280.25
(Increase)/ Decrease in Other assets	(26.93)	221.45
(Increase)/ Decrease in Trade Receivables	22.80	(230.56)
(Increase)/ Decrease in Trade payables and other liabilities	(177.66)	332.89
Cash Generation From Operations	(308.73)	604.04
Direct Taxes (Net)	(165.57)	(133.63)
Net Cash from Operating Activities (A)	(140.89)	2,145.31
CASH FLOW FROM INVESTING ACTIVITIES		
Purchase of Fixed Assets	(466.00)	(58.74)
Sale of Fixed Assets	654.12	-
Loans & advances to subsidiary company	(1,304.23)	(1,232.00)
Investment in shares (Net)	150.45	(32.13)
Interest received	99.05	141.45
Net Cash from Investing Activities (B)	(866.60)	(1,181.42)
CASH FLOW FROM FINANCING ACTIVITIES		
Proceeds/(Repayment) from borrowings	1,251.60	(344.50)
Proceeds/(Repayment) from others	-	(300.00)
Interest Paid	(187.75)	(326.70)
Dividend Paid	-	(2.63)
(Increase)/Decrease in restricted deposits	(50.00)	2.41
Net Cash from Financing Activities (C)	1,013.86	(971.42)
Net Increase (Decrease) in Cash and Cash Equivalent (A+B+C)	6.36	(7.54)
Cash and Cash Equivalent at the beginning	3.80	11.33
Cash and Cash Equivalent at the end	10.15	3.80
Net Increase (Decrease) in Cash and Cash Equivalent (A+B+C)	6.36	(7.54)

* Note : Being first year of the requirement to present the half-yearly statement of cash flows for period ended 30th September, 2019, the comparative information has been provided for previous year ended March 31, 2019.

For SURANA TELECOM & POWER LIMITED


CHAIRMAN





5-4-187/3A, 2nd Floor, Soham Mansion, M. G. Road, Ranigunj, Secunderabad - 500 003.

☎ : 2754 2635, 2754 1015 Fax: 040-2754 1015 E-mail: luharukaca@gmail.com

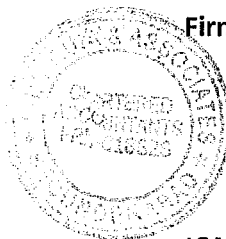
Independent Auditor's Review Report on Standalone Unaudited Quarterly Financial Results and Year to Date Results of the Company Pursuant to the Regulation 33 of the SEBI (Listing Obligations and Disclosure Requirements) Regulations, 2015 (as amended)

To The Board of Directors of Surana Telecom and Power Limited

1. We have reviewed the accompanying statement of Unaudited Standalone Financial Results (the Statement) of **Surana Telecom and Power Limited** ('the Company') for the quarter ended Sep 30, 2019 and the year to date results for the period 1 April 2019 to 30 September 2019, being submitted by the Company pursuant to the requirement of Regulation 33 of the SEBI (Listing Obligations and Disclosure Requirements) Regulations, 2015, (as amended), including relevant circulars issued by the Securities and Exchange Board of India ('SEBI') from time to time.
2. This statement which is the responsibility of the Company's management and approved by the Board of Directors of the Company, has been prepared in accordance with the recognition and measurement principles laid down in Indian Accounting Standard 34, 'Interim Financial Reporting' ("IND AS 34") prescribed under Section 133 of the Companies Act, 2013 ('the Act'), SEBI Circular CIR/CFD/ FAC/62/2016 dated 5 July 2016, (herein referred to as the 'SEBI Circular') and other accounting Principles generally accepted in India. Our responsibility is to issue a report on the Statement based on our review.
3. We conducted our review in accordance with the Standard on Review Engagement (SRE) 2410, 'Review of Interim Financial Information performed by the Independent Auditor of the Entity' issued by the Institute of Chartered Accountants of India. This standard requires that we plan and perform the review to obtain moderate assurance as to whether the financial statements are free of material misstatement. A review of Interim Financial Information consists of making enquiries, primarily of company's personnel responsible for financial and accounting matters, and applying analytical and other review procedures. A review is substantially less than an audit conducted in accordance with the standards on Auditing specified under section 143(10) of the Companies Act, 2013 and consequently does not enable us to obtain assurance that we would become aware of all significant matters that might be identified in an audit. Accordingly, we do not express an audit opinion.
4. Based on our review conducted as stated above, nothing has come to our attention that causes us to believe that the accompanying Statement prepared in accordance with the recognition and measurement principles laid down in IND AS 34, prescribed under Section 133 of the Act, the SEBI Circular and other accounting principles generally accepted in India, has not disclosed the information required to be disclosed in terms of Regulation 33 of the SEBI (Listing Obligations and Disclosure Requirements) Regulations, 2015, including the manner in which it is to be disclosed, or it contains any material misstatement.

For Luharuka & Associates
Chartered Accountants

Firm Registration Number: 01882S




(Rameshchand Jain)
Partner

M.No. 023019

ICAI UDIN: 19023019AAAFL9813

Place: Secunderabad

Dated: 9th Nov, 2019

SURANA TELECOM AND POWER LIMITED

(CIN-L23209TG1989PLC010336)

Regd. Office: 5th Floor, Surya Towers, Sardar Patel Road, Secunderabad - 500 003.

Statement of Un audited Consolidated Financial Results for the Quarter and Half Year ended 30th September, 2019


(Rs. In Lakhs)

S. No	Particulars	3 months ended (Un-audited)			6 months ended (Un-audited)		Year ended (Audited)
		30.09.2019	30.06.2019	30.09.2018	30.09.2019	30.09.2018	31.03.2019
1	Income:						
	Revenue from operations	667.87	810.15	835.67	1,478.02	1,711.93	3,439.93
	Other Income	592.38	45.45	38.11	637.83	51.06	162.25
	Total Income	1,260.24	855.60	873.78	2,115.84	1,762.99	3,602.18
2	Expenditure:						
	Cost of Traded Goods	94.50	-	280.25	94.50	280.25	280.25
	Operating Expenses	9.80	5.09	6.68	14.89	13.29	29.28
	Employee benefits expense	26.59	27.78	20.27	54.37	40.39	88.38
	Finance Cost	115.85	163.33	116.68	279.18	249.70	564.08
	Depreciation	420.16	277.44	305.93	697.60	613.06	1,290.10
	Other expenses	142.74	173.86	104.18	316.60	395.98	669.96
	Total expenses	809.64	647.50	833.99	1,457.14	1,592.67	2,922.04
3	Profit before tax (1-2)	450.60	208.10	39.79	658.70	170.32	680.13
4	Tax expenses						
	Current tax	102.18	45.81	10.10	147.99	50.77	147.58
	Deferred tax	-	-	(0.38)	-	(1.81)	(43.37)
5	Total tax expenses	102.18	45.81	9.72	147.99	48.96	104.21
	Profit/ (loss) for the period (3-5)	348.42	162.29	30.07	510.71	121.37	575.92
6	Other Comprehensive Income(OCI)						
	- Items that will not be reclassified in profit or loss	(129.46)	(120.83)	(47.78)	(250.29)	(71.36)	20.32
	- Income tax relating to items that will not be reclassified to profit or loss	-	-	-	-	-	-
	Total Other Comprehensive income for the period, net of tax	(129.46)	(120.83)	(47.78)	(250.29)	(71.36)	20.32
7	Total Comprehensive income for the period, net of tax	218.96	41.46	(17.71)	260.42	50.01	596.25
8	Profit for the year attributable to						
	-Owners of the Company	350.67	144.97	57.08	495.64	135.70	526.36
	-Non controlling interest	(2.26)	17.32	(27.01)	15.06	(14.33)	49.56
9	Other Comprehensive income attributable to						
	-Owners of the Company	(129.46)	(120.83)	(47.78)	(250.29)	(71.36)	20.32
	-Non controlling interest						
10	Total Comprehensive income attributable to						
	-Owners of the Company	221.20	24.16	9.30	245.36	64.34	546.69
	-Non controlling interest	(2.26)	17.32	(27.01)	15.06	(14.33)	49.56
11	Paid up Equity Share Capital (Face Value of the Share Rs.1/- each)	1,357.59	1,357.59	1,357.59	1,357.59	1,357.59	1,357.59
12	Other Equity						8,491.90
13	Earnings Per Share(EPS) (Not annualised)						
	- Basic	0.26	0.12	0.02	0.38	0.09	0.42
	- Diluted	0.26	0.12	0.02	0.38	0.09	0.42

Notes:

- 1) The financial results were reviewed by the Audit Committee and were thereafter approved by the Board of Directors of the Company at their respective meetings held on 9th November, 2019. The Statutory Auditors of the Company have carried out the Limited Review of the financial results.
- 2) The results have been prepared in accordance with the Ind AS notified under the Companies (Indian Accounting Standards) Rules, 2015 and pursuant to Regulation 33 of SEBI (Listing obligation and disclosure requirement) Regulation 2015.
- 3) The consolidated figures for the corresponding quarter ended 30th September, 2018 and the corresponding period 1st April, 2018 to 30th September, 2018, are approved by the Board of Directors and have not been subjected to Limited Review by the auditors.
- 4) Figures of Previous period have been regrouped/reclassified wherever necessary to make them comparable with the figures of the current period.

Date: 09.11.2019
Place: Secunderabad



For Surana Telecom and Power Limited

Narender Surana
Chairman

SURANA TELECOM AND POWER LIMITED

(CIN: L23209TG1989PLC010336)

Regd. Office: 5th Floor, Surya Towers, Sardar Patel Road, Secunderabad - 500 003.


Segment Publication (Consolidated) for the Quarter and Half Year ended 30th September, 2019

(Rs in Lakhs)

Particulars	3 months ended (Un-audited)			6 months ended (Un-audited)		Year ended (Audited)
	30.09.2019	30.06.2019	30.09.2018	30.09.2019	30.09.2018	31.03.2019
1. Segment Revenue (Net Sale / Income from each Segment)						
a) Renewable Energy (Solar & wind)	522.47	761.95	670.07	1,284.42	1,506.09	3,145.34
b) Trading & Others	145.40	48.20	165.61	193.60	205.85	294.59
Total	667.87	810.15	835.68	1,478.02	1,711.93	3,439.93
Net Sales / Income from Operations	667.87	810.15	835.68	1,478.02	1,711.93	3,439.93
2. Segment Results (Profit (+) / Loss (-) before tax and interest from each Segment)						
a) Renewable Energy (Solar & wind)	198.19	421.22	311.13	619.41	800.10	1,721.10
b) Trading & Others	462.39	27.36	(127.89)	489.75	(102.53)	(110.36)
Total	660.58	448.58	183.24	1,109.16	697.57	1,610.74
Less: (i) Interest	115.85	163.33	116.68	279.18	249.70	564.08
(ii) Unallocable expenditure net of unallocable income	94.13	77.15	26.77	171.28	277.55	366.53
Profit before tax	450.60	208.10	39.79	658.70	170.32	680.13
3. Segment Assets						
a) Renewable Energy (Solar & wind)	10,354.90	10299.56	10,706.77	10,354.90	10,706.77	10,436.27
b) Trading & Others	738.64	981.86	1,063.96	738.64	1,063.96	861.13
Total Segment Assets	11,093.54	11,281.42	11,770.73	11,093.54	11,770.73	11,297.40
Unallocable Assets	5,336.08	5039.48	4,328.17	5,336.08	4,328.17	4,734.38
Total	16,429.62	16,320.90	16,098.90	16,429.62	16,098.90	16,031.78
4. Segment Liabilities						
a) Renewable Energy (Solar & wind)	334.15	345.94	260.53	334.15	260.53	327.33
b) Trading & Others	35.40	50.31	4.98	35.40	4.98	48.45
Total Segment Liabilities	369.55	396.25	265.51	369.55	265.51	375.78
Unallocable Liabilities	847.64	1230.53	579.18	847.64	579.18	872.02
Total Liabilities	1,217.19	1,626.78	844.69	1,217.19	844.69	1,247.80
Capital Employed						
a) Renewable Energy (Solar & wind)	10,020.75	9,953.62	10,446.24	10,020.75	10,446.24	10,108.94
b) Trading & Others	703.24	931.55	1,058.98	703.24	1,058.98	812.68
c) Unallocable Assets less Liabilities	4,488.44	3,808.95	3,748.99	4,488.44	3,748.99	3,862.36
Total	15,212.43	14,694.12	15,254.21	15,212.43	15,254.21	14,783.98

For SURANA TELECOM & POWER LIMITED

[Signature]
CHAIRMAN



SURANA TELECOM AND POWER LIMITED

(CIN: L23209TG1989PLC010336)

Regd. Office: 5th Floor, Surya Towers, Sardar Patel Road, Secunderabad - 500 003.


Consolidated Statement of Assets and Liabilities

(Rs. in lakhs)

Sl.No.	Particulars	As at 30.09.2019 (Un audited)	As at 31.03.2019 (Audited)
A	ASSETS		
1	Non-current assets		
	(a) Property, plant and equipment	9,064.40	9,390.77
	Capital work-in-Progress	1,476.98	1,466.02
	(b) Financial Assets		
	- Investments	2,080.97	2,298.04
	- Loans	2,967.19	2,249.19
	(c) Other non-current assets	-	4.48
	Sub-total- Non Current Assets	15,589.54	15,408.49
2	Current assets		
	a) Inventories	126.93	-
	(b) Financial assets		
	- Investments	80.00	-
	- Trade receivables	354.97	507.56
	- Cash and cash equivalents	125.42	54.66
	(c) Other current assets	153.76	48.43
	Sub-total- Current Assets	841.07	610.65
	TOTAL ASSETS	16,430.62	16,019.14
B	EQUITY AND LIABILITIES		
1	Equity		
	(a) Equity share capital	1,357.60	1,357.60
	(b) Reserves and Surplus	8,699.27	8,491.90
	Sub-total Equity	10,056.87	9,849.49
2	Non-Controlling Interest	996.08	980.01
2	Non-current liabilities		
	(a) Financial Liabilities		
	- Borrowings	4,103.23	3,923.64
	- Other financial liabilities	77.00	51.66
	(b) Deferred tax liabilities (Net)	(20.94)	(20.94)
	Sub-total- Non Current Liabilities	4,159.29	3,954.36
3	Current liabilities		
	(a) Financial liabilities		
	- Borrowings	104.54	120.23
	- Trade Payables	26.93	7.81
	- Other financial liabilities	939.87	772.68
	(c) Provisions	65.70	24.06
	(d) Other current liabilities	81.35	310.48
	Sub-total- Current Liabilities	1,218.38	1,235.27
	TOTAL EQUITY AND LIABILITIES	16,430.62	16,019.14

For SURANA TELECOM & POWER LIMITED

[Signature]
CHAIRMAN



SURANA TELECOM AND POWER LIMITED

(CIN:- L23209TG1989PLC010336)

Regd.Office: 5th Floor, Surya Towers, Sardar Patel Road, Secunderabad - 500003

CONSOLIDATED CASH FLOW STATEMENT FOR THE HALF YEAR ENDED 30th SEPTEMBER, 2019


(Rs. In lakhs)

Particulars	Half Year ended 30th September 2019		Year ended 31st March, 2019	
CASH FLOW FROM OPERATING ACTIVITIES				
Net Profit (Loss) before Tax and Exceptional Items		658.70		680.13
Adjustments for Non-Operating Activities:				
Other Comprehensive Income	(250.29)		20.32	
Sundry Balances written off	-		202.63	
Sundry Balances written back	(0.00)		(0.36)	
(Profit)/loss on Sale of Investments	2.76		(19.48)	
(Profit)/loss on Sale of Assets	(569.53)		-	
Interest Paid	279.18		564.08	
Depreciation & amortisation	707.78		1,310.46	
Interest & Dividend income	(68.14)		(141.96)	
		101.76		1,935.70
Operating Profit before Working Capital Changes		760.46		2,615.83
Adjustments for Working Capital Changes:				
(Increase)/ Decrease in Inventories	(126.93)		280.25	
(Increase)/ Decrease in Other assets	(119.53)		265.96	
(Increase)/ Decrease in Trade Receivables	152.59		(440.72)	
Increase/ (Decrease) in Trade payables and other liabilities	(184.67)		248.63	
Cash Generation From Operations		(278.55)		354.12
Direct Taxes (Net)		(189.92)		(167.63)
Net Cash from Operating Activities (A)		291.99		2,802.32
CASH FLOW FROM INVESTING ACTIVITIES				
Purchase of Fixed Assets	(477.13)		(264.39)	
Sale of Fixed Assets	654.12		-	
Loans & advances to subsidiary company	(699.32)		(1,575.27)	
Investment in shares (Net)	173.08		(22.70)	
Interest received	63.42		141.96	
Net Cash from Investing Activities (B)		(285.82)		(1,720.41)
CASH FLOW FROM FINANCING ACTIVITIES				
Proceeds/(Repayment) from borrowings	1,048.19		(536.28)	
Proceeds/(Repayment) from others	(717.11)		(139.26)	
Interest Paid	(266.49)		(559.54)	
Dividend Paid	-		(2.63)	
(Increase)/Decrease in restricted deposits	(50.00)		2.16	
Net Cash from Financing Activities (C)		14.59		(1,235.53)
Net Increase (Decrease) in Cash and Cash Equivalent (A+B+C)		20.76		(153.62)
Cash and Cash Equivalent at the beginning		28.31		181.93
Cash and Cash Equivalent at the end		49.07		28.31
Net Increase (Decrease) in Cash and Cash Equivalent (A+B+C)		20.76		(153.62)

* Note : Being first year of the requirement to present the half-yearly statement of cash flows for period ended 30th September, 2019, the comparative information has been provided for previous year ended March 31, 2019.

For SURANA TELECOM & POWER LIMITED

CHAIRMAN





5-4-187/3&A, 2nd Floor, Soham Mansion, M. G. Road, Ranigunj, Secunderabad - 500 003.

☎ : 2754 2635, 2754 1015 Fax: 040-2754 1015 E-mail: luharukaca@gmail.com

Independent Auditor's Review Report on Consolidated Unaudited Quarterly Financial Results and Year to Date Results of the Company Pursuant to the Regulation 33 of the SEBI (Listing Obligations and Disclosure Requirements) Regulations, 2015 (as amended)

To The Board of Directors of Surana Telecom and Power Limited

1. We have reviewed the accompanying statement of Unaudited Consolidated Financial Results ('the Statement) of **Surana Telecom and Power Limited** ("the Holding Company") and its subsidiaries (the Holding and its subsidiaries together referred to as "the Group") for the quarter ended Sep 30, 2019 and consolidated year to date results for the period 1 April 2019 to 30 September 2019, being submitted by the Holding Company pursuant to the requirement of Regulation of 33 of the SEBI (Listing Obligations and Disclosure Requirements) Regulations, 2015, (as amended), including relevant circulars issued by the Securities and Exchange Board of India ('SEBI') from time to time. Attention is drawn to the fact that the consolidated figures for the corresponding quarter ended Sep 30, 2018 and the corresponding period 1 April 2018 to 30 September 2018, as reported in the statement have been approved by the Holding Company's Board of Directors, but have not been subjected to audit or review.
2. This statement which is the responsibility of the Holding Company's management and approved by the Board of Directors of the Company, has been prepared in accordance with the recognition and measurement principles laid down in Indian Accounting Standard 34, 'Interim Financial Reporting' ("IND AS 34") prescribed under Section 133 of the Companies Act, 2013 ('the Act'), SEBI Circular CIR/CFD/ FAC/62/2016 dated 5 July 2016, (herein referred to as the 'SEBI Circular') and other accounting Principles generally accepted in India. Our responsibility is to issue a report on the Statement based on our review.
3. We conducted our review of the Statement in accordance with the Standard on Review Engagement (SRE) 2410, 'Review of Interim Financial Information performed by the Independent Auditor of the Entity' issued by the Institute of Chartered Accountants of India. A review of interim financial information consists of making inquiries, primarily of persons responsible for financial and accounting matters, and applying analytical and other reviewing procedures. A review is substantially less in scope than an audit conducted in accordance with Standards on Auditing and consequently does not enable us to obtain assurance that we would become aware of all significant matters that might be identified in an audit. Accordingly, we do not express an audit opinion.

We also performed procedures in accordance with the circular issued by SEBI under Regulation 33 (8) of SEBI (Listing Obligations and Disclosure Requirements) Regulations, 2015, as amended, to the extent applicable.



4. The Statement includes the results of one associate company, **Surana Solar Limited** and following three subsidiaries companies, namely:
- (a) 'Surana Solar Systems Private Limited',
 - (b) 'Tejas India Solar Energy Private Limited',
 - (c) 'Aryavaan Renewable Energy private limited'
5. Based on our review conducted and procedures performed as stated in paragraph 3 above, nothing has come to our attention that causes us to believe that the accompanying Statement, prepared in accordance with the recognition and measurement principles laid down in the aforesaid Indian Accounting Standards and other accounting principles generally accepted in India, has not disclosed the information required to be disclosed in terms of Regulation 33 of the SEBI (Listing Obligations and Disclosure Requirements) Regulations, 2015, as amended, including the manner in which it is to be disclosed, or it contains any material misstatement.

For Luharuka& Associates
Chartered Accountants
Firm Registration Number: 018825


(Rameshchand Jain)

Partner

M.No. 023019

ICAI UDIN: 19023019AAAAFM4661

Place: Secunderabad
Dated: 9th Nov, 2019

