

16.08.2023

To,
The Manager - Listing
National Stock Exchange of India Ltd.
Exchange Plaza, Bandra Kurla Complex
Bandra (East)
Mumbai - 400 051
Tel No. 022-2659 8237 /38
Symbol: DHAMPURSUG

The General Manager – DSC
BSE Limited
Phiroze Jeejeebhoy Towers,
Dalal Street, Fort,
Mumbai: 400001
Tel No. 022-22722039/37/3121
Security Code: 500119

Dear Sir,

Subject: Notice of 88th Annual General Meeting and Annual Report for the year ended 31st March, 2023 of the Company

Please find attached herewith the Notice of the 88th Annual General Meeting ("AGM") of the Company along with the Annual Report for the year ended 31st March 2023 in terms of Regulations 30 and 34 of the SEBI (Listing Obligations and Disclosure Requirements), Regulations, 2015.

This is to inform you that the 88th Annual General Meeting ('AGM') of the Members of the Company is scheduled to be held on Tuesday, 12th September, 2023 at 2.00 P.M. (IST) through Video Conferencing ('VC') / Other Audio Visual Means ('OAVM') in accordance with the General Circular Nos. 14/2020 dated 8th April, 2020, 17/2020 dated 13th April, 2020, 20/2020 dated 5th May, 2020, the latest being 10/2022 dated 28th December, 2022, issued by the Ministry of Corporate Affairs ("MCA") and Circular No. SEBI/HO/CFD/PoD-2/P/CIR/2023/4 dated 5th January, 2023, issued by the Securities and Exchange Board of India (SEBI).

In compliance with the above-mentioned circulars, the Notice of the AGM and Annual Report inter alia, containing the Financial Statements and other Statutory Reports for the year ended 31st March, 2023, has been sent electronically to all the Members of the Company whose email addresses are registered with the Company/RTA/Depository Participant(s). The Notice of the AGM and Annual Report for the Financial Year 2022-23 will also be available on the Company's website at www.dhampursugar.com.

The details such as manner of registering / updating email addresses, casting vote through e- voting and attending the AGM through VC / OAVM has been set out in the Notice of the AGM.

Book Closure and Cut-Off Date:

The Register of Members and Share Transfer Books of the Company will remain closed from Wednesday, 6th September 2023, to Tuesday, 12th September 2023 (both days inclusive) for the purpose of the AGM.

Further, the Company has fixed Tuesday, 5th September 2023, as the Cut-off date for reckoning the voting rights of the members.

This is for your information and records please.

Thanking you,

For Dhampur Sugar Mills Limited

Aparna Goel
Company Secretary
M. No. 22787



DHAMPUR SUGAR MILLS LIMITED

Registered Office : Dhampur, District Bijnor (U.P.) 246761
Tel: 011-41259400, E-mail: investordesk@dhampursugar.com
Website: dhampursugar.com, CIN: L15249UP1933PLC000511

NOTICE TO SHAREHOLDERS

Notice is hereby given that the 88th (Eighty Eighth) Annual General Meeting ("AGM") of Dhampur Sugar Mills Limited ("the Company") is scheduled to be held on **Tuesday, 12th day of September 2023 at 2:00 P.M.** IST through two-way Video Conferencing ('VC')/Other Audio-Visual Means ('OAVM') to transact the following business:

Ordinary Business:

Item No. 1

To receive, consider and adopt:

- the Audited Standalone Financial Statements of the Company for the Financial Year ended 31st March 2023 and the Reports of the Board of Directors, Corporate Governance and Auditors thereon; and
- the Audited Consolidated Financial Statements of the Company for the Financial Year ended 31st March 2023 and the Report of Auditors thereon.

Item No. 2

To confirm the payment of Interim Dividend at 50% i.e., ₹5.00 per Equity Share of ₹10 each and a Special Dividend of 10% i.e., ₹1.00 Per Equity Share of ₹10 each of the Company on successful commissioning of new distillery project, aggregating to 60% i.e., ₹6.00 per Equity Share of ₹10 each as final dividend for the year ended 31st March 2023.

Item No. 3

To appoint a director in place of Mr. Gaurav Goel (DIN: 00076111), who retires by rotation and being eligible offers himself for re- appointment.

Special Business:

Item No. 4

Payment of Remuneration to the Cost Auditors for the Financial Year 2023-24:

To consider, and if thought fit, to pass the following resolutions as **Ordinary Resolution**: -

"RESOLVED THAT pursuant to the provisions of Section 148 and all other applicable provisions, if any, of the Companies Act, 2013 ("Act") and rules made thereunder, as amended from time to time and such other

permissions as may be necessary, the members hereby ratify the remuneration of ₹2,00,000/- per annum plus applicable taxes and re-imburement of expenses incurred / to be incurred on actual basis payable to Mr. S.R. Kapur, Cost Accountant, Meerut (U.P.) who was re-appointed as Cost Auditors of the Company for the Financial Year 2023-24 by the Board of Directors on the recommendation of Audit Committee of the Company.

RESOLVED FURTHER THAT the Board of Directors of the Company be and are hereby severally authorized to do all acts, deeds, matters and things as they may consider necessary, proper or desirable or expedient to give effect to the above resolution."

Item No. 5

Payment of Commission to Non-Executive Independent Director of Company:

To consider and if thought fit, to pass the following resolution as **Special Resolution**: -

"RESOLVED THAT pursuant to the provisions of Section 197 and other applicable provisions of the Companies Act, 2013 and Schedule V to the Companies Act, 2013, the consent of the members be and is here by accorded to pay Commission to all the Non-Executive Independent Directors (except Managing Directors and Executive Directors) of the amount as may be decided by the Board, subject however that the aggregate of such commission shall not exceed 1% of the net profits of the Company for the Financial Year 2022-23 , computed in the manner referred to in Section 198 (1) of the said Act.

RESOLVED FURTHER THAT the Board of Directors of the Company be and are hereby severally authorized to do all acts, deeds, matters and things as they may consider necessary, proper or desirable or expedient to give effect to the above resolution."

By order of the Board
For Dhampur Sugar Mills Limited

(Ashok Kumar Goel)
Chairman
DIN: 00076553

Place: New Delhi
Date: 7th May 2023

NOTES:

I. GENERAL INFORMATION:

1. The Ministry of Corporate Affairs ("MCA") vide its General Circular Nos. 14/ 2020 dated April 8, 2020 and 17/ 2020 dated April 13, 2020, followed by General Circular Nos. 20/2020 dated May 5, 2020, No. 02/2021 dated January 13, 2021, 19/2021 dated December 8, 2021, No. 21/2021 dated December 14, 2021, No. 2/2022 dated May 5, 2022 and No. 11/2022 dated December 28, 2022 (collectively referred to as "MCA Circulars") has permitted the holding of the annual general meeting through Video Conferencing ("VC") or through other audio-visual means ("OAVM") without the physical presence of the Members at a common venue.

In compliance with the provisions of the Companies Act, 2013 ("the Act"), Securities Exchange Board of India (Listing Obligations and Disclosure Requirements) Regulations, 2015 ("Listing Regulations") and MCA Circulars, the Eighty Eighth Annual General Meeting ("Meeting" or "AGM") of the Company is being held through VC/OAVM on Tuesday, 12th September 2023 at 02:00 P.M. (IST). The proceedings of AGM deemed to be conducted at the Registered Office of the Company situated at P.O. Dhampur, Dist. Bijnor - 246761. Members are requested not to visit Corporate Office/ Registered Office to attend the AGM.

2. The Explanatory Statement pursuant to Section 102 of the Companies Act, 2013, Secretarial Standard- 2 on General Meetings issued by the Institute of Company Secretaries of India and Regulation 36 of Listing Regulations setting out material facts concerning the business under Item Nos. 4 and 5 of the accompanying Notice, is annexed as Annexure 1.

The Board of Directors of the Company at its meeting held on 7th May, 2023 considered that the special business under Item Nos. 4 and 5, being considered unavoidable, be transacted at the 88th AGM of the Company.

3. In terms of the MCA Circulars, physical attendance of members has been dispensed with and, therefore, there is no requirement of appointment of proxies. Accordingly, the facility of appointment of proxies by members under Section 105 of the Act will not be available for the 88th AGM. However, in pursuance of Section 112 and Section 113 of the Act, representatives of the members may be appointed for the purpose of voting through remote e-Voting through Board Resolution/ Power of Attorney/ Authority Letter, etc., for participation in the 88th AGM through VC/ OAVM facility and e-Voting during the 88th AGM and since the 88th AGM is being held through VC/ OAVM facility, the Route Map is not annexed in this Notice.

4. Members attending the AGM through VC / OAVM shall be reckoned for the purpose of quorum under Section 103 of the Act.
5. Brief Profiles under Regulation 36(3) of the SEBI (Listing Obligations and Disclosure Requirements), Regulations, 2015 and in terms of Secretarial Standard-2 issued by the Institute of Company Secretaries of India in respect of the Director seeking appointment and re-appointment at the Eighty Eighth Annual General Meeting forms part of this notice.
6. In compliance with the MCA Circulars and SEBI Circular dated 5th January 2023, Notice of the AGM along with the Annual Report 2022-23 is being sent only through electronic mode to those Members whose email addresses are registered with the Company/ Depositories. Members may note that the Notice and Annual Report 2022-23 will also be available on the Company's website www.dhampursugar.com, websites of the Stock Exchanges, i.e., BSE Limited and National Stock Exchange of India Limited at www.bseindia.com and www.nseindia.com respectively, and on the website of National Securities Depository Limited (NSDL) at www.evoting.nsdl.com.
7. For receiving all communication (including Annual Report) from the Company electronically:
 - a) Members holding shares in physical mode and who have not registered/ updated their email address with the Company are requested to register / update the same by writing to the Company with details of folio number and attaching a self-attested copy of PAN card at investordesks@dhampursugar.com.
 - b) Members holding shares in dematerialized mode are requested to register / update their email addresses with the relevant Depository Participant.
8. The Securities and Exchange Board of India ("SEBI") has mandated furnishing of PAN, KYC details (i.e., Postal Address with PIN Code, email address, mobile number, bank account details) and nomination details by holders of securities in prescribed forms. Effective from 1st January 2022, any service requests or complaints received from the member, are being processed by RTA on receipt of aforesaid details/ documents. On or after 1st April 2023, in case any of the above cited documents/ details are not available in the Folio(s), in terms of SEBI circulars, RTA shall be constrained to freeze such Folio(s). Relevant details and forms prescribed by SEBI in this regard are available on the website of the Company at www.dhampursugar.com.
9. Nomination facility as per the provisions of Section 72 of the Act is available to individuals holding shares in the Company. Members can

nominate a person in respect of all the shares held by him singly or jointly. Members holding shares in physical form and who have not yet registered their nomination are requested to register the same by submitting Form No. SH-13. If a member desires to opt out or cancel the earlier nomination and record a fresh nomination, he/ she may submit the same in Form ISR-3 or SH-14 as the case may be. The said forms can be downloaded from the website of the Company and RTA. Members holding shares in electronic form may approach their respective DPs for completing the nomination formalities.

10. The Register of Members and Share Transfer Books of the Company will remain closed from 6th September 2023 to 12th September 2023 (both days inclusive).
11. Pursuant to Regulation 12 of SEBI (Listing Obligation and Disclosure Requirement) Regulations, 2015 and amendment thereto read with the SEBI Circular dated April 20, 2018, all Companies are mandated to use approved electronic mode of payment for making cash payments such as Dividend to the Members (where core banking details are available) or to print the bank account details of the Members (as per the Company's records) on the physical payment instruments (in case where the core banking details are not available or electronic payment instructions have failed or rejected by the Bank).

Hence, the Members are requested to furnish/update their bank name & branch, bank account number and account type along with other core banking details such as MICR (Magnetic Ink Character Recognition), IFSC (Indian Financial System Code) etc. at the earliest with:

- a) The respective Depository Participants (DP) (in case of the shares held in electronic mode) or.
 - b) Alankit Assignments Limited, Registrar and Share Transfer Agent, Unit Dhampur Sugar Mills Limited, 4E/2 Jhandewalan Extension, New Delhi- 110055, Email Id- rta@alankit.com (in case of the shares held in Physical mode)
12. Securities Exchange Board of India has, vide its notification No. SEBI/LAD-NRO/GN/2022/66 dated 24th January 2022 has mandated that requests for effecting transfer of securities shall not be processed unless the securities are held in the dematerialized form with a depository and also transmission or transposition of securities held in physical or dematerialized form shall be effected only in dematerialized form.

In view of the above and to avail the benefits of dematerialization and ease portfolio management, Members are requested to consider and dematerialize shares held by them in physical form.

II. PROCEDURE FOR INSPECTION OF DOCUMENTS:

1. The Register of Directors and Key Managerial Personnel and their shareholding maintained under Section 170 of the Act, the Register of Contracts or Arrangements in which the directors are interested, maintained under Section 189 of the Act, and the relevant documents referred to in the Notice will be available electronically for inspection by the members during the AGM.
2. Members seeking any information about the accounts or any matter to be placed at the AGM, are requested to write to the Company by 5th September 2023 through email on investordesk@dhampurugar.com. The same will be replied by the Company suitably.

III. THE INSTRUCTIONS FOR MEMBERS FOR REMOTE E-VOTING AND JOINING ANNUAL GENERAL MEETING ARE AS UNDER:

The remote e-voting period begins on Saturday, 9th September 2023 at 09:00 A.M. and ends on Monday, 11th September 2023, at 05:00 P.M. The remote e-voting module shall be disabled by NSDL for voting thereafter. The Members, whose names appear in the Register of Members / Beneficial Owners as on the record date (cut-off date) i.e., Tuesday, 5th September 2023 may cast their vote electronically. The voting right of shareholders shall be in proportion to their share in the paid-up equity share capital of the Company as on the cut-off date, being Tuesday, 5th September 2023.

How do I vote electronically using NSDL e-Voting system?

The way to vote electronically on NSDL e-Voting system consists of "Two Steps" which are mentioned below:

Step 1: Access to NSDL e-Voting system

A) Login method for e-Voting and joining virtual meetings for Individual shareholders holding securities in demat mode

In terms of SEBI circular dated December 9, 2020, on e-Voting facility provided by Listed Companies, Individual shareholders holding securities in demat mode are allowed to vote through their demat account maintained with Depositories and Depository Participants. Shareholders are advised to update their mobile number and email Id in their demat accounts to access e-Voting facility.

Login method for Individual shareholders holding securities in demat mode is given below:

Type of shareholders	Login Method
Individual Shareholders holding securities in demat mode with NSDL.	<ol style="list-style-type: none"> <li data-bbox="320 312 1447 576">Existing IDeAS user can visit the e-Services website of NSDL Viz. https://eservices.nsdl.com either on a Personal Computer or on a mobile. On the e-Services home page click on the "Beneficial Owner" icon under "Login" which is available under 'IDeAS' section, this will prompt you to enter your existing User ID and Password. After successful authentication, you will be able to see e-Voting services under Value added services. Click on "Access to e-Voting" under e-Voting services and you will be able to see the e-Voting page. Click on company name or e-Voting service provider i.e., NSDL and you will be re-directed to e-Voting website of NSDL for casting your vote during the remote e-Voting period or joining virtual meeting & voting during the meeting. <li data-bbox="320 582 1447 665">If you are not registered for IDeAS e-Services, option to register is available at https://eservices.nsdl.com. Select "Register Online for IDeAS Portal" or click at https://eservices.nsdl.com/SecureWeb/IdeasDirectReg.jsp <li data-bbox="320 671 1447 961">Visit the e-Voting website of NSDL. Open web browser by typing the following URL: https://www.evoting.nsdl.com/ either on a Personal Computer or on a mobile. Once the home page of e-Voting system is launched, click on the icon "Login" which is available under 'Shareholder/Member' section. A new screen will open. You will have to enter your User ID (i.e., your sixteen digit demat account number held with NSDL), Password/OTP and a Verification Code as shown on the screen. After successful authentication, you will be redirected to NSDL Depository site wherein you can see e-Voting page. Click on company name or e-Voting service provider i.e., NSDL and you will be redirected to e-Voting website of NSDL for casting your vote during the remote e-Voting period or joining virtual meeting & voting during the meeting. <li data-bbox="320 967 1447 1280">Shareholders/Members can also download NSDL Mobile App "NSDL Speede" facility by scanning the QR code mentioned below for seamless voting experience. <div data-bbox="373 1027 775 1259" style="border: 1px solid black; padding: 5px; margin: 10px 0;"> <p style="text-align: center;">NSDL Mobile App is available on</p> <div style="display: flex; justify-content: space-around; align-items: center;"> <div style="text-align: center;">  <p>App Store</p> </div> <div style="text-align: center;">  <p>Google Play</p> </div> </div> <div style="display: flex; justify-content: space-around; align-items: center; margin-top: 10px;">   </div> </div>
Individual Shareholders holding securities in demat mode with CDSL	<ol style="list-style-type: none"> <li data-bbox="320 1286 1447 1431">Users who have opted for CDSL Easi / Easiest facility, can login through their existing user id and password. The option will be made available to reach e-Voting page without any further authentication. The users to login Easi /Easiest are requested to visit CDSL website www.cdslindia.com and click on login icon & New System My easi Tab and then user your existing my easi username & password. <li data-bbox="320 1437 1447 1638">After successful login the Easi / Easiest user will be able to see the e-Voting option for eligible companies where the evoting is in progress as per the information provided by the company. On clicking the evoting option, the user will be able to see the e-Voting page of the e-Voting service provider for casting your vote during the remote e-Voting period or joining virtual meeting & voting during the meeting. Additionally, there are also links provided to access the system of all e-Voting Service Providers, so that the user can visit the e-Voting service providers' website directly. <li data-bbox="320 1645 1447 1728">If the user is not registered for Easi/Easiest, option to register is available at CDSL website www.cdslindia.com and click on login & New System My easi Tab and then click on registration option. <li data-bbox="320 1734 1447 1904">Alternatively, the user can directly access e-Voting page by providing Demat Account Number and PAN No. from a e-Voting link available on www.cdslindia.com home page. The system will authenticate the user by sending OTP on registered Mobile & Email as recorded in the Demat Account. After successful authentication, user will be able to see the e-Voting option where the e-voting is in progress and able to directly access the system of all e-Voting Service Providers.

Type of shareholders	Login Method
Individual Shareholders (holding securities in demat mode) login through their depository participants	You can also login using the login credentials of your demat account through your Depository Participant registered with NSDL/CDSL for e-Voting facility. upon logging in, you will be able to see the e-Voting option. Click on e-Voting option, you will be redirected to NSDL/CDSL Depository site after successful authentication, wherein you can see e-Voting feature. Click on company name or e-Voting service provider i.e., NSDL and you will be redirected to e-Voting website of NSDL for casting your vote during the remote e-Voting period or joining virtual meeting & voting during the meeting.

Important note: Members who are unable to retrieve User ID/ Password are advised to use Forget User ID and Forget Password option available at abovementioned website.

Helpdesk for Individual Shareholders holding securities in demat mode for any technical issues related to login through Depository i.e., NSDL and CDSL.

Login type	Helpdesk details
Individual Shareholders holding securities in demat mode with NSDL	Members facing any technical issue in login can contact NSDL helpdesk by sending a request at evoting@nsdl.co.in or call at 022 - 4886 7000 and 022 - 2499 7000
Individual Shareholders holding securities in demat mode with CDSL	Members facing any technical issue in login can contact CDSL helpdesk by sending a request at helpdesk.evoting@cdslindia.com or contact at toll free no. 1800 22 55 33.

B) Login Method for e-Voting and joining virtual meetings for shareholders other than Individual shareholders holding securities in demat mode and shareholders holding securities in physical mode.

How to Log-in to NSDL e-Voting website?

1. Visit the e-Voting website of NSDL. Open web browser by typing the following URL: <https://www.evoting.nsdl.com/> either on a Personal Computer or on a mobile.
2. Once the home page of e-Voting system is launched, click on the icon "Login" which is available under 'Shareholder/Member' section.
3. A new screen will open. You will have to enter your User ID, your Password/OTP and a Verification Code as shown on the screen.

Alternatively, if you are registered for NSDL eservices i.e., IDEAS, you can log-in at <https://eservices.nsdl.com/> with your existing IDEAS login. Once you log-in to NSDL eservices after using your log-in credentials, click on e-Voting and you can proceed to Step 2 i.e., Cast your vote electronically.

4. Your User ID details are given below :

Manner of holding shares i.e., Demat (NSDL or CDSL) or Physical	Your User ID is:
a) For Members who hold shares in demat account with NSDL.	8 Character DP ID followed by 8 Digit Client ID For example, if your DP ID is IN300*** and Client ID is 12***** then your user ID is IN300***12*****.
b) For Members who hold shares in demat account with CDSL.	16 Digit Beneficiary ID For example, if your Beneficiary ID is 12***** then your user ID is 12*****.
c) For Members holding shares in Physical Form.	EVEN Number followed by Folio Number registered with the company. For example, if folio number is 001*** and EVEN is 101456 then user ID is 101456001***

5. Password details for shareholders other than Individual shareholders are given below:
 - a) If you are already registered for e-Voting, then you can use your existing password to login and cast your vote.
 - b) If you are using NSDL e-Voting system for the first time, you will need to retrieve the 'initial password' which was communicated to you. Once you retrieve your 'initial password', you need to enter the 'initial password' and the system will force you to change your password.
 - c) How to retrieve your 'initial password'?
 - (i) If your email ID is registered in your demat account or with the company, your 'initial password' is communicated to you on your email ID. Trace the email sent to you from NSDL from your mailbox. Open the email and open the attachment i.e., a .pdf file. Open the .pdf file. The password to open the .pdf file is your 8-digit client ID for NSDL account, last 8 digits of client ID for CDSL account or folio number for shares held in physical form. The .pdf file contains your 'User ID' and your 'initial password'.
 - (ii) If your email ID is not registered, please follow steps mentioned below in process for those shareholders whose email ids are not registered.
6. If you are unable to retrieve or have not received the "Initial password" or have forgotten your password:
 - a) Click on "Forgot User Details/Password?" (If you are holding shares in your demat account with NSDL or CDSL) option available on www.evoting.nsdl.com.
 - b) Physical User Reset Password?" (If you are holding shares in physical mode) option available on www.evoting.nsdl.com.
 - c) If you are still unable to get the password by aforesaid two options, you can send a request at evoting@nsdl.co.in mentioning your demat account number/folio number, your PAN, your name and your registered address etc.
 - d) Members can also use the OTP (One Time Password) based login for casting the votes on the e-Voting system of NSDL.
7. After entering your password, tick on Agree to "Terms and Conditions" by selecting on the check box.
8. Now, you will have to click on "Login" button.
9. After you click on the "Login" button, home page of e-Voting will open.

Step 2: Cast your vote electronically and join the Annual General Meeting on NSDL e-Voting system.

How to cast your vote electronically and join the Annual General Meeting on NSDL e-Voting system?

1. After successful login at Step 1, you will be able to see all the companies "EVEN" in which you are holding shares and whose voting cycle and Annual General Meeting is in active status.
2. Select "EVEN" of company for which you wish to cast your vote during the remote e-Voting period and cast your vote during the Annual General Meeting. For joining virtual meeting, you need to click on "VC/OAVM" link placed under "Join Meeting".
3. Now you are ready for e-Voting as the Voting page opens.
4. Cast your vote by selecting appropriate options i.e., assent or dissent, verify/modify the number of shares for which you wish to cast your vote and click on "Submit" and "Confirm" when prompted.
5. Upon confirmation, the message "Vote cast successfully" will be displayed.
6. You can also take the printout of the votes cast by you by clicking on the print option on the confirmation page.
7. Once you confirm your vote on the resolution, you will not be allowed to modify your vote.

General Guidelines for shareholders

1. Institutional shareholders (i.e. other than individuals, HUF, NRI etc.) are required to send scanned copy (PDF/ JPG Format) of the relevant Board Resolution/ Authority letter etc. with attested specimen signature of the duly authorized signatory(ies) who are authorized to vote, to the Scrutinizer by e-mail to cssaket.associates@gmail.com with a copy marked to evoting@nsdl.co.in. Institutional shareholders (i.e., other than individuals, HUF, NRI etc.) can also upload their Board Resolution / Power of Attorney / Authority Letter etc. by clicking on "Upload Board Resolution / Authority Letter" displayed under "e-Voting" tab in their login.
2. It is strongly recommended not to share your password with any other person and take utmost care to keep your password confidential. Login to the e-voting website will be disabled upon five unsuccessful attempts to key in the correct password. In such an event, you will need to go through the "Forgot User Details/Password?" or "Physical User Reset Password?" option available on www.evoting.nsdl.com to reset the password.
3. In case of any queries, you may refer the Frequently Asked Questions (FAQs) for Shareholders and e-voting user manual for Shareholders available at the download section of www.evoting.nsdl.com or call on.: 022 - 4886 7000 and 022 - 2499 7000 or send a request to Ms. Sarita Mote at evoting@nsdl.co.in

Process for those shareholders whose email ids are not registered with the depositories for procuring user id and password and registration of e mail ids for e-voting for the resolutions set out in this notice:

1. In case shares are held in physical mode please provide Folio No., Name of shareholder, scanned copy of the share certificate (front and back), PAN (self-attested scanned copy of PAN card), AADHAR (self-attested scanned copy of Aadhar Card) by email to investordesk@dhampursugar.com.
2. In case shares are held in demat mode, please provide DPID-CLID (16 digit DPID + CLID or 16 digit beneficiary ID), Name, client master or copy of Consolidated Account statement, PAN (self-attested scanned copy of PAN card), AADHAR (self-attested scanned copy of Aadhar Card) to investordesk@dhampursugar.com. If you are an Individual shareholder holding securities in demat mode, you are requested to refer to the login method explained at step 1 (A) i.e., Login method for e-Voting and joining virtual meetings for Individual shareholders holding securities in demat mode.
3. Alternatively, shareholder/members may send a request to evoting@nsdl.co.in for procuring user id and password for e-voting by providing above mentioned documents.
4. In terms of SEBI circular dated December 9, 2020, on e-Voting facility provided by Listed Companies, Individual shareholders holding securities in demat mode are allowed to vote through their demat account maintained with Depositories and Depository Participants. Shareholders are required to update their mobile number and email ID correctly in their demat account to access e-Voting facility.

THE INSTRUCTIONS FOR MEMBERS FOR e-VOTING ON THE DAY OF THE 88TH AGM ARE AS UNDER: -

1. The procedure for e-Voting on the day of the AGM is same as the instructions mentioned above for remote e-voting.
2. Only those Members/ shareholders, who will be present in the AGM through VC/OAVM facility and have not casted their vote on the Resolutions through remote e-Voting and are otherwise not barred from doing so, shall be eligible to vote through e-Voting system in the AGM.
3. Members who have voted through Remote e-Voting will be eligible to attend the AGM. However, they will not be eligible to vote at the AGM.
4. The details of the person who may be contacted for any grievances connected with the facility for e-Voting on the day of the AGM shall be the same person mentioned for Remote e-voting.

INSTRUCTIONS FOR MEMBERS FOR ATTENDING THE 88TH AGM THROUGH VC/OAVM ARE AS UNDER:

1. Members will be provided with a facility to attend the AGM through VC/OAVM through the NSDL e-Voting system. Members may access by following the steps mentioned above for Access to NSDL e-Voting system. After successful login, you can see link of "VC/OAVM" placed under "Join meeting" menu against company name. You are requested to click on VC/OAVM link placed under Join Meeting menu. The link for VC/OAVM will be available in Shareholder/Member login where the

EVEN of Company will be displayed. Please note that the members who do not have the User ID and Password for e-Voting or have forgotten the User ID and Password may retrieve the same by following the remote e-Voting instructions mentioned in the notice to avoid last minute rush.

2. Members are encouraged to join the Meeting through Laptops for better experience.
3. Further Members will be required to allow Camera and use the Internet at a good speed to avoid any disturbance during the meeting.
4. Please note that Participants Connecting from Mobile Devices or Tablets or through Laptop connecting via Mobile Hotspot may experience Audio/Video loss due to Fluctuation in their respective network. It is therefore recommended to use Stable Wi-Fi or LAN Connection to mitigate any kind of aforesaid glitches.

Procedure to raise questions with respect to Annual Report & Speaker Registration

As the 88th AGM is being conducted through VC / OAVM, Members can submit their questions in advance from their registered e-mail address mentioning their name, DP ID and Client ID/folio number and mobile number to investordesk@dhampursugar.com. Members may note that only the questions received by the Company on or before Tuesday, 5th September, 2023, shall be taken up by the Company during the AGM.

Members who would like to speak at the AGM must register themselves as a speaker by sending a request from their registered e-mail address mentioning their name, DP ID and Client ID/folio number and mobile number to investordesk@dhampursugar.com before Tuesday, 5th September, 2023. Those Members who have registered themselves as a speaker will only be permitted to speak at the AGM and they are requested to send their questions along with the speaker registration request.

The Company reserves the right to restrict the number of questions and number of speakers, as appropriate, to ensure the smooth conduct of the AGM.

OTHER INSTRUCTIONS:

1. Persons who have acquired shares and became Members of the Company after the dispatch of the Notice of the AGM but before the cut-off date of 5th September 2023 may obtain their user ID and password for e-voting from the Company or NSDL (Phone: +91-22-24994600). If the member is already registered with NSDL e-voting platform, then he can use the existing User ID and password for casting the vote through remote e-voting.

2. Mr. Saket Sharma, Partner of M/s GSK & Associates, Company Secretaries (Membership No. F 4229, C.P. No. 2565), has been appointed as the Scrutinizer, to Scrutinize the voting process (electronically or otherwise) for the Annual General Meeting (AGM) of the Company in a fair and transparent manner and submit a consolidated Scrutinizer's report of the total votes cast to the Chairman or a person authorized by him in writing.
3. The voting rights of the Members shall be in proportion to their shares of the paid-up equity share capital of the Company as on the cut-off date. In the case of joint holders, only one of the joint holders may cast his vote.
4. The declared results along with the Scrutinizer's Report will be available on the Company's website at www.dhampursugar.com and on the website of the BSE Limited at www.bseindia.com, National Stock Exchange of India Limited at www.nseindia.com and NSDL at www.evoting.nsdl.com, within two working days of passing of resolutions at the Annual General Meeting of the Company and will also be forwarded to the Stock Exchanges where the Company's shares are listed.

IEPF RELATED INFORMATION:

1. Pursuant to the provisions of Sections 124 and 125 of the Act, the Company has transferred, on due dates, all unclaimed dividends up to the Financial Year 2012-13 to Investor Education and Protection Fund ("said Fund") established by Central Government. Pursuant to the provisions of the Investor Education and Protection Fund Authority (Accounting, Audit, Transfer and Refund) Rules, 2016, as amended from time to time ("IEPF Rules"), the Company has uploaded the details of the unpaid and unclaimed amounts lying with the Company on the website of the Company www.dhampursugar.com. Those Members who have not so far claimed their dividend are advised to address their claim to the Company.
2. Pursuant to the provisions of Section 124(6) of the Act and the IEPF Rules, all equity shares of the Company on which dividend has not been paid or claimed for seven consecutive years shall be transferred by the Company to the said Fund as and when due. The details are also available on the Company's website www.dhampursugar.com. No claim shall lie against the Company in respect of those equity shares post their transfer to the said Fund. Upon transfer, Members will be able to claim these equity shares only from the said Fund by making an online application to the IEPF Authority, the details of which are available at www.iepf.gov.in. All correspondence should be addressed to Alankit Assignments Limited, (Unit: Dhampur Sugar Mills Limited), Alankit House| 4E/2 Jhandewalan Extension| New Delhi - 110055.

EXPLANATORY STATEMENT PURSUANT TO SECTION 102 (1) OF THE COMPANIES ACT, 2013**Item No. 4****Payment of Remuneration to the Cost Auditor for the Financial Year 2023-24:**

The Board of Directors in its meeting held on 7th May 2023 upon recommendation of Audit Committee have approved the re-appointment of Mr. S.R. Kapur, Cost Accountant, Meerut (U.P.) as the Cost Auditors to conduct the audit of the cost records of the Company for the Financial Year 2023-24 at a remuneration of ₹2,00,000/- per annum plus applicable taxes and re-imbursalment of expenses incurred / to be incurred on actual basis. In accordance with the provisions of Section 148 of the Act read with the Companies (Audit and Auditors) Rules, 2014, ratification for the remuneration payable to the Cost Auditors for the Financial Year 2023-24 by way of ordinary resolution is being sought from the members as set out at item no. 4 of the Notice.

The Board recommends the Ordinary Resolution as set out in item no. 4 of the notice for approval by the Members.

None of the Directors or Key Managerial Personnel of the Company or their relatives is, in any way, concerned or interested in the resolution set out in item no. 4 of the Notice.

Item No. 5**Payment of Commission to Non- Executive Independent Directors of the Company:**

Non-Executive Independent Directors have been contributing towards the improved performance of the Company by providing their valuable time, expertise and advice to the Board of Directors.

The Board of Directors in its meeting held on 7th May 2023, have recommended for the payment of Commission up to 1% of the Net Profits for the Financial Year 2022-23 of the Company to be paid to such Non-Executive Independent Directors, as a gesture of acknowledging their contribution.

As per provisions of the Companies Act, 2013, approval of shareholders for payment of commission to Non-Executive Independent Directors, by way of Special Resolution is being sought from the members as set out in item no. 5 of the notice.

The Board recommends the Special Resolution as set out in Item no. 5 of the notice for approval by the Members.

None of the Directors or Key Managerial Personnel of the Company or their relatives except Non-Executive Independent Directors i.e., Mr. Mahesh Prasad Mehrotra, Mrs. Pallavi Khandelwal, Mr. Anuj Khanna, Mr. Yashwardhan Poddar and Mr. Satpal Kumar Arora, being recipient of the proposed commission are interested in this resolution.

Brief Profiles of Directors as required under regulation (3) of Regulation 36 and of the SEBI (Listing Obligations and Disclosure Requirements), Regulations 2015 and in terms of Secretarial Standard-2 issued by the Institute of Company Secretaries of India in respect of the Director seeking re-appointment in Annual General Meeting.

Sr. No.	Particulars	Mr. Gaurav Goel
1.	Date of Birth	24th September, 1973
2.	Date of Appointment/ Reappointment	Appointed on 4th April, 2007 and Re-appointed on 1st April, 2023
3.	Educational Qualification	Graduate
4.	Experience and Expertise in specific functional Areas	Mr. Gaurav Goel is Promoter and Managing Director of the Company, Mr. Goel has experience of more than two decades in the Sugar Industry. He has been associated with the Board since 1994. He is a Business Management Graduate from the United Kingdom and has graduated with a certificate for the Owner/President Management Program (OPM) at Harvard Business School. He is a Member and Past President of the Indian Sugar Mills Association and Indian Sugar Exim Corporation Ltd. He has served as the Chapter Chair of Young Presidents' Organization (YPO Delhi) and EO Delhi. He is also the Chairman of the Green Sugar Summit held by CII.
5.	List of other public Limited Companies in which directorships held.	<ol style="list-style-type: none"> 1. Goel Investments Limited 2. Mangalam Cement Limited 3. Indian Sugar Exim Corporation Limited 4. Saraswati Properties Limited 5. Ujjwal Rural Services Limited
6.	Name of the listed entities from which the person has resigned in the past three years	Dhampur Bio Organics Limited
7.	Chairman/Member of the Committees of the Board of Directors of the Company	<ol style="list-style-type: none"> 1. Audit Committee – Member 2. Stakeholders Relationship Committee – Member 3. Risk Management Committee -Chairman 4. Corporate Social Responsibility Committee – Member 5. Management Committee of the Company - Member
8.	Chairman/Member of the Committees of the Board of Directors of other Companies	
	a) Audit Committee	Mangalam Cement Limited
	b) Stakeholder Relationship Committee	Mangalam Cement Limited
9.	No. of Equity Shares held in the Company	50,16,904
10.	Number of Board Meetings attended during the year.	5
11.	Terms and Conditions of appointment /re-appointment along with remuneration sought to be paid.	Re-appointment as a Executive Director under sec 152(6) of Companies Act 2013.
12.	Remuneration last drawn	For remuneration details please refer Corporate Governance Report.
13.	Relationship with other Directors, Manager and Key Managerial Personnel	Mr. Ashok Kumar Goel- Father
14.	In case of Independent Directors, the skills and capabilities required for the role and the manner in which the proposed person meets such requirement	N.A.

By Order of the Board
For Dhampur Sugar Mills Limited

(Ashok Kumar Goel)
Chairman
(DIN:- 00076553)

Place: New Delhi
Date: 7th May, 2023



**Building
sustainability
into profitability**

Forward-looking statement

In this Annual Report, we have disclosed forward-looking information to enable investors to comprehend our prospects and take informed investment decisions. This report contains statements – written and oral – that we periodically, ‘projects’, ‘intends’, ‘plans’, ‘believes’ and words of similar substance in connection with any discussion of future performance. We cannot guarantee that these forward-looking statements will be realised, although we make, contain forward-looking statements that set out anticipated results based on the management’s plans and assumptions. We have tried wherever possible to identify such statements by using words such as ‘anticipates’, ‘estimates’, ‘expects’ believe we have been prudent in our assumptions. The achievement of results is subject to risks, uncertainties and even inaccurate assumptions. Should known or unknown risks or uncertainties materialise, or should underlying assumptions prove inaccurate, actual results could vary materially from those anticipated, estimated or projected. Readers should bear this in mind. We undertake no obligation to publicly update any forward-looking statements, whether as a result of new information, future events or otherwise.

Contents

02	Corporate snapshot
08	How we strengthened our financial performance over the years
12	Managing Director’s overview
15	Chief executive officer’s perspective
17	Chief financial officer’s performance overview
20	Making a change in our identity: Moving from commodity to value-added products
21	How Dhampur is driving the capital efficiency of its business through various initiatives
23	Our integrated value-creation report
29	How we are building a stronger future-facing Dhampur
30	Human capital at Dhampur
32	What Dhampur Sugar employees have to say about working with the Company
33	Dhampur’s commitment towards health, safety and environment
34	Community involvement at Dhampur
36	Management discussion and analysis
56	Board Report
82	Business responsibility & sustainability report (BRSR)
124	Report on corporate governance
143	Standalone financial statements
233	Consolidated financial statements

Building sustainability into profitability

Dhampur Sugar Mills Limited was demerged into two companies two years ago.

This demerged company (name retained as Dhampur Sugar Mills Limited) has set about strengthening its business model through a deeper focus on sustainability.

This priority is being addressed by growing existing initiatives and businesses while entering new ones.

This combination of sustainability and profitability is expected to strengthen the Company's performance across market cycles and enhance stakeholder value.

CORPORATE SNAPSHOT

Dhampur Sugar Mills Limited is a distinctive player in India's sugar sector.

The word 'Dhampur' has been associated with venturing first into new directions within India's sugar sector.

Among the first to commission a modern sugar mill nine decades ago.

Among the first in the sugar sector to manufacture chemicals.

Among the first to explore non-sugar revenues in its growth story.

The time has come for the Company to reinforce this pioneering platform.

The Company is engaged in venturing into the manufacture of value-added products.

This is expected to transform the Company's identity, profitability and sustainability.

Our vision

To optimise our resources to innovate and humanise our growth for a sustainable tomorrow.

Our mission

To grow dynamically with

trust, enriching the lives of all stakeholders.

Professionalism

Integrity: Trusted partnership

Commitment: Be responsive

Accountability: Take ownership

Our background

Dhampur Sugar Mills Ltd is a leading company in India's organised sugar industry, established by Lala Ram Narain in 1933 with a daily cane processing capability of 300 Tonnes. The Company is now one of India's most established and comprehensive sugar companies, producing sugar, ethanol, chemicals and co-generated power.

Our objectives

- To retain our expertise in sugar production with efficiency and the production of complementary products, using by-products optimally
- Improved efficiency and utilization of resources
- Attract and retain a competent and seasoned workforce
- Establish a strong governance

foundation for the business.

- Nurture relationships with the communities near our production sites.

Our manufacturing capacities

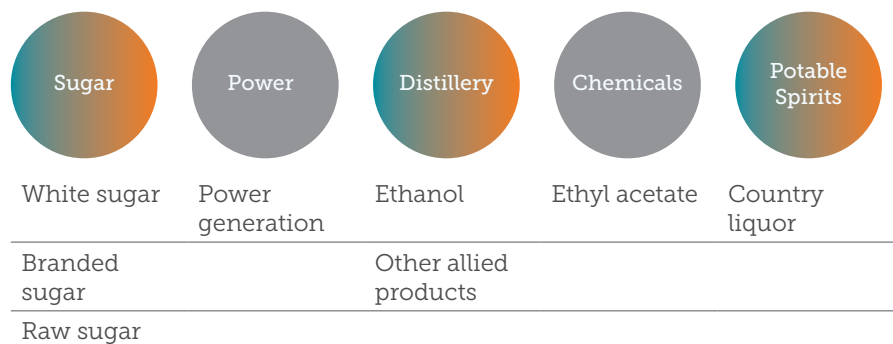
Dhampur Sugar Mills Ltd possessed a daily cane processing capacity of 23500 Tonnes as on March 31, 2023. Its distillery possessed a capacity of 350 KLPD, including a 130 KLPD expansion in the last quarter of FY 23. The power generation capacity was 121 MW by the close of the year under review.

Our presence

The Company enjoys a presence across western Uttar Pradesh, an area prominent for abundant cane. Its two production units are located in Dhampur and Rajpura with a combined capacity of 23500 TCD.

Our products range

The Company produces sugar and utilizes by-products bagasse and molasses in its distillery and co-generation segments. This diversified offering has broadbanded the Company's portfolio, enhancing sustainability.



Passion to excel

Determination: Lead change and walk the extra mile for value adding team

Work: Build strength through a shared vision

Learning & Innovation: Innovate through learning

Respect

Diversity & Inclusiveness: Provide equal opportunity

Value time: Punctuality in all areas

Humanity: Be sensitive and generate energy

Act responsibly

Business ethics: Apply ethical principles

Corporate citizenship: Fulfill social, economic & legal responsibilities

Corporate governance: Drive fairness, accountability, responsibility and transparency

Our talent

The Company consists of a talented workforce. Over 55% of the Company's employees had been with the organization for 20 years at the end of FY 2022-23. Their skillset encompassed expertise in agriculture, manufacturing, IT, research, finance and other areas. The Company's employees were 1,193 as of March 31, 2023.

Our vendors

The Company enjoys long-term engagements with sugar cane farmers. This ensures an abundant – and growing – access to sugar cane, the bedrock of the Company's operations. The number of farmers with whom the Company enjoyed active relationships was 141437 as of March 31, 2023. The Company procured cane worth ₹1351.11 crores in FY 23.

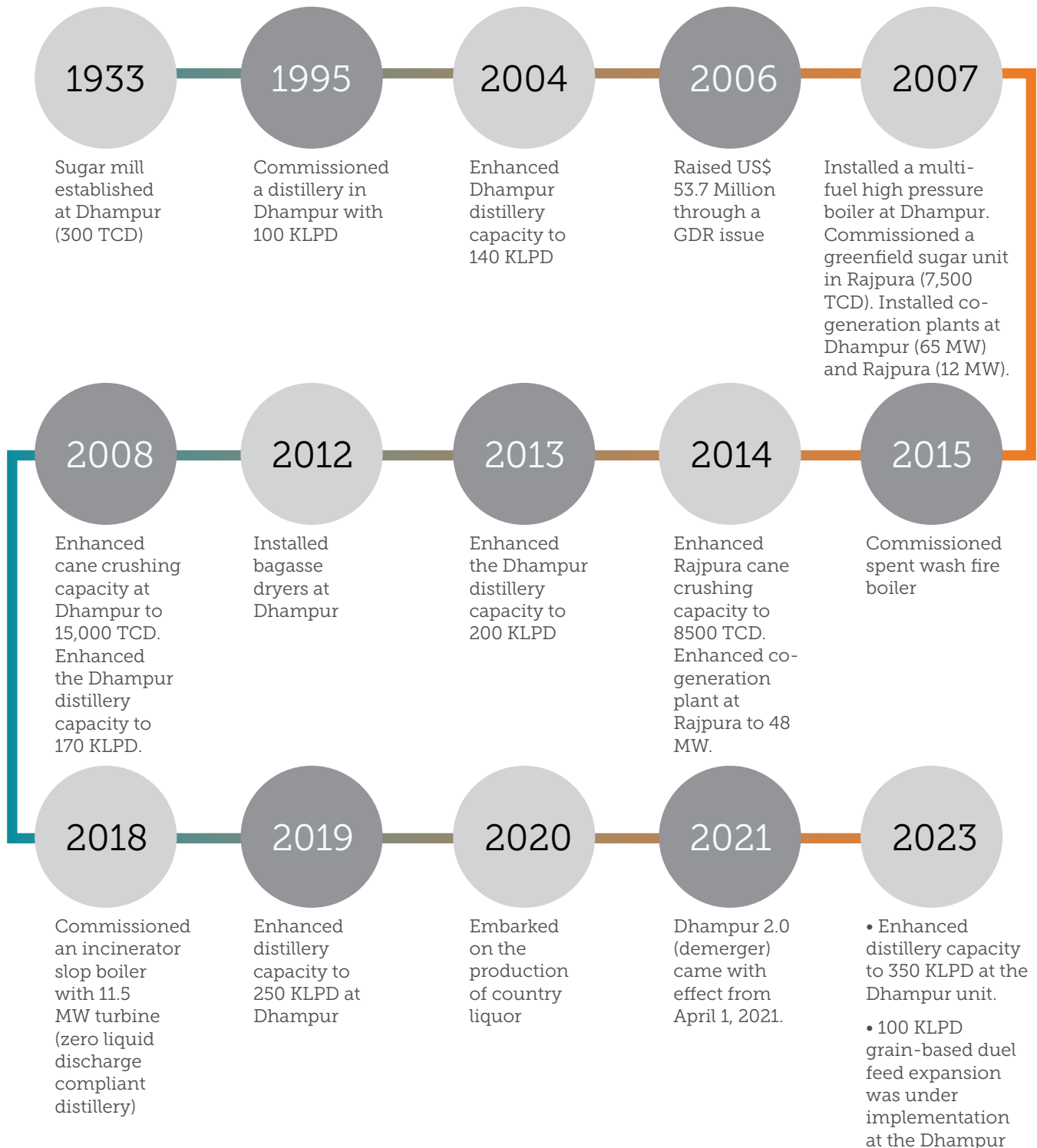
Our listing

The Company's shares are listed on both the National Stock Exchange and Bombay Stock Exchange. On March 31, 2023, the Company was valued at ₹1484 crores on NSE.

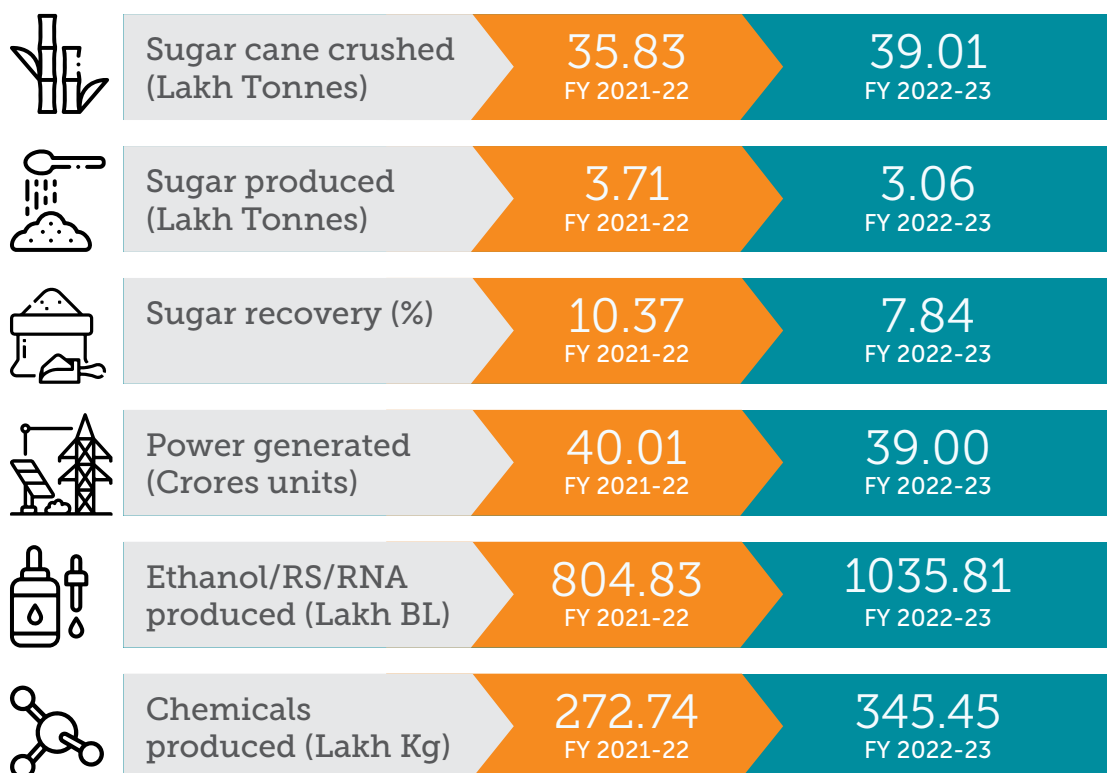
	Capacity	Consolidated	Dhampur	Rajpura
Sugar crushing (TCD)		23500	15000	8500
Renewable energy (MW)		121 (surplus ~55)	73	48
Distillery (On 'C' heavy)(KLPD)		350	350	
Chemicals (Tonnes per day)		140	140	
Potable spirit (cases per day)		14000	14000	

*Commissioned a 130 KLPD distillery expansion on February 5, 2023.

Our milestones



This is how we grew our operations in FY 23



This is how our operational growth translated into income in FY 23

This is how our operations generated a surplus in FY 23

Business segments	Revenue (₹ Crores)		PBIT (₹ Crores)	
	FY 2021-22	FY 2022-23	FY 2021-22	FY 2022-23
Sugar	1451.79	1937.22	54.18	61.66
Power	213.02	217.05	82.40	81.57
Distillery	426.96	596.06	131.90	131.98
Chemicals	277.65	302.40	19.62	22.77
Potable spirit	290.67	463.88	(0.78)	(1.01)
Others	101.57	237.04	1.16	5.66

How we strengthened our financial performance over the years

2162.98 2874.02



FY 22 FY 23

Revenues (₹ Crores)

Definition

Revenue is the income generated by a business from its main operations before the deduction of costs and expenses.

Why is this measured?

It is an index that showcases the Company's competitiveness in servicing customers with various cane-derived products - an effective indicator in comparing the Company's size with competing firms.

What does it mean?

This indicates the capacity of the Company to carve out market presence cum share, a foundation on which to amortise fixed costs.

Value impact

Aggregate sales increased by 32.87% to ₹2874.02 Crores in FY 2022-23, mainly due to higher sugar sales by 0.68 Lakh Tonnes compared to FY 2021-22.

302.03 318.81



FY 22 FY 23

EBITDA (₹ Crores)

Definition

Earnings before the deduction of interest, depreciation, extraordinary items and tax.

Why is this measured?

It is an index that showcases the Company's ability to generate a surplus following the expensing of operating costs.

What does it mean?

Provides a robust platform for the Company to build on.

Value impact

The Company reported a 5.56% increase in its EBITDA in FY 2022-23.

144.03 157.99



FY 22 FY 23

Net profit (₹ Crores)

Definition

Profit earned during the year after deducting all expenses and provisions.

Why is this measured?

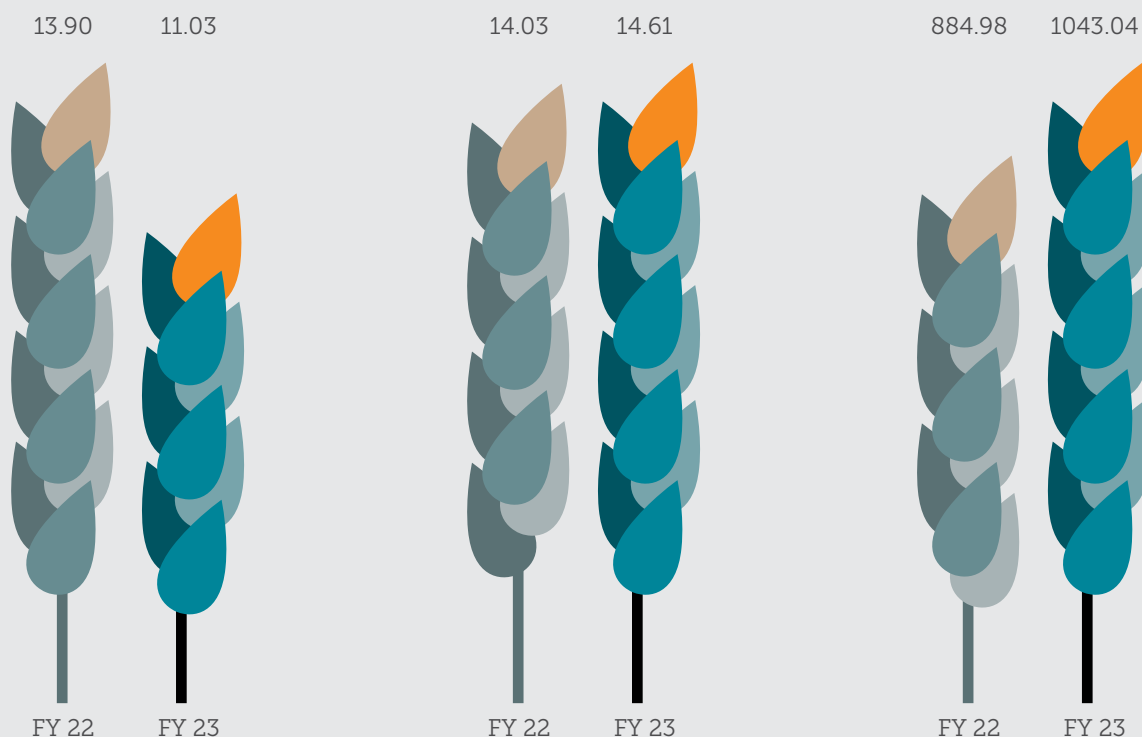
It highlights the strength of the business model in generating value for shareholders.

What does it mean?

Ensures that adequate cash is available for reinvestment and allows the Company's growth engine to sustain momentum.

Value impact

The Company reported a 9.69% increase in its net profit in FY 2022-23.



EBITDA margin (%)

Definition

EBITDA margin is a profitability ratio used to measure a company's pricing strategy and operating efficiency.

Why is this measured?

The EBITDA margin provides a perspective of how much a company earns (before deduction of interest, depreciation and taxes) on each rupee of sales.

What does it mean?

Demonstrates buffer in the business which, when multiplied by scale, enhances the surplus.

Value impact

The Company reported a 11.03% EBITDA margin during FY 2022-23.

ROCE (%)

Definition

It is a financial ratio that measures a Company's profitability and the efficiency with which its capital is employed in the business.

Why is this measured?

ROCE is a useful metric for comparing profitability across companies based on the amount of capital they use – especially in capital-intensive sectors.

What does it mean?

Enhanced ROCE can potentially drive valuations and perception.

Value impact

The Company reported 14.61% ROCE during FY 2022-23, a 58 bps increase over the previous year.

Net worth (₹ Crores)

Definition

This is derived through the accretion of shareholder-owned funds.

Why is this measured?

Net worth indicates the financial soundness of the Company – the higher the better.

What does it mean?

This indicates the extent of shareholder funds available within the Company to grow the business.

Value impact

The Company's net worth strengthened 18% during the year under review.

Our key financial ratios

Ratio	FY 2021-22	FY 2022-23
Raw material costs/ Total turnover* (%)	71	76
Overheads/Total turnover* (%)	19	15
PBDIT/Total turnover* (%)	16	13
Interest/Total turnover* (%)	3	2
Interest cover (times)	6.02	7.26
PBDT/Total turnover*	13	11
Cash profit/ Total turnover*	11	10

*Total turnover considered net of excise duty on sales



Balance Sheet ratios

Ratio	FY 2021-22	FY 2022-23
Debt service coverage ratio	2.67	2.80
Debt-equity ratio	0.99	0.70
Inventory turnover (times)	2.35	3.14
Current ratio	1.12	1.24
Net capital turnover ratio (times)	18.11	15.00
Return on Equity	17.31%	16.39%

Growth

Parameter	FY 2022-23
Growth in turnover (%)	32.87
Growth in PBDIT (%)	5.56
Growth in cash profit (%)	8.25

Building sustainability into profitability

Charting a new direction of scale, scope and sustainability



Overview

At Dhampur Sugar, we are at that point in our existence where we are redefining everything, including our core identity.

For decades, Dhampur was respected as a sugar company; the time has come when we position ourselves around a broader identity.

There is a critical reason for this re-appraisal. Following the introduction of the National Biofuel Policy 2018, the Company has selected to increase the distillery

proportion of its revenues. The result is that what was principally a sugar company is now being classified by the investing markets as a biofuels and energy organization.

At Dhampur, we are convinced that our focus lies in maximizing value from a stick of cane. Even as we have specific projects that we are presently working on, the reality is that we are strategically product-agnostic; the proportion of distillery revenues at 16% of our total revenues in FY 23 should increase

to 23% of our total revenues by the time the full impact of the distillery expansion has been achieved.

Distinctive strategy

The reasons why we believe in the product and resource agnosticism of our business strategy are as follows.

One, we will continue to shift from sugar manufacture to ethanol as long as the financial (and market) dynamics favour the latter in terms of direct realisations and working capital-lightness. As long as this reality continues, we will utilize the B-heavy molasses generated from sugar manufacture to produce ethanol. Interestingly, we will do more than that; we will sacrifice the production of some sugar and utilize the cane syrup (that would otherwise have been invested in sugar manufacture) to produce ethanol instead. We possess fungible capacity; more importantly, we are now possessed of a mindset that is committed to maximise Return on Capital Employed.

Two, we enjoy a flexibility to manufacture ethanol from a mix of three resources based on their availability and cost. We are empowered to manufacture ethanol directly from cane syrup which means that in this case we make less sugar but focus on enhancing the output of ethanol. We achieved this during the year under review from a part of our sugarcane availability. We are positioned to utilize B-heavy molasses during the course of the sugar season/off season, making it possible to manufacture sugar and

ethanol. We are investing in the flexibility to manufacture ethanol from grain, making it possible for us to operate our distillery through the non-sugar months of the year, enhancing our capacity utilization and Return on Capital Employed.

Three, we believe that the largest markets, superior realisations, maximised value-addition and corporate respect will be best achieved if we utilize our cane resource for the downstream manufacture of other value-added products. These products possess an ample adjacency room (which means one can move synergically from one product to another) and enjoy a vast operating headroom.

Four, the Indian government plans to replicate its ethanol success in the area of compressed biogas. The government is contemplating capital support for biomass aggregation, laying of gas pipelines, and mandating that natural gas marketers blend their output with a proportion of biogas by 2027. To ensure that all the biogas produced by CBG plants is sold, the government may mandate

city gas distributors to sell biogas equal to a certain percentage of the total volume marketed. There could be open access for CBG, which would allow a producer in one city gas area to sell its output to a customer in another area, as per media reports. This opens yet another room for the Company to enter, utilizing process gases and resources.

If there is one thing that these options and possibilities mean for our company, it is a premium on the need for sustained cane development.

Back to the roots

In view of this, Dhampur is going back to its roots, literally and metaphorically. The Company has strengthened its cane development team in terms of people recruitment and organizational centrality; it has reinforced this team with technology tools, reporting practices and enunciated targets. The result is that we are surveying farmer fields using technology; we are engaging with farmers to turn a larger part of their farms to cane



Interestingly, we will do more than that; we will sacrifice the production of some sugar and utilize the cane syrup (that would otherwise have been invested in sugar manufacture) to produce ethanol instead.

MANAGING DIRECTOR'S
OVERVIEW CONTINUED

(from competing crops); we are providing farmers with subsidised high-yielding seeds and crop nutrients; we are advising farmers on the most modern agricultural practices; we are standing by as their friend-philosopher-guide; we are addressing disease incidence on their farms with our corporate urgency. The bottom line: cane growing has been possibly the most profitable cash crop across the last decade in western Uttar Pradesh; our various initiatives are directed to making this crop even more attractive to grow and convenient to raise across our command areas.

I would like to communicate that our intensive cane development programmes, conducted across the decades, continue to yield excellent results. Our cane crush has increased over the years by focusing on cane growing practices, which result in higher cane yield in the Dhampur plant, thereby increasing cane availability. We are confident that our concerted cane development activities in Rajpura command area will ensure that we generate a growing throughput from this pocket year-on-year across the coming years.

New platform

The new platform that we are building – the theme of this annual report – will take time to completely translate into superior tangible outcomes. However, starting FY 24, we expect to capitalize on the expanded distillery performance being reflected across the entire year. Across the foreseeable future, the management will allocate its investment in other value-added products (for which a new Chief Executive Officer with relevant experience has been appointed) and compressed bio-gas.

The optimism that I will share is that the Company is headed in the right direction; the incremental surplus generated will be used initially to bring down debt and thereafter to invest in new product programs. We believe that by the virtue of low debt on the one hand and an attractively profitable multi-product portfolio on the other, the Company will be attractively placed to build stakeholder value in a sustainable way.

Gaurav Goel, Managing Director



We will sacrifice the production of some sugar and utilize the cane syrup (that would otherwise have been invested in sugar manufacture) to produce ethanol instead.

CHIEF EXECUTIVE OFFICER'S PERSPECTIVE

Dhampur: Seeking to enhance sustainable value through increased investments in green energy

How the Company is exploring options of entering the Specialty Chemicals business



Overview

At Dhampur Sugars, we have been constantly leveraging technological advancements to optimize our production processes. Our company has been driven by a vision to not only meet, but surpass, industry benchmarks. Over the past year, we witnessed significant progress in our operations, thanks to the dedication of our exceptional team. Through their tireless efforts and unwavering commitment, we surpassed previous records and set a new standard in cane crushing

efficiency.

During the recently concluded sugar season, our Dhampur unit achieved the highest ever crushing quantum in its history, surpassing expectations. This not only demonstrates our operational prowess but also highlights the potential of our state-of-the-art facilities, combined with our skilled workforce, that worked tirelessly to achieve this remarkable milestone.

Having successfully commissioned our new ethanol capacity, we have

been constantly evaluating options of enhancing our Bio-energy portfolio with a view to contribute to the government vision of 'Atmanirbhar Bharat'. In line with this endeavor, we expanded our capacity of green ethanol in the last year. Our grain-based ethanol plant is under commissioning.

Our country has outlined a target of 20% ethanol blending by 2025, which would require doubling the national ethanol requirement. We see this as a potential business opportunity and are evaluating further expansions in our ethanol capacity in coming times.

In addition to ethanol, we are also actively evaluating the possibility of value-addition from our waste streams like press mud & distillery spent wash incineration boiler ash within the next 12-18 months.

In the coming year, our focus will be to make our plants more robust, enhancing the efficiency of our current operations, primarily focusing on plant up-time enhancement and resource utilisation efficiency improvements.

Furthermore, we initiated a comprehensive evaluation of the specialty chemicals business as a potential avenue for growth. This strategic move is driven by our commitment to enhance shareholder value and seize opportunities in related industries. We identified key areas within the specialty chemicals sector where our expertise and resources can generate a competitive advantage. Our goal is to leverage our knowledge of bio-energy processes and explore synergistic operations that align with our sustainability objective.

Our entry into the specialty chemicals business will be underpinned by rigorous market analysis, risk assessment, and careful strategic planning. We understand the importance of a thorough due diligence

and prudent decision-making leading to long-term success. We are confident that this diversification will enable us to unlock new revenue streams, enhance our market position, and drive sustainable growth for our stakeholders.

Other businesses

At Dhampur, even as Specialty Chemicals could help build a new organization, we have a number of initiatives to take our existing businesses ahead.

One, the Company is evaluating prospects to enter the business of compressed bio-gas. The Indian government intends to announce a policy whereby compressed bio-gas is compulsorily blended with natural gas being marketed to onstream users. The elements of this policy, woven around the successful ethanol approach, could strengthen returns for investee companies.

Two, the Company intends to build on its successful experience in marketing branded refined sugar. The Company had launched the successful Dhampure brand (which was given away to the demerged company a couple of years ago). The Company re-entered this segment with the launch of the Mishti sugar brand, marketed in multi-sized packaging (one to five kgs). This extension will help the Company generate a premium on sugar realisations and capitalize on the growth in India's organised retail sector.

Three, the Company invested ₹150 crores to expand its ethanol capacity by 50% during the fourth quarter of the last financial year. The Company will seek to maximise the proportion of ethanol manufactured from cane syrup, which should prove to be more profitable than the conventional use of B-heavy molasses in ethanol manufacture. The Company also invested in using grain as

feedstock, which should empower the Company to run operations through the year. The Company also seeks to enhance its cane crushing capacity and deepen its cane development activity.

Four, the Company is evaluating the prospects of entering the downstream manufacture of sugar-based food products, building a larger synergic portfolio.

Five, the Company is evaluating the possibility of entering the manufacture of agro-chemicals, marketed to farmers, a constituency that the Company has serviced for decades and among whom it enjoys considerable goodwill.

Six, the Company intends to deepen cane development, which is expected to generate incremental cane from its command areas. The enhanced cane availability is expected to widen the Company's resource foundation, making it possible to venture into other synergic cane-based businesses.

Conclusion

At Dhampur, virtually all the investments going into our business will be generated from within. The strategic shift in increasing ethanol output (over sugar) is expected to enhance cash flows. This increased surplus availability will strengthen the role of net worth in business growth, the lowest cost of business expansion.

We believe that entering new businesses using net worth will help us create a new growth platform that will not only graduate us into the next orbit but also make our company more profitably sustainable across market cycles.

Anant Pande, *Chief Executive Officer*

CHIEF FINANCIAL OFFICER'S PERFORMANCE OVERVIEW

The new Dhampur: Positioned around long-term counter-cyclical, profitability and sustainability

How we have transformed the DNA of our company



Overarching message: The overarching message is that the Company continued to build on its business during the year under review on all fronts, be it enhanced raw material availability, recovery, timely projects commissioning, alternating its revenue mix, enhancing cash flows and growing the business with minimal incremental debt.

The Company successfully continued to achieve new milestones, making it yet another growth year. The improvement in performance was a validation

of the Company's maturing, evolved personality and enhanced competitiveness. The Company intends to fund its prospective capital expenditure majorly through internal accruals, creating a foundation of business sustainability; the Company expects bank borrowings to moderate following a shift in the portfolio and revenue mix.

Profitable growth: During the last financial year, the Company reported growth in all segments, a validation of the evolving personality (towards biofuels). The

Company reported 32.87% revenue growth and 9.69% increase in PAT, a validation of its profitable model.

Respect: At a time of personality transformation, your company sustained its credit rating at IND A+/Stable for its borrowings as appraised by India Ratings & Research. This validated the Company's personality, performance and direction. This rating is expected to empower the mobilisation of competent talent, prospective knowledge partners and low-cost debt (if needed).

Capital efficiency: The Company reported superior capital efficiency, despite a major distillery expansion having been commissioned in the last quarter of the year under review. EBITDA increased by 5.56%. PAT increased by 9.69% and Cash Profit increased by 8.25%. The positive alignment of these numbers indicates that the Company continued to report a superior utilisation of resources deployed.

The Company strengthened its Balance Sheet. Net worth strengthened from ₹884.98 crores to ₹1043.04 crores during the year; total net debt (including working capital) declined 17.63%. The average cost of gross debt was 5.33% while the Company generated an average 16.39% Return on Equity.

The strengthened business was derived from long-term priorities: brand, economies of scale, operational controls and vendor engagement (arising out of timely remuneration for cane). The clarity of this approach created a scalable foundation – the larger the cane procurement, the better the throughput and the higher the profitability. The income generated by the Company was mainly from the sale of sugar, ethanol, chemicals, co-generated power and potable spirits. The Company may increase sugar sacrifice, producing incremental ethanol with higher profitability

vis-à-vis sugar. The grain-based distillery, being commissioned, is expected to enhance distillery capacity utilisation across the year (including non-cane-crushing months), strengthening the Return on Gross Block.

The Company will seek to maximize capital efficiency through net worth-funded growth,

investment in businesses or expansion projects with a shrinking payback, value-addition and lower working capital outlay.

Margins: During the last financial year, the Company's EBITDA increased by 5.56% following an increase in sales across all businesses.

Year	FY22	FY23
EBITDA (₹ Crores.)	302.03	318.81

Liquidity: The Company seeks to maximize the use of accruals, eliminating its dependence on borrowed funds. During the year under review, the Company utilised about 40% of its sanctioned short-term/working capital loans, which made it possible to moderate interest outflow and enhance profitability. By the virtue of evolving the product mix in favour of ethanol, the Company

shortened its working capital cycle and enhanced value-addition. This approach reflected in optimum cash flows. The Company repaid ₹119.80 crores of long-term debt during the last financial year including a prepayment of ₹21.50 crores of debt while it invested ₹112.51 crores in projects through an optimum mix of internal accruals and low cost debt, a precursor to higher cash flows.

Cash and cash equivalents

As on 31 March	FY22	FY23
Cash and cash equivalents (₹ crores)	44.55	38.44

Exports: The Company is a sugar producer that services global demand for the sweetener. Around 7.06% of the Company's revenues were derived from exports (based on quotas allocated by the government). Exports represented

the Company's competence in being able to provide quality material on time and in full. Exports made it possible for the Company to reduce its working capital engagement and related loans through timely receipts.

Exports

Year	FY22	FY23
Export as a % of revenues	8.67	7.06

Realisations: The Company generated 3.65% increase in sugar realisation per tonne and 8.68% increase in distillery revenues per litre.

Average realisation

Year	FY22	FY23
Average realisation per MT of sugar (₹)	33479	34700
Average realisation per litre of ethanol (₹)	58.18	63.23

Debt management: The Company's total debt declined from ₹879.12 crores to ₹725.90 crores; net worth strengthened from ₹884.98 crores to ₹1043.04 crores; gearing declined from 48.73% in FY 2021-22 to 40.36% in FY 2022-23 as the Company grew net worth on the one hand and used short-term debt to address a smaller working capital outlay on the other. The capital expenditure notwithstanding, the Company is proceeding to a lower net debt. The average cost of debt

on the Company's books was 5.33% during the year under review, which included subvention loans from the government for various projects including that for distillery expansion to address the country's fuel blending needs). By the virtue of investing in ethanol manufacture that generates sales within a compressed time, the Company is moderating working capital outlay and repaying related debt - a shareholder value-accretive approach.

Debt repayment

Year	FY22	FY23
Debt repaid (₹ crores)	95.45	119.80

Debt cost

Year	FY22	FY23
Average debt cost %	4.98	5.33

Gearing

Year	FY22	FY23
Debt-equity ratio	0.99	0.70

Capital expenditure: The Company continued to invest in productive assets. Significant investments were made in distillery that was commissioned in the last quarter of FY23 and grain-based distillery that will be commissioned in the first quarter of FY 24. Besides distillery the Company also made investment

in sugar plant for improving efficiencies by reducing steam consumption. This capex addressed the need to enhance capacity, increase the proportion of value-added products and moderate costs. The Company spent ₹227.56 crores in capex during the year under review.

Capital expenditure

Year	FY22	FY23
Capital expenditure (₹ crores)	112.22	227.56

Working capital management:

Our focus is superior working capital management. We endeavour to draw optimum working capital, which turns out to be drawal of less than the sanctions provided by the banks. During the course of the year under review, the Company drew only 40% of its sanctioned working capital limits. There was optimum working capital management during the year under review. Working capital as a proportion of the total capital employed was 38.25% and 42.56% in the last two years; the proportion of inventory in the working capital outlay was 69.14% and 76.55% respectively. The working capital holding reduced from 129 days of turnover equivalent in FY 2021-22 to 89 days in FY 2022-23. The Company's inventory holding period reduced from 146 days to 86 days during the year under review.

Accruals management: Capital discipline is central to the Company's sustainability. The Company generated ₹237.50 crores in cash profit during the year under review. Some 16.77% of this availability was returned to shareholders as dividend. Of what was left, the Company invested ₹112.51 crore 47.37% through internal accruals in its business by way of capital expenditure.

Way forward: The Company's net worth was ₹1043.04 crore as on March 31, 2023, with ₹217.05 crore long-term debt and ₹508.85 crore in short-term debt. The Company's large net worth was the outcome of a build-up in surpluses. This net worth implies relative de-risking; it provides the Company patient and resilient capital to invest in its other growth opportunities across the foreseeable future.

Susheel Kumar Mehrotra, *Chief Financial Officer*

OUTLOOK

Making a change in our identity: Moving from commodity to value-added products



Overview

In 1991, the Company was among India's first sugar companies to venture into chemical production, utilizing the molasses byproduct from sugar cane processing to create a new business.

Since then, the Company has produced ethyl acetate, validating its competence.

The time has come for the Company to broaden its expertise by venturing into more value-added products, aligned with its commitment to maximize the value derived from every cane stick. This strategic move aims to diversify revenues and cater to a wider range of downstream customers.

This evolution will enhance the Company's vertical integration

and improve Return on Capital Employed, enhancing value for all stakeholders.

This shift towards value-added products, driven by a solid foundation in agriculture, is expected to enhance the Company's reputation, recall and recognition within the industry.

STRATEGIC DIRECTION

How Dhampur is driving the capital efficiency of its business through various initiatives

A complement of these initiatives is expected to enhance profitability in a sustainable way



Cane development: At Dhampur, a sizable part of our annual expenditure is allocated for cane development. It is our conviction that there is no aspect of our business that generates as high a return as cane development, cascading into a range of downstream upsides. The objective of our cane development is four-fold: increase the coverage of cane across our command areas and generate a larger cane share among farmers; support farmers with a

range of activities that enhance farm yield; help farmers protect their crop against disease; explore the use of advanced cane varieties that represent the next cane generation.

At our company, we believe there is operating headroom for cane growth across our Rajpura command area; the Company is engaged in aggressive cane development that is likely to generate enhanced output to feed our growing cane appetite.

Disciplined capital allocation: At Dhampur, we recognise that we are moving from a period of challenged surplus towards enhanced liquidity. During this transition, there will be a premium on how we allocate our surplus. The options are varied: repay all debt (short- and long-term), reinvest in cane development followed by distillery expansion; extend the business into adjacent areas like speciality chemicals (or others); reward shareholders. This capital allocation will be made around the following priorities: returns to be comparable or higher than the existing businesses of the Company; returns to be sustainably attractive; returns to be protected by a relatively high cost of entering that niche by intending competitors; growth to be sustained by a knowledge of the niche; growth to be driven by a widening presence into adjacent business spaces.

Rightsized: The Company has consistently put a priority on optimal returns from investments. This disciplined capital allocation was best reflected in an optimal size of investment in cane crushing, distillery, chemicals and co-generation capacities. The capacities were right-sized with an overriding priority: that the Company should completely utilize all the resources generated within – neither having an excess of byproducts that would need to be sold in the market and nor have a shortage that would need to be plugged by procurement. This rightsizing is one of the most important reasons for superior returns per cane stick and invested rupee.

Portfolio broadbasing: Even as the

Company is present in a range of businesses - sugar, power, ethanol, chemicals, and potable spirit – the common thread running through them is a common resource (cane). We believe that this broadbased presence represents inherent de-risking: providing the business with the flexibility to capitalize on ethanol realisations at a time of relative weakness in the sugar market. During the last few years, this broadbasing has been facilitated by the ability to switch from sugar to ethanol manufacture and vice versa, based on prevailing realisations, strengthening overall profitability.

Ethanol bias: Incentivised by the National Biofuel Policy 2018, the Company has selected to increase its investments in the manufacture of ethanol. This reflected in a sharp increase in distillery capacity in the last five years – from 200 KLPD to 350 KLPD by the end of the last quarter of the current financial year. This increased investment is expected to translate into higher profit share from ethanol over sugar, accelerating reinvestments derived from the surplus. In the past, the Company generated ethanol through the byproduct molasses that was derived from cane crushing in the process of sugar manufacture. The Company has started to replace this conventional option with ethanol manufactured directly from cane syrup, generating a superior return. Going forward, the Company proposes to enhance ethanol production directly from cane syrup, sweating the new distillery commissioned in the last quarter of year under review and strengthening profitability.

During the year under review, the Company 'sacrificed' 8.09 tonnes of sugar cane and produced 66197 KL of corresponding ethanol instead from the syrup route.

Strong Balance Sheet: The transformation arising out of our enhanced distillery capacity and a larger proportion of revenues being derived from ethanol is being reflected in our Balance Sheet. A significant change is likely to emerge in the quality of our Balance Sheet as we enhance the proportion of our revenues from ethanol: we expect quicker receivables, smaller working capital outlay (lower than that sanctioned by lending banks) resulting in lower interest outflow, enhanced liquidity and a greater proportion of capacity creation being funded out of our earnings. We believe that this reorganisation will graduate us to our desired ideal of a growing Profit & Loss Account on the one hand and an optimum sized Balance Sheet on the other.

Borrowing room: One of the constituents of sustainable success is the extent of borrowing room available. This borrowing room does not necessarily have to translate into debt mobilization; it can translate into a superior credit rating that makes it possible for the Company to elicit a positive response from growth capital providers (equity) and the possibility that this under-borrowing can translate into an attractive valuation on the stock exchanges. In view of this, it would be pertinent to say that the Company reduced ₹153.22 crores in total debt during the year under review. Total long term debt of ₹280.33 crores included concessional debt of ₹138.47 crores.

OUR INTEGRATED VALUE-CREATION REPORT



How Dhampur is structured to enhance value for its stakeholders in a sustainable way

Overview

There is a growing priority to enhance stakeholder value and report this through the Integrated Value-Creation Report by touching on various aspects (financial, management commentary, governance, remuneration and sustainability). This approach enhances an understanding of how the Company services all its stakeholders (employees, customers, suppliers, business partners, local communities, shareholders, lenders, legislators, regulators and policy makers).



Our sustainability framework

Overarching strategy

- Manufacture a range of synergic products
- Respond to national priorities (green energy)
- Slant the business towards ethanol manufacture

Brand and customer capital

- Invest in the corporate brand; market most products B2B
- Deliver on-time and in full (especially ethanol)
- Emphasise responsible environment-social-governance standards

Build the business around cane

- Procure a growing cane quantum from farmers in its command areas
- In-source supply of resources for the distillery and power co-generation
- Invest disproportionately in cane development across command areas

Footprint

- Grow presence from two Western Uttar Pradesh factories
- Build the business through long-term annuity-like or annuity relationships
- Address channel partners (sugar) and direct clients (ethanol, chemicals and power)

Manufacturing excellence

- Right-size inter-business capacities, maximising resource use
- Invest in cutting-edge technologies (cane and equipment)
- Commission integrated complexes (all products in one location)

Financial structure

- Focus on enhanced revenue per cane stick
- Enhance working capital efficiency; reduce outlay
- Moderate debt; grow out of accruals

Environment integrity

- Reduce resource consumption per unit of production
- Moderate water drawal and energy use
- Benchmark as per prevailing compliance standards

Talent productivity

- Emphasise a culture of sustained outperformance
- Empower, delegate and inspire outperformance
- Invest in knowledge, experience and passion

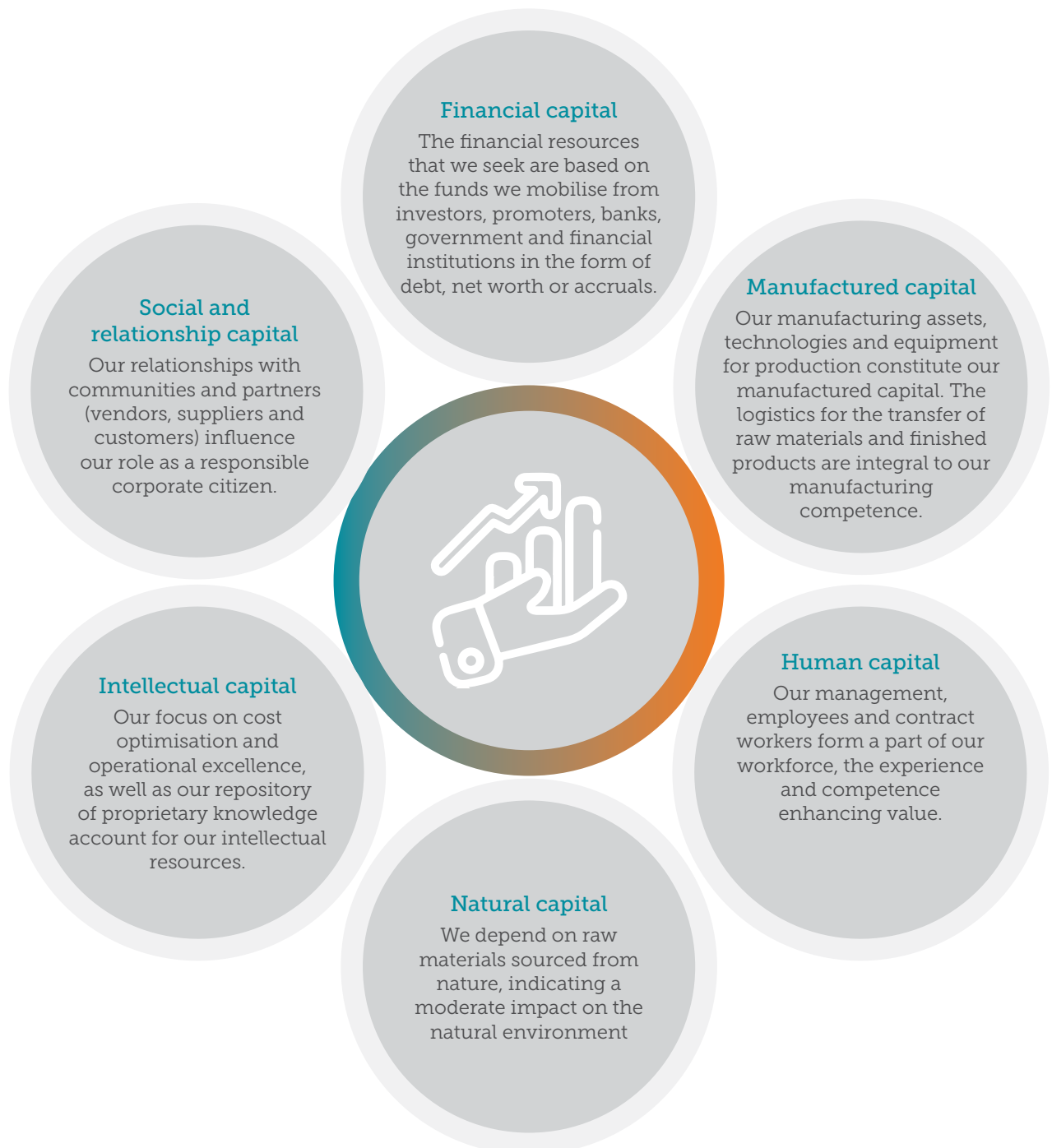
Community support

- Engage in responsible citizenship
- Focus on integrated rural development
- Widen the circle of prosperity

How we are enhancing value for all our stakeholders



The resources that go into value-creation



Our long-term business strategy

Strategic focus	Key enablers	Material issues addressed	Capitals impacted
 Innovate and excel	<p>Focus on process and product excellence</p> <p>Assisting farmers in improving cane yields</p> <p>Excellence reflected in superior product quality</p>	<p>Need to invest in advanced cane technology; need to invest in technology intensive value added products</p>	<p>Manufactured, Intellectual, Financial</p>
 Cost leadership	<p>Rich experience translating into attractive economies</p> <p>Investment in process automation resulting in enhanced process stability</p> <p>Focus on business excellence (Total Productive Maintenance)</p>	<p>Need to leverage economies of scale, location, experience and brand to moderate costs</p>	<p>Financial, Intellectual, Natural, Social and Relationship</p>
 Supplier of choice	<p>A preferred brand among sugar trade partners</p> <p>Trusted provider of ethanol to oil marketing companies</p> <p>Stable supplier to the state electricity grid</p>	<p>Need to provide a superior price-value proposition, marked by superior quality and service within the prevailing market realisations</p>	<p>Intellectual, Manufactured Social and Relationship</p>
 Robust people practices	<p>Employer of more than 1193 people across two facilities</p> <p>People engagement marked by delegation, empowerment, responsibility and accountability</p> <p>Extensive training, engagement, transparency, attractive reward and recognition</p>	<p>Need to inspire talent leading to superior productivity and overall performance</p>	<p>Intellectual, Human Relationship, Natural</p>
 Responsible corporate citizenship	<p>Engaged in community development activities</p> <p>Large rural CSR focus</p> <p>Invested ₹5.09 Crores in CSR activities in FY 2022-23</p>	<p>Need to engage responsibly and sensitively with the community, enhancing their prosperity</p>	<p>Social and Relationship Natural</p>
 Value-creation	<p>Manufacture of a superior products quality</p> <p>Superior value from a cane stick</p> <p>High governance standards, strategic stability, automation and systems-driven growth</p>	<p>Need to enhance value for all stakeholders through effective interventions</p>	<p>Intellectual, Manufactured, Social and Relationship</p>

BUSINESS DRIVER

How we are building a stronger future facing Dhampur



Digital transformation

- Proactive investments in digitalization; replaced conventional methods
- Streamlined processes; enhanced operational efficiency
- Streamlined processes; integrated functions
- Upgraded technology to the latest versions



Manufacturing competence

- Quality ranked among the finest in the sector
- Increased uptime and faster cane crushing; competitive manufacture
- Specialisation in operational integration, fermentation, and distillation
- Expanded distillery from 220 KLPD per day to 350 KLPD in FY 2022-23.
- Improved sugar quality, grading and color; improved sugar quality from 92 IU to 70 IU as well as increase L grade sugar production from 25% to 30% (Dhampur unit)
- Generated ethanol from syrup, warranting process change, enhancing profitability
- Moderated steam consumption per unit by 6% and improved capacity utilization by 8%
- Upgraded the boiling house by installing steam economy units.
- Planning to introduce grain-based ethanol and ENA



Cane procurement

- Crushed 39.01 Lakh Tonnes of cane in FY 2022-23; capacity utilisation was 85percent
- Improved agricultural practice increased crop yield 9%
- Educated farmers on mechanization through village meetings
- Arrested red rot disease and burnt cane clumps; refine soil health
- Trained employees in crop management, quality control and supply chain management
- Developed a mobile application-based system for cane management
- Reduced cut-to-crush time with lower transportation costs
- Gradually replacing the erstwhile cane variety with a superior version

Human capital at Dhampur



Overview

Dhampur acknowledges that human capital is a crucial element in widening its sustainable competitive advantage. As the Company looks towards the future with a focus on product diversification and increased process automation, talent acquisition, management and development are expected to play a

strategic role in driving productive outcomes.

Effective talent management is the differentiating factor in the Indian sugar industry, marked by multiple revenue streams and diverse capabilities. Companies that invest more in experience, knowledge, exposure, delegation and empowerment of their workforce are likely to possess a stronger

competitive advantage.

Dhampur's consistent commitment to talent investment has fostered a culture of excellence, empowering the Company to commission capacities faster than the industry average, operate facilities with higher efficiency and report relatively lower costs – the basis of its sustainable outperformance.



Respect

The Company is renowned for being a stable, responsible and esteemed employer, making it a preferred employer in India's sugar industry.

Responsible

The Company made significant investments in implementing safe and responsible work practices, which improved safety within and around its manufacturing premises.

Accountability

The Company empowers employees with ownership and leadership.

Gender equality

The Company promotes gender balance by offering equal opportunities to all genders across levels, encouraging women to work in commercial and shop floor functions, traditionally considered a male domain.

Work-life balance

The Company fosters a culture of timely delivery and encourages its employees to meet deadlines.

HR policy

At Dhampur, the human resource strategy is centered on talent recruitment, renewal and retention. The average age of employees at the end of the review year was 48, with an average tenure of more than 16 years, indicating a wealth of valuable experience and exposure. The Company places a strong emphasis on holistic employee development, as well as health and safety initiatives.

HR objective

The Company's HR objective is to be recognised as one of the best employers and become the employer

of choice. At Dhampur, our focus is on recruiting and retaining top talent, while also nurturing a robust talent pool for future expansions. Dhampur is primed for its next phase of growth and to achieve this, it will leverage internal resources and encourage them to embrace higher responsibilities.

HR priorities

- Select best talent
- Targeted career development
- Emphasis on ethics and values
- Creation of a unique organizational culture
- Building a diverse workforce across multiple generations

- Enhanced employee communication channels and practices
- Establishment of a diverse and inclusive workforce

HR initiatives

- The Company adopted best possible channels for senior-level recruitments.
- The Company adopted a mentor-mentee approach, where experienced employees imparted knowledge to joinees through training
- The Company recruited 135 employees for roles in plant operations, processes and administrative functions in FY 23.
- The Company conducted training for

freshers and mid-level executives.

- The Company collaborated with renowned training institutes for skill development.
- The Company conducted performance reviews and recognised outperformers through financial and positional incentives, fostering a culture of continuous improvement

Outlook

The Company will enhance skill development, behavioral and interpersonal capabilities and career paths, resulting in greater clarity and effectiveness.

What Dhampur Sugar employees have to say about working with the Company

I began as trainee lab chemist and am now Section Head of the Quality Control team. What I appreciate most is employee autonomy and trust. For instance, I requested to be stationed in Dhampur following the loss of my father as it was proximate to home. The management acceded to my request, empowering me to be with my family at a difficult time.

Santosh Kumar
Section Head, Quality Control

I joined Dhampur in 2017 as part of the gender diversity programme. I worked in 24x7 environments and started a mill (after the Assistant Manager left). In recognition, I was given an award on January 26, 2023. The working environment is ideal for women; it supports and encourages independence.

Sandhya Yadav
Officer, Material Procurement

When my wife was admitted to hospital, Dhampur displayed empathy and granted me a week's leave. Dhampur stands out as a leader in its approach to employee well-being.

Nishant Kumar Maheshwari
Manager Finance

I began my journey at Dhampur in 2005 as a trainee and was promoted to Finance Head at the Rajpura unit in 2017. I have witnessed numerous employee growth opportunities here. The Company is committed to support employee families in times of need (educational or medical). The best thing: approachability of the senior management.

Sanjeev Kumar
Deputy General Manager, Finance

Dhampur is an exemplary company in terms of job satisfaction and security. I was empowered to participate in the incorporation of the Asmoli unit within three years of joining – with a commitment to commission it in a year-and-a-half. We accomplished the target as per the project timeline. We were recognised and applauded for our achievement.

Mukesh Kashyap
General Manager, Commercial

Dhampur is an ideal workplace for two reasons: ample growth opportunities and an emphasis on work-life balance. Recently, I faced a challenging situation as my mother underwent chemotherapy for cancer. Dhampur displayed exceptional support by allowing flexi working hours to accommodate my personal condition to my office routine. This incident demonstrates Dhampur's concern for employee well-being and holistic approach to human resource management.

Rajat Arora,
Assistant General Manager, Sales

Dhampur's commitment towards health, safety and environment

Overview

At Dhampur, our primary objective is to moderate consumption while increasing output – the best way to moderate environment footprint. We believe that the

most successful, profitable, and sustainable companies are those whose operations are aligned with the highest environment standards.

We prioritize responsible practices, with a commitment to match the

highest standards in employee, environment and community health and safety. In doing so, we endeavour to enhance value for all stakeholders. In turn, this has helped us moderate water use, resource depletion and pollution.

Our HSE policy

Our company's HSE policy prioritizes employee safety and environmental protection to uphold the value of our products. Our HSE philosophy emphasizes the goal of zero accidents, zero breakdowns, zero defects and zero loss.

Health commitment

The Company has taken proactive steps to protect employees from accidents by implementing safety initiatives and operating procedures that target hazardous processes and operations. The Company equipped all manufacturing facilities with medical and first-aid support, ensuring employee health and safety.

Initiatives

- The Company implemented regular health checks for employees.
- The Company maintained a record of major and minor accidents; it undertook root cause analyses to prevent recurrence.
- The Company conducted daily meetings to articulate the importance of employee health and safety

Safety commitment

The Company engaged skilled talent to run operations within validated limits. Each manufacturing process step was carried out to safeguard the environment, talent and stakeholders. The Company provided induction training on safety that educated employees on safety rules, procedures and protocols.

Initiatives

- The Company implemented improvements in its fire safety systems, including the installation of new fire safety pumps and replacement of hydrant lines. It increased compound value to protect from chemical fires; it installed additional portable fire extinguishers on a need basis
- The Company made it mandatory for employees to use safety helmets, hand gloves and protective equipment inside the factory premises
- The Company provided additional resources, including materials, infrastructure and fire equipment
- The Company conducted periodic mock drills to enhance employee preparedness in emergencies

The Company reported a decline in incidents and accidents.

Environment commitment

The Company invested in cutting-edge technologies that reduced the consumption of finite resources. It implemented measures to conserve water (including rainwater harvesting). The Company's environmental policy was aimed at efficiently controlling and reducing land, water and air pollution.

Initiatives

- Rainwater harvesting system was implemented.
- The Company promoted green belts and plantations (20,550 trees were planted in FY 23)
- The Company invested in training and equipment to address process effluents
- The Company mitigated dust pollution through the installation of canopies to cover bagasse conveyor belts.
- The Company installed dust collector vans outside plants to reduce noise pollution.

Our community development at Dhampur

Overview

Dhampur enhances the well-being of communities through socio-economic and ecological development. The Company's corporate social responsibility (CSR) initiatives promote education, sport, modern agricultural practices, skill development, women's empowerment, healthcare, sanitation, rural development, environmental sustainability and other activities.

CSR activities, FY 2022-23

Village development

programme: Dhampur partnered the PHD Rural Development Foundation (PHDRDF) to undertake social welfare, including healthcare, water conservation, and other initiatives. These comprised free mobile health services near its units that provided health, eye, women and childcare and awareness initiatives.

The Company undertook the implementation of the following projects through PHDRF:

Free Mobile Health Services:

To provide better healthcare facilities to the less privileged and low income groups of villages near its units at Dhampur and Rajpura.

PHDRDF conducted generic health camps, eye care camps, women and child care camps and awareness generation camps in several villages.

Pond rejuvenation: To recharge ground water through the refurbishment of existing pond charge for water conservation including cleaning the pond, establishment of footpath, benches, solar lights, fencing and iron gate and establishment of pond embankment etc. in several villages.

Promoting education: Dhampur supported the Pushp Niketan School (Dhampur unit), providing quality education to rural students for concessional fees.





Management discussion and analysis



Global economic overview

Overview: The global economic growth was estimated at a slower 3.2% in 2022, compared to 6% in 2021 (which was on a smaller base of 2020 on account of the pandemic effect). The relatively slow global growth of 2022 was marked by the Russian invasion of Ukraine, unprecedented inflation, pandemic-induced slowdown in China, higher interest rates, global liquidity squeeze and quantitative tightening by the US Federal Reserve.

The challenges of 2022 translated into moderated spending, disrupted trade and increased energy costs. Global inflation was 8.7% in 2022, among the highest in decades. US consumer prices increased about

6.5% in 2022, the highest in four decades. The Federal Reserve raised its benchmark interest rate to its highest in 15 years. The result is that the world ended in 2022 concerned that the following year would be slower.

The global equities, bonds and crypto assets reported an aggregated value drawdown of US\$26 trillion from peak, equivalent to 26% of the global gross domestic product (GDP). In 2022, there was a concurrently unique decline in bond and equity markets; 2022 was the only year when the S&P 500 and 10-year US treasuries delivered negative returns of more than 10%.

Gross FDI inflows – equity, reinvested earnings and other

capital – declined 8.4% to \$55.3 Billion in April-December. The decline was even sharper in the case of FDI inflows as equity: these fell 15% to \$36.75 Billion between April and December 2022. Global trade expanded by 2.7% in 2022 (expected to slow to 1.7% in 2023).

The S&P GSCI TR(Global benchmark for commodity performance) fell from a peak of 4,319.55 in June 2022 to 3495.76 in December 2022. There was a decline in crude oil, natural gas, coal, lithium, lumber, cobalt, nickel and urea realisations. Brent crude oil dropped from a peak of around US\$ 120 per barrel in June 2022 to US\$ 80 per barrel at the end of the calendar year following the enhanced availability of low-cost Russian oil.

Regional growth (%)	2022	2021
World output	3.2	6.1
Advanced economies	2.5	5
Emerging and developing economies	3.8	6.3

Performance of major economies

- **United States:** Reported GDP growth of 2.1% compared to 5.9% in 2021
- **China:** GDP growth was 3% in 2022 compared to 8.1% in 2021.
- **United Kingdom:** GDP grew by 4.1% in 2022 compared to 7.6% in 2021
- **Japan:** GDP grew 1.7% in 2022 compared to 1.6% in 2021
- **Germany:** GDP grew 1.8% compared to 2.6% in 2021

(Source: PWC report, EY report, IMF data, OECD data)

Outlook

The global economy is expected to grow 2.8% in 2023, influenced by the ongoing Russia-Ukraine conflict. Concurrently, global inflation is projected to fall marginally to 7%. Despite these challenges, there are positive elements within the global economic landscape. The largest economies like China, the US, the European Union, India, Japan, the UK, and South Korea are not in a recession. Approximately 70% of the global economy demonstrates resilience, with no major financial distress observed in large emerging economies. The energy shock in

Europe did not result in a recession, and significant developments, including China's progressive departure from its strict zero-Covid policy and the resolution of the European energy crisis, fostered optimism for an improved global trade performance. Despite high inflation, the US economy demonstrated robust consumer demand in 2022. Driven by these positive factors, global inflation is likely to be still relatively high at 4.9% in 2024. Interestingly, even as the global economy is projected to grow less than 3% for the next five years, India and China are projected to account for half the global growth (Source: IMF).

Indian economic overview

Overview: Even as the global conflict remained geographically distant from India, ripples comprised increased oil import bills, inflation, cautious government and a sluggish equity market. India's economic growth is estimated at 7.2% in FY 2022-23. India emerged as the second fastest-growing G20 economy in FY 2022-23. India overtook UK to become the fifth-largest global economy. India surpassed China to become the world's most populous nation (Source: IMF, World Bank)

Growth of the Indian economy

	FY 20	FY 21	FY 22	FY23
Real GDP growth(%)	3.7	-6.6%	8.7	7.2

Growth of the Indian economy quarter by quarter, FY 2022-23

	Q1FY23	Q2FY23	Q3FY23	Q4FY23
Real GDP growth (%)	13.1	6.3	4.4	6.1

(Source: Budget FY24; Economy Projections, RBI projections)

According to the India Meteorological Department, the year 2022 delivered 8% higher rainfall over the long-period average. Due to unseasonal rains, India's wheat harvest was expected to fall to around 102 Million metric Tonnes (MMT) in FY 2022-23 from 107 MMT in the preceding year. Rice production at 132 Million metric Tonnes (MMT) was almost at par with the previous year. Pulses acreage grew to 31 Million hectares from 28 Million hectares. Due to a renewed focus, oilseeds area increased 7.31% from 102.36 Lakh hectares in FY 2021-22 to 109.84 Lakh hectares in FY 2022-23.

India's auto industry grew 21% in FY23; passenger vehicle (UVs, cars and vans) retail sales touched a record 3.9 Million units in FY23, crossing 3.2 Million units in FY19. The commercial vehicles segment grew 33%. Two-wheeler sales fell to a seven-year low; the three-wheeler category grew 84%.

Till the end of Q3FY23, total gross non-performing assets (NPAs) of the banking system fell to 4.5% from 6.5% a year ago. Gross NPA for FY23 was expected to be 4.2% and a further drop is predicted to 3.8% in FY2023-24.

As India's domestic demand remained steady amidst a global slowdown, import growth in FY23 was estimated at 16.5% to \$714 Billion as against \$613 Billion in FY22. India's merchandise exports were up 6% to \$447 Billion in FY23. India's total exports (merchandise and services) in FY23 grew 14% to a record of \$775 Billion in FY23 and are expected to touch \$900 Billion in FY24. Till Q3 FY23, India's current account deficit, a crucial indicator of the country's balance of payments position, decreased to \$18.2 Billion, or 2.2% of GDP. India's fiscal deficit was estimated in nominal terms at ~ ₹17.55 Lakh crore and 6.4% of GDP for the year ending March 31, 2023. (Source: Ministry of Trade & Commerce)

India's headline foreign direct

investment (FDI) numbers rose from US\$74.01 Billion in FY 2021 to a record \$84.8 Billion in FY 2021-22, a 14% Y-o-Y increase, till Q3FY23. India recorded a robust \$36.75 Billion of FDI. In FY 2022-23, the government was estimated to have addressed 77% of its disinvestment target (₹50,000 crore against a target of ₹65,000 crore).

India's foreign exchange reserves, which had witnessed three consecutive years of growth, experienced a decline of approximately \$70 Billion in FY 2022, primarily influenced by rising inflation and interest rates. Starting from \$606.47 Billion on April 1, 2022, reserves decreased to \$578.44 Billion by March 31, 2023. The Indian currency also weakened during this period, with the exchange rate weakening from ₹75.91 to a US dollar to ₹82.34 by March 31, 2023, driven by a stronger dollar and increasing current account deficit. Despite these factors, India continued to attract investable capital.

The country's retail inflation, measured by the consumer price index (CPI), eased to 5.66% in March 2023. Inflation data on the Wholesale Price Index, WPI (calculates the overall price of goods before retail) eased to 1.3% during the period. In 2022, CPI hit its highest of 7.79% in April; WPI reached its highest of 15.88% in May 2022. By the close of the year under review, inflation had begun trending down and in April 2023 declined below 5%, its lowest in months.

India's total industrial output for FY23, as measured by the Index of Industrial Production or IIP, grew 5.1% year-on-year as against a growth of 11.4% in FY 2021-22.

India moved up in the Ease of Doing Business (EoDB) rankings from 100th in 2017 to 63rd in 2022. As of March 2023, India's unemployment rate was 7.8%.

In FY 2022-23, total receipts (other than borrowings) were estimated

at 6.5% higher than the Budget estimates. Tax-GDP ratio was estimated to have improved by 11.1% Y-o-Y in RE 2022-23.

The total gross collection for FY23 was ₹18.10 Lakh crore, an average of ₹1.51 Lakh a month and up 22% from FY22, India's monthly goods and services tax (GST) collections hit the second highest ever in March 2023 to ₹1.6 Lakh crore. For FY 2022-23, the government collected ₹16.61 Lakh crore in direct taxes, according to data from the Finance Ministry. This amount was 17.6% more than what was collected in the previous fiscal.

Per capita income almost doubled in nine years to ₹172,000 during the year under review, a rise of 15.8% over the previous year. India's GDP per capita was 2,320 US\$ (March 2023), close to the magic figure of \$2500 when consumption spikes across countries. Despite headline inflation, private consumption in India witnessed continued momentum and was estimated to have grown 7.3% in FY 2022-23.

Outlook

There are green shoots of economic revival, marked by an increase in rural growth during the last quarter and appreciable decline in consumer price index inflation to less than 5% in April 2023. India is expected to grow around 6-6.5% (as per various sources) in FY2024, catalysed in no small measure by the government's 35% capital expenditure growth by the government. The growth could also be driven by broad-based credit expansion, better capacity utilisation and improving trade deficit. Headline and core inflation could trend down. Private sector investments could revive. What provides optimism is that even as the global structural shifts are creating a wider berth for India's exports, the country is making its largest infrastructure investment. This unprecedented investment is expected to translate into a robust building block that, going ahead;

moderates logistics costs, facilitates a quicker transfer of products and empowers the country to become increasingly competitive. This can benefit India's exports in general, benefiting several sectors. The construction of national highways in FY 2022-23 was 10,993 kilometres; the Ministry of Road Transport and Highways awarded highway contracts of 12,375 Km in the last financial year (Source: IMF).

The global landscape favours India: Europe is moving towards a probable recession, the US economy is slowing, China's GDP growth forecast of 4.4% is less than India's GDP estimate of 6.8% and America and Europe are

experiencing its highest inflation in 40 years.

India's production-linked incentive appears to catalyse the downstream sectors. Inflation is steady. India is at the cusp of making significant investments in renewable energy and other sectors and emerging as a suitable industrial supplement to China. India is poised to outpace Germany and Japan and emerge as the third-largest economy by the end of the decade. The outlook for private business investment remains positive despite an increase in interest rates. India is less exposed to Chinese economic weakness, with much less direct trade with China than many Asian

peers.

Broad-based credit growth, improving capacity utilisation, government's thrust on capital spending and infrastructure should bolster investment activity. According to our surveys, manufacturing, services and infrastructure sector firms are optimistic about the business outlook. The downside risks are protracted geopolitical tensions, tightening global financial conditions, and slowing external demand.

Union Budget FY 2023-24 provisions

The Budget 2023-24 sought to lay the foundation for the future of the Indian economy by raising capital investment outlay by 33% to ₹10 Lakh crores, equivalent to 3.3% of GDP and almost three times in FY 2019-20 outlay, through various projects like PM Gati Shakti, Inclusive Development, Productivity Enhancement & Investment, Sunrise Opportunities,

Energy Transition and Climate Action, as well as Financing of Investments. An outlay of ₹5.94 Lakh crore was made to the Ministry of Defence (13.18% of the total Budget outlay). An announcement of nearly ₹20,000 crores was made for the PM Gati Shakti National Master Plan to catalyse the infrastructure sector. An outlay of ₹1.97 Lakh crore was announced for Production Linked Incentive schemes across 13 sectors. The Indian government intends to

accelerate road construction in FY24 by 16-21% to 12,000-12,500 Km. The overall road construction project pipeline remains robust at 55,000 Km across various execution stages. These realities indicate that a structural shift is underway that could strengthen India's positioning as a long-term provider of manufactured products and its emergence as a credible global supplier of goods and services. .

(Source: Ragus, usda.gov)

Overview of the global sugar industry

The International Sugar Organization (ISO) released data on Sugar Season 2022-23, indicating that global sugar production is projected to reach 180.431 MT. This figure was revised downwards from a previous estimate of 182.14 MT due to various factors, including disappointing EU harvest results and truncated UK beet harvests caused by cold temperatures and heavy snowfall in mid-December. In addition, sugar yields from

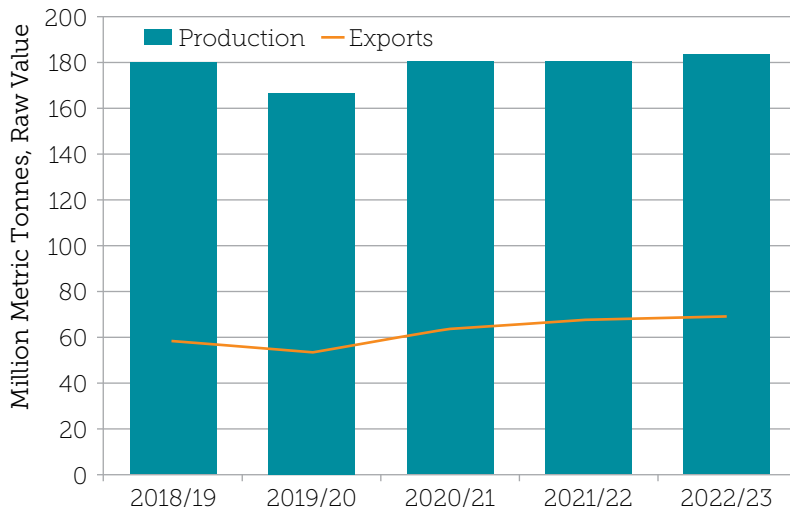
India were lower than anticipated, with only 35.5 MT being produced compared to the earlier estimate.

Global consumption is expected to reach a record, driven by growth in markets such as China, Indonesia, and Russia. It is anticipated that the global sugar consumption in FY 2022-23 would surpass 176 Million tonnes, reaching an all-time high. This represents an increase of nearly 3 Million tonnes compared to the previous year, which was impacted by the Covid-19 pandemic. Exports were projected to increase, as the

decrease in India's exports is offset by higher exports from Brazil and Thailand. Stocks were estimated to decrease, as the growth in global consumption surpassed the increase in production. Among major exporters, China was predicted to import less and instead rely on its own stocks for consumption, while India's reduced production was expected to decrease its stocks. Thailand was also expected to decrease its stocks to meet the high demand for exports.

(Source: Ragus, usda.gov)

Global sugar production and exports estimated up



Performance of key sugar producing countries

Brazil: Brazil's sugar production is projected to increase by 2.6 Million Tonnes to 38.1 Million Tonnes due to favorable weather conditions leading to higher sugarcane yields. However, the area of sugarcane harvested is expected to decrease as some areas shift to growing soybeans and corn. The ratio of sugar to ethanol production is predicted to remain at 45% sugar and 55% ethanol, as producers are expected to continue to prioritize sugar production. Domestic consumption is expected to stay the same while exports are forecast to increase with the higher availability of supplies. Stocks are projected to double as a result of the increase in production.

Thailand: Thailand's sugar production is projected to increase by 343,000 Tonnes to 10.5 Million Tonnes. Domestic consumption is expected to rise as the economy recovers from the pandemic-induced recession, driven by an improvement in business activity and the return of foreign tourists, which will boost the hotel and food service sectors. Exports are forecast to increase as well, due to the higher availability of exportable supplies. However, stocks are expected to decrease significantly as a result of the strong exports.

European Union: Sugar production in the European Union is forecasted to decrease by 329,000 Tonnes to 16.2 Million Tonnes as farmers have shifted to growing more profitable crops such as corn and sunflower

instead of sugar beet. Domestic consumption and imports are expected to remain the same while exports and stocks are projected to decrease due to the lower availability of supplies.

U.S.: Sugar production in the United States is forecasted to remain unchanged at 8.2 Million Tonnes. Imports are projected to decrease by 6% to 3.1 Million Tonnes due to minimum levels set by World Trade Organization, free-trade agreement obligations, expected imports from Mexico, re-exports and high-tier tariff imports.

Domestic consumption is expected to remain the same while stocks are forecasted to decrease due to the decline in production and imports.

(Source: usda.gov)

Indian sugar sector overview

The forecast for Indian sugar production has been adjusted downward from an initial projection of 36.5 Million tonnes to a range of 34-35.5 Million tonnes, primarily due to reduced yields in the states of

Maharashtra and Karnataka. Given the domestic consumption rate of 27.5 Million tonnes, the projected ending inventory for FY 2022-2023 year is anticipated to be between 6-6.3 Million tonnes which is higher than the previous year's 5.7 Million

tonnes. This increase in inventory is expected to result in a higher closing stock-to-use ratio from 21% in FY 2021-2022 to 23% in FY 2022-2023. Despite this, domestic sugar prices are expected to remain stable due to ample availability

and may fluctuate depending on any additional export quota allocation. Indian sugar producers have experienced favorable prices for the 6 Million tonne export quota previously announced and the industry anticipates an additional export quota of 1-2 Million tonnes to be released in the coming months. In FY 2022-23 SS, the total area of sugarcane cultivation in the country is expected to be around 59 Lakh hectares, a 6% increase from the previous year's 56 Lakh hectares.

The sugar industry in India has become a focal point for socio-economic development

in rural areas by utilizing local resources, providing jobs and increasing farm income. The sugar industry plays a significant role in creating employment opportunities in rural areas, both directly and through its associated industries. It is estimated that around 50 Million farmers and their dependents are involved in growing sugarcane and about half a Million skilled and unskilled workers are employed in sugar factories and related industries.

(Source: Reuters.com, n fsm.gov.in)

Sugar balance sheet 2022-23

(in Million Tonnes)

Opening stock	5.7
Estimated production during sugar season FY 2022-23	35.0
Sugar availability	40.7
Estimated domestic consumption	27.5
Targeted exports during sugar season FY 2022-23	7
Closing stock	6.2

Source: Industry (Sugar year 2023-October 2022-September 2023)

Sugar opening stock, production, consumption and closing stock in India over the years (in Million Tonnes)

Year	Opening balance	Production	Consumption	Closing balance
2012-13	6.60	25.1	22.8	9.3
2013-14	9.3	24.4	24.2	7.47
2014-15	7.47	28.3	25.6	9.08
2015-16	9.08	25.1	24.8	7.75
2016-17	7.75	20.3	24.5	3.88
2017-18	3.38	32.5	25.4	10.72
2018-19	10.72	33.16	26	14.5
2019-20	14.5	27.4	25.3	10.7
2020-21	10.7	30.8	26	8.5
2021-22	8.5	36	27.5	7
2022-23	5.7	35.0	27.5	6.2

(Source: Financial express, Mordor Intelligence, Outlook India, Economic Times)

Top sugar-producing states and their performance, FY 2022-23

Uttar Pradesh: Uttar Pradesh is projected to have an area of 23.08 Lakh hectares in FY 2022-23 dedicated to sugarcane cultivation, which is a 3% increase from the previous year's 23.01 Lakh hectares. As a result, the projected sugar production before diversion is expected to be 123 Lakh Tonnes, compared to 114 Lakh Tonnes in the previous year. Additionally, the estimated actual sugar production after diversion is expected to be 365 Lakh Tonnes in FY 2022-23, as

opposed to 102 Lakh Tonnes in FY 2021-22.

Maharashtra: Maharashtra's sugarcane acreage is expected to rise by 7% to 14.5 Lakh hectares from 13.5 Lakh hectares in the previous year. As a consequence, the projected sugar production before diversion in FY 2022-23 is forecasted to reach 150 Lakh Tonnes compared to 149 Lakh tonnes in FY 2021-22. Furthermore, the estimated actual sugar production after diversion is expected to be 365 Lakh Tonnes in FY 2022-23 compared to 137 Lakh Tonnes in the previous year.

Karnataka: The area of sugarcane cultivation in Karnataka will grow by 11% to reach 6.5 Lakh hectares in FY 2022-23 in comparison to 5.9 Lakh hectares in FY 2021-22. Furthermore, the projected sugar production before diversion is expected to be 70 Lakh Tonnes in FY 2022-23 as opposed to 68 Lakh Tonnes in the previous year. Additionally, the estimated actual sugar production after diversion is expected to be 365 Lakh Tonnes in FY 2022-23, compared to 60 Lakh Tonnes in FY 2021-22.

(Source: chinimandi.com)

It is projected that the net sugar production in FY 2022-23 sugar season, before considering any diversion towards ethanol production, will be approximately 5% higher at 410 Lakh Tonnes, compared to the 392 Lakh Tonnes produced in the previous year's 2021-22 sugar season.

Sugar exports and imports

India retains its position as the leading producer of sugar globally and the second largest exporter of the sweetener. India has entered into agreements to export approximately 35 Lakh tonnes of sugar during the ongoing FY 2022-23 season out of which 2 Lakh tonnes have already been shipped in October 2022 as compared to the same month in the previous year which was around 4 Lakh tonnes. The sugar export policy for FY 2022-23 permitted the export of 60 Lakh tonnes of sugar on a quota basis until May 31. Additional quantities for export will be considered after evaluating domestic production.

Many merchants entered into agreement for exporting sugar during the FY 2022-23 sugar season before the official announcement of the export policy by the government. Subsequently, there has been an upward movement in the global prices of sugar which has led to sugar mills reevaluating and adjusting the export contract prices. The process of crushing sugarcane has started in the current FY 2022-23 SS, mills have generated 19.9 Lakh tonnes of sugar which is slightly less than the 20.8 Lakh tonnes produced during the same period in the previous year.

(Source: Economic Times)

Sugar exports (in Million Tonnes)

Year	Export
2011-12	2.99
2012-13	0.35
2013-14	2.13
2014-15	1.1
2015-16	1.66
2016-17	-
2017-18	0.5
2018-19	3.8
2019-20	5.9
2020-21	7.1
2021-22	10.0
2022-23	6.1

Fair and remunerative prices

The Cabinet Committee on Economic Affairs has approved the Fair and Remunerative Price (FRP) for sugarcane for FY 2022-23 sugar season (October - September) to be set at ₹305 per quintal for sugarcane with a basic sugar recovery rate of 10.25%. Additionally, a bonus of ₹3.05 per quintal will be given for each 0.1% increase in sugar recovery above 10.25% and the FRP will be reduced by ₹3.05 per quintal for every 0.1% decrease

in recovery. The government announced that the cost of production of sugarcane for FY 2022-23 season, including actual paid out cost and imputed value of family labor is ₹162 per quintal. The approved FRP of ₹305 per quintal at a recovery rate of 10.25% is 88.3% more than the cost of production, ensuring a profit margin of more than 50% for farmers. The FRP for FY 2022-23 sugar season is 2.6% higher than the previous season, FY 2021-22.

(Source: The Hindu)

FRP over the years (in ₹)

Year	FRP
2011-12	139
2012-13	145
2013-14	170
2014-15	210
2015-16	220
2016-17	230
2017-18	255
2018-19	275
2019-20	275
2020-21	285
2021-22	290
2022-23	305

(Source: The Hindu)

Minimum support prices

The Indian Sugar Mills Association (ISMA) has requested the government to raise the minimum support price (MSP) of sugar from its current level of ₹ 31 per Kg to a minimum of ₹ 36-37 per Kg in alignment with the fair and remunerative price (FRP) of sugarcane. The last time MSP of sugar was announced in February 2019. The Minimum Support Price (MSP) was implemented to prevent financial losses for sugar mills and restrictions on monthly stockholding are in place to maintain balance between supply and demand in the domestic market.

(Source: Financial express, The Hindu Business Line)

Indian ethanol sector overview

The Indian ethanol sector reached a volume of around 3200 thousand tonnes in the fiscal year 2022 and is expected to grow at a CAGR of 5.64% during the forecast period until the fiscal year 2035. This growth is driven by increased consumption of Ethanol in fuel additives and beverages. Additionally, significant investments by the Indian government in converting excess sugar to ethanol, along with the government's goal to establish an ethanol economy, will further boost the demand for ethanol in the forecast period.

The Indian ethanol sector is expected to experience significant growth in the forecast period due to the implementation of the National

Biofuel Policy 2018, which aims to increase ethanol blending from the current rate of 2-3% to 10% by 2022 and 20% by 2025. In the past five years, the Indian government has been promoting the expansion of ethanol capacity to decrease its reliance on imported crude oil and convert excess sugar inventories into ethanol production. These factors will contribute to the ethanol market in India reaching a volume of around 6400 thousand tonnes by the fiscal year 2035.

India will require an annual consumption of 10 Billion liters of ethanol to meet its target of 20% blending by 2025, and an additional 3-4 Billion liters for the liquor and chemical industries, bringing the total demand to 14 Billion liters per year. The potential success of flex-fuel vehicles could increase ethanol demand in India to 30 Billion liters

per year, similar to the levels seen in Sao Paulo, Brazil, where 66% of fuel consumption is ethanol and 33% is petrol. To meet this growing demand, India must increase cane production, develop alternate crops such as corn and sweet sorghum, and implement second generation ethanol production from agricultural waste to increase blending beyond 20%. However, there are some delays in the execution of grain-based capacity and industry experts estimate that two third of ethanol supply will come from sugar-based distilleries and one third will come from grain-based, as opposed to the 50:50 mix projected by NITI Aayog.

(Source: Chemanalyst)

Co-generation

Sugarcane is a major agricultural source of biomass energy. It produces two types of biomass, including sugarcane trash and bagasse. Bagasse is the remaining fibrous material left after the milling process, with a moisture content of 45-50%. It is a combination of hard fibers and soft, smooth tissue that has a high water-absorbing property. For every 100 Tonnes of sugarcane processed, a sugar factory produces about 30 Tonnes of wet bagasse. This fibrous residue is commonly utilised as a primary source of fuel for sugar mills. When combusted in large quantities, it generates significant amounts of heat and electricity to power the entire operations of a typical sugar factory. When sugarcane is processed, it leaves behind a residue called bagasse. This fibrous material, which is about 45-50% moisture and made up of a combination of hard fibers and soft, smooth tissue, is often used as fuel in sugar mills. Burning bagasse in large quantities generates heat and electricity, providing all the energy needed to run the mill. Additionally, the CO₂ emitted during this process is equal to the amount absorbed by the sugarcane during growth, making the process of creating

electricity from bagasse carbon-neutral.

The estimated quantity of biomass obtainable in India at present is around 750 Million metric tonnes per annum. India has successfully attained its goal of generating 10 gigawatts of power from biomass sources by 2022, with a current installed capacity of 10.17 GW. A study funded by the Ministry of New and Renewable Energy (MNRE) has found that India has the potential to generate 28 GW of power from biomass sources. Additionally, it is estimated that by utilizing technically and financially optimal methods, the country's 550 sugar mills have the potential to generate an additional 14 GW of power through the use of cogeneration using bagasse, a byproduct of sugar production.

(Source: mnre.gov.in)

Government initiatives

The government has set specific sugar export quotas for the SS 2022-23 season based on average production of each mill and the national average production in the previous 3 years. Mills have the option to surrender or swap their export quota with domestic quota within 60 days of the quota allocation order. The swapping system would reduce transportation needs, improve liquidity of sugar stocks, and balance regional supply and demand by allowing mills close to ports to export surplus while allowing those far from ports to fulfill domestic needs through swaps. The sugar export policy aims to result in successful sales of sugar by mills in the domestic or international markets by the end of FY 2022-23 season, enabling prompt payment of cane dues to farmers. It's expected to benefit both sugar mills and farmers.

The government is also emphasizing ethanol production to decrease dependence on fuel imports and promote green energy. Higher ethanol prices have

incentivised distilleries to shift more sugar production to ethanol. The sugar export policy helps secure enough sugarcane, sugar, and molasses for ethanol production. It's expected that 45-50 LMT of sugar will be directed towards ethanol production in FY 2022-23 season.

Demand drivers in the sector

Growing population: India became the most populated country surpassing China in 2023 with a population of 1.41 Billion. India's population grows by approximately 15 Million people annually, the largest increase globally. This sustained growth ensures a growing market for the Company.

Climatic factors: Sugar cultivation is expected to grow in India due to the absence of extreme heat in South India during summer and a moderate winter without frost.

FMCG-driven: India's low per capita beverage consumption compared to the global average offers potential for growth.

Rising demand for supplementary goods: The tea industry in India is projected to generate US\$16.66bn in 2023 and have an annual growth rate of 0.96% from 2023 to 2025. Sugar, a complementary item for tea, is expected to correspondingly grow.

Export earnings: Sugar exports are a valuable source of foreign exchange for India, boosting the development of the Indian sugar industry. India's sugar exports saw a tremendous increase of 291% from \$1,177 Million in fiscal year 2014 to \$4,600 Million in fiscal year 2022.

Government actions: The government's focus on ethanol production through its new Biofuel Policy is transforming the industry by allowing surplus sugar to be redirected towards ethanol production.

Preference for value-addition: Rising demand for value-added items is leading to an increase in packaged products.

Increasing demand of end-products: The growth of sweets and chocolate consumption is directly tied to the rise in sugar demand.

Pharmaceutical industry: The

Indian pharmaceutical sector is predicted to grow to \$65 Billion by 2024 and reach \$130 Billion by 2030. The sugar industry is poised to grow as sugar is an essential

component in the drug-making process.

(Sources: Worldometer, Business wire, Expert market research, IBEF, Statista, The Wire)

SWOT analysis

Strengths

- Sugar cane is a lucrative cash crop in India
- India leads in sugar consumption and ranks second globally in sugar production.
- The sugar sector plays a significant role in the growth of related industries and contributes to the well-being of the rural economy in India.
- The Indian government now acknowledges the sugar industry as a catalyst for the local economy.
- The Indian sugar industry has a significant impact on the livelihoods of approximately 50 Million sugarcane farmers and provides direct employment to 500,000 workers.

Weaknesses

- Prices of cane are significantly elevated compared to the global average.
- Many companies in the industry still utilize outdated equipment.
- Many mills experience financial difficulties due to a scarcity of funds.

Opportunities

- The average per capita sugar consumption in India is around 20 Kg, which is lower than the global standard of 23 kgs
- Adopting improved farming techniques can significantly increase yields and efficiency.
- The government's mandatory ethanol blending policy is driving the demand for ethanol.
- Upgrading technology can lead to better utilization of by-products.

Threats

- Climate change affects cropping patterns and yield levels.
- The sector heavily depends on the unpredictable nature of monsoon seasons.
- Lack of sufficient infrastructure often leads to cane farming being heavily dependent on unpredictable weather patterns.

Financial overview

Analysis of the profit and loss statement

Revenues: Revenues from operations reported from ₹2162.98 Crores in FY 2021-22 to ₹2874.02 Crores in FY 2022-23. Other Income of the Company reported a 45.49% increased and accounted for a 0.54% share of the Company's revenues, reflecting the Company's

dependence on its core business operations.

Expenses: Total expenses increased by 35.23% from ₹1972.04 Crores in FY 2021- 22 to ₹2666.71 Crores. Raw material costs, accounting for a 58.85% share of the Company's

revenues, increased by 5.68% from ₹1600.55 Crores in FY 2021- 22 to ₹1691.47 Crores in FY 2022-23. Employees expenses, accounting for a 2.92% share of the Company's revenues, increased by 7.55% from ₹78.16 Crores in FY 2021-22 to ₹84.06 Crores in FY 2022-23.

Analysis of the Balance Sheet

Sources of funds: The capital employed by the Company were ₹1825.95 Crores as on March 31, 2023 as against ₹1794.15 Crores as on March 31, 2022. Return on capital employed, a measurement of returns derived from every rupee invested in the business, was 14.61

% in FY 2022-23 as against 14.03% in FY 2021-22.

The net worth of the Company was ₹1043.04 Crores as on March 31, 2023 as against ₹884.98 Crores as on March 31, 2022. The Company's equity share capital, comprising 6,63,87,590 equity shares of ₹10

each, remained unchanged during the year under review.

Long-term debt of the Company was ₹217.05 Crores as on March 31, 2023. The debt-equity ratio of the Company stood at 0.70 in FY 2022-23 compared to 0.99 in FY 2021-22.

Finance costs of the Company decreased by 12.40% from ₹50.16 Crores in FY 2021-22 to ₹43.94 Crores in FY 2022-23. The Company's debt service coverage ratio stood at a comfortable 2.80x at the close of FY 2022-23 as against 2.67x at the close of FY 2021-22.

Applications of funds: Fixed assets (gross) of the Company was ₹1686.46 Crores as on March 31, 2023 as against ₹1619.42 Crores as on March 31, 2022. Depreciation on tangible assets was ₹47.40 Crores in FY 2022-23 as against ₹47.41 Crores in FY 2021-22 during the year under review.

Investments: Non-current investments of the Company were ₹1.80 Crores as on March 31, 2023 as

against ₹5.14 Crores as on March 31, 2022.

Working capital management:

Current assets of the Company were ₹964.36 Crores as on March 31, 2023 as against ₹1113.52 Crores as on March 31, 2022. The Current and Quick ratios of the Company stood at 1.24 and 0.38 respectively at the close of FY 2022-23 compared to 1.12 and 0.26, respectively at the close of FY 2021-22.

Inventories, including raw materials, work-in-progress and finished goods, among others, was ₹666.75 Crores as on March 31, 2023 as against ₹852.35 Crores as on March 31, 2022. The inventory: turnover ratio was 3.14 times as against 2.35 times in FY 2021-22. Trade

receivables were ₹194.49 Crores as on March 31, 2023 as against ₹159.91 Crores as on March 31, 2022. All receivables were secured and considered good. The Company contained its debtor's turnover ratio at 9.36 times in FY 2022-23 compared to 6.69 times in FY 2021-22.

Cash and bank balances of the Company were ₹38.44 Crores as on March 31, 2023 as against ₹44.55 Crores as on March 31, 2022.

Margins: The EBIDTA margin of the Company is 5.56 % in 2022-23 while the net profit margin of the Company is 9.69percent.

Key ratios

Particulars	FY 2022-23	FY 2021-22
EBITDA/Turnover (%)	11.03	13.90
EBITDA/Net interest ratio (x)	7.26	6.02
Debt-equity ratio	0.70	0.99
Return on equity (%)	16.39	17.31
Book value per share (₹)	157.04	133.31
Earnings per share (₹)	23.72	21.70
Debtors' turnover ratio	9.36	6.69
Inventory turnover times	3.14	2.35
Current ratio (x)	1.24	1.12
Net profit margin (%)	5.50	6.66

The variance and reasons for the same have been reported in the financial statements and form part of this management and discussion analysis.

BUSINESS SEGMENT REVIEW

Our sugar business



Overview

With nearly nine decades of experience in sugar manufacture, Dhampur Sugar has established itself as a leading player in the industry. As of March 31, 2023, the Company possessed an aggregate cane crushing capacity of 23500 TCD across Dhampur and Rajpura (cane-rich western Uttar Pradesh).

The Company is respected for the production of quality white and

retail sugar. The Company made forward-looking investments in advanced technologies, training and quality improvement.

Sectorial context

India's sugar production is estimated at 34.5 Million tonnes in FY 2022-23 sugar season; sugar consumption is projected at 29 Million metric tonnes. In FY 2022-23 fiscal year, 530 sugar mills were

operational (516 in the previous year). Uttar Pradesh, the second-largest sugar-producing state in the country, reported a slight increase in sugar production to 51 Lakh tonnes from 50.3 Lakh tonnes in the previous year. The Indian Government authorised an increase in the Fair and Remunerative Price (FRP) of sugarcane to ₹305 for FY 2022-23 sugar season, compared to ₹290 for the previous year, for a basic recovery rate of 10.25%.



% of the Company's revenues derived from the sugar business, FY 22



% of the Company's revenues derived from the sugar business, FY 23



% of sugar business revenues derived from institutional customers, FY 22



% of sugar business revenues derived from institutional customers, FY 23

Highlights

- The EBIT margin for this business was 3.18% against 3.73% in FY 2021-22.
- The business crushed 39.01 Lakh Tonnes of cane as against 35.83 Lakh Tonnes in FY 2021-22.
- The business diverted 8.09 Lakh Tonnes sugar cane (out of a total of 39.01 Lakh Tonnes) towards ethanol production.
- The business manufactured 3.06 Lakh Tonnes of sugar (comprising raw sugar of 0.25 Lakh Tonnes).
- The business reported 1.20 Lakh Tonnes of inventory as on March 31, 2023, valued at an average ₹32897 per Tonne.

BUSINESS SEGMENT REVIEW

Our co-generation business

**Overview**

Dhampur entered the power co-generation business in 2007 to increase the utilization of bagasse, a byproduct derived from sugar production.

The Company has since emerged as one of the largest power co-generators in the country, with a consolidated capacity of 121 megawatts.

The Company's presence in this space has been marked by distinction. To enhance the yield ratio of steam to bagasse, Dhampur was one of the first companies in

the sector to implement a 105 kgs/square centimeter multi-fuel high-pressure boiler and 30 MW turbine. As a result, the Company is able to use the bagasse-generated power in sugar production. Approximately 55% of the power generated is consumed in-house, while the remaining 45% is exported to the state electricity grid.

Dhampur's power business has allowed the Company to increase bagasse utilization, generate power for in-house use and export to the state grid, and earn tax-free revenues.

Sectorial context

As of 31 December 2022, the installed capacity of the national electric grid in India was 410.3 GW. In the past year, India's power demand grew approximately 8%. Over the next five years ending March 2027, it is expected that the country's annual electricity demand is expected to increase at an average 7.2%, driven by growing consumption in the industrial and residential segments.




Highlights

- For this business, EBIT margin was 37.58% as against 38.68% in FY 2021-22.
- The business produced 39.00 Crores units as against 40.01 Crores units in FY 2021-22.
- The business exported 17.77 Crores units as against 19.53 Crores units in the previous year.
- The business' average realization per unit was ₹3.54 per unit as against ₹3.46 per unit in FY 2021-22

The Company is taking initiatives to upgrade operations: converting a 30 MW condensing turbine into a back pressure turbine to improve efficiency and optimize energy utilization; it is implementing the latest Honeywell software version in one unit to enhance operational capabilities and reliability; it intends to enhance its electrostatic precipitator capacity by adding one more field to existing three for superior control, pollution management and regulatory compliance. The Company is also purchasing truck tippers for improving further capacity utilization of the plant.

BUSINESS SEGMENT REVIEW

Our distillery business

**Overview**

In 1995, Dhampur launched distillery operations. This was done with the express objective of maximizing the utilization of byproducts, enhancing revenues, strengthening value addition and broadbasing risks. The Company commenced molasses processing with a capacity of 100 KLPD, its product mix comprising ethanol, SDS, extra neutral alcohol, and related products. The Company was at the forefront in the adoption of the encillium process in India.

Product: Ethanol

Dhampur is a significant supplier of B-heavy ethanol in Uttar Pradesh, with a production capacity of 350 liters per day (KLPD) at present. During the reviewed year, the Company supplied a total of 89.79 Million liters of ethanol, of which 27.94 Million liters were generated through the B-heavy route and 61.85 Million liters from the syrup route.

Average ethanol realization was ₹63.23 per liter; while syrup route realization was ₹64.82 per liter and B-heavy route realization was ₹59.71 per liter. The Company utilised its in-house molasses (B-heavy route) as raw material. The Company has expanded its distillery capacity to 350 KLPD and 100 KLPD of grain-based distillery

capacity expected to be completed in May 23 on dual feed basis.

India's ethanol production capacity is set to increase from the current 700 crore litres to 1500 crore litres. To incentivize production, the government increased the prices of ethanol extracted from sugarcane juice and molasses. The price of ethanol extracted from sugarcane juice was raised to ₹65.60 per litre, up from ₹63.45 per litre; prices for ethanol from C-heavy molasses and B-heavy molasses were increased to ₹49.40 per litre and ₹60.73 per litre, respectively. In two years, India doubled its ethanol blending ratio with petrol from 5% to 10%, which is expected to reach 12% and the government's targeted 25% by 2025.



This is what the business achieved in FY23

- EBIT margin for the business stood at 22.14% as against 30.89% in FY 2021-22.
- The business sold 8.98 Crores bulk litres of ethanol at an average ₹63.23 per litre as against 6.96 Crores bulk litres at an average realisation of ₹58.18 per litre in FY 2021-22.

BUSINESS SEGMENT REVIEW

Ethyl acetate business



Overview

For more than three decades, Dhampur has been producing ethyl acetate. As of March 31st, 2023, the Company enjoyed a registered non-EU manufacturer status with a production capacity of approximately 50000TPA. The Company's ethyl acetate products were exported to Europe and Gulf countries. The Company addressed the stringent quality standards required by the pharmaceutical and flexible packaging industries.

The India ethyl acetate market was estimated at of US\$ 645.44 Million in 2021 and is projected to grow at a CAGR of 8.07% to reach a value of

US\$ 1200.88 Million by 2029. The significance of Ethyl Acetate is on the rise owing to its widespread applications in various industries such as furniture manufacturing, instrument production, mining equipment, agricultural machinery, and marine equipment. Furthermore, Ethyl Acetate is widely used in the manufacturing process of flexible packaging sheets through the solvent cast process. (Source: maximizemarketresearch.com)

Highlights, FY23

- Our unwavering commitment to maintaining consistency in the quality, quantity, and supply

of our products has significantly bolstered customer confidence in our company.

- The Company produced 345.45 Lakh Kg in FY 2022-23 as against 272.74 Lakh Kg in FY 2021-22.
- EBIT margin of this segment was 7.53% in FY 2022-23 as against 7.06% in FY 2021-22.
- The business sold 351.91 Lakh Kg as against 270.74 Lakh Kg in FY 2021-22.
- The average realisations stood at ₹85.68 per Kg as against ₹102.49 per Kg in FY 2021-22.

The strengths of this business segment comprised the following:

Location

The business is strategically positioned to serve customers in North India, particularly in the industrial belts of NCR, Uttar Pradesh, and Uttarakhand.

Competitiveness

The business is committed to remaining competitive and improving services to provide the best possible customer value.

Raw material access

The business leverages strengths of the sugar and distillery businesses, enhancing efficiency, quality and cost-effectiveness.

BUSINESS SEGMENT REVIEW

Potable spirits business



Overview

Dhampur began producing and selling country liquor in October 2021 and since then, the Company has experienced significant growth. In FY 2019-20, the Company produced 1.86 Lakh cases of liquor; in FY 2020-21, production increased to 3.42 Lakh cases; in FY 2021-22 production jumped to 11.63 Lakh cases; in FY 2022-2023, production was 19 Lakh cases. The Company operates three fully equipped semi-automatic bottling lines and a dedicated tetra pack production line. These facilities have helped the Company establish a prominent position in Uttar Pradesh.

The country liquor industry in India is estimated to be worth ₹22,000 crore, with annual volume sales of over 200 Million cases. IMFL industry has been growing at more than 10% CAGR since 2010. Over the last three decades, the rate of alcohol consumption in India has been on a rise. India's sustained population growth has led to approximately 13 Million drinking-age adults being added each year, with at least 3-5 Million consuming alcohol in some form. (Source: indiatimes.com)

The strengths of this business comprise the following:

Presence: The Company is located close to customers in North India, especially in the industrial areas of National Capital Region, Uttar Pradesh and Uttarakhand.

Raw material: This business consumes extra neutral alcohol as raw material, resulting in a competitive edge.

This is how the business performed in FY 23:

- The business produced 19.00 Lakh cases as against 11.63 Lakh cases in FY 2021-22.
- The business sold 19.00Lac cases as against 11.63 Lakh cases in FY 2021-22.
- Average realisations were ₹261.75 per case as against ₹259.51 per case in FY 2021-22.
- EBIT margin was -0.22% as against -0.27% in FY 2021-22.



Our commitment

Dhampur is fully committed to environmental management and strictly complies with all necessary clearances, consents, permissions, licenses and authorizations. The Company is dedicated to reduce energy consumption, greenhouse gas emissions, and transitioning to cleaner processes. Compliance is driven by subject matter experts, robust processes, advanced systems and information technology.

Our key social initiatives mapped to the UNSDG priority

SDG 3: Good health and well being

Dhampur promotes good health and well-being in local communities through the implementation of the 'Free Mobile Health Services' project in collaboration with PHDRDF.

SDG 4: Quality education

The Company provides support to Pushp Niketan, a school located at Dhampur. This school follows a unique model of thematic, student-centered learning, project-based studies and learning journeys to deliver high-quality education to the rural population, creating a holistic learning experience.

SDG 5: Gender equality

We prioritize equality and inclusivity throughout our value chain; while our factory operations currently have limited representation of women employees at 7% of the workforce, our corporate office, have achieved approximately 30% women employees, demonstrating our commitment to diversity.

SDG 6: Clean water and sanitation

Through our Pond Rejuvenation

projects, we actively contribute to SDG 6 by promoting sustainable management of water resources. In the areas surrounding Dhampur and Rajpura, we adopt local ponds and undertake conservation initiatives to revive and sustain groundwater.

SDG 7: Affordable and clean energy

To reduce our carbon footprint, we generate energy from Bagasse and Spent wash/Slop generated in distillery, effectively managing our energy needs while decreasing greenhouse gas emissions.

SDG 12: Responsible consumption and production

Engaging with farmers to impart modern agronomy practices for cane cultivation and irrigation to reduced water usage.

Risk management

Geographical risk: The distance between the mills and cane fields may negatively impact the Company's operations.

Mitigation: The Company's mills are situated within a 30 Km radius of major cane-growing regions and are connected by road for strategic accessibility.

Procurement risk: The Company may face challenges during the procurement of sugarcane.

Mitigation: The Company has a longstanding relationship with 141437 cane farmers and has implemented various programs to improve their welfare and productivity.

Quality risk: The Company may face the risk of receiving low-quality sugar cane.

Mitigation: The Company led the cultivation of early-maturing cane varieties and mitigated the risk through subsidised insecticides and increased farmer education on modern farming practices.

Financial risk: The Company may face risks related to increasing debt.

Mitigation: The Company has timely repaid its debts, improving its financial stability.

Human capital risk: Inability to attract and retain talent could impact prospects

Mitigation: The structured human resource policy of the Company helps in attracting and retaining talent.

Internal control systems and their adequacy

The Company has a robust internal audit system that is regularly

monitored and updated to protect assets, comply with regulations, and promptly address any issues. The audit committee regularly reviews internal audit reports, takes corrective action if needed, and maintains communication with both statutory and internal auditors to ensure effective internal control systems.

Human resources and industrial relations

The Company believes that its employees are crucial to its success and is dedicated to equipping them with the necessary skills to keep up with technological advancements. In the past year, it held various training programs covering technical, behavioral, business, leadership, customer service, safety, and ethical skills. The Company had a workforce of 1193 as of March 31, 2023.

BOARD REPORT

To the members

DHAMPUR SUGAR MILLS LIMITED

The Directors have pleasure in presenting the Eighty Eighth Annual Report of the Company together with the Audited Accounts for the year ended March 31, 2023.

Financial Results

(₹ in Crores)

Particulars	Consolidated		Standalone	
	For the year ended March 31, 2023	For the year ended March 31, 2022	For the year ended March 31, 2023	For the year ended March 31, 2022
Revenue from operations	2889.50	2173.62	2840.75	2208.71
Profit before finance costs, tax, depreciation and amortization, exceptional items and other comprehensive income	318.81	302.03	311.02	304.95
Less: Finance costs	43.94	50.16	43.84	50.16
Less: Depreciation and Amortization expense	52.08	50.29	52.08	50.29
Profit before Tax	222.79	201.58	215.10	204.50
Provision for Tax	64.80	57.55	64.80	57.55
Profit for the year	157.99	144.03	150.30	146.95
Other comprehensive income (net of tax)	(0.26)	2.03	(0.26)	2.03
Total comprehensive income for the year	157.73	146.06	150.04	148.98

Dividend and its Distribution Policy

During the year, the Company declared and paid interim dividend of 60% i.e ₹ 6.00 per Equity Share of ₹10 each (aggregate of 50% i.e., ₹5.00 per Equity Share of ₹10 each and a Special Dividend of 10% i.e. ₹1.00 Per Equity Share of ₹10 each of the Company on successful commissioning of new distillery project) on 6,63,87,590 Equity Shares.

The interim dividend declared by the Board of Directors is proposed to be confirmed as final by the Shareholders in the ensuing Annual General Meeting.

Dividend Distribution Policy of the Company has been hosted on the website of the Company i.e., https://api.dhampursugar.com/uploads/Dividend_Distribution_Policy_14022022_0d4417f2c9.pdf

Details of Unpaid and Unclaimed Dividend and Investor Education and Protection Fund

In terms of the provisions of section 124(6) of Companies Act, 2013 read with Investor Education and Protection Fund Authority (Accounting, Audit, Transfer and Refund) Rules, 2016, there was no unpaid / unclaimed dividend to be transferred during the year under review to the Investor Education and Protection Fund. The details of Unclaimed Dividend and disclosure with respect to Investor Education and Protection Fund forms part of Corporate Governance Report.

Reserves and Surplus

The Company has earned Net Profit after tax of ₹150.30 Crores for the year ended March 31, 2023, which has been added to Retained Earnings. During the year under review, the Company has transferred ₹0.33 crores to Molasses Reserve Fund, which is also stated in the notes to Financial Statements.

Operational Performance

The key operational data of the Company is as under:

Sugar operations at a glance

Particulars	For the year ended March 31, 2023	For the year ended March 31, 2022
Cane Crushed (in lakh tonnes)	39.01	35.83
Cane Crush for Syrup – Ethanol (in lakh tonnes)	8.09	1.04
Cane Crush for Sugar (in lakh tonnes)	30.92	34.79
Net Recovery (%)	9.90%	10.66%
Sugar Produced from Cane (in lakh tonnes)	3.06	3.71

Co-generation operations at a glance:

Particulars	For the year ended March 31, 2023	For the year ended March 31, 2022
Power generated (in lakh units)	3899.73	4001.00
Sale to UPPCL (in lakh units)	1776.96	1953.00

Ethanol operations at a glance:

Particulars	For the year ended March 31, 2023	For the year ended March 31, 2022
Ethanol/ENA produced (in lakh bulk liters)	1035.81	804.83

Chemical operations at a glance:

Particulars	For the year ended March 31, 2023	For the year ended March 31, 2022
Chemicals produced (in lakh kilograms)	345.45	272.74

Potable Spirits

Particulars	For the year ended March 31, 2023	For the year ended March 31, 2022
Potable Spirits (in lakh cases)	19.00	11.63

Company's Performance during the Financial Year 2022 - 23

The State of the Company's Affairs/ Performance during the Financial Year 2022-23 has been explained in detail in Management Discussion and Analysis Report which forms an integral part of this report.

Subsidiary; Associate & Joint Venture Companies

As on March 31, 2023, the Company has two subsidiaries i.e. Ehaat Limited and DETS Limited.

Ehaat Limited ('Ehaat') continued its business of trading. During the year the turnover of the Company stands at ₹212.04 Crores as against previous year of ₹78.81 Crores.

DETS Limited continued its business while exploring various other opportunities to expand its operations. The turnover of the Company for the current year stands at ₹1.14 crores as against Nil turnover in previous year.

Audited Financial Statements for the subsidiaries for Financial Year 2022-23 have been placed on the website of the Company i.e., <https://dhampursugar.com/investors/financial-performance> and are available for inspection at the Company's registered office and at the registered office of the Subsidiary Companies.

Dhampur International Pte Limited and Dhampur Bio Organics Limited, ceased to be subsidiaries of the Company consequent to approval of Scheme of Arrangement by Hon'ble National Company Law Tribunal, Allahabad Bench vide its order dated April 27, 2022, which became effective from May 03, 2022.

Consolidated Financial Statements

In compliance with the provisions of the Companies Act, 2013, (the "Act") and requirements of the Indian Accounting Standards Rules on accounting and disclosure requirements,

as applicable, and as prescribed under Regulation 34 of the Securities and Exchange Board of India (Listing Obligations and Disclosure Requirements) Regulations, 2015, as amended, (the "Listing Regulations"), the Audited Consolidated Financial Statements form part of this Annual Report.

Pursuant to Section 129(3) of the Act, a statement in Form AOC-1 containing the salient features of the financial statements of the Company's subsidiary companies is annexed as Annexure 2.

The audited financial statements of the Company including the consolidated financial statements and related information of the Company are available on the website of the Company at <https://dhampursugar.com/investors/financial-performance>

Share Capital

The paid-up Equity Share Capital of the Company as at March 31, 2023 stood at ₹66,38,75,900 (Rupees Sixty Six Crores Thirty Eight Lakhs Seventy Five Thousand and Nine Hundred Only) i.e 66387590 Equity shares of ₹10 each.

During the year under review, the Company has not issued any shares or convertible securities or shares with differential voting rights, nor has granted any stock option, sweat equity or warrants.

Change in the Nature of Business

During the year there was no change in nature of the business of the Company.

Scheme of Arrangement

Pursuant to order dated April 27, 2022 (the "Order"), of Allahabad Bench of the NCLT, which approved the Scheme of Arrangement ("the Scheme") between Dhampur Sugar Mills Limited ("Demerged Company") and Dhampur Bio Organics Limited ("Resulting Company") and their respective shareholders and creditors for demerger of manufacturing units of Sugar, chemicals and co-generation of the Demerged company situated at Asmoli, District Sambhal, Mansurpur, district Muzaffarnagar and Meerganj, district Bareilly (collectively referred to as "Demerged Undertakings") from Demerged Company into Resulting Company with effect from Appointed Date i.e. April 01, 2021. The Scheme became effective on May 03, 2022. The Company has given effect to the Scheme in the financial statements for the year ended March 31, 2022.

Consequent upon demerger, the GVG Promoter Group and GTG Promoter Group (as defined in the Scheme of Arrangement have exchanged the shares based on the

option exercised by them. Accordingly reclassification of Promoters is under process. Further, the erstwhile Chairman, Joint Managing Director and Joint Chief Financial Officer also resigned from the Company as per details below.

Directors and Key Managerial Personnel

Pursuant to the resignation of Mr. Vijay Kumar Goel, Chairman, Mr. Ashok Kumar Goel, Vice Chairman of the Company was designated as Chairman of the Company with effect from May 4, 2022.

Re-appointment of Mr. Ashok Kumar Goel as Chairman and Mr. Gaurav Goel as Managing Director of the Company was approved by the shareholders in their meeting held on September 14, 2022.

Mr. Vijay Kumar Goel, Chairman, Mr. Gautam Goel, Managing Director, Mr. Sandeep Kumar Sharma, Whole Time Director and Mr. Ashwani Kumar Gupta, Non Executive Independent Director, resigned from the directorship of the Company with effect from May 4, 2022.

Mr. Nalin Kumar Gupta, Joint Chief Financial Officer resigned with effect from May 4, 2022.

Ms. Nandita Chaturvedi, Non-Executive Independent Woman Director resigned with effect from July 27, 2022.

Mr. Akshat Kapoor was appointed as Additional Director (designated as Whole Time Director) of the Company with effect from May 4, 2022 and ceased to be Whole Time Director with effect from July 27, 2022 consequent upon his resignation.

Mr. Anant Pande was appointed as Chief Executive Officer with effect from July 1, 2022. He was also appointed as Whole Time Director of the Company with effect from July 27, 2022.

Ms. Pallavi Khandelwal was appointed as Non-Executive Independent Woman Director of the Company with effect from July 27, 2022. She was informed about her role and responsibilities and was given an overview of business, operations and business model of the Company including other Directors.

The Board has duly considered the integrity, expertise and experience including the proficiency of Ms. Pallavi Khandelwal while considering her appointment as Non Executive Independent Director with details as under :

Expertise : Ms Pallavi is an Entrepreneur Art Consultant provides art consultancy services to major architects, interior designers, and Corporates. She is part of Foundation for Indian ontemporary Art (FICA), a non-profit organization.

Experience: 25 Years.

The appointment of Ms. Pallavi Khandelwal as Non-Executive Independent Director and Mr. Anant Pande as Whole Time Director was approved by the shareholders in their meeting held on September 14, 2022.

Mr. Gaurav Goel will retire by rotation at the ensuing Annual General Meeting and, being eligible has offered himself for re-appointment.

Brief profile of Director being re-appointed is given in the Notice convening the ensuing Annual General Meeting of the Company.

Declaration by Independent Directors

The Company has received declaration from all Independent Directors stated below in accordance with the provisions of Section 149(6) of Companies Act, 2013 and Regulation 16 of SEBI (Listing Obligations and Disclosure Requirements) Regulations, 2015 and amendments thereto:

- Mr. Mahesh Prasad Mehrotra
- Mr. Yashwardhan Poddar
- Mr. Anuj Khanna
- Mr. Satpal Kumar Arora
- Ms. Pallavi Khandelwal

The Company has also received confirmation from all the Independent Directors that they have not been disqualified under section 164(2) of the Companies Act, 2013 in any of the Companies, in the previous financial year, and that they are at present free from any disqualification from being a Director. The Independent Directors have also confirmed their compliance with the Code for Independent Directors, as prescribed in Schedule IV to the Companies Act, 2013, and the Code of Conduct and Business Ethics for Board Members and Senior Management of the Company.

Directors Responsibility Statement

In accordance with the provisions of Section 134(5) of the Companies Act, 2013 our Directors state that:

- a) in the preparation of the annual accounts, the applicable accounting standards have been followed along with proper explanation relating to material departures, if any.
- b) the Directors have selected such accounting policies and applied them consistently and made judgments and estimates that are reasonable and prudent so as to give a true and fair view of the state of affairs of the Company at the end of the financial year and of the Profit and Loss (including other comprehensive income) of the Company for that period.

- c) the Directors have taken proper and sufficient care for the maintenance of adequate accounting records in accordance with the provisions of the Companies Act, 2013 for safeguarding the assets of the Company and for preventing and detecting fraud and other irregularities.
- d) the annual accounts have been prepared on a going concern basis.
- e) the Directors have laid down Internal Financial Controls to be followed by the Company and that such Internal Financial Controls are adequate and operating effectively; and
- f) the Directors have devised proper systems to ensure compliance with the provisions of all applicable laws and that such systems are adequate and operating effectively.

Details of Board Meetings held during the year

The Board of Directors met five times during the Financial Year 2022-23. Detail of the Board Meetings and attendance at the meetings held during the Financial Year 2022-23 has been provided in the Corporate Governance Report, which forms part of this report.

Committees of the Board

The Board of Directors has following Committees:

Mandatory Committees:

- Audit Committee
- Nomination and Remuneration Committee
- Stakeholders' Relationship Committee
- Corporate Social Responsibility (CSR) Committee
- Risk Management Committee.

The detail of the Committees alongwith their composition, number of meetings and attendance at the meetings are provided in the Corporate Governance Report forming part of this report.

Corporate Social Responsibility

In terms of the provisions of Section 135 of the Act read with the Companies (Corporate Social Responsibility Policy) Rules, 2014 (as amended), the Company has a Corporate Social Responsibility ("CSR") Committee.

The composition of CSR committee is as under:

- Mr. Ashok Kumar Goel, Chairman
- Mr. Gaurav Goel, Member
- Mr. Mahesh Prasad Mehrotra, Member

The details of committee meetings held during the year are provided in the Corporate Governance Report.

The CSR Policy of the Company as approved by the Board can be accessed on the Company's website at the following web-link:

https://api.dhampursugar.com/uploads/CSR_Policy_updated_2022_e7aeb73f1c.pdf

In terms of the provisions of Section 135 of Companies Act, 2013 read with amended Companies (Corporate Social Responsibility Policy) Rules, 2014, the Annual Report on CSR activities in the format prescribed is annexed as Annexure 3 to this report.

Non-Mandatory Committee

Management Committee :

The Committee carries out management functions of the Company as decided by the Board. The Committee met eight times during the Financial Year. The details of the Committee along with its composition has been provided in the Corporate Governance Report forming part of this report.

Public Deposits

- I. Accepted during the year: ₹ 4,59,31,000/-
- II. Paid during the year: ₹ 14,74,18,000/-
- III. Remained unpaid or unclaimed (excluding interest thereon) as at the end of the year: NIL
- IV. If there has been any default in repayment of deposits or payment of interest thereon during the year and if so, number of such cases and the total amount involved:

At the beginning of the year	NIL
Maximum during the year	NIL
At the end of the year	NIL

The Board of Directors in its meeting held on May 07, 2023 decided not to continue the Fixed Deposit scheme w.e.f May 08, 2023.

Deposits not in compliance with Chapter V of the Act

The Company is in compliance with all the applicable provisions of the Companies Act, 2013.

Particulars of Loans, Guarantees or Investments

Details of Loans, Guarantees and Investments covered under the provisions of Section 186 of the Companies Act, 2013 are given in the notes to Financial Statements, wherever applicable.

Related Party Transactions

All the transactions carried out with related parties during the year under review were duly approved by the Audit Committee and are in compliance with the applicable

provisions of the Companies Act, 2013 and SEBI (Listing Obligations and Disclosure Requirements) Regulations, 2015, as amended from time to time.

There are no material significant related party transactions made by the Company with Promoters, Directors or Key Managerial Personnel etc. which may have potential conflict of interest with the Company.

The Related Party Transactions Policy as approved by the Board has been uploaded on the Company's website i.e. <https://dhampursugar.com/investors/policies>

Your directors draw attention of the members to note no. 41 of the Standalone Financial Statements which sets out related party disclosures.

All transactions entered with Related Parties for the year under review were on arm's length basis and in the ordinary course of business and are not material in nature and thus disclosure in Form AOC-2 in terms of Section 134 of Companies Act, 2013 is not required.

Auditors

Statutory Auditors and their Audit Report:

M/s Mittal Gupta & Co. Chartered Accountants, (ICAI Firm Registration Number: 001874C) and M/s. TR Chadha & Co. LLP, Chartered Accountants, (ICAI Firm Registration number 006711N/N500028) are Joint Statutory Auditors of the Company and shall continue to be Statutory Auditors till the conclusion of Ninety Second Annual General Meeting of the Company.

The reports given by the Auditors on the Standalone and Consolidated Financial Statements of the Company for the year ended March 31, 2023, form part of this Annual Report and there is no qualification, reservation, adverse remark or disclaimer given by the Auditors in their reports.

The Auditors of the Company have not reported any fraud in terms of the second proviso to Section 143(12) of the Companies Act, 2013.

Cost Accounts and Cost Auditors

The Cost Records required under Section 148 of the Companies Act, 2013 and rules made thereunder are maintained in compliance with the provisions. Mr. S. R. Kapur, (Cost Accountant, Meerut), Cost Auditors of the Company have duly submitted the Cost Audit Report for the period under review. The Cost Audit Report does not contain any qualifications, reservations, adverse remarks or disclaimers.

As per the requirement of Central Government and

pursuant to Section 148 of the Companies Act, 2013 read with the Companies (Cost Records and Audit) Rules, 2014 as amended from time to time, the Board of Directors has on the recommendation of Audit Committee re-appointed Mr. S.R. Kapur, Cost Accountant, Meerut as Cost Auditors to audit the Cost Accounts of the Company for the Financial Year 2023-24. As required under the Companies Act, 2013 and rules made thereunder, the remuneration payable for the Financial Year 2023-24 to Cost Auditors is required to be placed before the members in ensuing Annual General Meeting for its ratification. Accordingly, resolution seeking members approval for the remuneration payable to Mr. S. R. Kapur, is included in the Notice convening Annual General Meeting of the Company.

Internal Auditors

In accordance with the provisions of Section 138 of the Companies Act, 2013, the Company has appointed "Ernst and Young, LLP", Chartered Accountants as Internal Auditors for carrying out the internal audit of the Company for the Financial Year 2023-24.

Internal Financial Control

The Company's Internal Control system with reference to the financial statements is adequate and commensurate with the nature of its business and the size of its operations. Periodic audits and checks are conducted and the controls to prevent, detect and correct irregularities in the operations have been laid down by the Company.

Secretarial Auditors and Secretarial Audit Report

The Company has appointed M/s. GSK & Associates, Company Secretaries to undertake the Secretarial Audit of the Company, in terms of the provisions of Section 204 of the Companies Act, 2013 and rules made thereunder. The Secretarial Audit Report is annexed as Annexure 5 and forms an integral part of this report. There is no qualification in the secretarial audit report for the financial year under review.

Annual Secretarial Compliance Report as required under Regulation 24A of SEBI (Listing Obligations and Disclosure Requirements) Regulations, 2015, as amended is also annexed as Annexure 5A and forms part of this report.

Details in respect of fraud reported by Auditors other than those which are reportable to the Central Government

The Auditors of the Company have not reported any fraud in terms of the second proviso to Section 143(12) of the Companies Act, 2013 and therefore no detail is required to be disclosed under Section 134 (3) (ca) of the Companies Act, 2013.

Credit Rating

Details of Credit Ratings assigned to the Company are given in the Corporate Governance Report forming part of this report.

Material Changes and Commitments affecting Financial Position of the Company

The Company completed and commissioned the expansion of its distillery capacity by 130 KLPD on "C" heavy molasses at its unit located at Dhampur, Distt. Bijnor, Uttar Pradesh on February 5, 2023. With the expansion, the distillery capacity of the Company now stands at 350 KLPD and the ethanol production of the Company has increased. This will strengthen the financial position of the Company.

Sustainable Growth

Your Company continues to operate in the area of renewable energy in the form of biomass based cogeneration of power and enhanced production of ethanol for ethanol blending programme.

The Company is committed to sustainable development of the areas where it operates and growth of local communities. Towards its journey of sustainable growth, the Company is focused on environment protection. Its initiatives towards Zero Liquid Discharge (ZLD) by installing various equipment have resulted in substantial reduction/elimination of air/water pollution near its plants.

The Company is an equal opportunity employer.

By way of its CSR initiatives, the Company derives plan for farmer awareness to reduce water consumption for sugarcane irrigation through modern agricultural techniques. The Company has also joined hands with renowned organisations for rain water harvesting/water rejuvenation and health care programmes in rural areas. The Company continues to remain committed towards rural education.

Management Discussion and Analysis

The Management Discussion and Analysis Report on the operations of the Company, as required under SEBI (Listing Obligations and Disclosure Requirements) Regulations, 2015 is provided in a separate section and forms an integral part of this report.

Corporate Governance

As per SEBI (Listing Obligations and Disclosure Requirements) Regulations, 2015, as amended a separate section on Corporate Governance practices followed by the Company, together with a certificate from M/s. GSK & Associates, a firm of Company Secretaries in Practice, confirming compliance forms an integral part of this report.

Compliance with Secretarial Standards

The Company complies with all the applicable mandatory Secretarial Standards issued by The Institute of Company Secretaries of India.

Policy on Selection and Remuneration of Directors

The Board of Directors has framed a policy which lays down a framework in relation to remuneration of Directors, Key Managerial Personnel and Senior Management of the Company. Details of this policy are set out in the Corporate Governance Report which forms a part of this Report. The Nomination and Remuneration policy is in consonance with the existing policy of the Company.

The Nomination and Remuneration Policy as approved by the Board is placed on the Company's website i.e., <https://dhampursugar.com/investors/policies>

Board Evaluation

Pursuant to the provisions of the Companies Act, 2013 and applicable Regulations of the SEBI (Listing Obligations and Disclosure Requirements) Regulations, 2015, the Board has carried out the evaluation of its own performance and that of the Board Committees and of Directors individually on the basis of structured questionnaire that was prepared after considering inputs received from the Directors, covering various aspects of the Board's functioning such as adequacy of the composition of the Board and its Committees, Board culture, execution and performance of specific duties, obligations, corporate governance practices and stakeholders' interests, etc.

A separate exercise was carried out to evaluate the performance of Individual Directors including the Chairman of the Board, who were evaluated on parameters such as level of engagement and contribution, independence of judgement, meeting risk management and competition challenges, compliance and due diligence, financial control, safeguarding the interest of the Company and its minority shareholders etc. The Nomination and Remuneration Committee also carried out an evaluation of every Director's performance. The Directors expressed satisfaction with the evaluation process and results thereof.

Risk Management Policy

The Risk Management Policy of the Company is in place for risk assessment and mitigation. The Policy facilitates the identification of risks at an appropriate time and ensures necessary steps to be taken to mitigate the risks. Risk procedures are periodically reviewed to ensure control of risk through a properly defined framework. The Company's

Risk Management strategy is integrated with its overall business strategies and is communicated throughout the organization.

The Risk Management Policy as approved by the Board is uploaded on the Company's website at <https://dhampursugar.com/investors/policies>

Vigil Mechanism/Whistle Blower Policy

The Company has formulated Vigil Mechanism /Whistle Blower Policy for Directors and Employees in order to keep high standards of ethical behavior and provide safeguards to whistle blower.

The Vigil Mechanism/Whistle Blower Policy as approved by the Board is uploaded on the Company's website at <https://dhampursugar.com/investors/policies>

Disclosure under the Sexual Harassment of Women at Workplace (Prevention, Prohibition and Redressal) Act, 2013

The Company has in place an Anti-Sexual Harassment Policy in line with the requirements of the Sexual Harassment of Women at Workplace (Prevention, Prohibition and Redressal) Act, 2013. Internal Complaints Committee (ICC) has been set up to redress complaints received regarding sexual harassment. All employees (permanent, contractual, temporary, trainees) are covered under this policy.

The following is a summary of sexual harassment complaints received and disposed during the year 2022-23.

Total no. of complaints filed during the financial year	Nil
No. of complaints disposed during the financial year	Nil
No. of complaints pending at the end of financial year	Nil

Conservation of energy, technology absorption, foreign exchange earnings and outgo

Details of conservation of energy, technology absorption, foreign exchange earnings and outgo pursuant to Section 134 (3)(m) of the Companies Act, 2013 read with the Rule 8(3) of the Companies (Accounts) Rules, 2014 is annexed as Annexure 4 and forms an integral part of this report.

Annual Return

According to the provisions of Section 92(3) of the Companies Act, 2013, read with Companies (Management and Administration) Rules, 2014, the draft of Annual Return of the Company in Form MGT -7 has been placed on the website under the head 'Shareholders Meeting' at <https://www.dhampursugar.com/investors/shareholders-meeting>.

Significant and material orders passed by the regulators or courts or tribunals impacting the going concern status and Company's operations in future

There was no such order passed by the regulators or courts or tribunals impacting the going concern status and Company's operations in future.

Difference between amount of the valuation done at the time of one time settlement and the valuation done while taking loan from the banks or financial institutions

The requirement to disclose the details of difference between amount of the valuation done at the time of onetime settlement and the valuation done while taking loan from the Banks or Financial Institutions along with the reasons thereof is Not Applicable.

Details of application made or any proceeding pending under the Insolvency and Bankruptcy Code, 2016

There was no such application made or any proceeding pending under the Insolvency and Bankruptcy Code, 2016 (31 of 2016) during the year.

Business Responsibility and Sustainability Report

Securities Exchange Board of India vide its circular dated May 10, 2021, made Business Responsibility and Sustainability Report mandatory for the top 1,000 listed companies (by market capitalization) from Financial Year 2022-23. The report required forms an integral part of this Report and is annexed as Annexure 6.

Human Resources and Industrial Relations

The Company takes pride in the commitment, competence and dedication of its employees in all areas of the business. The Company has structured induction process at all locations and management development programs to update skills of managers. Industrial relations remained cordial and harmonious during the year.

Particulars of Employees

The disclosure required under Section 197(12) of the Companies Act, 2013 read with the Rule 5(1) of the Companies (Appointment and Remuneration of Managerial Personnel) Rules, 2014 is annexed as Annexure 1 and forms an integral part of this Report. A statement furnishing the names of Top Ten employees in terms of remuneration drawn and persons employed throughout the year, who were in receipt of remuneration in terms of Rule 5(2) of the Companies (Appointment and Remuneration of Managerial Personnel) Rules, 2014 and their shareholding, relation with any Director, wherever applicable, is annexed as Annexure 7 and forms an integral part of this Report. In line with the provisions of Section 136 of the Companies Act, 2013, the above annexure is not being sent along with this Annual Report to the Members of the Company. Members who are interested in obtaining these particulars may write to the Company Secretary at the registered office of the Company, twenty-one days before and up to the date of the ensuing Annual General Meeting during the business hours.

Acknowledgement

Your Directors place on record their acknowledgement and sincere appreciation to the shareholders for their confidence in the management of the Company, the Central Government, the State Government, Banks and Financial Institutions for their continued support, the cane growers for their efforts in ensuring timely cane supply, the Company's employees for their relentless and dedicated efforts, resulting in the Company's growth and look forward to a bright future.

For and on behalf of the Board of Directors

Ashok Kumar Goel

Chairman

(DIN: 00076553)

Place: New Delhi

Date: May 7, 2023

Annexure – 1

Statement of Disclosure of remuneration pursuant to Section 197(12) of the Companies Act, 2013 read with the Rule 5(1) of the Companies (Appointment and Remuneration of Managerial Personnel) Rules, 2014 as amended

1. The ratio of the remuneration of each director to the median remuneration of the employees of the Company for the financial year:

Name of the Director	Designation	DIN	Ratio
Mr. Ashok Kumar Goel	Whole Time Director & Chairman	00076553	54.16:1
Mr. Gaurav Goel	Managing Director	00076111	54.18:1
Mr. Anant Pande	Whole Time Director & Chief Executive Officer	08186854	68.31:1

2. The percentage increase in remuneration of each Director, Chief Executive Officer, Chief Financial Officer and Company Secretary in the Financial Year:

Name of the Director/CEO/CFO/CS	Designation	DIN/PAN	% increase
Mr. Ashok Kumar Goel	Whole Time Director & Chairman	00076553	4.82%
Mr. Gaurav Goel	Managing Director	00076111	4.90%
Mr. Anant Pande	Whole Time Director & Chief Executive Officer	08186854	-
Mr. Susheel Kumar Mehrotra	Chief Financial Officer	AAEPM3203H	9.84%
Ms. Aparna Goel	Company Secretary	ALYPG4814H	9.89%

3. Percentage increase in the median remuneration of employees in the financial year: 13.60%
4. Average percentile increase already made in the salaries of employees other than the managerial personnel in the last financial year and its comparison with the percentile increase in the managerial remuneration and justification thereof and point out if there are any exceptional circumstances for increase in the managerial remuneration: Average percentile increase already made in the salaries of employees other than the managerial personnel in the last Financial Year : 9.75%
Percentile increase in the managerial remuneration: 6.41%, the same excludes commission paid to them.
Justification: Remuneration paid to the managerial personnel are as per recommendation of Nomination and Remuneration committee and as approved by the Board and Shareholders of the Company.
5. Number of permanent employees on the rolls of company: 1193
6. The key parameters for any variable component of remuneration availed by the Directors: Commission on Net Profits of the Company to be paid to Promoter Directors: ₹ 6 Crores.
7. Affirmation that the remuneration is as per the remuneration policy of the Company: The Company affirms that the remuneration is as per the remuneration policy of the Company.

Notes: The Non-Executive Directors of the Company are entitled for sitting fees and commission as per statutory provisions and within the limits approved by the shareholders. The details of remuneration of Non-Executive Directors are provided in Corporate Governance Report and forms part of this report. The remuneration to Non-Executive Directors is also governed by Nomination and Remuneration Policy of the Company. Therefore, the calculation of ratio of remuneration and percentage increase in remuneration of Non- Executive Directors would not be relevant and hence has not been provided.

For and on behalf of the Board of Directors

Ashok Kumar Goel
Chairman
(DIN: 00076553)

Place: New Delhi
Dated: May 7, 2023

Annexure – 2

Form No. AOC-1

Statement containing salient features of the Financial Statements of Subsidiaries/Associate Companies/Joint Ventures
(Pursuant to first proviso to Sub-section (3) of Section 129 read with Rule 5 of Companies (Accounts) Rules, 2014)

Part "A": Subsidiaries

(Information in respect of each subsidiary to be presented with amounts in ₹ in Crores)

- Name of the subsidiary: Ehaat Limited, DETS Limited.
- Reporting period for the subsidiaries concerned: - April 01, 2022, to March 31, 2023.
- Other Information:

Particulars	DETS Limited * (₹ in Crores)	EHAAT Limited ** (₹ in Crores)
Share Capital (including share application money)	0.84	3.77
The date since when subsidiary was acquired	03.10.2016	24.10.2016 (Since incorporation)
Shareholding (in Percentage)	51%	100%
Reserves & Surplus	0.16	0.24
Total Assets	2.46	35.89
Total Liabilities	1.46	31.88
Investments	0	0
Revenue from Operation (Previous Year)	1.14 (0)	212.04 (78.81)
Profit/(Loss) before Taxation	1.01	3.47
Provision for Taxation	0	0
Profit after Taxation	1.01	3.47
Proposed Dividend	NIL	NIL

i) Names of subsidiaries which are yet to commence operations: None

ii) Name of Subsidiaries which have been liquidated or sold during the year: None

* Manufacturing, fabricating and consulting services for plant & machineries and other engineering goods and equipment.

** Trading in consumer products.

Part "B": Associates and Joint Ventures

Statement pursuant to Section 129(3) of the Companies Act, 2013 related to Associate Companies and Joint Ventures:

The Company has no associate or joint venture.

For and on behalf of the Board of Directors

Ashok Kumar Goel
Chairman
(DIN: 00076553)

Place: New Delhi
Dated: May 07, 2023

ANNUAL REPORT ON CSR ACTIVITIES/INITIATIVES

1) Brief outline on CSR Policy of the Company:

The CSR Policy sets out the Company's commitment and approach towards Corporate Social Responsibility of improving the quality of life of the communities it serves.

The Company is committed to improving the quality of lives of people in the community it serves through long term stakeholder value creation. It pledges itself to care for and serve the community by designing sustainable development model that leads to socio-economic development and ecological development in its area of influence.

The Company focusses its CSR on activities relating to promoting education, sports, good agricultural practices, skill development, women empowerment, healthcare and sanitation, rural development, environment sustainability, etc.

In addition to the identified areas of focus mentioned above, the Company may also undertake other activities defined in Schedule VII of the Companies Act, 2013.

2) Composition of CSR Committee:

Sr. No.	Name of Director	Designation / Nature of Directorship	Number of meetings attended during the year
1.	Mr. Ashok Kumar Goel (Appointed w.e.f 4th May, 2022)	Chairman & Whole Time Director	2
2.	Mr. Gaurav Goel	Member & Whole Time Director	2
3.	Mr. Mahesh Prasad Mehrotra	Member & Non Executive Independent Director	2

- 3) Provide the web-link where Composition of CSR committee, CSR Policy and CSR projects approved by the board are disclosed on the website of the company – The CSR policy of the Company alongwith other details has been disclosed on the website of the Company and is available at <https://dhampursugar.com/investors/policies>
- 4) Provide the details of Impact assessment of CSR projects carried out in pursuance of sub-rule (3) of rule 8 of the Companies (Corporate Social responsibility Policy) Rules, 2014, if applicable (attach. the report): Not Applicable
- 5) Details of the amount available for set off in pursuance of sub-rule (3) of rule 7 of the Companies (Corporate Social responsibility Policy) Rules, 2014 and amount required for set off for the financial year, if any

Sr. No.	Financial Year	Amount available for set-off from preceding financial years (in ₹)	Amount required to be set-off for the financial year, if any (in ₹)
		N.A	

- 6) Average net profit of the Company as per Section 135(5): ₹ 254.25 Crores
- 7) (a) Two percent of average net profit of the Company as per Section 135(5) : ₹ 5.09 Crores
 (b) Surplus arising out of the CSR projects or programs or activities of the previous financial years: Nil
 (c) Amount required to be set off for the financial year, if any: Nil

(d) Total CSR obligation for the financial year (7a+7b-7c): ₹ 5.09 crores

8) (a) CSR amount spent or unspent for the financial year:

Total Amount Spent for the Financial Year (₹ in crores)	Amount Unspent (₹ In crores)				
	Total Amount transferred to Unspent CSR Account as per section 135(6)		Amount transferred to any fund specified under Schedule VII as per second proviso to section 135(5)		
	Amount	Date of transfer	Name of the Fund	Amount	Date of transfer
0.16	4.93	₹2.20 crores dated March 23, 2023 and ₹2.73 crores dated April 29, 2023.	Nil	Nil	Nil

(b) Details of CSR amount spent against ongoing projects for the financial year:

(1)	(2)	(3)	(4)	(5)		(6)	(7)	(8)	(9)	(10)	(11)	
Sr. No.	Name of the Project	Item from the list of activities in Schedule VII to the Act	Local area (Yes/No)	Location of the project		Project duration	Amount allocated for the project (₹ in Crores)	Amount spent in the current financial Year (₹ in Crores)	Amount transferred to Unspent CSR Account for the project as per Section 135(6) (₹ in Crores)	Mode of Implementation - Direct (Yes/No)	Mode of Implementation - Through Implementing Agency	
				State	District						Name	CSR Registration number*
1	Project on Promoting Sports	(vii) Promoting Sports	Yes	U.P, District Bijnor and Sambhal , In proximity to factory area of the Company.		3 Years	3.70.	-	3.70	No	Pushp Niketan School	CSR00026886
2.	Project on Promoting Education	(ii) Promoting Education	Yes	U.P, District Bijnor and Sambhal , In proximity to factory area of the Company.		3 Years	0.31	-	0.31	No	Pushp Niketan School	CSR00026886
3	Promotion of preventive health care and sanitation	(i) Promotion of preventive health care and sanitation	Yes	U.P, District Bijnor and Sambhal , In proximity to factory area of the Company.		3 Years	0.07	-	0.07	No	PHD Rural Development Foundation	CSR00004676
4	Project on Rural Development	(x) Rural development Projects	Yes	U.P, District Bijnor and Sambhal , In proximity to factory area of the Company.		3 Years	0.85	-	0.85	No	PHD Rural Development Foundation	CSR00004676
						Total	4.93	-	4.93			

(c) Details of CSR amount spent against other than ongoing projects for the financial year:

(1)	(2)	(3)	(4)	(5)		(6)	(7)	(8)	
Sr. No.	Name of the Project	Item from the list of activities in Schedule VII to the Act	Local area (Yes/No)	Location of the project		Amount spent for the project (in ₹ Crores)	Mode of Implementation - Direct (Yes/No)	Mode of Implementation - Through Implementing Agency	
				State	District			Name	CSR Registration number*
1	Ensuring environmental sustainability, ecological balance, protection of flora and fauna, animal welfare, agroforestry, conservation of natural resources and maintaining quality of soil, air and water;	(iv)	Yes	U.P. District Bijnor and Sambhal , In proximity to factory area of the Company.		0.03	Yes / Direct	-	-
2	Protection of national heritage, art and culture	(v)	Yes	U.P. District Bijnor and Sambhal , In proximity to factory area of the Company.		0.03	Yes / Direct	-	-
3	Rural development projects.	(x)	Yes	U.P. District Bijnor and Sambhal , In proximity to factory area of the Company.		0.07	Yes / Direct	-	-
4	Promoting Education	(ii)	Yes	U.P. District Bijnor and Sambhal , In proximity to factory area of the Company		0.03	Yes / Direct		
				Total		0.16			

(d) Amount spent in Administrative Overheads : Nil

(e) Amount spent on Impact Assessment, if applicable: Nil

(f) Total amount spent for the Financial Year (8b+8c+8d+8e) : ₹ 0.16 Crores

(g) Excess amount for set off, if any

Sl. No.	Particular	Amount (₹ in Crores)
(i)	Two percent of average net profit of the company as per section 135(5)	5.09
(ii)	Total amount spent for the Financial Year	0.16
(iii)	Excess amount spent for the financial year [(ii)-(i)]	Nil
(iv)	Surplus arising out of the CSR projects or programmes or activities of the previous financial years, if any	Nil
(v)	Amount available for set off in succeeding financial years [(iii)-(iv)]	Nil

9) (a) Details of Unspent CSR amount for the preceding three financial years:

Sr. No.	Preceding Financial Year	Amount transferred to Unspent CSR Account under section 135 (6) (₹ in Crores)	Amount spent in the reporting Financial Year (₹ in Crores)	Amount transferred to any fund specified under Schedule VII as per section 135(6), if any			Amount remaining to be spent in succeeding financial years (₹ in Crores)
				Name of the Fund	Amount (₹ in Crores)	Date of transfer	
1.	2020-21	4.90	0.77	-	-	-	2.79
2	2021-22	2.40	2.01	-	-	-	0.39

b) Details of CSR amount spent in the financial year for ongoing projects of the preceding financial year(s):

(1)	(2)	(3)	(4)	(5)	(6)	(7)	(8)	(9)
Sr. No.	Project ID	Name of the Project	Financial Year in which the project was commenced	Project duration	Total amount allocated for the project (₹ in Crores)	Amount spent on the project in the reporting Financial Year (₹ in Crores)	Cumulative amount spent at the end of reporting Financial Year (₹ in Crores)	Status of the project - Completed /Ongoing
1	FY31.03.2021_4	Promotion of preventive health care and sanitation	2020-21	3	0.40	0.10	0.40	Completed
2	FY31.03.2021_2	Promoting Education	2020-21	3	1.53	0.21	1.25	Ongoing
3	FY31.03.2021_3	Promoting Sports	2020-21	3	1.86	0.21	0.21	Ongoing
4	FY31.03.2021_4	Rural Development	2020-21	3	0.80	0.25	0.25	Ongoing
5	FY31.03.2022_1	Promoting Education	2021-22	3	4.50	1.65	4.50	Completed
6	FY31.03.2022_2	Promotion of preventive health care and sanitation	2021-22	3	0.88	0.36	0.84	Ongoing
				Total	9.97	2.78	7.45	

10) In case of creation or acquisition of capital asset, furnish the details relating to the asset so created or acquired through CSR spent in the financial year : N.A

(asset-wise details)

(a) Date of creation or acquisition of the capital asset(s) : N.A

(b) Amount of CSR spent for creation or acquisition of capital asset : N.A

(c) Details of the entity or public authority or beneficiary under whose name such capital asset is registered, their address etc. : N.A

(d) Provide details of the capital asset(s) created or acquired (including complete address and location of the capital asset) : N.A

11) Specify the reason(s), if the company has failed to spend two per cent of the average net profit as per section 135(5) :

The projects identified for spending are already under implementation and completion of the project will be done as per the prescribed time.

A responsibility statement of the CSR Committee:

The Committee confirms that the implementation and monitoring of CSR Policy, is in compliance with CSR objectives and Policy of the Company.

On behalf of the CSR Committee

Ashok Kumar Goel
Chairman of CSR Committee
DIN: 00076553

Gaurav Goel
Managing Director
DIN: 00076111

Place: New Delhi
Date: May 07, 2023

CONSERVATION OF ENERGY, TECHNOLOGY ABSORPTION, FOREIGN EXCHANGE EARNINGS AND OUTGO

The information under Section 134 (3) (m) of the Companies Act, 2013 read with Rule 8 (3) of the Companies (Accounts) Rules, 2014 for the year ended March 31, 2023, is given below :

A. CONSERVATION OF ENERGY:

(i) The steps taken or impact on conservation of energy:

At Dhampur, our focus has been on operating cost optimization and maintaining high product quality. Several initiatives have been taken to reduce operating costs. These include –

- a. Capacity debottlenecking initiatives through value stream mapping and addressing the bottleneck equipment or processes.
- b. Energy conservation initiatives – Multiple initiatives have been taken during the year to minimize energy consumption in the plant. Some of the key initiatives as follows –
 - The installation of a new FFE body and mechanical circulator resulted in a considerable decrease in steam consumption by 3.0% on cane.
 - The change of TRPF rollers to GRPF rollers led to a considerable drop in maceration amount by 1.0% on cane.
 - A 25% year on year decrease in raw water consumption owing to the recirculation of boiling house condensate.
 - LED lights are being installed on a continuous basis in place of PSV/ Fluorescent/ CFL/ GLS Bulbs.
 - Replacement of obsolete and inefficient motors and panels, as well as installation of Variable Frequency Drives (VFDs) for critical equipment, to reduce electrical energy usage.
 - Installation of efficient Planetary gears in replacement of inefficient worm wheel type gears for saving of electrical power.
 - Continuous Pan Automation to save steam, manpower, water and for improving the quality of sugar.
 - Use steam line drain condensate rather than ground water to quench the ash at the ash-submerged belt conveyor resulted in the reduction of chemicals and water consumption.

All of the above initiatives have significantly reduced energy usage while also increasing plant crushing capacity which has resulted in further cost saving.

(ii) The steps taken by the company for utilizing alternate sources of energy :

- The Company has Multi Effect Evaporator sets installed in distillery units to concentrate spent wash (distillery waste) by using the residual heat of distillation vapours. This concentrated spent wash serves as fuel for specifically constructed slop boilers (incinerators) replacing fossil fuels, which protects the environment from pollution.

(iii) Capital investment on energy conservation initiatives: ₹33.67 crores

B. TECHNOLOGY ABSORPTION:

(i) The efforts made towards technology absorption:

- Cloud-based Sugarcane Information System (SIS) to provide real-time information to farmers about cane supply planning, which aided in quick and efficient supply chain operations.

- Automation utilizing 4G connectivity in the cane procurement process led to accurate and prompt weighment.
- Establishing a lab for micro and macronutrient analysis to address the soil nutrient deficiencies, if any, in a proactive manner resulting in better cane yields.
- Dissemination of technique of trench and paired row planting which further helps in maximizing yield.
- Extensive utilization of mechanized equipment for cane management
- Condensate polishing technology for reuse of the excess hot condensate.
- Training and awareness programs for seed treatment and utilization of single bud cane seed.

(ii) **Benefits derived:** like product improvement, cost reduction, product development or import substitution:

Above initiatives will help in a number of ways, including boosting farmers' incomes through increased raw material yield and quality, lowering costs through efficient upstream supply chain operations, and preserving the environment by reducing groundwater consumption. Additionally, the improved mill efficiency will result in lower production costs, which will increase company profitability.

(iii) **In case of imported technology:** The Company has not imported any technology.

(iv) **The expenditure incurred on Research and Development:** The Company has incurred ₹ 1.34 Crores towards Research and Development.

C. FOREIGN EXCHANGE EARNINGS AND OUTGO:

The Foreign Exchange earned in terms of actual inflows during the year and the Foreign Exchange outgo during the year in terms of actual outflows.

Particulars	(₹ in Crores)	
	Current Year	Previous Year
Export and foreign exchange earnings	4.12	111.80
Imports and expenditure in foreign currency	116.53	26.12

For and on behalf of the Board of Directors

Ashok Kumar Goel
Chairman
(DIN: 00076553)

Place: New Delhi
Dated: May 07, 2023

FORM MR-3 SECRETARIAL AUDIT REPORT

*[Pursuant to section 204(1) of the Companies Act, 2013 and Rule no. 9 of the Companies
(Appointment and Remuneration of Managerial Personnel) Rules, 2014]*
For the year ended March 31, 2023

To,
The Members
Dhampur Sugar Mills Limited
District Bijnor, Dhampur
Uttar Pradesh– 246761

We have conducted the secretarial audit of the compliance of applicable statutory provisions and the adherence to good corporate practice by **DHAMPUR SUGAR MILLS LIMITED (CIN: L15249UP1933PLC000511)** (hereinafter called the company). Secretarial Audit was conducted in a manner that provided us a reasonable basis for evaluating the corporate conducts/statutory compliances and expressing our opinion thereon.

Based on our verification of the Company's books, papers, minute books, forms and returns filed and other records maintained by the Company and also the information provided by the Company, its officers, agents and authorized representatives during the conduct of secretarial audit, we hereby report that in our opinion, the Company has, during the year ended on March 31, 2023, complied with the statutory provisions listed hereunder and also that the Company has proper Board-processes and compliance-mechanism in place to the extent, in the manner and subject to the reporting made hereinafter:

We have examined the books, papers, minute books, forms and returns filed and other records maintained by the Company for the year ended on March 31, 2023 according to the provisions of:

- I.
 - The Companies Act, 2013 (the Act) and the rules made thereunder.
 - The Securities Contracts (Regulation) Act, 1956 ('SCRA') and the rules made thereunder.
 - The Depositories Act, 1996 and the Regulations and bye-laws framed thereunder.
 - Foreign Exchange Management Act, 1999 and the rules and regulations made thereunder to the extent of Foreign

Direct Investment, Overseas Direct Investment and External Commercial Borrowings.

- The following Regulations and Guidelines prescribed under the Securities and Exchange Board of India Act, 1992 ('SEBI Act'):-
 - a. The Securities and Exchange Board of India (Substantial Acquisition of Shares and Takeovers) Regulations, 2011, as amended from time to time;
 - b. The Securities and Exchange Board of India (Prohibition of Insider Trading) Regulations, 2015;
 - c. The Securities and Exchange Board of India (Issue of Capital and Disclosure Requirements) Regulations, 2018;
 - d. The Securities and Exchange Board of India (Share Based Employee Benefits and Sweat Equity) Regulation, 2021 (Not applicable to the Company during the audit period);
 - e. The Securities and Exchange Board of India (Issue and Listing of Non-Convertible Securities) Regulations, 2021 (Not applicable to the company during the audit period);
 - f. The Securities and Exchange Board of India (Registrar to an Issue and Share Transfer Agents) Regulations, 1993, regarding the Companies Act and dealing with client.
 - g. The Securities and Exchange Board of India (Delisting of Equity Shares) Regulations, 2021 (Not applicable to the Company during the audit period); and
 - h. The Securities and Exchange Board of India (Buyback of Securities) Regulations, 2018 (Not applicable to the Company during the audit period);

- i. The Securities and Exchange Board of India (Listing Obligation and Disclosure Requirements) Regulations, 2015; as amended from time to time

During the year under review the Company has complied with the provisions of the Act, Rules, Regulations, etc. as amended from time to time, mentioned above.

II.

- Food Safety and Standards Act, 2006
- Essential Commodities Act, 1955
- U.P. Sugarcane (Regulation of Supply and Purchase) Act, 1953
- Sugarcane Control Order, 1966.
- Sugar Control Order, 1966.
- Sugar Development Fund Act, 1982
- Export (Quality Control and Inspection) Act, 1963
- Agricultural and Processed Food Products Export Act, 1986
- Indian Boilers Act, 1923

During the year under review, the Company has made all compliances under Sector specific laws mentioned above.

III.

- The Air (Prevention & Control of Pollution) Act, 1981 [Read with the Air (Prevention & Control of Pollution) Rules, 1982]
- The Environment (Protection) Act, 1986 [Read with the Environment (Protection) Rules, 1986]
- The Water (Prevention & Control of Pollution) Act, 1974 [Read with the Water (Prevention & Control of Pollution) Rules, 1975]
- The Hazardous Waste (Management, Handling And Transboundary Movement) Rules, 2008
- The Factories Act, 1948
- The Industrial Disputes Act, 1947
- UP Industrial Disputes Act, 1947
- Standing Order covering the conditions of employment of workmen in Vacuum Pan Sugar Factories in U.P.

- U.P. Sugar Wage Board (Constituted under U.P. Industrial Disputes Act, 1947)
- The Payment of Wages Act, 1936
- The Minimum Wages Act, 1948
- The Employees' Provident Fund and Miscellaneous Provisions Act, 1952
- The Payment of Bonus Act, 1965
- The Payment of Gratuity Act, 1972
- The Contract Labour (Regulation and Abolition) Act, 1970
- The Maternity Benefit Act, 1961
- The Child Labour (Prohibition and Regulation) Act, 1986
- The Industrial Employment (Standing Orders) Act, 1946
- The Employees' Compensation Act, 1923 (earlier known as Workmen's Compensation Act, 1923)
- The Apprentices Act, 1961
- The Employees' State Insurance Act, 1948
- Public Liability Insurance Act, 1991 amended upto 1992 & Rules 1991 amended upto 2003
- Sexual harassment of women at the workplace (Prevention, Prohibition, Redressal) Act, 2013
- Goods and Services Tax Act, 2017 (CGST)
- UP GST Act, 2017
- Sheera Niyam Adhiniyam, 1964
- Inter-State Migrant Workmen (Regulation of Employment and Conditions of Service) Act, 1979
- United Province Excise Act, 1910 and Rules thereunder
- UP Excise Act, 1910 and UP Bottling of Country Liquor Rules, 2020

During the year under review the Company has filed periodical return and has not received any show cause notice and has generally complied with the provisions of the Act, Rules, Regulations, Guidelines, Standards, etc. as amended from time to time, mentioned above.

We have relied on the representation made by the Company and its officers on systems and mechanism formed by the Company for compliance under other Act,

Laws and Regulations to the Company.

We have also examined compliance with the applicable clauses of the following:-

- a. Secretarial Standards issued by The Institute of Company Secretaries of India and notified by Central Government.
- b. The Securities and Exchange Board of India (Listing Obligations and Disclosure Requirements) Regulations, 2015.

➤ **We further report that:**

The Board of Directors of the Company is duly constituted with proper balance of Executive Directors, Non-Executive Directors and Independent Directors. The changes in the composition of the Board of Directors that took place during the year under review were carried out in compliance with the provisions of the Act.

Adequate notice is given to all directors to schedule the Board Meetings, agenda and detailed notes on agenda were sent at least seven days in advance, and a system exists for seeking and obtaining further information and clarifications on the agenda items before the meeting and for meaningful participation at the meeting.

Majority decision is carried through while there has been no member dissenting from the decisions arrived.

There are adequate systems and processes in the company commensurate with the size and operations of the company to monitor and ensure compliance with applicable laws, rules, regulations and guidelines.

We further report that during the year under review:

1. Mr. Vijay Kumar Goel (Chairman), Mr. Gautam Goel (Managing Director), Mr. Sandeep Sharma (Whole Time Director) and Mr. Ashwani Kumar Gupta (Independent Director) resigned from their respective post in the Company w.e.f May 04, 2022.
2. Mr. Akshat Kapoor was appointed as an Additional Director (Executive) of the Company by the Board of Directors in their meeting dated May 04, 2022. Later his designation was changed to Whole Time Director w.e.f May 04, 2022. Further, on July 27, 2022, he resigned as Whole Time Director of the Company.
3. Mr. Nalin Kumar Gupta resigned as Joint CFO of the Company w.e.f. May 04, 2022.
4. Mr. Anant Pande was appointed as Chief Executive

Officer of the Company w.e.f July 01, 2022 by the Board of Directors in their meeting dated May 29, 2022. Further, he was also appointed as an Additional Director (Executive) of the Company by the Board of Directors in their meeting dated July 27, 2022. Later his designation was changed and he was appointed as Whole Time Director for a period of three years w.e.f. July 27, 2022 subject to the approval of Shareholders, which was duly obtained in the Annual General Meeting held on September 14, 2022.

5. Ms. Nandita Chaturvedi resigned from the post of Independent Women Director of the Company w.e.f. July 27, 2022.
6. Mr. Ashok Kumar Goel and Mr. Gaurav Goel were re-appointed as Chairman (Executive Director) and Managing Director respectively by the Board of Directors in their meeting dated May 29, 2022 for a period of five years w.e.f April 01, 2023 subject to the Shareholder's approval, which was duly obtained in the Annual General Meeting held on September 14, 2022.
7. Ms. Pallavi Khandelwal was appointed as an Additional Director (Independent) on July 27, 2022 by the Board of Directors for a first term of five consecutive years, subject to the Shareholder's approval which was duly obtained in the Annual General Meeting held on September 14, 2022.
8. The Company had re-appointed M/s TR Chadha & Co. LLP Chartered Accountants, for another term of five years and appointed M/s Mittal Gupta & Co., Chartered Accountants as Joint Statutory Auditors of the Company for a term of five years at its Annual General Meeting held on September 14, 2022.

We further report that:

- During the year under review, the Scheme of Arrangement between Dhampur Sugar Mills Limited (Demerged Company) and Dhampur Bio Organics Limited (Resulting Company) (Scheme), was approved by the Hon'ble National Company Law Tribunal, Allahabad Bench (NCLT), vide its Order dated April 27, 2022 which became effective on May 03, 2022. Pursuant to the effectiveness of the Scheme:-
- a) Out of five units of the Company, three units situated at (i) Mansurpur, District Muzaffarnagar, (ii) Asmoli, District Sambhal and (iii) Meeraganj, District Bareilly in

state of Uttar Pradesh were transferred to Resulting Company i.e., Dhampur Bio Organics Limited.

- b) Dhampur International Pte Limited and Dhampur Bio Organics Limited ceased to be subsidiaries of the Company.
- c) The Company fixed May 17, 2022 as Record Date for the purpose of allotment of 66387590 equity shares of ₹ 10 (Rupees Ten only) each by the Resulting Company to the shareholders of the Demerged Company, whose name is recorded in the register of members and records of the depository as members of the Demerged Company on the Record Date.
- d) The authorised share capital of the Company was reclassified and altered as under:

Pursuant to the Scheme, the existing Preference Shares i.e., 69,17,400 (Sixty Nine Lakh Seventeen Thousand Four Hundred) having face value of ₹ 100 (Rupees One Hundred only) each in the Authorised Share Capital has been reclassified into Equity Shares of ₹ 10 (Rupees Ten only) each. Further to such reclassification part of the Authorised Share Capital i.e., 9,15,00,000 (Nine Crore Fifteen Lakh) Equity

Shares of face value of ₹ 10 (Rupees Ten only) each aggregating to ₹ 91,50,00,000 (Rupees Ninety One Crore Fifty Lakh only) has been transferred to the Resulting Company.

- e) Further, 3,25,496 (Three Lakh Twenty Five Thousand Four Hundred Ninety Six) forfeited equity shares of face value ₹ 10 (Rupees Ten only) each of the Company were cancelled, extinguished and annulled and the same regarded as reduction of share capital of the Company.

**For GSK & Associates
(Company Secretaries)
FRN: P2014UP036000**

**Saket Sharma
Partner
(Membership No.: F4229)
(CP No.: 2565)**

**Date: May 07, 2023
Place: Kanpur**

**PR No: 2072/2022
UDIN: F004229E000266953**

SECRETARIAL COMPLIANCE REPORT

(Pursuant to Regulation 24A of SEBI (Listing Obligation Disclosure Requirement) Regulations, 2015)
(For the year ended March 31, 2023)

To,
The Members
Dhampur Sugar Mills Limited
District Bijnor, Dhampur
Uttar Pradesh– 246761

We, GSK & Associates have examined:

- a) all the documents and records made available to us and explanation provided by Dhampur Sugar Mills Limited (“the listed entity”),
- b) the filings/ submissions made by the listed entity to the stock exchanges,
- c) website of the listed company,
- d) any other document/ filing, as may be relevant, which has been relied upon to make this certification, for the financial year ended March 31, 2023 in respect of compliance with the provisions of:
 - a) the Securities and Exchange Board of India Act, 1992 (“SEBI Act”) and the Regulations, Circulars, Guidelines issued thereunder; and
 - b) the Securities Contracts (Regulation) Act, 1956 (“SCRA”), rules made thereunder and the Regulations, circulars, guidelines issued thereunder by the Securities and Exchange Board of India (“SEBI”);

The specific Regulations, whose provisions and the circulars/ guidelines issued thereunder, have been examined, include:-

- a) Securities and Exchange Board of India (Listing Obligations and Disclosure Requirements) Regulations, 2015; as amended from time to time;
- b) The Securities and Exchange Board of India (Issue of Capital and Disclosure Requirements) Regulations, 2018;
- c) The Securities and Exchange Board of India (Share Based Employee Benefits and Sweat Equity) Regulations, 2021; (Not applicable to the Company during the period under review);
- d) The Securities and Exchange Board of India (Issue and Listing of Debt Securities) Regulations, 2008; (Not applicable to the Company during the period under review);
- e) The Securities and Exchange Board of India (Issue and Listing of Non-Convertible Securities) Regulations, 2021; (Not applicable to the Company during the period under review);
- f) Securities and Exchange Board of India (Substantial Acquisition of Shares and Takeovers) Regulations, 2011;
- g) Securities and Exchange Board of India (Buyback of Securities) Regulations, 2018; (Not applicable to the Company during the period under review);
- h) Securities and Exchange Board of India (Prohibition of Insider Trading) Regulations, 2015; as amended from time to time;
- i) The Securities and Exchange Board of India (Registrar to an Issue and Share Transfer Agents) Regulations, 1993, regarding the Companies Act and dealing with client and;
- j) The Depositories Act, 1996 and the Regulations and bye-laws framed thereunder and based on the above examination,

We hereby report that, during the period under review, the compliance status of the listed entity is appended as below:

Sr. No.	Particulars	Compliance status (Yes/No/NA)	Observations / Remarks by PCS
1.	<p>Secretarial Standard: The compliances of the listed entity are in accordance with the applicable Secretarial Standards (SS) issued by the Institute of Company Secretaries of India (ICSI)</p>	Yes	
2.	<p>Adoption and timely updation of the Policies:</p> <ul style="list-style-type: none"> • All applicable policies under SEBI Regulations are adopted with the approval of board of directors of the listed entities • All the policies are in conformity with SEBI Regulations and has been reviewed & timely updated as per the regulations/circulars/guidelines issued by SEBI 	Yes	
3.	<p>Maintenance and disclosures on Website:</p> <ul style="list-style-type: none"> • The Listed entity is maintaining a functional website • Timely dissemination of the documents/ information under a separate section on the website • Web-links provided in annual corporate governance reports under Regulation 27(2) are accurate and specific which redirects to the relevant document(s)/ section of the website 	Yes	
4.	<p>Disqualification of Director: None of the Director of the Company are disqualified under Section 164 of Companies Act, 2013</p>	Yes	
5.	<p>To examine details related to Subsidiaries of listed entities:</p> <ul style="list-style-type: none"> (a) Identification of material subsidiary companies (b) Requirements with respect to disclosure of material as well as other subsidiaries 	Yes	
6.	<p>Preservation of Documents: The listed entity is preserving and maintaining records as prescribed under SEBI Regulations and disposal of records as per Policy of Preservation of Documents and Archival Policy prescribed under SEBI LODR Regulations, 2015</p>	Yes	
7.	<p>Performance Evaluation: The listed entity has conducted performance evaluation of the Board, Independent Directors and the Committees at the start of every financial year as prescribed in SEBI Regulations</p>	Yes	
8	<p>Related Party Transactions:</p> <ul style="list-style-type: none"> (a) The listed entity has obtained prior approval of Audit Committee for all Related party transactions (b) In case no prior approval obtained, the listed entity shall provide detailed reasons along with confirmation whether the transactions were subsequently approved/ratified/rejected by the Audit committee 	Yes	
9	<p>Disclosure of events or information: The listed entity has provided all the required disclosure(s) under Regulation 30 along with Schedule III of SEBI LODR Regulations, 2015 within the time limits prescribed thereunder</p>	Yes	

Sr. No.	Particulars	Compliance status (Yes/No/NA)	Observations / Remarks by PCS
10.	Prohibition of Insider Trading: The listed entity is in compliance with Regulation 3(5) & 3(6) SEBI (Prohibition of Insider Trading) Regulations, 2015	Yes	
11	Actions taken by SEBI or Stock Exchange(s), if any: No Actions taken against the listed entity/ its promoters/ directors/ subsidiaries either by SEBI or by Stock Exchanges (including under the Standard Operating Procedures issued by SEBI through various circulars) under SEBI Regulations and circulars/ guidelines issued thereunder	Yes	
12	Additional Non-compliances, if any: No any additional non-compliance observed for all SEBI regulation/circular/guidance note etc.	Yes	

Compliances related to resignation of statutory auditors from listed entities and their material subsidiaries as per SEBI Circular CIR/CFD/CMD1/114/2019 dated 18th October, 2019:

Sr. No.	Particulars	Compliance status (Yes/No/NA)	Observations / Remarks by PCS
1.	Compliances with the following conditions while appointing/re-appointing an auditor i. If the auditor has resigned within 45 days from the end of a quarter of a financial year, the auditor before such resignation, has issued the limited review/ audit report for such quarter; or ii. If the auditor has resigned after 45 days from the end of a quarter of a financial year, the auditor before such resignation, has issued the limited review/ audit report for such quarter as well as the next quarter; or iii. If the auditor has signed the limited review/ audit report for the first three quarters of a financial year, the auditor before such resignation, has issued the limited review/ audit report for the last quarter of such financial year as well as the audit report for such financial year.	NA	No such event has been occurred during the period under review
2.	Other conditions relating to resignation of statutory auditor i. Reporting of concerns by Auditor with respect to the listed entity/its material subsidiary to the Audit Committee: a. In case of any concern with the management of the listed entity/material subsidiary such as non-availability of information / non-cooperation by the management which has hampered the audit process, the auditor has approached the Chairman of the Audit Committee of the listed entity and the Audit Committee shall receive such concern directly and immediately without specifically waiting for the quarterly Audit Committee meetings. b. In case the auditor proposes to resign, all concerns with respect to the proposed resignation, along with relevant documents has been brought to the notice of the Audit Committee. In cases where the proposed resignation is due to non-receipt of information / explanation from the company, the auditor has informed the Audit Committee the details of information / explanation sought and not provided by the management, as applicable.	NA	No such event has been occurred during the period under review

Sr. No.	Particulars	Compliance status (Yes/No/NA)	Observations / Remarks by PCS
	<p>b. In case the auditor proposes to resign, all concerns with respect to the proposed resignation, along with relevant documents has been brought to the notice of the Audit Committee. In cases where the proposed resignation is due to non-receipt of information / explanation from the company, the auditor has informed the Audit Committee the details of information / explanation sought and not provided by the management, as applicable.</p> <p>c. The Audit Committee / Board of Directors, as the case may be, deliberated on the matter on receipt of such information from the auditor relating to the proposal to resign as mentioned above and communicate its views to the management and the auditor.</p> <p>ii. Disclaimer in case of non-receipt of information: The auditor has provided an appropriate disclaimer in its audit report, which is in accordance with the Standards of Auditing as specified by ICAI / NFRA, in case where the listed entity/ its material subsidiary has not provided information as required by the auditor.</p>		
3	The listed entity / its material subsidiary has obtained information from the Auditor upon resignation, in the format as specified in Annexure- A in SEBI Circular CIR/ CFD/CMD1/114/2019 dated 18th October, 2019.	NA	No such event has been occurred during the period under review

We hereby further report that, during the year under review:

a) The listed entity has complied with the provisions of the above Regulations and circulars/ guidelines issued thereunder, except in respect of matters specified below:

Sr. No.	Compliance Requirements (Regulations/circulars/ guidelines including specific clause)	Regulation/ Circular No.	Deviation	Action Taken by	Type of Action	Details of Violation	Fine Amount	Observation/ Remarks of Practicing Company Secretary	Management Response	Remarks
									NIL	

b) This listed entity has taken the following actions to comply with the observations made in previous reports:

Sr. No.	Compliance Requirement (Regulations / circulars / guidelines including specific clause)	Regulation/ Circular No.	Deviation	Action Taken by	Type of Action	Details of Violation	Fine Amount	Observations/ Remarks of the Practicing Company Secretary	Observations made in Secretarial Compliance Report for the year ended	Management Response	Remarks
1	Securities and Exchange Board of India (Listing Obligations and Disclosure Requirements), 2015	Regulation 24A	Non Compliance with respect to the submission of Secretarial Compliance Report within the time specified to the Exchange.	Stock Exchange	Fine	Non Compliance with respect to the submission of Secretarial Compliance Report for the year ended March 31, 2021, within the timelines specified in Regulation 24A to the Exchange	₹2360	Non Compliance with respect to the submission of Secretarial Compliance Report for the year ended March 31, 2021, within the timelines specified in Regulation 24A to the Exchange	NA (Since penalty was paid)	NA (Since penalty was paid)	-

We further report that:

During the year under review, the Scheme of Arrangement (Scheme) between Dhampur Sugar Mills Limited (Demerged Company) and Dhampur Bio Organics Limited (Resulting Company), was approved by the Hon'ble National Company Law Tribunal, Allahabad Bench (NCLT), vide its Order dated April 27, 2022 which became effective on May 03, 2022. Pursuant to the effectiveness of the Scheme:

- i. Out of five units of the Company, three units situated at (i) Mansurpur, District Muzaffarnagar, (ii) Asmoli, District Sambhal and (iii) Meerganj, District Bareilly in state of Uttar Pradesh were transferred to Resulting Company i.e., Dhampur Bio Organics Limited.
- ii. Dhampur International Pte Limited and Dhampur Bio Organics Limited ceased to be subsidiaries of the Company.
- iii. The Company fixed May 17, 2022 as Record Date for the purpose of allotment of 66387590 equity shares of ₹ 10 (Rupees Ten only) each by the Resulting Company to the shareholders of the Demerged Company, whose name is recorded in the register of members and records of the depository as members of the Demerged Company on the Record Date.
- iv. The authorised share capital of the Company was reclassified and altered as under:

Pursuant to the Scheme, the existing Preference Shares i.e., 69,17,400 (Sixty Nine Lakh Seventeen Thousand Four Hundred) having face value of ₹ 100 (Rupees One Hundred only) each in the Authorised Share Capital has been reclassified into Equity Shares of ₹ 10 (Rupees Ten only) each. Further to such reclassification part of the Authorised Share Capital i.e., 9,15,00,000 (Nine Crore Fifteen Lakh) Equity Shares of face value of ₹ 10 (Rupees Ten only) each aggregating to ₹91,50,00,000 (Rupees Ninety One Crore Fifty Lakh only) has been transferred to the Resulting Company.
- v. Further, 3,25,496 (Three Lakh Twenty Five Thousand Four Hundred Ninety Six) forfeited equity shares of face value ₹ 10 (Rupees Ten only) each of the Company were cancelled, extinguished and annulled and the same regarded as reduction of share capital of the Company.

For GSK & Associates
(Company Secretaries)
FRN: P2014UP036000

Saket Sharma
Partner
(Membership No.: F4229)
(CP No.: 2565)

PR No: 2072/2022
UDIN: F004229E000266964

Date: May 07, 2023
Place: Kanpur

BUSINESS RESPONSIBILITY & SUSTAINABILITY REPORT (BRSR)

Index:

Section A	General Disclosures
Section B	Management and Process
Section C	Principle wise Performance Disclosures
Principle 1	Businesses should conduct and govern themselves with integrity,
Principle 2	Businesses should provide goods and services in a manner that is sustainable and safe.
Principle 3	Businesses should respect and promote the well-being of all employees, including those in their value chains.
Principle 4	Businesses should respect the interests of and be responsive to all its stakeholders.
Principle 5	Businesses should respect and promote human rights.
Principle 6	Businesses should respect and make efforts to protect and restore the environment.
Principle 7	Businesses, when engaging in influencing public and regulatory policy, should do so in a in a manner that is Ethical, Transparent and Accountable.
Principle 8	Businesses should promote inclusive growth and equitable development.
Principle 9	Businesses should engage with and provide value to their consumers in a responsible manner.

SECTION A: GENERAL DISCLOSURE

I. Details of the Listed Entity

1	Corporate Identity Number (CIN) of the Company	L15249UP1933PLC000511
2	Name of the Company	DHAMPUR SUGAR MILLS LIMITED
3	Year of incorporation	22-05-1933
4	Registered office address	Dhampur, Distt. Bijnor - 246761, U.P.
5	Corporate office address	6th Floor, Max House, Okhla Industrial Estate, Phase- III, New Delhi-110020
6	E-mail ID	investordesk@dhampursugar.com
7	Telephone	011-41259400
8	Website	www.dhampursugar.com
9	Financial year for which reporting is being done	1st April 2022 to 31st March 2023
10	Name of the Stock Exchange(s) where shares are listed	BSE Limited; National Stock Exchange of India Limited
11	Paid-up Capital	₹ 66.38 crores
12	Name and contact details of the person who may be contacted in case of any queries on the Business Responsibility and Sustainability Report (BRSR)	Name of the Person : Mrs Aparna Goel, Company Secretary Telephone : +91 011 41259400 Email address: aparnagoel@dhampursugar.com
13	Reporting Boundary: Are the disclosures under this report made on a standalone basis (i.e. only for the entity) or on a consolidated basis (i.e. for the entity and all the entities which form a part of its consolidated financial statements, taken together).	Disclosures made in this report are on a Standalone basis

II. Product/Services

14 Details of business activities (Accounting for 90% of the turnover)

Sr. No.	Description of Main Activity	Description of Business Activity	% Turnover of the Entity
1	Manufacturing – FMCG	Manufacturing of Sugar	49.14%
2	Manufacturing of beverages and ethanol	Production of Alcohol including Fuel Grade Ethanol and Potable Alcohol (Country liquor), Ethyl Acetate, Extra Neutral Alcohol	47.68%
3	Generation of power	Sale of renewable energy generated to the Grid	2.37%

15 Products/Services sold by the Company (Accounting for 90% of the entity's Turnover)

Sr. No.	Product/Service	NIC Code	% of Total Turnover contributed
1	Sugar	10721	47.29%
2	Mishti	10721	1.85%
3	Power	3510	2.37%
4	Ethanol	20119	20.57%
5	Chemical	20119	10.70%
6	Potable spirit	11012	16.42%

III. Operations

16 Number of locations where plants and/or operations/offices of the entity are situated:

Location	Number of plants	No. of Offices	Total
National	2	1	3
International	The Company does not have offices in international locations as on date		

17 Market served by the entity

a. No. of Locations

Locations	Numbers
National (No. of States)	22 States and 1 Union Territory
International (No. of Countries)	3 Countries

b. What is the contribution of exports as a percentage of the total turnover of the entity?

0.11% of total turnover (which amounts to INR 3.2 Cr) of Dhampur Sugar Mill's turnover comes from its exports. This is achieved through the export of Ethyl Acetate (EA).

c. A brief on type of Customers

With an experience of 90 years in the sugar industry, from serving a number of sugar consumers we have diversified and gone on to serve the power and chemical needs of our customer base over the years. The Company's reach is spread across 22 states within India and also to 3 other nations. The trust and loyalty exhibited by our customers is a testimonial of our dedication to provide quality products.

Below is a brief product wise spread of our target customer groups:

- **Sugar:** We cater to sugar demands from four segments- Export to overseas customers, Institutional buyers, Indigenous market and Branded sugar mainly for retail customers through B2B segment. Industries that utilise our sugar include but are not limited to beverages, confectionery, bakery, sweet production, etc.
- **Power:** Bagasse, the by-product of sugar can be utilised for power generation, the same is produced and consumed captively, surplus power is sold entirely to the sole entity: state grid i.e., UPPCL (Uttar Pradesh Power Corporation Limited).

- **Ethanol:** We support and promote the Government of India's Ethanol Blending Programme and thus sell Ethanol to oil marketing companies.
- **Ethyl Acetate:** We sell Ethyl Acetate to end consumers and traders. This is primarily used as solvent. The industries that we cater to include packaging, paints, inks, adhesives, pharma, etc.
- **ENA (Extra Neutral Alcohol):** We captively consume ENA in our potable spirits plant. We also sell ENA to country liquor manufacturers.
- **Country Liquor:** We sell Country Liquor to whole sellers/ distributors only in the state of Uttar Pradesh.

IV. Employees:

We consider our employees to be our chief resources and believe their dedication and support is the primary ingredient of our success in the past 90 years. We uphold the principles of equality and inclusivity across our value-chain, and we are keen on building on these principles in the years to come. The Company is an equal opportunity employer. However, since majority of our operations occur in factories, on account of non-availability of requisite talent, there is a limited representation of women as part of our employee strength at 5% and worker strength at nearly 1%. We aim to strive and improve this representation through our corporate roles. At Corporate office we have approximately 30% women employees. This signifies our alliance to the United Nations SDG 5 upholding Gender Equality. We also respect the rights and contribution of differently abled individuals and are open to employing such employees. However, as on date we do not have such employees working with us, primarily due to non-availability of trained manpower. The below table includes employees across the organization including corporate office.

18. Details as at the end of financial year 2022-23:

Sr. No.	Particulars	Total (A)	Male		Female	
			No. (B)	% (B/A)	No. (C)	% (C/A)
a.	Employees (including differently abled)					
	Employees					
1	Permanent (D)	276	262	95%	14	5%
2	Other than Permanent (E)	0	0	0%	0	0%
3	Total (D+E)	276	262	95%	14	5%
b.	Workers (including differently abled):					
	Workers					
1	Permanent (F)	917	909	99.13%	8	0.87%
2	Other than Permanent (G)	384	382	99.48%	2	0.52%
3	Total (F+G)	1301	1291	99.23%	10	0.77%
c.	Differently abled Employees					
	Employees					
1	Permanent	-	-	-	-	-
2	Other than Permanent	-	-	-	-	-
3	Total	-	-	-	-	-
d.	Differently abled Workers:					
	Workers					
1	Permanent	-	-	-	-	-
2	Other than Permanent	-	-	-	-	-
3	Total	-	-	-	-	-

19. Participation/Inclusion/Representation of women

Sr. No.	Category	Total (A)	No. and % of females	
			No. (B)	% (B/A)
1	Board of Directors	8	1	13%
2	Key Management Personnel *	5	1	20%

* Includes Managing Director, Whole Time Director, Chief Executive Officer, Chief Financial Officer, and Company Secretary as defined under Section 2(51) of the Companies Act, 2013

To ensure our turnover rates remain minimal and to promote the well-being and growth of our employees, we have several initiatives in place. The turnover data is currently maintained at an overall level but going forward we shall maintain the bifurcation between permanent employees and permanent workers as well. Below stated are the turnover numbers noted for the Company.

20. Turnover rate for permanent employees and workers

Category	FY 2022-23 (Turnover rate in current FY)			FY 2021-22 (Turnover rate in previous FY)		
	Male	Female	Total	Male	Female	Total
	Permanent Employees	10.69%	13.04%	10.74%	12.24%	13.04%
Permanent Workers	Included above					

V. Holding, Subsidiary and Associate Companies (including joint ventures)

21 (a) Names of holding / subsidiary / associate companies / joint ventures

Sr. No.	Name of the holding / subsidiary / associate companies / joint ventures (A)	Indicate whether it is a Holding / Subsidiary / Associate / or Joint Venture	% of shares held by listed entity	Does the entity indicated at column A, participate in the Business Responsibility initiatives of the listed entity? (Yes/No)
1.	Ehaat Limited	Subsidiary	100	No
2.	DETS Limited	Subsidiary	51	No

VI. Details

22 a. Whether CSR is applicable as per the provision of Section 135 of Companies Act, 2013:

Yes

Turnover (in Rs.)	2825.95 Cr
Net worth (in Rs.)	1038.85 Cr

VII. Transparency and Disclosures Compliances

23 Compliments/Grievances on any of the principles (Principles 1 to 9) under the National Guidelines on Responsible Business Conduct

Stakeholder group from whom complaint is received	Grievance Redressal Mechanism in Place (Yes/No) If Yes, then provide web-link for grievance redress policy	FY 2022-23 (Turnover rate in current FY)		FY 2021-22 (Turnover rate in previous FY)		
		Number of complaints filed during the year	Number of complaints pending resolution at close of the year	Number of complaints filed during the year	Number of complaints pending resolution at close of the year	Remarks
Farmers	Yes, Cane department is a specific department established which liaises with farmers on a daily basis to understand their concerns and address their grievances	Nil	Nil	Nil	Nil	We haven't received any complaints from farmers
Employees	Yes, we have a detailed employee grievance redressal mechanism in place. This is an internal policy and is accessible to all employees via the Dhampur Intranet however the same is not published in public domain	Nil	Nil	Nil	Nil	We haven't received any complaints from our employees
Investors	Yes Our shareholders can write to us via the email id: investordesks@dhampursugar.com	152	Nil	139	Nil	All of the complaints received were resolved in due time
Customers	Yes Customers can use the "Get in touch" option on the website and write to us on any concerns they may have.	Nil	Nil	Nil	Nil	We haven't received complaints from our customers

24. Overview of the entity's material responsible business conduct issues

Please indicate material responsible business conduct and sustainability issues pertaining to environmental and social matters that present a risk or an opportunity to your business, rationale for identifying the same, approach to adapt or mitigate the risk along-with its financial implications, as per the following format

Sr. No.	Material Issue Identified (High priority material issues are listed below)	Indicate whether risk or opportunity	Rationale for identifying the risk/opportunity	In case of risk, approach to adapt or mitigate	Financial implications of the risk or opportunity (Indicate positive or negative implications)
1.	GHG Emissions	Risk	The greenhouse gases generated from burning of bagasse as well as processing of molasses can pose a risk of environmental harm. It is to mitigate the generated emissions.	To identify sources of scope 1,2 and 3 GHG emissions in Company's operations and to define goals for reducing the same. Suitable environmental control measures have been deployed to minimize these emissions. However, bagasse being green fuel, has lower carbon footprint as compared to fossil fuel. Molasses are largely used to produce ethanol which again being green fuel helps reduce carbon footprint and its use in ethanol blending programme (EBP) helps in conservation of foreign exchange.	Initiatives undertaken to mitigate harm arising from GHG emissions lead to incremental costs. If a given adopted technology fails to perform, there could be losses incurred too.
2.	Water and waste Management	Opportunity	Sugar industry is one of those industries where majority of generated waste byproducts are utilized for alcohol and power generation, Sewage Treatment Plant (STP)- sludge, press-mud, bagasse are all utilized for one or the other beneficial purposes. Zero Liquid Discharge (ZLD) has also been implemented to better manage water resources	ZLD and waste management initiatives have been established at Company's unit at Dhampur and Rajpura	Savings achieved in terms of power consumption and withdrawal of freshwater thus resulting in reduced costs of operations
3.	Energy management	Opportunity	At Dhampur Sugar, we use Renewable Energy (RE) generated from bagasse and other sources and hence we are self-sufficient. There is a significant cost savings potential through various energy optimization initiatives from the use of sugarcane by-products.	Existing generation methods for RE generation	Increased sale of power to the grid results in additional revenue generation

Sr. No.	Material Issue Identified (High priority material issues are listed below)	Indicate whether risk or opportunity	Rationale for identifying the risk/opportunity	In case of risk, approach to adapt or mitigate	Financial implications of the risk or opportunity (Indicate positive or negative implications)
4.	Product quality	Opportunity	A high-quality product enhances market image of the company and can fetch higher profits	Strong process and quality systems are in place to ensure top quality product	Brand building and incremental profits due to better product quality
5.	Diversity, equity, and inclusion	Opportunity	We have majority of male employees currently in our workforce, hence, to ensure balance and bring better insights in daily operations we would need to improve our diversity numbers	Incorporating DE&I initiatives to hire more female employees and also employees from varied backgrounds.	Innovation and better ideas from diversified workforce leading to increased profits
6.	Health, safety and well being	Opportunity	Any gaps in the safety arrangements in our units can result in severe harm to the employees and workers	Periodic risk identification done through safety observation report to note the safety incidents and corrective actions taken thereon including implementation of governance mechanism for the noted risk	Increased productivity from satisfied and happy employees leading to increased operational efficiency and growth
7.	Human Rights	Opportunity	Changing regulations around human rights can result in non-adherence and affect our business operations	Defining human rights policy and assessment procedures to avoid any non-compliances	Improved customer faith, specifically from institutional buyers, due to meticulous compliance of human rights issues for the organization leading to increased profits
8.	CSR	Opportunity	Supporting the community through our CSR initiatives can help us develop the local marginalized communities	Partnership with NGOs and interactions with local communities to support and enhance their development	Improved credibility and trust arising from community engagement can enhance our image in the areas around factories which holds potential for higher raw material availability
9.	Ethics and integrity	Opportunity	Reputational risk and regulatory action against any unethical practices noted	Whistleblower mechanism defined for employees and all other stakeholders to freely highlight any unethical practices noted	Compliance with regulatory requirements and mechanism to handle unethical practices prevents dent in company brand image

Sr. No.	Material Issue Identified (High priority material issues are listed below)	Indicate whether risk or opportunity	Rationale for identifying the risk/opportunity	In case of risk, approach to adapt or mitigate	Financial implications of the risk or opportunity (Indicate positive or negative implications)
10.	Governance and compliance	Risk	Any new updates to the regulatory framework and the multiple laws, regulations, and local statutes across the geographies we operate in and supply to makes it challenging to adhere to all the new updates and there is always a risk of non-compliance due to the changing scenario.	Periodic and regular liaison with concerned departments along with regular supervision in place to avoid any instances of non-compliance. Structured periodic reporting of compliance status along with exceptions (if any) to Senior Management. Have implemented compliance monitoring IT based tool which is reviewed by senior management on a monthly basis.	Fines and penalties may arise in case of any instances of non-adherence to compliances
11.	Material sourcing and efficiency	Risk	Business continuity risks that can arise in case the procurement is in an inefficient manner. Non-fulfillment or delayed fulfillment of order can create stock out situation and impact manufacturing plan	Cane department to ensure proper supply chain coupled with cordial relations are maintained with farmers, who are our major suppliers, to ensure regular availability of raw material. For other engineering materials to ensure consistent plant operations, a well-planned and established system is in place to ensure no discontinuity in plant operations due to stock outs.	Prevention of any potential financial losses that otherwise may result from hindrances to business continuity
12.	Stakeholder grievance redressal mechanism	Risk	Failure in timely redressal of reported grievance can result in lack of faith of stakeholders	Stringent grievance redressal mechanism established to review, address, and resolve all reported grievances	Stringent controls to help avoid regulatory action and compensation to be paid if stakeholders invite regulatory action against grievance highlighted
13.	Risk management	Risk	Severe effect on organization's sustenance due to inability to deal with adverse situations arising from lack of identification of potential risks and mitigation plans to handle the same	Enterprise Risk Management (ERM) council nominated by the risk management committee of the Board in place and evolving commensurate with dynamic business environment to identify all potential risks and mitigation actions for the most critical risks	Financial loss due to potential risks faced by the organization

SECTION B: MANAGEMENT AND PROCESS DISCLOSURES

This section is aimed at helping businesses demonstrate the structures, policies and processes put in place towards adopting the NGRBC Principles and Core Elements.

Disclosure Questions		P1	P2	P3	P4	P5	P6	P7	P8	P9
Policy and Management Processes										
1	a. Whether your entity's policy/policies cover each principle and its core elements of the NGRBCs. (Yes/No)	Yes	Yes	Yes	Yes	Yes	Yes	Yes	Yes	Yes
	b. Has the policy been approved by the Board? (Yes/No)	Yes	Yes	Yes	Yes	Yes	Yes	Yes	Yes	Yes
	c. Web Link of the Policies, if available	Business Responsibility Policy: https://api.dhampursugar.com/uploads/BRR_Policy_654c78dd0c.pdf								
2	Whether the entity has translated the policy into procedures. (Yes / No)	Yes								
3	Do the enlisted policies extend to your value chain partners? (Yes/No)	The policies have been shared with key value chain partners; we are in the process of sharing the policies with all value chain partners								
4	Name of the national and international codes/certifications/ labels/ standards (e.g., Forest Stewardship Council, Fairtrade, Rainforest Alliance, Trustee) standards (e.g., SA 8000, OHSAS, ISO, BIS) adopted by your entity and mapped to each principle.	ISO:9001 2015, FSSC:22000 V5.1 (DSM Sugar Rajpura - Rajpura Unit)								
5	Specific commitments, goals and targets set by the entity with defined timelines, if any.	<p>Dhampur enhances the well-being of communities through socio-economic and ecological development. The corporate social responsibility (CSR) initiatives promote education, sports, modern agricultural practices, skill development, women's empowerment, healthcare, sanitation, rural development, environmental sustainability and other activities. Farmer awareness programmes are conducted to educate them about water conservation and improving yield, thereby increasing farm income, contributing to the vision of our Prime Minister to double farm income.</p> <p>CSR activities, FY 2022-23:</p> <p>Village development programme: The Company partnered with the PHD Rural Development Foundation (PHDRDF) to undertake social welfare, including healthcare, water conservation, and other initiatives. These comprised free mobile health services near its units that provided health, eye, women & childcare and awareness initiatives.</p> <p>Pond rejuvenation: The Company promotes sustainable practices in villages near its Dhampur and Rajpura units. To conserve water and recharge ground water, the company partnered with PHD Rural Development Foundation (PHDRDF) to refurbish existing ponds in several villages.</p> <p>Promoting education: The Company supported Pushp Niketan School (Dhampur unit), providing quality education to rural students for concessional fees (and free in several cases).</p>								

Disclosure Questions		P1	P2	P3	P4	P5	P6	P7	P8	P9
6	Performance of the entity against the specific commitments, goals and targets along-with reasons in case the same are not met.	<p>Annual operating targets and certain targets in terms of EHS and HR initiatives have been established at Company's level. These are reviewed during the annual PMS cycle.</p> <p>Additionally, we also have annual CSR targets defined to give back to the community and support their development. With respect to CSR, for FY 2023-24, the Company will be focusing on General Rural Development – i.e., facilitating improved quality of livelihood by providing or helping them in getting required technology and machinery, equipment etc. that can help the farmers, supply of medical facilities to nearby areas (through PHD), water facilities through pond rejuvenation, hand pumps etc. sports infrastructure, etc.</p>								
Governance, Leadership and Oversight										
7	<p>Statement by director responsible for the business responsibility report, highlighting ESG related challenges, targets and achievements:</p> <p>The vision and mission of the Company aims at innovation and optimization for the benefit of all stakeholders and making a positive contribution to the environment we operate in. Our business operations encompass our commitment to Environmental, Social, and Governance (ESG) practices. We believe that as a responsible business, it is our duty to balance our economic growth with sustainable development, social responsibility, and environmental stewardship. We prioritize responsible practices, with a commitment to match the highest standards in employee, environment and community health and safety. In doing so, we endeavor to enhance value for all stakeholders. This statement reflects our dedication to these principles.</p> <p>Environment responsibility: We recognize the critical role we play in addressing climate change and reducing greenhouse gas emissions. We have implemented state-of-the-art technologies and processes to optimize energy efficiency, minimize waste generation, and promote the use of renewable resources. Our operations adhere to stringent environmental regulations, and we continually strive to exceed these standards. We continually invest in technologies to implement new ways to reduce our carbon footprint and promote a greener future. The approach is two pronged – continually improve energy and material utilization efficiencies to optimize consumption & increase waste recycling and reutilization.</p> <p>This has helped us moderate water use, resource depletion and pollution. Several initiatives like rainwater harvesting structures in our plants, development of green belts are regularly taken in our plants. Our company's EHS policy prioritizes employee safety and environmental protection to uphold the value of our products.</p> <p>Social Responsibility: We are committed to being a responsible corporate organization and making a positive impact on the communities in which we operate. We prioritize the well-being, health, and safety of our employees, providing them with a safe working environment and opportunities for growth and development. We engage in fair work practices, promoting diversity, equality, and inclusion within our workforce. We actively support local communities through social initiatives, education programs, and partnerships that promote economic development and enhance quality of life. Being an Agri based business, our teams have a very strong connect with the farmers and we constantly help them in enhancing their efficiencies which result in better income generation for farmers and is also beneficial to the company – a win-win situation for the company and stakeholders both.</p>									

Disclosure Questions		P1	P2	P3	P4	P5	P6	P7	P8	P9
<p>Governance and Ethical Practices: Transparent and ethical business practices are at the core of our operations. We maintain the highest standards of corporate governance, ensuring accountability, integrity, and fairness in all our dealings. We have established robust internal control systems, risk management frameworks, and compliance procedures to uphold our commitment to ethics and mitigate any potential risks. Our board of directors is diverse and independent, fostering a culture of responsible decision-making and long-term value creation for our stakeholders.</p> <p>Sustainability: We recognize that sustainability is not just a buzzword but a guiding principle for the longevity of our business. We strive for a circular economy, seeking innovative ways to reduce waste and optimize resource utilization. We continuously monitor our processes to minimize water consumption, increase energy efficiency, and reduce our overall ecological impact. We actively engage with stakeholders to understand their concerns and incorporate their feedback into our sustainability strategies. Initiatives on energy and other resources optimization have helped the Company in becoming one of the most efficient manufacturing companies in sugar sector.</p> <p>Partnerships and Collaboration: We believe that addressing global challenges requires collaborative efforts. We actively seek partnerships and collaborations with stakeholders, including governments, farmers, local communities, and industry peers. By working together, we create shared value, exchange knowledge, and drive collective action towards a more sustainable future.</p> <p>In conclusion, our company is deeply committed to Business Responsibility & Sustainability, with a focus on ESG principles. We strive to balance economic growth with environmental stewardship, social responsibility, and good governance. We acknowledge the challenges ahead but remain resolute in our determination to be a catalyst for positive change. We have conducted a comprehensive materiality assessment to identify the ESG risks and opportunities based on which business and ESG risks are being mitigated and opportunities will be used to create economic and social values and is also in the process of developing performance monitoring mechanism for all aspects related to ESG.</p> <p>We will continue to invest in sustainable practices, foster innovation, and embrace our responsibility to create long-term value for our stakeholders while contributing to a greener and more inclusive world.</p>										
8	Details of the highest authority responsible for implementation and oversight of the Business Responsibility policy (ies).	The Company's Chief Executive Officer (CEO) and CSR committee are responsible for implementation of Business Responsibility policy. The policy is assessed on a half yearly basis by Business Responsibility Head (currently the CEO) and placed before CSR committee annually.								
9	Does the entity have a specified Committee of the Board/Director responsible for decision making on sustainability related issues? (Yes / No). If yes, provide details.	Yes, CSR committee assesses and takes decisions on the BRSR matters								

10. Details of Review of NGRBCs by the Company:

Subject for Review	Indicate whether review was undertaken by Director / Committee of the Board/ Any other Committee	Frequency (Annually/ Half yearly/ Quarterly/ Any other – please specify)								
		P1	P2	P3	P4	P5	P6	P7	P8	P9
Performance against above policies and follow up action	Yes, the policies are reviewed by the Company on an on-going basis and updated for leading practices or statutory requirements as and when needed Quarterly certifications are shared by all applicable departments confirming their adherence to applicable statutory requirements									
Compliance with statutory requirements of relevance to the principles, and, rectification of any non-compliances										

11	Has the entity carried out independent assessment/ evaluation of the working of its policies by an external agency? (Yes/No). If yes, provide name of the agency	P1	P2	P3	P4	P5	P6	P7	P8	P9
		No, an independent assessment by external agency was not conducted, however the policies are periodically reviewed by the Senior Management.								

12. If answer to question (1) above is "No" i.e. not all Principles are covered by a policy, reasons to be stated:

Questions	P1	P2	P3	P4	P5	P6	P7	P8	P9
The entity does not consider the Principles material to its business (Yes/No)	Not applicable since the Business Responsibility policy of the Company covers all principles of NGRBC								
The entity is not at a stage where it is in a position to formulate and implement the policies on specified principles (Yes/No)									
The entity does not have the financial or/human and technical resources available for the task (Yes/No)									
It is planned to be done in the next financial year (Yes/No)									
Any other reason (please specify)									

SECTION C: PRINCIPLE WISE PERFORMANCE DISCLOSURE

PRINCIPLE 1: Businesses should conduct and govern themselves with integrity, and in a manner that is Ethical, Transparent and Accountable.

ESSENTIAL INDICATORS

1. Percentage coverage by training and awareness programmes on any of the Principles during the financial year:

Segment	Total number of training and awareness programmes held	Topics/principles covered under the training and its impact	% age of persons in respective category covered by the awareness programmes
Board of Directors	Total 238 trainings were conducted during the current year covering areas of General Awareness, Good Manufacturing Practices (GMP), Internal Auditor - FSSC Training, Internal Auditor - ISO training, Prevention of Sexual Harrasment (POSH) training, Safety, Health & Environment, Tech Centre, TNI (Training Need Identification) basis training, Total Productive Maintenance (TPM) training, and sessions were also conducted for training the trainers.		
Key Managerial Personnel			
Employees other than BODs and KMPs			
Workers (Contractual)			
Total number and bifurcation of employees into Board of Directors, KMP, other employees & workers who attended the trainings is maintained by respective departments. However, we intend to further enhance mechanism to track and document the same going forward.			

2. Details of fines / penalties /punishment/ award/ compounding fees/ settlement amount paid in proceedings (by the entity or by directors / KMPs) with regulators/ law enforcement agencies/ judicial institutions, in the financial year, in the following format.

a. Monetary

Type	NGRBC Principle	Name of the regulatory/ enforcement agencies/ judicial institutions	Amount (In INR)	Brief of the case	Has an appeal been preferred? (Yes/No)
Penalty/ Fine	Nil, there were no fines / penalties /punishment/ award/ compounding fees/ settlement amount paid in proceedings by Dhampur on any of our identified material issues in line with Regulation 30 of SEBI (Listing Obligations and Disclosure Obligations) Regulations.				
Settlement					
Compounding fee					

b. Non-Monetary

Type	NGRBC Principle	Name of the regulatory/ enforcement agencies/ judicial institutions	Amount (In INR)	Brief of the case	Has an appeal been preferred? (Yes/No)
Imprisonment Punishment			Nil		

1. Of the instances disclosed in Question 2 above, details of the Appeal/ Revision preferred in cases where monetary or non-monetary action has been appealed.

Case Details	Name of the regulatory/ enforcement agencies/ judicial institutions
Not applicable	Not Applicable

4. Does the entity have an anti-corruption or anti-bribery policy? If yes, provide details in brief and if available, provide a web-link to the policy.

Yes, anti-bribery policy is part of Code of Conduct of the company. The Policy is applicable to the Company, its Subsidiaries, any of their respective directors or employees, agents, or other persons acting on behalf of the Company. As per the policy, the persons/entities mentioned above shall not directly, or indirectly, offer or receive any illegal or improper payments or comparable benefits to/from any government or regulatory official or any other party such as vendor, supplier business partner, etc. that are intended for or are perceived as undue favors for the conduct of business of the Company. The policy is available on Company's website of the Company under the head 'Policies' at <https://www.dhampursugar.com/investors/policies>.

5. Number of Directors/KMPs/employees/workers against whom disciplinary action was taken by any law enforcement agency for the charges of bribery/ corruption:

Category	FY 2022-23 (Current Financial Year)	FY 2021-22 (Previous Financial Year)
Directors	Nil, no such instances were noted for the Company.	
KMPs		
Employees		
Workers		

6. Details of complaints with regard to conflict of interest:

Topic	FY 2022-23 (Current Financial Year)		FY 2021-22 (Previous Financial Year)	
	Number	Remarks	Number	Remarks
Number of complaints received in relation to issues of Conflict of Interest of the Directors	Nil, no such instances were noted for the Company.			
Number of complaints received in relation to issues of Conflict of Interest of KMPs				

7. Provide details of any corrective action taken or underway on issues related to fines / penalties / action taken by regulators/ law enforcement agencies/ judicial institutions, on cases of corruption and conflicts of interest.

Not Applicable, as there were no instances of conflicts of interest and corruption against Directors and KMPs.

LEADERSHIP INDICATORS

1. Awareness programme conducted for value chain partners on any of the Principles during the financial year:

Total number of training and awareness programmes held	Topics/principles covered under the training and its impact	%age of persons in value chain covered by the awareness programmes
--	---	--

Our major value chain partners are farmers, being suppliers of sugarcane, which is the major raw material for our production processes. Our Cane department conducts regular meetings/ workshops for them. These are captured in the media (print & electronic), details of which are available. Further, we will develop the mechanism to document the frequency and coverage details of these workshops/meetings.

2. Does the entity have processes in place to avoid/ manage conflict of interests involving members of the Board? (Yes/ No) If Yes, provide details of the same.

Yes. The Company has defined the process of to avoid/ manage conflict of interests involving members of the Board and Senior Management in its Code of Conduct defined for Board Members and Senior Management.

PRINCIPLE 2: Businesses should provide goods and services in a manner that is sustainable and safe

ESSENTIAL INDICATORS

1. Percentage of R&D and capital expenditure (capex) investments in specific technologies to improve the environmental and social impacts of product and processes to total R&D and capex investments made by the entity, respectively.

Type	FY 2022-23 (Current Financial Year)	FY 2021-22 (Previous Financial Year)	Details of improvement in social and environmental aspects
Research & Development (R&D)	0.78%	1.66%	Spends on cane development which benefits the society as well as environment
Capital Expenditure (CAPEX)	57.42%	0%	Improvements to steam economy which increases the energy efficiency

1. a. Does the entity have procedures in place for sustainable sourcing? (Yes/No)

We have a procurement process defined for sustainable sourcing and a defined policy which highlights Company's criteria for procuring materials sustainably.

If yes, what percentage of inputs were sourced sustainably?

We are implementing system to track and document the percentage of inputs sourced sustainably.

2. Describe the processes in place to safely reclaim your products for reusing, recycling and disposing at the end of life, for (a) Plastics (including packaging) (b) E-waste (c) Hazardous waste and (d) other waste.

We follow a comprehensive waste reduction strategy that focuses on minimizing waste generation at the source. Sugar industry is one of the manufacturing processes where all process waste either are reused or recycled like, Bagasse, Molasses, Press Mud etc. We do not reclaim our packaging waste; however we have mechanism in place to re-use the waste generated from sugarcane processing.

- **Hazardous Waste Management:** Our company has strict protocols in place for the proper handling, storage, and disposal of hazardous waste. We adhere to all applicable laws and regulations regarding hazardous waste management, including obtaining necessary permits and licenses. We conduct regular training programs for our employees to ensure they are well-versed in the safe handling and disposal of hazardous materials.

- **Zero Liquid Discharge:**
 - 100% treatment of effluent as per statutory requirement
 - Sludge Waste utilization in farming
 - Incineration boilers for treatment of distillery waste which utilize the calorific value available in as fuel to generate energy.
- **Reducing Hazardous and Toxic Chemicals:**
 - Supplier Engagement: We collaborate with our suppliers to ensure they provide materials and chemicals that comply with relevant environmental regulation. We prefer to prioritize suppliers who have a strong environmental record.
 - Process Optimization: Our company constantly reviews and optimizes our manufacturing processes to reduce the use of hazardous waste. This includes third party audit, internal review system etc.

3. Whether Extended Producer Responsibility (EPR) is applicable to the entity’s activities (Yes / No). If yes, whether the waste collection plan is in line with the Extended Producer Responsibility (EPR) plan submitted to Pollution Control Boards? If not, provide steps taken to address the same.

Yes, EPR is applicable to us. We have registered with Central Pollution Control Board (CPCB) and have obtained the EPR certification. We execute waste management through a third-party agency who handles the collection and processing of our plastic waste for us at PAN India level.

LEADERSHIP INDICATORS

1. Has the entity conducted Life Cycle Perspective / Assessments (LCA) for any of its products (for manufacturing industry) or for its services (for service industry)? If yes, provide details in the following format?

No.

NIC Code	Name of Product/Service	% of total Turnover contributed	Boundary for the Life Cycle Perspective/ Assessment was conducted	Whether conducted by independent external agency (Yes/No)	Results communicated in public domain (Yes/No) If yes, provide the web-link.
-	-	-	-	-	-

2. If there are any significant social or environmental concerns and/or risks arising from production or disposal of your products / services, as identified in the Life Cycle Perspective / Assessments (LCA) or through any other means, briefly describe the same along-with action taken to mitigate the same.

NA

S.No.	Name of the product	Description of the risk	Action Taken
-	-	-	-

3. Percentage of recycled or reused input material to total material (by value) used in production (for manufacturing industry) or providing services (for service industry).

Indicate Input Material	Recycled or re-used input material to total material	
	FY 22-23	Previous Financial Year
		-

4. Of the products and packaging reclaimed at end of life of products, amount (in metric tonnes) reused, recycled, and safely disposed, as per the following format:

Topic	FY 2022-23 (Current Financial Year)			FY 2021-22 (Previous Financial Year)		
	Reused	Recycled	Safely Disposed	Reused	Recycled	Safely Disposed
Plastics (including packaging)	Not Applicable as products are not reclaimed by us.					
E-waste						
Hazardous waste						
Other waste						

5. Reclaimed products and their packaging materials (as percentage of products sold) for each product category.

Indicate product category	Reclaimed products and their packaging materials as % of total products sold in respective category
Not applicable	Not Applicable

PRINCIPLE 3 Businesses should respect and promote the well-being of all employees, including those in their value chains

ESSENTIAL INDICATORS

1. Details of measures for the well-being of employees:

The below table covers details for Permanent and contractual employees and workers. Data is separately not maintained for permanent workers and is included in the table for permanent employees, however, going forward we shall maintain the same. For contractual workers, the data is not currently documented however we will document the same in the future.

Category	% of employees covered by Total	Health & Accident Insurance		Maternity Benefits		Paternity Benefits		Day Care Facilities	
		No.	%	No.	%	No.	%	No.	%
Permanent									
Male	100%	1171	100%	-	-	-	-	-	-
Female	100%	22	100%	22	100%	-	-	-	-
Total	100%	1193	100%	22	100%	-	-	-	-
Other than Permanent (Contractual)									
Male	100%	382	100%	-	-	-	-	-	-
Female	100%	2	100%	NA	NA	-	-	-	-
Total	100%	384	100%	-	-	-	-	-	-

2. Details of retirement benefits, for Current FY and Previous Financial Year:

Sr. No.	Benefits	FY 2022-23 (Current FY)			FY 2021-22 (Previous FY)		
		No. of employees covered as a % of total employees	No. of workers covered as a % of total worker	Deducted and deposited with the authority (Y/N/N.A.)	No. of employees covered as a % of total employees	No. of workers covered as a % of total worker	Deducted and deposited with the authority (Y/N/N.A.)
1	PF	100%	100%	Y	100%	100%	Y
2	Gratuity	100%	100%	Y	100%	100%	Y
3	ESI	0%	0%	N.A.	0%	0%	NA
4	Others – please specify	Not applicable					

3. **Accessibility of workplaces: Are the premises / offices of the entity accessible to differently abled employees and workers, as per the requirements of the Rights of Persons with Disabilities Act, 2016? If not, whether any steps are being taken by the entity in this regard.**

Dhampur understands the requirements listed by the Persons with Disabilities Act of 2016. We currently do not have any employees who fall under the disability criteria listed by the Act due to unavailability of trained workforce. However, we are keen on hiring differently abled employees and try to ensure that our premises are well equipped with facilities to support them. Ramps and railings have been established to support such employees. Further, we shall incorporate additional facilities to provide the requisite support to such employees.

4. **Does the entity have an equal opportunity policy as per the Rights of Persons with Disabilities Act, 2016? If so, provide a web-link to the policy.**

Yes, www.dhampursugar.com

5. **Return to work and Retention rates of permanent employees and workers that took parental leave.**

* Only one employee has taken maternity leave and currently availing the leave since November 2022.

Gender	Permanent employees / workers		
	Total employees who took parental leave	Return to work rate FY 23	Retention Rate FY 22
Male	NA	NA	NA
Female	NA	*	NA
Total	NA	*	NA

6. **Is there a mechanism available to receive and redress grievances for the following categories of employees and worker? If yes, give details of the mechanism in brief.**

Yes, we have Employee Grievance Policy which ensures that the complaints are dealt with promptly, fairly and in accordance with other related policies of the organization. The company has also adopted Whistle Blower Policy which ensures that genuine complainants are able to raise their concerns in full confidence, without any fear of retaliation or victimization.

7. **Membership of employees and worker in association(s) or Unions recognized by the listed entity:**

Category	FY 2022-23 (Current FY)			FY 2021-22 (Previous FY)		
	Total employees / workers in respective category (A)	No. of employees / workers in respective category, who are part of association(s) or Union (B)	% (B/A)	Total employees / workers in respective category (C)	No. of employees / workers in respective category, who are part of association(s) or Union (D)	%(D/C)
Permanent Employees						
Male	262	0	0	270	0	0
Female	14	0	0	14	0	0
Others	-	0	0	-	0	0
Total	276	0	0	284	0	0
Permanent Workers						
Male	909	102	11%	771	102	13%
Female	8	0	0%	8	0	0%
Others	-	0	0%	-	0	0%
Total	917	102	11%	779	102	13%

8. Details of training given to employees and workers:

A number of trainings were conducted during the current year covering areas of General Awareness, POSH, Safety, Health & Environment and TNI. For Skill upgradation, 238 trainings were conducted on areas such as ISO, Kaizen, Electrical equipment, etc. On Safety Health & Environment, there are periodic trainings conducted to train all the personnel on required precautions to be undertaken. Presently, respective departments track and maintain the training details however, going forward we intend to document the same in a more comprehensive manner.

9. Details of performance and career development reviews of employees and worker:

We understand that timely appreciation and rewards play a key role in building employee motivation and enhancing productivity. In line with the same we have a defined set of targets, goals and review parameters on which our employees are assessed, These assessment criteria are mapped into comprehensive competency assessment matrices which differ basis the department and workstream applicable to the employee. The details on employees and workers who underwent career development reviews are as listed below:

Category	FY 2022-23 (Current FY)			FY 2021-22 (Previous FY)		
	Total employees / workers in respective category (A)	No. of employees / workers in respective category, who had a career review (B)	% (B/A)	Total employees / workers in respective category (C)	No. of employees / workers in respective category, who had a career review (D)	%(D/C)
Employees						
Male	1171	1171	100%	1041	1041	100%
Female	22	22	100%	22	22	100%
Total	1193	1193	100%	1063	1063	100%
Contractors						
Male	382	382	100%	380	380	100%
Female	2	2	100%	2	2	100%
Total	384	384	100%	382	382	100%

10. Health and safety management system:

a. Whether an occupational health and safety management system has been implemented by the entity? (Yes/No)

We have a robust mechanism and a Environment, Health & Safety (EHS) Policy defined to address any concerns regarding employee health and safety.

a. What is the coverage of such system?

The policy is applicable to all workers and employees at both Dhampur and Rajpura units and the Corporate office

b. What are the processes used to identify work-related hazards and assess risks on a routine and non-routine basis by the entity?

Periodic HIRA assessment is done by under the guidance of a Designated Safety officer. This includes the following measures:

1. Identification of existent hazard potential in the workplace and work activities
2. Evaluation, and documentation of the severity of the risks involved
3. Reviewing the risk assessment report, carrying out Job Safety Analysis for Critical Jobs, documentation of Operation Control Procedures and their implementation
4. Ensuring the execution of safe work procedures identified post the analysis of risk assessment

The Company's supervisors are trained to identify hazardous situations. Head of Department (HOD)/ Manager (MR) review the risk assessment done by the team. HOD also reviews the plan defined to implement the corrective actions based on the risk severity.

c. Whether you have processes for workers to report the work related hazards and to remove themselves from such risks. (Yes/No)

Yes, we have a safety incident reporting mechanism, as per which employees & workers can report any accidents, near miss incidents or identified safety hazards (unsafe acts & unsafe conditions).

d. Do the employees/ worker of the entity have access to non-occupational medical and healthcare services? (Yes/No)

Yes, all Employees are covered under Mediclaim Policy and have access to take treatment anywhere through the insurance coverage provided.

11. Details of safety related incidents, in the following format:

Below details are for Rajpura and Dhampur unit including the cases for workers. Going forward, we shall separately capture the cases for worker category and maintain bifurcation for the same:

Safety Incident/Number	Category	FY 2022-23 Current Financial Year	FY 2021-22 Previous Financial Year
Lost Time Injury Frequency Rate (LTIFR) (per one million-person hours worked)	Employees	0	0
	Workers	7.99	11.99
Total recordable work-related injuries	Employees	0	0
	Workers	15	19
No. of fatalities	Employees	0	0
	Workers	0	0
High consequence work-related injury or ill-health (excluding fatalities)	Employees	0	0
	Workers	0	0

12. Describe the measures taken by the entity to ensure a safe and healthy workplace.

The Company has implemented a Safety, Health, and Environment Policy which highlights the responsibilities of all employees to ensure a safe working environment. We have a comprehensive HIRA process in place to ensure timely identification and mitigation of risks.

Additionally, there are certain periodic measures undertaken to ensure a safe and healthy working environment:

- Periodic checks on use of PPEs
- Display safety signages, SOP, boards to create the safety culture
- Regular mock drills conducted
- Quarterly safety committee meetings conducted to discuss the safety incidents & their action plans
- Site emergency exit plan review

13. Number of Complaints on the following made by employees and workers:

At both the plants we have demands/ suggestion which are documented and shared by the Union representing the employees. The same are further mutually discussed and resolved basis feasibility of the demand. Separately, there were no complaints that were reported by the employees.

Category	FY 2022-23 (Current Financial Year)			FY 2021-22 (Previous Financial Year)		
	Filed during the year	Pending resolution at the end of year	Remarks	Filed during the year	Pending resolution at the end of year	Remarks
Working Conditions	NA	NA	NA	NA	NA	NA
Health & Safety	NA	NA	NA	NA	NA	NA

14. Assessments for the year:

Topic	% of your plants and offices that were assessed (by entity or statutory authorities or third parties)
Health and safety practices	50%; Safety audit was conducted for Dhampur unit by third party agency as per the conditions laid down under BIS – 14489-2018 CODES OF PRACTICES On Occupational Safety and Health. Audit scope included (but was not limited to) the following areas: <ul style="list-style-type: none"> Occupational safety and health policy Organisational safety setup Accident reporting, investigation and analysis Training and awareness, compliance to statutory requirements, first aid facilities PPE, housekeeping, ventilation, noise and illumination Prevention of occupational diseases, fire prevention, protection and fighting system For Rajpura unit, the safety audit was conducted in January 2021 and covered a similar scope of audit. Daily checks are additionally conducted at both plants as part of business as usual. This is conducted by the Plant Safety team and is reviewed by Unit Head. Inter- department meetings are conducted on a daily basis (DMR: Daily Monitoring Report) to review any safety incidents to be taken up on priority for resolution.
Working Conditions	

15. Provide details of any corrective action taken or underway to address safety-related incidents (if any) and on significant risks / concerns arising from assessments of health & safety practices and working conditions.

Apart from the safety assessments conducted by the third-party agency, the safety committee meets on a periodic frequency to discuss any risks/ concerns identified and to ensure timely resolution of the same. A number of safe practices/ measures were adopted as an outcome of these meetings which included development of the emergency exit plan, safety instructions displayed at key locations, fire siren systems installed, safety quizzes and exhibitions introduced for better awareness among employees, space trainings for Cogen and boiling house conducted, root cause identification for Solid Retention Time (SRT) - Sludge, etc. were a few examples of the same.

LEADERSHIP INDICATORS**1. Does the entity extend any life insurance or any compensatory package in the event of death of (A) Employees (Y/N) (B) Workers (Y/N).**

Yes, fair compensation is provided to the kin of the employees and workers

2. Provide the measures undertaken by the entity to ensure that statutory dues have been deducted and deposited by the value chain partners

The Company is compliant with deduction of statutory dues of employees towards income tax, provident fund, ESIC etc. as applicable from time to time

3. Provide the number of employees / workers having suffered high consequence work related injury / ill-health / fatalities (as reported in Q11 of Essential Indicators above), who have been are rehabilitated and placed in suitable employment or whose family members have been placed in suitable employment:

Category	Total no. of affected employees/ workers		No. of employees/workers that are rehabilitated and placed in suitable employment or whose family members have been placed in suitable employment	
	Current FY 23	Previous FY 22	Current FY 23	Previous FY 22
Employees	0	0	0	0
Workers	0	0	0	0

4. Does the entity provide transition assistance programs to facilitate continued employability and the management of career endings resulting from retirement or termination of employment? (Yes/ No).

No, we do not have explicit training assistance programmes for employees terminated or retiring. This is because retired employees – if retained as consultants – are retained within similar roles of which they have experience (for ease of their functioning) and hence specific training is not needed in such a scenario.

5. Details on assessment of value chain partners:

Topic	% of your plants and offices that were assessed (by entity or statutory authorities or third parties)
Health and safety practices Working Conditions	We assess our value chain partners on quality parameters but going forward we shall also be assessing them on their safety and working conditions.

6. Provide details of any corrective actions taken or underway to address significant risks / concerns arising from assessments of health and safety practices and working conditions of value chain partners.

Not applicable

PRINCIPLE 4: Businesses should respect the interests of and be responsive to all its stakeholders

ESSENTIAL INDICATORS

1. Describe the processes for identifying key stakeholder groups of the entity:

The Company recognizes the value of stakeholder engagement and acknowledges the importance of timely feedback from the various stakeholder groups that can support to enhance our operations in a robust and effective manner. Dhampur aims to strengthen the partnership that it has with the below identified stakeholders:

- Farmers
- Government and regulatory bodies
- Customers
- Employees
- Shareholders and investors
- Suppliers of goods and services including transporters
- Media

2. List stakeholder groups identified as key for your entity and the frequency of engagement with each stakeholder group:

Stakeholder Group	Whether identified as Vulnerable & Marginalized Group (Yes/ No)	Channels of communication (Email, SMS, Newspaper, Pamphlets, Advertisement, Community Meetings, Notice Board, Website), Other	Frequency of engagement (Annually/ Half yearly/ Quarterly / others – please specify)	Purpose and scope of engagement including key topics and concerns raised during such engagement
Farmers	Yes	SMS, Pamphlets, Community Meetings, Notice Board	Ongoing	We interact with farmers on an ongoing basis as they are the most important stakeholders to our business. The cane department meets with the farmer community on a daily basis. Scope: Any issues pertaining to sugarcane growth, plant diseases, cultivation enhancement, pest control, seed innovation and development, any other grievances that they might face, etc.
Government and regulatory bodies	No	Periodic meetings with regulatory authorities, conferences, ISMA meets, etc.	Ongoing	We interact with regulatory authorities on a regular basis to ensure compliance to all statutory requirements. Additionally, we also interact with government representatives as part of the ISMA and other industry organizations. Scope: Interactions pertaining to the sugar industry, changing government norms or policies, compliance to rules and regulations, submission of statutory details.
Customers	No	Emails, Phone No. on bag of products, Regular interaction through meetings, Regular feedback from customers	Ongoing	Customers are at the heart of our business, and we work towards the fulfillment of their demands. In order to stay up to date with the industry trends, our Sales Representatives are constantly in touch with our customers to ensure they are duly satisfied. Scope: Feedback on product quality and pricing, Sales development, any after sales services needed, addressing complaints, building client trust and loyalty.

Stakeholder Group	Whether identified as Vulnerable & Marginalized Group (Yes/No)	Channels of communication (Email, SMS, Newspaper, Pamphlets, Advertisement, Community Meetings, Notice Board, Website), Other	Frequency of engagement (Annually/ Half yearly/ Quarterly / others – please specify)	Purpose and scope of engagement including key topics and concerns raised during such engagement
Employees	No	Periodic review meetings, trainings, workshops, induction programme, grievance redressal mechanism	Ongoing	We will thrive in our operations if our employees are content in the work environment. We thus ensure regular interactions with our employees to address their concerns and imbibe their feedback. Scope: Operational efficiency, challenges faced in daily work environment, suggestions, and feedback to improve any existing procedures, training and awareness sessions, health and safety initiatives, performance development reviews, etc.
Shareholders and investors	No	Emails, Annual report, Website, Announcements, Media releases	Quarterly basis	We interact with our Shareholders on a quarterly basis to update them about the profitability and growth as well as any significant changes in the organization. Scope: Annual general meetings, profitability and growth insights, governance mechanism, earning calls, updates to company's strategy, etc.
Suppliers of goods and services including transporters	No	Interactions with procurement/supply chain team via calls and emails and forums conducted for interactions.	Quarterly/ Ongoing	Transactional interactions on delivery of products and regarding quality and pricing Scope: Quality of goods and services, Delivery timelines and payments, Compliances to norms, collaboration and opportunities
Media	No	Media release interactions	On need basis	Local media houses regularly publish updates on developments in sugar cultivation and the farmer conditions. They also capture our responses, and we regularly interact with media representatives for the same. Scope: Press release regarding product launches, news on farmer interactions, transparency on pricing and operations.

LEADERSHIP INDICATORS

1. Provide the processes for consultation between stakeholders and the Board on economic, environmental, and social topics or if consultation is delegated, how is feedback from such consultations provided to the Board.

Our engagement with our broader stakeholder community is undertaken by respective functions in consultation with the leadership team. Feedback from different stakeholder groups on environmental, social or economic topics is shared with the CSR Committee of the Board. The CSR committee also reviews, monitors, and provides strategic direction to our CSR practices and social initiatives.

2. Whether stakeholder consultation is used to support the identification and management of environmental, and social topics (Yes / No). If so, provide details of instances as to how the inputs received from stakeholders on these topics were incorporated into policies and activities of the entity.

Yes. For instance, the ESG reviews sought by our customers help us in defining our future sustainability initiatives and updating policies like the Human Rights Policy.

3. Provide details of instances of engagement with, and actions taken to, address the concerns of vulnerable/marginalized stakeholder groups.

We have a dedicated Cane Department who liaises with the farmers daily. There are societies established by the government which act as a medium between the Private Industry (sugar manufacturers) and the farmers. The society represents the rights of the farmers. In case of any grievance, the farmer shall first raise the same to the society's government representative who will then communicate the same to the Company's Cane department personnel for resolution. However, we at Dhampur Sugar try to go an extra mile via the cane department and ensure we are in touch with the farmers on a daily basis to ensure their needs and demands are duly cared for. All kinds of grievances – relating to seeds, plant diseases, raising of timely payment indents, etc. are noted and resolved by the Cane department representative. Apart from farmers, if there is a grievance from any other member of the community, they directly reach out to the respective department representative at the plant offices – who shall then address and resolve the same.

PRINCIPLE 5: Businesses should respect and promote human rights

ESSENTIAL INDICATORS

1. Employees and workers who have been provided training on human rights issues and policy(ies) of the entity, in the following format:

Training on various issues related to human rights are covered under new employee induction, POSH, code of conduct etc. Presently, limited records are being maintained by respective departments. However, we have initiated process for monitoring the attendance in various human right trainings.

As per the training register, total 238 trainings were conducted during the current year covering areas of General Awareness, GMP, POSH, Safety, Health & Environment, Tech Center, TNI Basis, TPM and trained the trainers sessions.

2. Details of minimum wages paid to employees and workers, in the following format:

Category	FY 2023 (Current FY)				FY 2022 (Previous FY)					
	Total Count in Current FY	Number of Employees Paid Minimum wage	% age of Employees Paid Minimum wage	Number of Employees Paid more than Minimum wage	% age of Employees Paid more than Minimum wage	Total Count in Previous FY	Number of Employees Paid Minimum wage	% age of Employees Paid Minimum wage	Number of Employees Paid more than Minimum wage	% age of Employees Paid more than Minimum wage
Employees										
Permanent										
Male	262	0	0%	262	100%	270	0	0%	270	100%
Female	14	0	0%	14	100%	14	0	0%	14	100%
Other than permanent										
Male	0	0	0	0	0	0	0	0	0	0
Female	0	0	0	0	0	0	0	0	0	0
Workers										
Permanent										
Male	909	0	0	909	100%	771	0	0%	771	100%
Female	8	0	0	8	100%	8	0	0%	8	100%
Other than permanent										
Male	382	0	0	382	100%	380	0	0%	380	100%
Female	2	0	0	2	100%	2	0	0%	2	100%

3. Details of remuneration/salary/wages, in the following:

We respect the rights of all our employees and want to ensure that they are fairly compensated for all their efforts and contribution to the firm.

	Male No.	Median remuneration/ salary/ wages of respective category	Female No.	Median remuneration/ salary/ wages of respective category
Board of Directors (sitting fee only)	4	1,55,000	1	1,10,000
Key Managerial Personnel (WTD , MD, CEO, CFO, CS)	5	1,87,37,439	1	19,20,600
Employees other than BoD and KMP	262	5,59,880	14	5,99,171
Workers	909	3,57,456	8	2,69,566

4. Do you have a focal point (Individual/ Committee) responsible for addressing human rights impacts or issues caused or contributed to by the business? (Yes/No)

Yes. We have the Whistle Blower mechanism & Employee Grievance Redressal committee established which addresses these concerns.

5. Describe the internal mechanisms in place to redress grievances related to human rights issues.

The Company has policies relating to Whistle Blower, Employee Grievance Mechanism and Prevention of Sexual Harassment (POSH), which promote a free, fair and discrimination free working environment for employees and provide a mechanism for raising concerns and resolution of disputes. The policy covers complaints of sexual harassment not only in the workplace, but also includes any place visited by the employee arising out of, or during the course of employment including transportation provided by the employer for undertaking such journey. The committees remain common for discussing all types of issues - including safety, working conditions, etc. The Grievance Redressal committee consists of a chairman and 8 members who have been designated to hear, investigate, and resolve any issues faced by the employee. The employee can first reach out to their line manager/supervisor and the HR representatives who are expected to provide complete support in resolution of any such issues faced by the employee. In case the issue still prevails or is sensitive and cannot be disclosed to either of these sources, then the employee may reach out to the Grievance redressal committee directly for support.

6. Number of Complaints on the following made by employees and workers:

We respect the rights of our employees and uphold and promote the principles of fairness, equality, freedom of thought and expression as well as equal pay. In line with the same, we are ever open to receive feedback, suggestions and complaints from our employees and workers on any factors causing dissatisfaction and hindrances in their daily work environment. We have not received any complaints pertaining to the below listed issues in the current and previous years as specified below:

Category	FY 2022-23 (Current Financial Year)			FY 2021-22 (Previous Financial Year)		
	Filed during the year	Pending resolution at the end of year	Remarks	Filed during the year	Pending resolution at the end of year	Remarks
Sexual Harassment	Nil	Nil		Nil	Nil	
Discrimination at workplace	Nil	Nil		Nil	Nil	
Child Labour	Nil	Nil		Nil	Nil	
Forced Labour / Involuntary Labour	Nil	Nil		Nil	Nil	
Wages	Nil	Nil		Nil	Nil	
Other human rights related issues	Nil	Nil		Nil	Nil	

7. Mechanisms to prevent adverse consequences to the complainant in discrimination and harassment cases.

We have a Whistle Blower Policy in place which assures that the employees are fully protected against any type of reprisals, punishment, intimidation, coercive action, dismissal, or victimization for reporting genuine concerns. The Company also has in place a policy on prevention of sexual harassment in line with the requirements of the Sexual Harassment of women at the Workplace (Prevention, Prohibition and Redressal) Act, 2013 (POSH Policy).

8. Do human rights requirements form part of your business agreements and contracts? (Yes/No)

Yes. Although our contracts do not have an explicit clause highlighting the need for the vendors/ business partners to adhere to human rights requirements, we do require them to comply to all laws, regulations and rules – whether local or national as prescribed by the government agencies and we believe this covers their adherence to all human rights requirements as well. Further, we will also be defining a formal supplier code of conduct which will include the human rights coverage.

9. Assessments for the year: (CE)

A SGP (Supplier Guiding Principles) & Human Rights Policy Assessment audit was conducted by an independent 3rd party which was nominated by one of our customers on human rights policy covering areas of minimum wages, child labor, worker privacy, disciplinary policies, working hours, health & safety etc. This was conducted for the Rajpura unit.

	% of your plants and offices that were assessed (by entity or statutory authorities or third parties)
Child labor	50%
Forced/involuntary labor	50%
Sexual harassment	50%
Discrimination at workplace	50%
Wages	50%
Others – please specify	50%

10. Provide details of any corrective actions taken or underway to address significant risks / concerns arising from the assessments at Question 9 above.

No such instances were highlighted from the above-mentioned assessment for correction.

Leadership Indicators

1. Details of a business process being modified / introduced as a result of addressing human rights grievances/ complaints.

Not Applicable as no such instances were noted

2. Details of the scope and coverage of any Human rights due diligence conducted.

No such due diligence check was conducted

3. Is the premise/office of the entity accessible to differently abled visitors, as per the requirements of the Rights of Persons with Disabilities Act, 2016?

Yes our plant units are accessible to differently abled employees and workers, as per the requirements of the Rights of Persons with Disabilities Act, 2016.

4. Details on assessment of value chain partners:

Assessment criteria	% of value chain partners (by value of business done with such partners) that were assessed
Sexual harassment	Our value chain partners are primarily assessed on quality parameters. However, going forward we shall consider assessing key partners on Human Rights parameters as well.
Discrimination at workplace	
Child labour	
Forced labour/involuntary labour	
Wages	
Others – please specify	

5. Provide details of any corrective actions taken or underway to address significant risks / concerns arising from the assessments at Question 4 above.

Not applicable

PRINCIPLE 6: Businesses should respect and make efforts to protect and restore the environment

Essential Indicators

1. Details of total energy consumption (in Joules or multiples) and energy intensity, in the following format:

the Company produces energy from bagasse and other by-products which is further exported to the Uttar Pradesh Power Corporation Limited (UPPCL) and hence we are glad to share that we majorly utilize renewable energy for consumption. This is also aligned with the United Nations SDG 7 focused on sustainable and clean energy. We understand the need to reduce our carbon footprint and to use eco-friendly alternatives wherever feasible, in line with the same we utilize waste generated power and below is a breakup of our energy consumption:

Parameter	FY 2022-23 Current Financial Year	FY 2021-22 Previous Financial Year
Total electricity consumption (A) (Gigajoules)	7,49,296.78	7,24,278.60
Total fuel consumption (B) (Gigajoules)	94,44,892.65	89,23,051.91
Energy consumption through other sources (C) (Gigajoules)	0.98	0
Total energy consumption (A+B+C) (Gigajoules)	1,01,94,190.40	96,47,330.51
Energy intensity per rupee of turnover [in Gigajoule/Rupees] (Total energy consumption/turnover in rupees)	0.00036	0.00044

Note: Indicate if any independent assessment/ evaluation/assurance has been carried out by an external agency? (Y/N) If yes, name of the external agency.

No

2. Does the entity have any sites / facilities identified as designated consumers (DCs) under the Performance, Achieve and Trade (PAT) Scheme of the Government of India? (Y/N) If yes, disclose whether targets set under the PAT scheme have been achieved. In case targets have not been achieved, provide the remedial action taken, if any.

The Company does not have any sites / facilities identified as designated consumers (DCs) under the Performance, Achieve and Trade (PAT) Scheme of the Government of India as we are not an energy-intensive industry as specified by the scheme.

3. Provide details of the following disclosures related to water, in the following format:

The Company recognizes that water being a shared resource, it is our duty to ensure that it is used judiciously, and any kind of wastage is strictly avoided. Although we do not operate in any area which are classified under water-stress category, we do our best to ensure that we use minimal quantity and try to re-use the same to reduce withdrawals wherever possible. As part of our CSR activities, we have undertaken efforts to replenish the water supply in areas that we operate at. Four existing water ponds were percolated through large pits to ensure rejuvenation and beautification at Harah Ahmedpur and Gajupara in Dhampur villages and at Singholi Kallu and Singholi Poorvi in Rajpura villages. We also focused on biological sewage treatment that cleans the wastewater by absorbing nutrients dissolved in the water and thereby supporting living species inside the pond. We have also implemented Zero Liquid Discharge to recycle and re-use water to the maximum possible extent.

Further, by optimizing our power consumption by using steam generated power we have achieved a significant reduction in our water usage thus helping to conserve water and demonstrating our alignment to UN SDG 12 based on Responsible Production and Consumption.

Below are details of water usage for the Company

Parameter	FY 2022-23 Current Financial Year	FY 2021-22 Previous Financial Year
Water withdrawal by source (in kilolitres)		
(i) Surface water	0	0
(ii) Groundwater	496,292	770,312
(iii) Third party water	0	0
(iv) Seawater / desalinated water	0	0
(v) Others	0	0
Total volume of water withdrawal (in kilolitres) (i+ii+iii+iv+v)	496,292	770,312
Total volume of water consumption (in kilolitres)	496,292	770,312
Water intensity per rupee of turnover (Water consumed in kilolitres / turnover in crores)	175.619	350.430
Indicate if any independent assessment/ evaluation/assurance has been carried out by an external agency?	Yes	Yes

4. **Has the entity implemented a mechanism for Zero Liquid Discharge? If yes, provide details of its coverage and implementation.**

Yes, Zero Liquid Discharge has been implemented at both Dhampur and Rajpura plants. Nearly 100% of the water is recycled at both the plants and hence the freshwater demand has significantly reduced as can be seen in the table above.

ZLD process followed for Distillery operations: A condensate polishing unit has been installed which takes care of spent lees (sediment of alcohol generated from molasses), blow down generated from cooling tower, as well as the washing and process condensate from evaporation plant. After treatment of the streams at CPU, treated condensate is recycled to process for dilution and as cooling tower make up which helps achieve zero liquid discharge (ZLD). Due to recycle of the process condensate, freshwater demand is reduced to a large extent. Spent wash is treated by multi effect evaporator followed by slop fired boiler and grain slop (Spent Wash) is passed through decanters for separation of suspended solids. Thin slops from decanter is partly recycled back to process and the balance fed to Thin Slop Evaporation Plant for concentration of remaining solids to form Syrup (20 - 30% w/w TS). The thin slop and syrup mixture is dried in Steam Tube Bundle Dryer for producing DDGS which is used as Animal Feed Supplement (AFS). The AFS is utilized as cattle-feed, poultry-feed and fish feed ingredients. The process condensate is recycled back in the process after treatment in CPU.

ZLD process followed for Sugar operations: Sugar is made by the processes of milling, clarification, evaporation, crystallization, and centrifugation. Mill house and Boiling house are some sources which lead to the generation of effluent. Physio-chemical and biological processes are used in the process designed for Zero Liquid Discharge System. The steps are following:

Step-1- Screening: Untreated wastewater has more suspended particles and floatable components, which contribute to organic and inert matter in the released effluent that must be removed. The untreated effluent is initially passed through fixed bar screens, which separate and remove all of the larger suspended solids and floatable materials. Gravity transports the screened effluent to the oil and grease removal tank.

Step-2- Oil & Grease trap: With the help of gravity, the sugar effluent from the bar screen chamber would enter the O & G treatment chamber. During the detention time (half an hour), oil and grease will float to the surface of the tank and be removed using mechanical equipment such as an oleophilic, belt-type oil skimmer.

Step-3- Equalization tank: The raw effluent is let into the equalization tank, where it is continuously mixed with a floating aerator or an air diffused system to homogenize the combined effluent from various plant sources and preserve homogeneous effluent characteristics.

Step-4- pH neutralization: The pH of the effluent is usually low. So, before letting the raw effluent into the other

subsequent units, the equalization tank content is neutralized by dosing lime, caustic soda or soda ash in the equalization tank to neutralize the pH of the raw effluent.

Step-5- Primary clarifier: The primary clarifier receives the neutralized effluent from the Equalization Tank. To remove suspended materials, many types of primary clarifiers (such as conventional or lamella) are used. The clarifier's supernatant is pumped to the next treatment unit. The clarifier sludge is delivered to the sludge drying beds.

Step-6- Aerobic treatment: In anaerobic treatment, organic matter decomposes in the absence of oxygen while as in aerobic treatment, it decomposes in the presence of oxygen. The sludge is biologically transformed into a range of end products, including methane and CO₂. The treatment processes include Upflow Anaerobic Sludge Blanket (UASB) reactor, activated sludge process, bio-towers, extended aeration tanks, etc.

Step-7- Secondary clarifier: Depending on the operating conditions, each kilogram of Biological Oxygen Demand (BOD) removed produces 0.45–0.80 kg of sludge. The surplus sludge generated must be evacuated to maintain a sufficient Mixed Liquor Suspended Solids (MLSS) concentration in the aeration tank; otherwise, the bacterial population in the aeration tank will be quite high.

Step-8- Multi-grade filter (MGF): The suction of the multi-grade filter feed transfer pump will receive treated wastewater. Filter feed pumps transport treated wastewater and treated water collected upstream of the MGF to downstream.

Step-9- Activated carbon filter: Suspended solids, color and odor are all removed using an activated carbon filter. A cylindrical mild steel vessel with dished ends makes up an activated carbon filter. For advanced treatment, membrane processes like reverse osmosis is used to further treat wastewater for re-use.

Step-10-Irrigation: The final treated water is now ready to be utilized for irrigation purposes.

5. Please provide details of air emissions (other than GHG emissions) by the entity, in the following format:

Parameter	Please specify unit	FY 2022-23	FY 2021-22	FY 2022-23	FY 2021-22
		(Current Financial Year)	(Previous Financial Year)	(Current Financial Year)	(Previous Financial Year)
		Sugar		Distillery	
Operating entity					
NO _x	Mg/Nm ³	43.95	62.6	31.6	42.1
SO _x	Mg/Nm ³	23.7	26	26.8	36.4
Particulate matter (PM)	Mg/Nm ³	74.25	94	42.9	48
Persistent organic pollutants (POP)	Mg/Nm ³	Not tested	Not tested	Not tested	Not tested
Volatile organic compounds (VOC)	Mg/Nm ³	Not tested	Not tested	Not tested	Not tested
Hazardous air pollutants (HAP)	Mg/Nm ³	Not tested	Not tested	Not tested	Not tested
Others – please specify (CO)	Mg/Nm ³	1.195	0.30	2.3	1

Note: Indicate if any independent assessment/ evaluation/assurance has been carried out by an external agency? (Y/N) If yes, name of the external

Yes, these were conducted by NABL and MOEF approved labs

6. Provide details of greenhouse gas emissions (Scope 1 and Scope 2 emissions) & its intensity, in the following format:

The Scope 1 and 2 details were not tracked in FY 2021-22. For FY 2023, details are as below:

Parameter	Unit	FY 2022-23 Current Financial Year	FY 2021-22 Previous Financial Year
Total Scope 1 emissions (Break-up of the GHG into CO ₂ , CH ₄ , N ₂ O, HFCs, PFCs, SF ₆ , NF ₃ , if available)	Metric tonnes of CO ₂ equivalent	4,65,986.70	NA
Total Scope 2 emissions (Break-up of the GHG into CO ₂ , CH ₄ , N ₂ O, HFCs, PFCs, SF ₆ , NF ₃ , if available)	Metric tonnes of CO ₂ equivalent	39.29	NA
Total Scope 1 and Scope 2 emissions per rupee of turnover (CO₂e ton/rupee)		0.0000165 (MT/ rupee)	NA
Total Scope 1 and Scope 2 e missions	Metric tonnes of CO ₂ equivalent	4,66,025.99	NA

Note: Indicate if any independent assessment/ evaluation/assurance has been carried out by an external agency? (Y/N) If yes, name of the external agency.

No

7. Does the entity have any project related to reducing Green House Gas emission? If Yes, then provide detail

The Company being a part of sugar industry, we have implemented several measures in this direction including lowering the consumption of steam in production process, thereby reducing consumption of fuel of all types. We have zero to minimal fossil fuels burned for our production purpose, which in turn helps to reduce the GHG emissions. We generate energy from Bagasse and Molasses which helps us to efficiently manage our energy needs. Excess of this generated renewable energy is, in fact, exported by us to the state grid (UPPCL). This also demonstrates our alignment to the UN SDG7 focusing on sustainable and clean energy usage. We have techniques such as slop boiler, condensation units and other such mechanisms to reduce the energy consumption. All of these are steps the Company has taken towards reduction of GHG emissions and efficient energy management. To further identify improvement opportunities, we have got energy audits conducted. From the recommendations of these studies various steam and power reduction schemes have been implemented/ are under implementation to minimise energy consumption thereby reducing GHG emissions. Use of energy efficient equipment like high efficiency motors, LED lightings etc further help in power reduction and minimising GHG emissions. We shall also initiate emission tracking of our of non-manufacturing locations such as offices to identify emission reduction sources at these sites.

8. Provide details related to waste management by the entity, in the following format:

Parameter	FY 2022-23 Current Financial Year	FY 2021-22 Previous Financial Year
Total Waste generated (in metric tonnes)		
Plastic waste	691.63	Not tracked
E-waste	0.24	0.15
Bio-medical waste	-	-
Construction and demolition waste	Not applicable	Not applicable
Battery waste	0.3	-
Radioactive waste	Not applicable	Not applicable
Other Hazardous waste. Please specify, if any. (Used cotton)	0.14	0.17
Other Hazardous waste generated. Please specify, if any. (Used Oil)	0.68	1.27
Total	693.95	3.62

Parameter	FY 2022-23 Current Financial Year	FY 2021-22 Previous Financial Year
-----------	--------------------------------------	---------------------------------------

For each category of waste generated, total waste recovered through recycling, re-using or other recovery operations (in metric tonnes)

Category of waste		
(i) Recycled	692.70	
(i) a. Recycled (through TSDF (Used Oil & Cotton))	0.94	2.37
(i) b. Recycled (Plastic Waste)	691.63	0
(i) c. Recycled (E-Waste)	0.13	0.15
(ii) Re-used	10,27,696	
Molasses	1,86,820	Not tracked
Bagasse	6,46,664	Not tracked
(iii) Other recovery operations (Press Mud)	1,52,132	NA
(iv) Other recovery operations (Ash)	42,080	Not tracked
Total	10,28,388.7	NA

For each category of waste generated, total waste disposed by nature of disposal method (in metric tonnes)

Category of waste		
(i) Incineration (slop/spent wash)	1,16,328.84	52646.40
(ii) Landfilling	Not applicable	Not applicable
(iii) Other disposal operations (fly ash)	17,198.11	10068.14
Total	1,33,526.95	62,714.54

Note: Indicate if any independent assessment/ evaluation/assurance has been carried out by an external agency? (Y/N) If yes, name of the external agency.

No

9. Briefly describe the waste management practices adopted in your establishments. Describe the strategy adopted by your company to reduce usage of hazardous and toxic chemicals in your products and processes and the practices adopted to manage such wastes.

The Company follows the long-recognized hierarchy of management of wastes, in order of preference which consists of prevention, minimization, recycling and reuse, biological treatment and disposal. We have a comprehensive waste reduction strategy that focuses on minimizing waste generation at the source. Sugar industry is one of those manufacturing industries where all process wastes can be either reused or recycled like completely. We at Dhampur Sugar use this advantage to the fullest and try to generate maximum benefits from our waste sources.

Hazardous Waste Management: We have strict protocols in place for proper handling, storage, and disposal of hazardous waste. We adhere to all applicable laws and regulations regarding hazardous waste management, including obtaining necessary permits and licenses. We conduct regular training programs for our employees to ensure they are well-versed in the safe handling and disposal of hazardous materials.

Zero Liquid Discharge: 100% treatment of effluent as per statutory requirements is ensured. Generated sludge waste is further utilized in farming and slop is used in boilers.

Reducing Hazardous and Toxic Chemicals:

- **Supplier Engagement:** We collaborate with our suppliers to ensure they provide materials and chemicals that comply with relevant environmental regulation. We prioritize suppliers who have a strong environmental record through our vendor evaluation program.

- **Process Optimization:** Dhampur Sugar constantly reviews and optimizes our manufacturing processes to reduce the use of hazardous waste. This includes third party audit, internal review system, etc.
- **Employee Training and Awareness:** We conduct regular training sessions for our employees to create awareness about the importance of reducing hazardous waste in our processes. We provide training on safe handling, storage, and disposal of chemicals, as well as the proper use of personal protective equipment (PPE) to minimize exposure to hazardous chemicals.

In summary, our company follows a comprehensive waste management strategy that includes waste reduction, recycling, waste segregation and proper hazardous waste management. We are committed to environmental sustainability and strive to minimize the impact of our operations on the environment and human health.

10. If the entity has operations/offices in/around ecologically sensitive areas (such as national parks, wildlife sanctuaries, biosphere reserves, wetlands, biodiversity hotspots, forests, coastal regulation zones etc.) where environmental approvals / clearances are required, please specify details in the following format:

Not applicable, Dhampur does not have operations/offices in/ around ecologically sensitive areas

11. Details of environmental impact assessments of projects undertaken by the entity based on applicable laws, in the current financial year.

There were no applicable expansions or modifications undertaken requiring an assessment as per applicable laws. Therefore, there were no environmental impact assessments conducted in the current year for Dhampur as there were no applicable expansions or modifications undertaken requiring an assessment as per applicable laws.

Name and brief details of project	EIA Notification No.	Date	Whether conducted by independent external agency (Yes / No)	Results communicated in public domain (Yes / No)	Relevant Web link
NA	NA	NA	NA	NA	-

12. Is the entity compliant with the applicable environmental law/ regulations/ guidelines in India; such as the Water (Prevention and Control of Pollution) Act, Air (Prevention and Control of Pollution) Act, Environment protection act and rules thereunder (Y/N). If not, provide details of all such non-compliances, in the following format.

Dhampur Sugar is committed towards ensuring compliance to all applicable laws/ regulations/ guidelines prescribed by the Government of India.

Instances of noncompliance - wherever noted – were rectified with necessary steps taken by the company to correct the same as soon as any such instance was noticed and subsequently, we have tried to remain careful to avoid any such instance that may cause harm to the environment.

Sr. No.	Specify the law / regulation / guidelines which was not complied with	Provide details of the non-compliance	Any fines / penalties / action taken by regulatory agencies such as pollution control boards or by courts	Corrective action taken, if any
Not applicable				

Leadership Indicators

1. Provide break-up of the total energy consumed (in Joules or multiples) from renewable and non-renewable sources, in the following format:

Parameter	FY 2022-23 Current Financial Year	FY 2021-22 Previous Financial Year
From renewable sources		
Total electricity consumption (Gigajoules)	7,49,098.55	7,23,704.13
Total fuel consumption	94,44,892.65	89,23,051.91
Energy consumption through other sources		
Total energy consumed from renewable sources	1,01,93,991.20	96,46,756.04
From non-renewable sources		
Total electricity consumption	198.23	574.47
Total fuel consumption	0	0
Energy consumption through other sources	0.98	0
Total energy consumed from non-renewable sources	199.21	574.47

Note: Indicate if any independent assessment/ evaluation/assurance has been carried out by an external agency? (Y/N) If yes, name of the external agency.

No

2. Provide the following details related to water discharged:

Parameter	FY 2022-23 Current Financial Year	FY 2021-22 Previous Financial Year
Water discharge by destination and level of treatment (in kilolitres)		
(i) To Surface water		
- No treatment	NA	NA
- With treatment – please specify level of treatment	NA	NA
(ii) To Groundwater		
- No treatment	NA	NA
- With treatment – Aerobic biological treatment conducted	4,70,955	6,93,894
(iii) To Seawater		
- No treatment	NA	NA
- With treatment – please specify level of treatment	NA	NA
(iv) Sent to third-parties		
- No treatment	NA	NA
- With treatment – please specify level of treatment	NA	NA
(v) Others		
- No treatment	NA	NA
- With treatment – please specify level of treatment	NA	NA
Total water discharged (in kiloliters)	4,70,955	6,93,894

3. Water withdrawal, consumption and discharge in areas of water stress (in kilolitres):

The Company's plants do not fall under the water stress areas listed by Central Ground Water Board (CGWB)

Parameter	FY 2022-23 Current Financial Year	FY 2021-22 Previous Financial Year
Water withdrawal by source (in kilolitres)		
(i) Surface water	NA	NA
(ii) Groundwater	NA	NA
(iii) Third party water	NA	NA
(iv) Seawater / desalinated water	NA	NA
(v) Others	NA	NA
Total volume of water withdrawal (in kilolitres)	NA	NA
Total volume of water consumption (in kilolitres)	NA	NA
Water intensity per rupee of turnover (Water consumed / turnover)	NA	NA
Water intensity (optional) – the relevant metric may be selected by the entity	NA	NA
Water discharge by destination and level of treatment (in kilolitres)		
(i) into Surface water		
No treatment		
With treatment – please specify level of treatment		
(ii) into Groundwater		
No treatment		
With treatment – please specify level of treatment		
(iii) into Seawater		
No treatment		NA
With treatment – please specify level of treatment		
(iv) Sent to Third parties		
No treatment		
With treatment – please specify level of treatment		
(v) Others		
No treatment		
With treatment – please specify level of treatment		
Total water discharged (in kilolitres)		

Indicate if any independent assessment/ evaluation/assurance has been carried out by an external agency? (Y/N) If yes, name of the external agency

NA

4. Please provide details of total Scope 3 emissions & its intensity, in the following format:

The Company has initiated tracking of its Scope 1 and 2 emissions. Our next plan of action is to identify the Scope 3 emission sources and track and report the same.

Parameter	Unit	FY 2022-23 Current Financial Year	FY 2021-22 Previous Financial Year
Total Scope 3 emissions (Break-up of the GHG into CO ₂ , CH ₄ , N ₂ O, HFCs, PFCs, SF ₆ , NF ₃ , if available)	tCO ₂ e	-	
Total Scope 3 emissions per rupee of turnover	tCO ₂ e / INR	-	
Total Scope 3 emission intensity (optional) – the relevant metric may be selected by the entity	-	-	

Note:

Indicate if any independent assessment/ evaluation/assurance has been carried out by an external agency? (Y/N) If yes, name of the external agency.

No

5. With respect to the ecologically sensitive areas reported at Question 10 of Essential Indicators above, provide details of significant direct & indirect impact of the entity on biodiversity in such areas along-with prevention and remediation activities.

N.A

6. If the entity has undertaken any specific initiatives or used innovative technology or solutions to improve resource efficiency, or reduce impact due to emissions / effluent discharge / waste generated, please provide details of the same as well as outcome of such initiatives, as per the following format:

Sr. No.	Initiative undertaken	Details of the initiative (Web-link, if any, may be provided along-with summary)	Outcome of the initiative
1	ZLD System	The Company is complying with the conditions of consent for ZLD and have 1800 KLD (Rajpura) & 4500 KLD (Dhampur Sugar) ETP for treatment of effluents. Effluents conform to the prescribed norms. Dhampur Sugar does not discharge treated water in any water body, Treated water is used in irrigation in own land and given to nearby farmers as per their demand.	100% treatment of industry waste and helps keep the environment clean
2	CPU Plant	The Company has taken up water conservation actions and minimizing the consumption of water by carrying out maximum recirculation. The company has installed 600 KLD (Rajpura), 1728 KLD (Dhampur Sugar) & 4500 KLD (Dhampur Distillery) condensate polishing unit (CPU) for treatment of excess condensate for reuse in cooling tower and other processes.	100% treatment of excess condensate water for reuse in process.
3	STP Plant	The Company has installed 50 KLD (Rajpura) & 220 KLD (Dhampur) STP plant for separate treatment of domestic wastewater and we use the treated water for horticulture in factory campus	100% treatment of domestic wastewater for reuse in horticulture/ gardening
4	SRS Plant	The Company has installed 1000 KLD (Rajpura) & 1400 KLD (Dhampur) SRS plant for separate treatment of cooling tower overflow through micro settlers followed by secondary aerobic treatment for removing sulphate in cooling tower overflow wastewater.	100% treatment of cooling tower overflow wastewater.

Sr. No.	Initiative undertaken	Details of the initiative (Web-link, if any, may be provided along-with summary)	Outcome of the initiative
5	Green belt	The Company has developed adequate greenery which is more than 33% of our premises area. As per UP Pollution Control Board (UPPCB) instructions, at the beginning of monsoons, we plant thousands of plants every year. One of the best techniques for quickly establishing a forest cover on degraded land that has previously been used for construction or agriculture is the Miyawaki method. It works well because it follows the principles of natural forestry, which include employing local plants and imitating the processes of how forests regenerate naturally. In comparison to traditional forests, Miyawaki developed forest areas have been found to have more biodiversity and are proved to capture more carbon emissions	To help develop clean & green environment around us.
6	Slop Boiler & Cogen	The unit operations that make up the overall system, are the growing and harvesting of sugar cane, transport of the harvested cane to sugar mills, production of bagasse as a by-product from the sugar milling process, and the combustion of bagasse to generate heat and electricity. Dhampur Sugar considered 60 MW of electricity exported to the national electricity grid as the functional unit of study. The characterised data for 60MW of bagasse-derived electricity were compared with data for 60MW of coal-derived electricity, using the same set of characterisation factors. The results of this comparison indicated that bagasse-derived electricity performs well in the areas of greenhouse gas emissions, acidification, and non-renewable energy inputs. The Company has installed the slop boiler of capacity 55 TPH & 75 TPH with Cogen and all slope of distillery process is constipated in this feed as a fuel.	Reduced GHG emissions

7. Does the entity have a business continuity and disaster management plan? Give details in 100 words/ web link.

Yes, The Company has an Enterprise Risk Management (ERM) council nominated by the Risk Management Committee. The ERM council has defined a comprehensive policy covering various business risks and its mitigation plans. These are covered under the Enterprise Risk Management and Business Continuity Management Policy. The policy defines the Business Continuity assessment procedure followed by Dhampur Sugar Mills. Additionally, it also highlights the risk assessment and business impact analysis requirements to respond, recover, resume, and restore to a pre-defined level of operation following disruption. Disaster Recovery Plan (to restore IT application and infrastructure services following a disruption) & Crisis Management Plan (to manage a wide range of crises, from health and safety incidents to business disruptions and reputational damage) are also covered under this policy to ensure continuity and a comprehensive management process is in place to deal with both digital and physical issues faced by the organization.

Operational checks and control and management review is in place to control, mitigate and reduce the materiality risks & impacts and enhance the business opportunities. Regular trainings and Mock Drills are conducted for all the concerned on regular basis. Audits are carried out to check the health of the emergency response procedure.

2. Disclose any significant adverse impact to the environment, arising from the value chain of the entity. What mitigation or adaptation measures have been taken by the entity in this regard.

Majorly renewable energy is utilized and water treatment is also extensively executed - so no environmental impacts will arise from Company's operations apart from transportation of final product. Details are covered in the Risk Management Plan.

3. Percentage of value chain partners (by value of business done with such partners) that were assessed for environmental impact

We assess value chain partners on quality parameters but intend to assess our value chain partners also on their environmental impact going forward.

PRINCIPLE 7: Businesses when engaging in influencing public and regulatory policy, should do so in a manner that is responsible and transparent

Essential Indicators

1. a) Number of affiliations with trade and industry chambers/ associations.

The Company is affiliated with 2 trade and industry chambers/ associations.

b) List the top 10 trade and industry chambers/ associations (determined based on the total members of such body) the entity is a member of/ affiliated to.

Sr. No.	Name of the trade and industry chambers/ associations	Reach of trade and industry chambers/ associations (State/National)
1	Indian Sugar Mills Association (ISMA)	National
2	Uttar Pradesh Sugar Mills Association (UPSMA)	State

2. Provide details of corrective action taken or underway on any issues related to anti-competitive conduct by the entity, based on adverse orders from regulatory authorities

Not Applicable as there were no orders were received from the regulatory authorities pertaining to anti-competitive conduct.

LEADERSHIP INDICATORS

1. Details of public policy positions advocated by the entity

All such interactions with the regulatory body occur through our representation in associations like ISMA. There is no explicit instance that can be highlighted here.

PRINCIPLE 8: Businesses should promote inclusive growth and equitable development.

Essential Indicators

1. Details of Social Impact Assessments (SIA) of projects undertaken by the entity based on applicable laws, in the current financial year.

Not Applicable; During FY 2022-23 we did not undertake any projects which required us to conduct a Social Impact Assessment

2. Provide information on project(s) for which ongoing Rehabilitation and Resettlement (R&R) is being undertaken by your entity:

Not Applicable; During FY 2022-23, we have not undertaken any projects that require Rehabilitation and Resettlement (R&R).

3. Describe the mechanisms to receive and redress grievances of the community

For Dhampur Sugar, the local community primarily consists of farmers from whom we procure sugarcane. We have a dedicated Cane Department which liaises with the farmers daily. There are societies established by the government which act as a medium between the Private Industry (sugar manufacturers) and the farmers. The society represents the rights of the farmers. In case of any grievance, the farmer shall first raise the same to the society’s government representative who will then communicate the same to Company’s Cane department personnel for resolution. However, we at Dhampur Sugar try to go an extra mile via the cane department and ensure we are in touch with the farmers on a daily basis to ensure their needs and demands are duly cared for. All kinds of grievances – relating to seeds, plant diseases, raising of timely payment indents, etc. are noted and resolved by the Cane department representative. Apart from farmers, if there is a grievance from any other member of the community, they directly reach out to the respective department representative at the plant offices – who shall then address and resolve the same.

4. Percentage of input material (inputs to total inputs by value) sourced from local or small-scale suppliers:

Parameter	FY 2022-23 Current Financial Year	FY 2021-22 Previous Financial Year
Directly sourced from MSMEs/ Small producers	19.44%*	13.07%*
Sourced directly from within the district and neighboring districts	16.08%*	7.87%*

**This excludes sugarcane purchase, which is the basic raw material procured from farmers and constitutes nearly 90% of total raw material cost*

LEADERSHIP INDICATORS

1. Provide details of actions taken to mitigate any negative social impacts identified in the Social Impact Assessments (Reference: Question 1 of Essential Indicators above):

Not Applicable

2. Provide the following information on CSR projects undertaken by your entity in designated aspirational districts as identified by government bodies:

Not applicable – our CSR activities are majorly engaged in Bijnor and Sambal where the local community that we interact with resides

3. (a) Do you have a preferential procurement policy where you give preference to purchase from suppliers comprising marginalized /vulnerable groups? (Yes/No) -

No

(b) From which marginalized /vulnerable groups do you procure?

Not Applicable

(c) What percentage of total procurement (by value) does it constitute?

Not Applicable

4. Details of the benefits derived and shared from the intellectual properties owned or acquired by your entity (in the current financial year), based on traditional knowledge

Not applicable.

5. Details of corrective actions taken or underway, based on any adverse order in intellectual property related disputes wherein usage of traditional knowledge is involved.

Not applicable

6. Details of beneficiaries of CSR Projects.

At Dhampur Sugar, it is our ingrained philosophy to ensure that as we develop, so does the local community and people who support us should develop and grow. Aligned with this motto, we have a number of CSR activities planned in a year to give back to the community. Our CSR activities are closely inspired by the United Nations Sustainable Development

Goals. We support a school – Pushp Niketan which is situated at the Company’s campus at Dhampur, District Bijnor. It has emerged as a unique model which is based on thematic, student-centered learning, project-based studies and learning journeys creating a holistic experience for imparting world class education to the rural population. This initiative is aligned to UN SDG 4 of Quality Education. We are also committed to SDG 3 of ensuring Good Health and Well Being of the local communities. In FY 2021-22, the Company partnered with PHDRDF to implement a project for ‘Free Mobile Health Services’ to provide improved healthcare facilities to the less privileged and low-income groups in the villages near the plants at Rajpura and Dhampur.

The project reached out to more than 30,000 people in 20 villages of Dhampur and Rajpura Block in Bijnor and Sambhal districts respectively, who were unable to access healthcare easily. It provided generic health care services to the people through mobile medical vans with testing devices like ECG, blood testing facilities. It was supported by a qualified medical team consisting of a medical doctor and paramedical staff including a lab technician and ANM. Through our Pond Development projects, we are also trying to contribute towards SDG 6 of ensuring sustainable management of water resources. In order to revive and sustain groundwater in the areas around Dhampur and Rajpura we have adopted local ponds and have undertaken conservation initiatives for the same.

Sr. No.	CSR Project	No of persons benefited from CSR Projects	% of beneficiaries from vulnerable and marginalized group
1	Pond Developed at Sindholi Poorv, Sindholi Kallu, Morha & Harra Ahamadpur Jalal	Approximately 10,000	100% (farmers and local village members)
2	Free Mobile Health Services	19,945	100% (farmers and local village members)
3	Rural Schools/ Education	865	17%
4	Sports training for village students	640 Students	100%

PRINCIPLE 9: Businesses should engage with and provide value to their consumers in responsible manner

Essential Indicators

1. Describe the mechanisms in place to receive and respond to consumer complaints and feedback.

The Company’s corporate website has a “Get in touch” tab through which our consumers can write to us about any concerns, feedback, suggestions or complaints that they would want us to address. It can be accessed through the link: <https://www.dhampursugar.com/contact-us>. Other than the website, any complaints received verbally or through letters are investigated, corrective actions taken and feedbacks provided to the customers.

2. Turnover of products and/ services as a percentage of turnover from all products/service that carry information about:

	As a percentage to total turnover
Environment and Social parameters relevant to product	NA
Safe and responsible usage	Country liquor sales – 16.42% of total turnover The packets carry information on the harms of liquor consumption to human health and to avoid drink and driving
Recycling and/or safe disposal	Sugar bags – 49.14% of turnover The sugar bags carry information on the use of PP5 plastic which can be recycled

3. Number of consumer complaints:

We did not receive any consumer complaints on any of the below categories during FY 2022–23. Our consumers can reach out to us through the email ID published on the website as well as through our Sales representatives who are available to resolve the same.

Category	FY 2022-23 (Current Financial Year)			FY 2021-22 (Previous Financial Year)		
	Received during the year	Pending resolution at the end of year	Remarks	Received during the year	Pending resolution at the end of year	Remarks
Data privacy	0	0	-	0	0	-
Advertising	0	0	-	0	0	-
Cyber-security	0	0	-	0	0	-
Delivery of essential services	0	0	-	0	0	-
Restrictive Trade Practices	0	0	-	0	0	-
Unfair Trade Practices	0	0	-	0	0	-
Others	0	0	-	0	0	-

4. Details of instances of product recalls on account of safety issues

The Company has well established procedures in place to ensure only premium quality of products are associated with our brand name. We have adequate levels of internal testing to ensure compliance to regulatory and safety requirements, not just within India but also in line with requirements of the countries we export to. All these measures have helped us to avoid any instances of voluntary or forced recalls in the reporting year.

	Number	Reason for recall
Voluntary recalls	0	Not Applicable
Forced recalls	0	Not Applicable

5. Does the entity have a framework/ policy on cyber security and risks related to data privacy? (Yes/No) If available, provide a web-link of the policy.

Yes, The Company has a comprehensive IT security policy in place which covers critical aspects such as guidance on handling of customer sensitive information, confidentiality of data, NDAs for third party accessing client data and guidelines for managing the same and finally disposal guidelines for such sensitive data. This is applicable to all employees across the organization. The policy is available on the company's intranet and accessible to all employees.

6. Provide details of any corrective actions taken or underway on issues relating to advertising, and delivery of essential services; cyber security and data privacy of customers; re-occurrence of instances of product recalls; penalty / action taken by regulatory authorities on safety of products / services.

There were no instances noted pertaining to advertising, cyber security, data privacy of customers; re-occurrence of instances of product recalls; penalty / action taken by regulatory authorities on safety of products during the reporting period.

LEADERSHIP INDICATORS

1. Channels / platforms where information on products and services of the entity can be accessed (provide web link, if available).

Details of all our products are easily available on our website: www.dhampursugar.com

Additionally, we can also be contacted via the following mediums:

- Corporate office address: Dhampur Sugar Mills Ltd. 6th Floor, Max House, Okhla Industrial Estate, Phase III New Delhi - 110020
- Telephone: +91 011-41259400
- Email: investordesk@dhampursugar.com
- Dhampur Plant: Dhampur Sugar Mills Limited, Distt. Bijnor, Dhampur (U.P.) – 246761
- Rajpura Plant: DSM Sugar Rajpura, Village & Post - Rajpura, Distt. Sambhal-243727

2. Steps taken to inform and educate consumers about safe and responsible usage of products and/or services.

Our products carry information on their nutritional content, package recycling, shelf life, batch, and lot details. Additionally, we share a safety guidelines factsheet with our Ethyl Acetate transport vendors to ensure all safe measures are duly practiced.

3. Mechanisms in place to inform consumers of any risk of disruption/discontinuation of essential services.

Sugar being an essential commodity, we have tried to ensure through our management processes to avoid any disruptive situations and have so far been 100% successful in our attempts to achieve the same. Even during the global pandemic, the Company's functions continued smoothly and without any disruptions.

However, if and in case any such instance arises, we have the following mechanism defined to inform our consumers of the same:

- Our bulk customers shall be informed through email notifications by our Sales and Marketing teams
- If it is a mandate coming from the government, we shall then publish a notification regarding the same in newspapers and through social media platforms.

4. Does the entity display product information on the product over and above what is mandated as per local laws? (Yes/No/Not Applicable)? If yes, provide details in brief.

Sugar: Sugar being our major product, is a harmless commodity which does not require explicit information to be published on the packaging for customers. We ensure to display all the requisite information as per mandatory laws on all our Sugar packaging: which includes the FSSAI label, best before details, manufacturing season details, plant code, lot and batch number for product traceability as well as the HDPE plastic packaging grade on all sugar bags. Over and above these details, the Mishti sugar packets also publish disclaimer of the product being untouched by hand as it is being produced and packed in world class environment, that it is free from impurities and meets the highest standards. Nutritional details of sugar are also published on the packaging.

Ethyl Acetate: In case of Ethyl Acetate supply, we do provide adequate guidelines and factsheet (which includes detailed guidance on care to be taken while handling ethanol) to the transport vendors who support in the supply of same. The EA drums also carry Hazard Classification details along with precautionary statements.

Country Liquor: On our country liquor packaging we publish details such as the logo for package recycling, license number, FSSAI label, percentage concentration, ingredients, shelf life and product consumption warning.

Did your entity carry out any survey with regard to consumer satisfaction relating to the major products / services of the entity, significant locations of operation of the entity or the entity as a whole? (Yes/No)

No, we did not conduct any survey regarding customer satisfaction relating to major products. However, our Sales team is continuously in touch and ever attentive to the customer demands. Customers directly reach out to our Sales and Marketing representatives in case of any concerns and the same is duly resolved by the team.

5. Provide the following information relating to data breaches:

- a. Number of instances of data breaches along-with impact – Nil, no data breach incidents reported in the current year.
- b. Percentage of data breaches involving personally identifiable information of customers – Nil, no data breach incidents involving personally identifiable information of customers reported in the current year.

REPORT ON CORPORATE GOVERNANCE

Company's Philosophy on Corporate Governance

Corporate Governance is the method of governing the corporate entity which includes a set of systems, procedures and practices to ensure that the entity is managed in the best interest of all stakeholders. Fundamentals of Corporate Governance include transparency in policies and action, independence to develop and maintain a healthy work culture, accountability for performance, responsibility towards the society and for its core values, growth for stakeholders, etc. The Company makes an honest endeavor to uphold these fundamentals in all its operational aspects and its structure, dealings, administration and disclosure practices are in line with achieving good Corporate Governance.

The Company is in compliance with the requirements stipulated under Securities and Exchange Board of India (Listing Obligations and Disclosure Requirements) Regulations, 2015, as amended from time to time.

Date of Report

The information provided in this Report on Corporate Governance is as on March 31, 2023.

Board of Directors

The Board is entrusted with the ultimate responsibility for the management, direction, and performance of the Company. As its primary role is fiduciary in nature, the Board provides leadership, strategic guidance, objective and independent view to the Company's management while discharging its responsibilities, thus ensuring that the management adheres to ethics, transparency and disclosures.

As at March 31, 2023, the Board comprised of 8 (eight) Directors. Besides Chairman, Managing Director who are Executive Promoter Directors, the Board has 1 (one) Whole Time Director, 5 (Five) Non – Executive Independent Directors including 1 (one) Non Executive Independent Woman Director. The composition of the Board is in conformity with Section 149 of the Companies Act, 2013 and Regulation 17 of the Listing Regulations (as amended) from time to time.

Core Skills/Expertise/Competencies of the Board of Directors

In terms of Listing Regulations, the Board of Directors has identified the following skills/expertise / competencies as given below:

Name of Director	For the year ended March 31, 2023
Mr. Ashok Kumar Goel	Industrialist, Leadership, Formulation of Strategy and Growth Plans.
Mr. Gaurav Goel	Industrialist, International Exposure, Financial, Leadership, Strategy, Administration, Formulating Policies, Processes and Planning.
Mr. Mahesh Prasad Mehrotra	Finance, Taxation and Audit, Legal and Risk Management.
Mr. Yashwardhan Poddar	Industrialist, Business Strategy, Leadership , Formulation and Implementation of Policies and Planning.
Mr. Satpal Kumar Arora	Corporate Banking and Project Financing, Legal Compliance along with Corporate Governance.
Mr. Anuj Khanna	Industrialist , Leadership, Formulation and Implementation of Policies and Planning.
Ms. Pallavi Khandelwal	Leadership, Planning and Experience in Art and Designing
Mr. Anant Pande	Industry Expertise, Engineering and Technology, Human Resource Management, Administration and Compliance Management

The Board is satisfied that the current composition reflects an appropriate mix of knowledge, skills experience, expertise, diversity, and Independence. The Board provides leadership, strategic guidance, an objective and independent view to the Company's management while discharging its fiduciary duties, thereby ensuring that the management adheres to the high standards of ethics, transparency and disclosures. The Board periodically evaluates the need for change in its composition and size.

Composition of the Board of Directors as on March 31, 2023, number of other Directorships and Committees of which a Director is the Member/Chairperson and attendance of each Director at Board Meetings and the last Annual General Meeting of the Company are given below:

Sr. No.	Name of Director(s)	Category of Directorship	No. of Board meeting attended	Last AGM attended	No. of Directorships and Committee Memberships/Chairmanships			List of Directorship held in Other Listed Companies and Category of Directorship
					Directorship	Committee Memberships	Committee Chairmanships	
1	Mr. Ashok Kumar Goel (designated as Chairman w.e.f 4th May 2022)	P, C & ED	5	Yes	1	0	0	-
2	Mr. Gaurav Goel	P & MD	5	Yes	2	4	0	Mangalam Cement Limited- Non- Executive Independent Director
3	Mr. Mahesh Prasad Mehrotra	ID & NED	5	Yes	3	2	1	VLS Finance Limited- Whole Time Director, South Asian Enterprises Limited- Promoter Director
4	Mr. Yashwardhan Poddar	ID & NED	3	No	1	2	0	-
5	Mr. Anuj Khanna	ID & NED	3	Yes	1	2	1	-
6	Mr. Satpal Kumar Arora	ID & NED	5	Yes	3	2	1	Som Distilleries and Breweries Limited, Non- Executive Independent Director and Shree Pushkar Chemicals & Fertilizers Limited, Non- Executive Independent Director
7	Mrs. Pallavi Khandelwal (appointed w.e.f July 27, 2022)	ID & NED	2	Yes	1	-	-	-
8	Mr. Anant Pande (appointed as Whole time Director w.e.f July 27, 2022)	CEO & WTD	3	Yes	1	0	0	-

P - Promoter, **C**- Chairman, **ED** - Executive Director, **MD** - Managing Director, **ID** - Independent Director, **NED** - Non-Executive Independent Director, **WTD** - Whole Time Director, **CEO**- Chief Executive Officer.

*Mr. Vijay Kumar Goel, Mr. Gautam Goel, Mr. Ashwani Kumar Gupta and Mr. Sandeep Kumar Sharma resigned with effect from May 04, 2022.

Ms. Nandita Chaturvedi resigned with effect from July 27, 2022 and Mr. Akshat Kapoor was appointed as additional Director with effect from May 04, 2022 and resigned with effect from July 27, 2022.

Mr. Ashwani Kumar Gupta, Non Executive Independent Director and Ms. Nandita Chaturvedi, Non Executive Independent Director resigned due to some other preoccupations. It was confirmed that there was no other material reason other than the one provided here.

Notes:

- I. Directorship as mentioned above includes the one in Listed Entity and also including the Company. Chairmanship/ Membership of Committee only includes Audit Committee and Stakeholders Relationship Committee in Indian Public Limited companies including the Company.
- II. As mandated by Regulation 17A and 26 (1) (b) of the SEBI (Listing Obligations and Disclosure Requirements) Regulations, 2015, None of the Directors on the Board holds directorships in more than seven listed entities. None of the Independent Directors serves as an Independent Director on more than seven listed entities. Necessary disclosures regarding Committee positions in other public companies as on March 31, 2023, have been made by the Directors.
- III. The Non- Executive Directors fulfil the conditions of Independence specified in Section 149 (6) of the Companies Act, 2013 and Regulation 16 (1) (b) of the Listing Regulations.
- IV. Mr. Ashok Kumar Goel and Mr. Gaurav Goel are related to each other. Mr. Ashok Kumar Goel is the father of Mr. Gaurav Goel. Brief profile of each of the above Directors is available on the Company's website i.e., www.dhampursugar.com
- V. None of the Non-Executive Independent Directors hold Equity Shares and convertible Instruments in the Company except Ms Pallavi Khandelwal, holding 11 Equity Shares..
- VI. Proposed commission to be paid to Non-Executive Independent Directors will be approved by the shareholders at the Annual General Meeting scheduled to be held on Tuesday, 12th September 2023.
- VII. The Company has obtained Certificate from Mr. Saket Sharma, Partner - GSK & Associates, Practicing Company Secretary confirming that Directors have not been debarred or not been disqualified from being appointed or continuing as Directors by SEBI/ MCA or any other authority and is annexed herewith as a part of this report.
- VIII. The Independent Directors have given declaration under Rule 6(1) and (2) of the Companies (Appointment and Qualification of Director) Rules, 2014, that their names are registered in the databank as maintained by the Indian Institute of Corporate Affairs (IICA). In terms of Section 150 of the Act, read with Rule 6(4) of the Companies (Appointment and Qualification of Director) Rules 2014, the Independent Directors, if applicable, are required to undertake online proficiency self-assessment test conducted by the IICA within a period of two (2) year from the date of inclusion of their names in the data bank or such time as amended by the Central Government.

Board Meetings

During the period from April 01, 2022 to March 31, 2023, 5 (five) Board Meetings were held and time gap between two consecutive Board Meetings did not exceed 120 days during the year 2022-23. The details are as under:

Sr. No.	Date of Meetings	No. of Directors Present
1	4th May, 2022	6
2	29th May, 2022	7
3	27th July, 2022	6
4	20th October, 2022	7
5	30th January, 2023	8

Information placed before the Board

The Company provides information to the Board and Board Committees as set out in Regulation 17 read with Part A of Schedule II of SEBI Listing Regulations, 2015 and as amended to the extent applicable and relevant. Such information is submitted either as part of the agenda papers of the respective meeting or by way of presentations and discussions during the meeting. Inputs and feedback of

Board Members are taken and considered while preparation of agenda and documents for the Board Meeting.

Documents containing Unpublished Price Sensitive Information are submitted to the Board and Committee Members, at shorter notice, as per the general consent taken from the Board, from time to time.

Post Meeting Mechanism

The important decisions taken at the Board/Board Committee meetings are communicated to the concerned departments/ divisions, for follow up/ compliances.

Roles, Responsibilities and Duties of the Board

The duties of the Board of Directors have been enumerated in Listing Regulations, Section 166, and Schedule IV of the Companies Act, 2013. (Schedule IV is specifically for Independent Directors). There is a clear demarcation of responsibility and authority amongst the Board of Directors.

Board Support

The Company Secretary attends the Board and Committee

meetings and advises the Board on compliances with applicable laws and governance.

Independent Directors Meeting

During the year under review, the Independent Directors met on January 30, 2023, inter alia, to:

1. Review the performance of Non-Independent Directors and the Board as a whole;
2. Review the performance of the Chairman of the Company, taking into account the views of Executive Directors and Non-Executive Directors;
3. Assess the quality, quantity and timeliness of flow of information between the Company Management and the Board that is necessary for the Board to effectively and reasonably perform its duties.

Familiarization Programme for Directors

The Company has put in place a system to familiarize the Independent Directors about the Company, its products, business and the on-going events relating to the Company.

During the Financial Year 2022-23, Mrs. Pallavi Khandelwal was appointed on July 27, 2022 as Non-Executive Independent Director. She was informed about her role and responsibilities and was given an overview of business, operations and business model of the Company including other Directors.

The Board on regular basis are made aware on the compliance required from them time to time under the Companies Act, 2013 and Securities Exchange Board of India (Listing Obligations and Disclosure Requirements) Regulations, 2015, as amended from time to time.

Details of Familiarization programme for Directors are available on the Company's website i.e., <https://dhampursugar.com/investors/policies>

Code of Conduct for Prevention of Insider Trading Practices

The Company has adopted "Code of Conduct for Regulation, Monitoring and Reporting of Insider Trading" (the Code) in accordance with the SEBI (Prohibition of Insider Trading) Regulations, 2015 (the PIT Regulations).

The Code is applicable to Promoters and Promoters Group, all Directors and Designated Persons and Connected Persons who are expected to have access to unpublished price sensitive information relating to the Company. The Company Secretary is the Compliance Officer for monitoring adherence to the said regulations. This Code of Conduct for Regulation, Monitoring and Reporting of Insider

Trading is displayed on the Company's website i.e., <https://dhampursugar.com/investors/policies>

The Company has also formulated "The Code of Practices and Procedures for Fair Disclosure of Unpublished Price Sensitive Information (UPSII)" in compliance with SEBI (Prohibition of Insider Trading) Regulations, 2015 (as amended). This code is displayed on the Company's website i.e., <https://dhampursugar.com/investors/policies>

Audit Committee

The powers, role and terms of reference of the Audit Committee cover the areas as contemplated under Regulation 18 of SEBI (Listing Obligations and Disclosure Requirements) Regulation 2015 (as amended) and Section 177 of the Companies Act, 2013 and such other functions as may be specifically delegated by the Board from time to time. The powers include investigating any activity within its terms of reference; seeking information from any employee; obtaining outside legal or other professional advice; and securing attendance of outsiders with relevant expertise, if considered necessary. The role includes oversight of Company's financial reporting process and disclosure of financial information to ensure that the financial statement is correct, sufficient and credible; recommending the appointment, re-appointment, if required, replacement or removal of statutory auditors, fixation of audit fees and approval of payment for any other services, as permitted; reviewing the adequacy of internal audit function; discussing with internal auditors any significant findings and follow-up thereon; reviewing with the management annual and quarterly financial statements before submission to the Board for approval; approval or any subsequent modification of any transactions of the Company with related parties; review and monitor the Auditors independence and performance and effectiveness of audit process; scrutiny of inter corporate loans and investments, if any; evaluation of internal financial controls and risk management system; and reviewing the functioning of the whistle blower mechanism. It also reviews the compliance with the provisions of SEBI (Prohibition of Insider Trading) Regulations, 2015, at least once in a Financial Year and verifies the system for Internal Control are adequate and are operating effectively.

The constitution of the Audit Committee meets with the requirements of Section 177 of the Companies Act, 2013. The members of the Audit Committee comprise Managing Director and three Independent Non-Executive Directors.

During the period from April 01, 2022, to March 31, 2023, four committee meetings were held on May 29, 2022, July 27, 2022, October 20, 2022 and January 30, 2023.

During the year, the committee was reconstituted and the details of the composition of the Audit Committee and the attendance at the meetings held are as follows:

Sr. No.	Name of Directors	Position	Category	Meetings attended
1	Mr. Mahesh Prasad Mehrotra	Chairman	Non-Executive Independent Director	4
2	Mr. Gaurav Goel	Member	Managing Director	4
3	Mr. Yashwardhan Poddar	Member	Non-Executive Independent Director	3
4	Mr. Anuj Khanna	Member	Non-Executive Independent Director	2

*Mr. Gautam Goel and Mr. Ashwani Kumar Gupta resigned with effect from May 04, 2022

The Company Secretary acts as the Secretary to the Committee.

The Meetings were attended by the Statutory Auditors, Chief Executive Officer and Chief Financial Officer of the Company as invitees.

The Committee, inter-alia, reviewed the Financial Statements including Auditors' Report for the year ended March 31, 2023, and recommended its adoption, records of related party transactions, reports related to compliance of laws and risk management.

Nomination and Remuneration Committee

The powers, roles, and terms of reference of the Nomination and Remuneration Committee cover the areas as contemplated under Regulation 19 of the Securities and Exchange Board of India (Listing Obligation and Disclosure Requirements) Regulation 2015 (as amended) and Section 178 of the Companies Act, 2013, besides other terms as may be referred by the Board of Directors. The role includes formulation of criteria for determining qualifications, positive attributes and independence of a Director and recommending to the Board a policy, relating to the remuneration of Directors, Key Managerial Personnel and other employees of the Company; formulation of criteria for evaluation of

all Directors including Independent Directors, Chairman of the Board and the Board itself and its committees; devising a policy on Board diversity; and identification of persons who are qualified to become Directors and who may be appointed in senior management in accordance with the criteria laid down, and recommending to the Board their appointment and removal.

Nomination and Remuneration Policy

In accordance with the provisions of the Companies Act, 2013 and the Listing Regulation, the Company has put in place the Nomination and Remuneration Policy. This policy lays down framework for selecting and nominating Directors, Key Managerial Personnel (KMPs), Senior Management and other- employees of the Company and payment of remuneration to them.

The Nomination and Remuneration Policy as approved by the Board is uploaded on the Company's website under the head 'Policies' at <https://www.dhampursugar.com/investors/corporate-governance/policies>.

During the period from April 01, 2022, to March 31, 2023, four Committee Meetings were held on May 04, 2022, May 29, 2022, July 27, 2022 and January 30, 2023.

Details of the composition of Nomination and Remuneration Committee and the attendance at the meetings held is as follows:

Sr. No.	Name of Directors	Position	Category	Meetings attended
1	Mr. Mahesh Prasad Mehrotra	Chairman	Non Executive Independent Director	4
2	Mr. Yashwardhan Poddar (appointed w.e.f May 04, 2022)	Member	Non Executive Independent Director	2
3	Mr. Satpal Kumar Arora	Member	Non Executive Independent Director	4

* Mr. Ashwani Kumar Gupta, Independent Director resigned with effect from May 04, 2022.

The Company Secretary acts as the Secretary to the Committee.

Performance Evaluation:

Pursuant to the provisions of the Companies Act, 2013 and applicable provisions of the Listing Regulations,

the Board has carried out the evaluation of its own performance and that of the Board Committees, viz. Audit Committee, Nomination and Remuneration Committee,

CSR Committee, Risk Management Committee and Stakeholders' Relationship Committee as well as evaluation of the performance of Directors individually. A structured questionnaire was prepared after taking into consideration inputs received from the Directors, covering various aspects of the Board's functioning such as adequacy of the composition of the Board and its Committees, Board culture, execution and performance of specific duties, obligations, corporate governance practices and stakeholders' interests, etc. A separate exercise was carried out to evaluate the performance of individual Directors including the Chairman of the Board, who were evaluated on parameters such as level of engagement and contribution, independence of judgement, meeting risk management and competition challenges, compliance and due diligence, financial control, safeguarding the interest of the Company and its minority shareholders etc.

The performance evaluation of all the Directors including Independent Directors was carried out by the entire Board. The performance evaluation of the Chairman and Non-Independent Directors and also of the Board was carried out by the Independent Directors. The Nomination and Remuneration Committee also carried out an evaluation of every Director's performance after laying down criteria for evaluation by way of the aforesaid structured questionnaire. The Directors expressed satisfaction with the evaluation

process and results thereof.

Succession Planning

The Board on the recommendation of the Nomination & Remuneration Committee has formulated a Policy on Succession Plan for the Board and Senior Management.

Remuneration to Non-Executive Directors

The Non-Executive Directors are paid remuneration by way of Sitting Fees for each Meeting of the Board or Committee Meeting attended by them and Commission to Non-Executive Independent Directors, subject to approval by the shareholders. The Non-Executive Director/Independent Directors do not have any material pecuniary relationship or transactions with the Company.

Remuneration to Executive Directors

The appointment and remuneration of Executive Directors, Managing Director and Whole-time Director are governed by the recommendation of the Nomination & Remuneration Committee, Resolutions passed by the Board of Directors and Shareholders of the Company. The remuneration package including increments of Executive Directors which comprises salary, perquisites and allowances, and contributions to Provident and other Retirement Benefit Funds as approved by the shareholders at the General Meetings. Presently, the Company does not have any Stock Options Scheme for its Directors or Employees.

Details of remuneration to the Directors for the year ended March 31, 2023:

Name of Directors	Salary (₹)	Benefits (₹)	Bonus (₹)	Commission (₹)	Sitting Fees (₹)	Service Contract/Notice Period/ Severance Fees
Mr. Ashok Kumar Goel	16537500	2195675	Nil	30000000	Nil	Term valid till March 31, 2028. No Notice period and no severance fees.
Mr. Gaurav Goel	16537500	2204203	Nil	30000000	Nil	Term valid till March 31, 2028. No Notice period and no severance fees.
Mr. Mahesh Prasad Mehrotra	Nil	Nil	Nil	250000	250000	Term valid till September 01, 2024. No Notice period and no severance fees.
Mr. Yashwardhan Poddar	Nil	Nil	Nil	250000	160000	Term valid till July 29, 2025. No Notice period and no severance fees.
Mr. Satpal Kumar Arora	Nil	Nil	Nil	250000	150000	Term valid till July 29, 2025. No Notice period and no severance fees.
Mr. Anuj Khanna	Nil	Nil	Nil	250000	130000	Term valid till June 06, 2026. No Notice period and no severance fees.

Name of Directors	Salary (₹)	Benefits (₹)	Bonus (₹)	Commission (₹)	Sitting Fees (₹)	Service Contract/Notice Period/ Severance Fees
Ms. Pallavi Khandelwal	Nil	Nil	Nil	Nil	70000	Term valid till July 27, 2027. No Notice period and no severance fees.
Mr. Anant Pande	16130034	Nil	7500000	Nil	Nil	Term valid till June 23, 2025. No Notice period and no severance fees.
Mrs. Nandita Chaturvedi	Nil	Nil	Nil	250000	40000	Resigned w.e.f. July 27, 2022
Mr. Vijay Kumar Goel	13,78,125	Nil	Nil	Nil	Nil	Resigned w.e.f. May 04, 2022
Mr. Gautam Goel	13,78,125	Nil	Nil	Nil	Nil	Resigned w.e.f. May 04, 2022
Mr. Akshat Kapoor	17,29,092	Nil	Nil	Nil	Nil	Resigned w.e.f. July 27, 2022

Stakeholder's Relationship Committee

The Committee looks into redressal of Shareholder's/ Investors' complaints related to transfer of shares, non-receipt of balance sheet, non-receipt of declared dividends, among others. It also reviews issue of duplicate share certificates and oversees and reviews all matters connected with the Company's transfers of securities. It oversees the performance of the Company's Registrar and Transfer Agent and recommends measures for overall improvement in the quality of investor services. Besides, it monitors implementation and compliance of the Company's Code of Conduct for Prohibition of Insider Trading in pursuance

of SEBI (Prohibition of Insider Trading) Regulations, 2015 (as amended). The Board has delegated the power of approving transfer of securities to Mr. Gaurav Goel, the Company's Managing Director.

Besides, the Committee has such term of reference, role, responsibility, and powers as specified in Section 178 of the Companies Act, 2013 and in the Securities and Exchange Board of India (Listing Obligation and Disclosure Requirements) Regulation, 2015, as amended from time to time.

During the period from April 1, 2022, to March 31, 2023, one committee meeting was held on January 30, 2023.

The committee was reconstituted during the year and the composition of the Stakeholder's Relationship Committee and the attendance at the meetings held is as follows:

Sr. No.	Name of Directors	Position	Category	Meetings attended
1	Mr. Anuj Khanna (appointed w.e.f May 04, 2022)	Chairman	Non- Executive Independent Director	1
2	Mr. Gaurav Goel (appointed w.e.f May 04, 2022)	Member	Managing Director	1
3	Mr. Yashwardhan Poddar	Member	Non- Executive Independent Director	1

Mr. Ashwani Kumar Gupta, Non Executive Independent Director and Mr. Sandeep Sharma, Whole Time Director resigned with effect from May 04, 2022.

The Company Secretary also acts as the Secretary to the Committee.

Status of Investors' Grievances

The total number of correspondence /complaints received during the year was 152 and all of them have been dealt with to the satisfaction of shareholders during the period ended March 31, 2023. No demat request/transfer was pending as on that date. No investor grievance was pending as on March 31, 2023.

Compliance Officer

Ms. Aparna Goel, Company Secretary, is the Compliance Officer of the Company.

The Company has made a separate e-mail id i.e., investordesk@dampursugar.com for the benefit of investors, which is also displayed at the website of the Company.

Management Committee

The Company has voluntarily constituted a committee named as Management Committee (erstwhile Finance Sub Committee) that carries out management functions of the Company as per terms of reference given as under :

- To borrow money/monies, from time to time, for the requirements of the Company from Banks / Financial Institutions.
- To enter into agreements for subscription of Shares, Debentures/ Preference Shares by way of Private Placement.
- To authorize any person on behalf of the Company to appear before any appropriate authority/authorities and to take necessary action in that matter.
- To open and close bank account(s) of the Company and pass necessary resolutions with respect to their operations, modifications and operating authority and closure of the account(s).
- To authorize any person(s) on behalf of the Company to take all necessary actions for execution of any transaction required in the routine affair of the Company. To make allotment, Listing of securities, dematerialization etc.
- To perform such other function in order to facilitate business affairs of the Company.

The committee was reconstituted during the year and the composition of the Management and the attendance at the meeting Committee is as follows:

Sr. No.	Name of Directors	Position	Category	Meetings attended
1	Mr. Ashok Kumar Goel (appointed w.e.f May 04, 2022)	Chairman	Whole Time Director	8
2	Mr. Gaurav Goel	Member	Managing Director	8
3	Mr. Mahesh Prasad Mehrotra	Member	Non Executive Independent Director	8

Mr. Vijay Kumar Goel, Chairman and Mr. Gautam Goel, Managing Director resigned w.e.f. May 04, 2022.

During the period from April 01, 2022, to March 31, 2023, 8 (Eight) Committee meetings were held on June 01, 2022; July 18, 2022; August 18, 2022; September 30, 2022; October 19, 2022; November 22, 2022; January 19, 2023 and February 16, 2023.

Corporate Social Responsibility Committee

As per the requirement of Section 135 of Companies Act, 2013, the Committee named as Corporate Social Responsibility Committee (CSR Committee) was formed.

The committee was reconstituted during the year and the composition of the Committee and the meeting attended is as follows:

Sr. No.	Name of Directors	Position	Category	Meetings attended
1	Mr. Ashok Kumar Goel (appointed w.e.f. May 04, 2022)	Chairman	Whole Time Director	2
2	Mr. Gaurav Goel	Member	Managing Director	2
3	Mr. Mahesh Prasad Mehrotra	Member	Non Executive Independent Director	2

Mr. Vijay Kumar Goel, Chairman resigned w.e.f. May 04, 2022.

The CSR committee met twice during the year on May 27, 2022 and January 25, 2023.

The Company formulated CSR policy, which is uploaded on the website of the Company i.e. https://api.dhampursugar.com/uploads/CSR_Policy_updated_2022_e7aeb73f1c.pdf

The Committee's responsibility is to assist the Board in discharging its social responsibilities by way of formulating and monitoring implementation of the framework of Corporate Social Responsibility policy as specified in Schedule VII of the Companies Act, 2013.

The terms of reference of CSR Committee are in conformity

with the requirements of the Act which, inter alia, includes:

- To formulate and recommend to the Board, a Corporate Social Responsibility Policy which shall indicate the activities to be undertaken by the Company in areas or subject, specified in Schedule VII of the Act.
- To recommend the amount of expenditure to be incurred on the activities as mentioned above and;
- To monitor the Corporate Social Responsibility Policy of the Company from time to time.

The Committee assess the Business Responsibility performance of the Company on annual basis.

Risk Management Committee

In compliance with Regulation 21 of the Listing Regulations, the Board of Directors of the Company has a Risk Management Committee (RMC) to review, in particular, the Risk Management Policy of the Company, the effectiveness and adequacy of the Risk Management Systems of the Company, including cyber security, etc.

During the year, the committee was reconstituted twice due to resignation of Mr. Ashwani Kumar Gupta, Non Executive Independent Director, Mr. Gautam Goel, Managing Director, Mr. Sandeep Kumar Sharma, Whole Time Director and appointment of Mr. Anuj Khanna, Non Executive Independent Director, Mr. Akshat Kapoor as Whole Time Director w.e.f May 04, 2022. And consequent to resignation of Mr. Akshat Kapoor, Whole Time Director and appointment of Mr. Anant Pande, as Whole Time Director w.e.f July 27, 2022.

The terms of reference of Risk Management Committee are in conformity with the requirements of Regulation 21 of the

Listing Regulations which, inter alia, includes:

- Formulation of a detailed risk management policy which shall include:
 - a. framework for identification of internal and external risks specifically faced by the listed entity, in particular including financial, operational, sectoral, sustainability (particularly, ESG related risks), information, cyber security risks or any other risk as may be determined by the Committee;
 - b. Measures for risk mitigation including systems and processes for internal control of identified risks;
 - c. Business continuity plan.
- Ensuring that appropriate methodology, processes and systems are in place to monitor and evaluate risks associated with the business of the Company;
- Periodic review of Risk Management Policy;
- Keeping the board of directors informed about the nature and content of its discussions, recommendations and actions to be taken.

The details of the composition of the Risk Management Committee is as follows:

Sr. No.	Name of Directors	Position	Category	Meetings attended
1	Mr. Gaurav Goel	Chairman	Managing Director	3
2	Mr. Anuj Khanna	Member	Non Executive Independent Director	2
3	Mr. Anant Pande (appointed as member w.e.f July 27, 2022)	Member	CEO and Whole Time Director	1

Mr. Akshat Kapoor was appointed as member w.e.f May 04, 2022 and ceased to be member w.e.f July 27, 2022 consequent to his resignation.

The Risk Management committee met thrice during the year on May 27, 2022, July 27, 2022 and January 25, 2023.

Disclosures and Affirmation

a. Compliance with Mandatory Requirements:

The Company is in compliance with all requirements under SEBI (Listing Obligations and Disclosure Requirements) Regulations, 2015 as amended from time to time.

b. Related Party Transactions:

All transactions entered into with related parties during the financial year were in the ordinary course of business and on arm's length basis and do not attract the provisions of Section 188 of the Companies Act, 2013. There were no materially significant related party transactions during the year.

Related Party transactions have been disclosed in the notes to accounts forming part of financial statements.

A statement detailing transaction with related parties in the ordinary course of business and on arm's length basis is placed before the Audit Committee periodically for its review.

Pursuant to the requirement of Regulation 23 of SEBI (Listing Obligations and Disclosure Requirements) Regulations, 2015, the Related Party Transactions Policy as approved and reviewed by the Board is uploaded on the Company's website i.e., <https://dhampurugar.com/investors/policies>

None of the transactions of the Company with related parties was in conflict with the interest of the Company.

c. Details of non-compliance by the Company, penalties, and strictures imposed on the Company by Stock Exchange or SEBI, or any statutory authority, on any

matter related to capital markets, during the last three years:

The Company has duly complied with the requirements specified under the Listing Regulations as well as other regulations and guidelines of SEBI. There were no strictures or penalties imposed by either SEBI or Stock Exchange or any statutory authority on any matter related to capital markets during the last three years except by Stock Exchange for delay in submission of Secretarial Compliance Report for the year ended 31st March, 2021 for ₹ 2360/- each by NSE and BSE.

d. Whistle Blower Policy/ Vigil Mechanism:

The Company promotes ethical behavior in all its business activities and has put in place a mechanism for reporting illegal or unethical behavior. The Company has a Vigil Mechanism / Whistle Blower Policy under which the employees are free to report violations of applicable laws and regulations and the Code of Conduct. The reportable matters are to be disclosed to the Whistle Blower Committee formed for the purpose. Employees can also report such matter to the Chairman of the Audit Committee. During the year under review, no such report was received by the Whistle Blower Committee neither was any employee denied access to the Audit Committee.

e. Disclosure of Accounting Treatment:

The Company has followed the Accounting Standards referred to in Section 133 of the Companies Act, 2013 and other applicable laws and regulations for the preparation of Financial Statements. The significant accounting policies applied have been set out in the notes to the financial statements.

f. Risk Management:

The Company has laid down procedures for Risk Assessment and Minimization and formed Risk Management Committee to periodically review the same. The Company has adequate internal control systems to identify risk and ensuring their effective mitigation.

g. Commodity price risk or foreign exchange and hedging activities:

Sugar being a commodity, Sugar price risk is one of the important risks for the Company. The Company's profitability gets affected during downturn due to higher production than demand in India. The commodity risk of the Company in sugar is mitigated by diversification into Cogeneration and Distillery/Chemical Segments.

The Company's operations are mainly in India and foreign exchange exposure is not substantial. The Company hedges/put its foreign exchange exposure as per its forex policy, protecting its financials from foreign exchange fluctuations.

h. A certificate from Company Secretary in Practice that none of the Directors on the Board of the Company have been debarred or disqualified from being appointed or continuing as directors of Companies by the Board/Ministry of Corporate Affairs or any such Statutory Authority:

The certificate from Mr. Saket Sharma, Partner, GSK & Associates Practicing Company Secretary as on March 31, 2023 forms part of this Report.

i. Compliance with Secretarial Standards:

The Company complies with all the applicable mandatory Secretarial Standards issued by the Institute of Company Secretaries of India.

j. Code of Conduct:

Pursuant to Regulation 17(5) of Listing Regulations. The Company has adopted a Code of Conduct and Business Ethics for its Board of Directors and Senior Management Personnel and the same has been posted on the Company's website i.e., <https://dhampursugar.com/investors/code-of-conduct>

All Directors and Senior Management Personnel have affirmed compliance with the Code of Conduct for the Financial year 2022-23. A declaration to this effect duly signed by Chief Executive Officer is annexed to this report.

k. Details of utilization of funds raised through preferential allotment or qualified institutions placement as specified under Regulation 32 (7A):

During the year the Company has not raised the funds through preferential allotment or qualified institutions placement.

l. Credit Rating:

India Ratings and Research (Ind-Ra) has assigned the credit rating of IND A+/Stable/ IND A1+ for non-fund-based working capital limits and IND A+/Stable for Fixed Deposit. Further Ind-Ra has affirmed IND A+/Stable for Term Loan and IND A+/ Stable/IND A1+ for Fund-based Working Capital Limits.

CARE Ratings has reaffirmed rating at CARE A+; Stable for the Fixed Deposits accepted by the Company.

m. Codes and Policies Weblink:

Details of various policies and codes required to be framed under the Companies Act, 2013 and SEBI (LODR) Regulations, 2015 are given on the website of the Company on weblink: www.dhampursugar.com/investors/corporate-governance/policies

n. Fees payable to Statutory Auditors and other Auditors:

Total fees paid to the Statutory Auditors and entities in their network firm for all services received by the Company during the financial year 2022-23 and fees paid to the other Auditors is detailed hereunder:

Sr. No.	Particulars	Amount (in ₹)
1	Payment to Statutory Auditors	25,80,000
2	Payment to Secretarial Auditors	7,50,000
3	Payment to Cost Auditors	2,00,000
4	Payment to Internal Auditors	11,62,563

o. Where the Board had not accepted any recommendation of any committee of the Board which is mandatorily required in the relevant Financial Year: Not Applicable.

p. Subsidiary:

The Company does not have any material subsidiary as defined under Regulation 24 of SEBI (Listing Obligations and Disclosure Requirements) Regulations, 2015. However, Policy for Determining Material Subsidiaries has been formulated and uploaded on the website of the Company i.e., https://api.dhampursugar.com/uploads/Policy_for_Determining_Material_Subsiidiary_79eadf7a00.pdf

q. Disclosure under the Sexual Harassment of Women at Workplace (Prevention, Prohibition and Redressal) Act, 2013:

The Company has in place an Anti-Sexual Harassment Policy in line with the requirements of The Sexual Harassment of Women at Workplace (Prevention, Prohibition and Redressal) Act, 2013. Internal Complaints Committee (ICC) has been set up to redress complaints received regarding sexual harassment. All employees (permanent, contractual, temporary, trainees) are covered under this policy.

The following is a summary of sexual harassment

complaints received and disposed during the year 2022-23.

No. of complaints filed during the Financial Year	Nil
No. of complaints received	Nil
No. of complaints disposed	Nil

r. Non- Mandatory Discretionary Requirements:

Adoption of non- mandatory Discretionary requirements of the Listing Regulations is being reviewed by the Board from time to time. Status is as under:

- i. **The Board:** The Company does not bear any expenses of Non-Executive Chairman's Office. Since the Company has an Executive Chairman.
- ii. **Shareholders Rights:** The quarterly/half-yearly results are published in the newspapers and hosted on the Company's website www.dhampursugar.com and submitted with the Stock Exchanges electronically through NEAPS portal on NSE and BSE listing Centre with BSE Limited. The same are not sent to shareholders individually.
- iii. **Audit Qualifications:** The Company strives towards ensuring unqualified financial statements. There are no qualifications for the Auditor's Report for the year under review.
- iv. **Separate posts of Chairman and Managing Director/ CEO:** The Company has different persons for the post of Chairman, Managing Director and CEO.
- v. **Reporting of Internal Auditors:** The Internal Auditors of the Company report directly to the Audit Committee.
- vi. The Company has not provided any loans and advances in the nature of loans to firms/companies in which any director is interested.

The Disclosures of the compliance with Corporate Governance requirements specified in Regulation 17 to 27 and Regulation 46(2) of Listing Regulations:

The Company has complied with all the mandatory corporate governance requirements under the Listing Regulations. The Company confirms compliance with corporate governance requirements specified in Regulation 17 to 27 and Sub Regulation (2) of Regulation 46 of the Listing Regulations.

Shareholder's Information

General Meetings:

Details of last three Annual General Meetings are as follows:

AGM	Financial Year	Location	Date and Time	Details of Special Resolution Passed
87th	2021-22	Through Video Conference	September 14, 2022, 2:00 P.M.	<ul style="list-style-type: none"> a) Payment of Commission to Non- Executive Independent Director of Company. b) Re-Appointment of Mr. Ashok Kumar Goel as Chairman and Executive Director and to fix his remuneration. c) Re-Appointment of Mr. Gaurav Goel as Managing Director and to fix his remuneration. d) Appointment of Mr. Anant Pande as Whole time Director of the Company e) Appointment of Ms. Pallavi Khandelwal as Non Executive Independent Woman Director of the Company.
86th	2020-21	Through Video Conference	August 30, 2021, 2:00 P.M.	<ul style="list-style-type: none"> a) Payment of Commission to Non- Executive Independent Director of Company. b) Appointment of Mr. Anuj Khanna, Non- Executive Independent Director of the Company
85th	2019-20	Through Video Conference	September 29, 2020, 2:00 P.M.	<ul style="list-style-type: none"> a) Invitation and Acceptance of Fixed Deposits from the Members and Public. b) Payment of Commission to Non- Executive Independent Director of Company. c) Re-appointment of Mrs. Nandita Chaturvedi, Non- Executive Independent Director of the Company. d) Appointment of Mr. Yashwardhan Poddar, Non- Executive Independent Director of the Company. e) Appointment of Mr. Satpal Kumar Arora Non- Executive Independent Director of the Company.

Whether any Special Resolution was passed last year through Postal Ballot: - No.

Whether any Special Resolution is proposed through Postal Ballot: - No.

Annual General Meeting for the Financial Year 2022-23

Day and Date of 88th AGM	Tuesday, September 12, 2023
Time	2.00 P.M.
Mode	Through Video Conferencing / Other Audio-Visual Means
Financial Year	April 01, 2022, to March 31, 2023.
Book Closure	September 06, 2023 to September 12, 2023 (both days inclusive)

Tentative financial calendar for the financial year ending March 31, 2024:

The tentative dates for Board meetings for consideration of quarterly financial results are as follows:

Sr. No.	Particulars of quarters	Tentative Dates
1	June 30, 2023	In or after last week of July, 2023
2	September 30, 2023	In or after last week of October, 2023
3	December 31, 2023	In or after last week of January, 2024
4	March 31, 2024	In or before last week of May, 2024

Dividend

During the year, the Company declared and paid interim dividend of 60% i.e ₹ 6.00 per Equity Share of ₹10 each (aggregate of 50% i.e., ₹5.00 per Equity Share of ₹10 each and a Special Dividend of 10% i.e. ₹1.00 Per Equity Share of ₹10 each of the Company on successful commissioning of new distillery project) on 6,63,87,590 Equity Shares.

The Interim Dividend declared by the Board of Directors is proposed to be confirmed as Final by Shareholders in the ensuing Annual General Meeting.

Dividend History for the last ten Financial Years

The table below highlights the history of Dividend declared by the Company in previous financial years:

Sr. No.	Financial Year Ended	Date of Declaration	Rate of Dividend (Amount in ₹)
1	31.03.2017	10.02.2017 (Interim)	2.50
2	31.03.2017	28.08.2017	3.50
3	31.03.2018	31.01.2018 (Interim)	3.00
4	31.03.2019	30.01.2019 (Interim)	3.50
5	31.03.2019	02.09.2019	3.00
6	31.03.2020	03.02.2020 (Interim)	6.00
7	31.03.2021	02.02.2021 (Interim)	6.00
8	31.03.2022	21.03.2022 (Interim)	6.00
9	31.03.2023	03.04.2023 (Interim)	6.00

Unclaimed Dividend/ Shares

Pursuant to the provisions of Section 124(5) of the Companies Act, 2013, if the dividend transferred to the Unpaid Dividend Account of the Company remains unpaid or unclaimed for a period of seven consecutive years from the date of such transfer then the said unclaimed or unpaid dividend amount shall be transferred by the Company along with interest accrued, if any to the Investor Education and Protection Fund ('the IEPF'), a fund established under sub-section (1) of Section 125 of the Act. Before transferring the unclaimed dividends to IEPF, individual letters are sent to those Members whose unclaimed dividends are due for transfer to enable them to claim the dividends before the due date for such transfer. The details of unclaimed/unpaid dividend are available on the website of the Company i.e., www.dhampursugar.com

Share Transfer to Investor Education and Protection Fund Account (IEPF) where the dividend is unpaid or unclaimed for seven or more consecutive years In terms of Section 124(6) of the Companies Act, 2013, read with Rule 6 of the Investor Education and Protection Fund Authority

(Accounting, Audit, Transfer and Refund) Rules, 2016, (as amended from time to time) (IEPF Rules) shares on which dividend has not been paid or claimed by a shareholder for a period of seven consecutive years or more shall be credited to the Investor Education and Protection Fund (IEPF) within a period of thirty days of such shares becoming due to be so transferred. Upon transfer of such shares, all benefits (like bonus, dividend etc.), if any, accruing on such shares shall also be credited to such IEPF and the voting rights on such shares shall remain frozen till the rightful owner claims the shares.

Shares which are transferred to IEPF can be claimed back by the shareholders from Investors Education and Protection Fund Authority (IEPFA) by following the procedure prescribed under the aforesaid rules.

The Company has been sending letters regularly to all the concerned members and also the same is published in newspaper three months before the due date asking them to claim their dividend amount to avoid transfer of the said unclaimed dividend and respective shares to IEPF.

Details of Unclaimed Dividend as on March 31, 2023, and due dates for transfer to IEPF are as follows

Financial Year Ended	Date of declaration of Dividend	Unclaimed Amount (in ₹)	Due date for transfer to IEPF
31.03.2017	10.02.2017 (Interim)	1338153.75	16.03.2024
31.03.2017	28.08.2017	2294425.00	03.10.2024
31.03.2018	31.01.2018 (Interim)	1130986.00	06.03.2025
31.03.2019	30.01.2019 (Interim)	1074237.50	06.03.2026
31.03.2019	02.09.2019	1024368.00	08.10.2026
31.03.2020	03.02.2020 (Interim)	1695036.00	09.03.2027
31.03.2021	02.02.2021 (Interim)	1603494.00	08.03.2028
31.03.2022	21.03.2022(Interim)	1219301.00	27.04.2029
31.03.2023	03.04.2023 (Interim)	**	07.05.2030

** The interim dividend was declared by the Company as on 3rd April, 2023 and the record date for distribution of dividend was 18th April, 2023. The payment of the same was made in April, 2023, hence the same is not reported.

Distribution of Shareholding as on March 31, 2023 :

Shareholding Range (No. of Shares)	No. of Holders	% of total Holders	No. of Shares held	% of total Shares
1 to 100	58912	75.19	1994985	3.01
101 to 500	14960	19.09	3593349	5.41
501 to 1000	2269	2.90	1805353	2.72
1001 to 5000	1731	2.21	3722368	5.61
5001 to 10000	248	0.32	1785285	2.69
10001 to 20000	109	0.14	1598893	2.41
20001 to 30000	30	0.04	745945	1.12
30001 to 40000	20	0.03	696162	1.05
40001 to 50000	13	0.02	569579	0.86
50001 to 100000	19	0.02	1460015	2.20
100001 to 500000	32	0.04	6419246	9.67
500001 to Above	8	0.01	41996410	63.26
Total	78351	100	66387590	100

Shareholding Pattern as on March 31, 2023

S. No	Category	Holding	%
1	Promoter (including individuals, corporate bodies)	32585637	49.08
2	Mutual Funds	465	0.00
3	Banks/FI/AIF	32084	0.05
4	Central Government	6	0.00
5	Foreign Portfolio Investors (Category I and Category II)	3165216	4.77
6	Corporate Bodies/Clearing Member	2033864	3.06
7	Resident Indian Public/Resident HUF	27659874	41.66
8	NRI/OCB/Foreign Nationals	237698	0.36
9	Non-Resident - Non-Repatriates	156080	0.24
10	Trust	74	0.00
11	IEPF	216592	0.33
12	Insurance Company	300000	0.45
	Grand Total	66387590	100

Dematerialization of Equity Shares and Liquidity

Over 99.70 per cent of the outstanding shares have been dematerialized up to March 31, 2023. Trading in equity shares of the Company is permitted only in dematerialized form with effect from October/November 2000 as per notification issued by the Securities and Exchange Board of India (SEBI).

The Equity Shares having ISIN No. INE041A01016 are available for dematerialization with either of the depositories i.e., NSDL and CDSL.

The Company has no Outstanding GDRs/ADRs/Warrants or any convertible instruments, conversion date and likely impact on Equity Listing:

Disclosures with respect to shares in demat suspense account/ unclaimed suspense account

The Company do not have any shares in demat suspense account or unclaimed suspense account.

The Company's shares are listed on the following Stock Exchanges and the Listing fees have been paid to the Exchanges:

Stock Exchange	Stock Code
BSE Limited, P.J. Towers, Dalal Street, Mumbai- 400001	500119
National Stock Exchange of India Limited (NSE), Exchange Plaza, Bandra Kurla Complex, Bandra (E), Mumbai – 400051	DHAMPURSUG

Stock market data from April 01, 2022 to March 31, 2023

Months	NSE		BSE	
	High (₹)	Low (₹)	High (₹)	Low (₹)
March, 2023	252.00	202.25	252.00	202.25
February, 2023	230.00	207.05	230.00	207.30
January, 2023	250.25	211.30	250.15	211.20
December, 2022	275.00	218.70	275.00	215.25
November, 2022	231.55	198.30	231.50	196.55
October, 2022	232.00	196.00	232.00	196.50
September, 2022	248.50	208.00	248.00	207.55
August, 2022	238.00	220.50	237.70	213.30
July, 2022	248.50	206.50	248.75	206.40
June, 2022	285.00	198.30	285.50	198.45
May, 2022	528.45	225.00	529.50	225.85
April, 2022	584.50	512.10	584.00	512.35

Share price performance in comparison to broad based indices such as BSE Sensex, CRISIL Index etc

FY 2022-23	BSE		NSE	
	DSML	Sensex	DSML	Nifty
April 1, 2022	537.55	59276.69	538.30	17670.45
March 31, 2023	223.30	58991.52	223.55	17359.75

Means of Communication

- I. The Company's Quarterly Financial Results in the proforma prescribed by the Stock Exchanges pursuant to Regulation 33 of SEBI (Listing Obligations and Disclosure Requirements) Regulations, 2015 are approved and taken on record by the Board of Directors and submitted to the Stock Exchanges.
- II. The results are normally published in Business Standard/ Financial Express/Economic Times (in English) and Business Standard/Jansatta/ Amar Ujala/Veer Arjun (in Hindi).
- III. The Company's Financial Results and official press releases are displayed on Company's website (www.dhampursugar.com) within the time prescribed in this regard.
- IV. The Company's website also displays presentations, if any made to the media, analysts, institutional investors, Fund Managers, etc. from time to time.
- V. The quarterly results, shareholding patterns, periodical compliances and all other corporate communications to the Stock Exchanges viz. National Stock Exchange of India Limited and BSE Limited are filed electronically to them through NEAPS Portal on NSE and BSE Listing Centre with BSE.
- VI. In compliance with Regulation 46 of the Listing Regulations, a separate dedicated section under the head Investors on the Company's website gives information on various announcements made by the Company, Credit rating, Annual Report, Quarterly/Half yearly/ Nine-months and Annual financial results along with the applicable policies of the Company. The presentations made to the institutional investors and analysts are also available on the Company's website at <https://dhampursugar.com/investors/disclosures-46>. Quarterly Compliance Reports on Corporate Governance and other relevant information of interest to the Investors are also placed under the Investors section on the Company's website.
- VII. The Management Discussion and Analysis forms part of the Annual Report.

Share Transfer System

SEBI has mandated that, effective April 2019, no share can be transferred in physical mode. Hence, the Company has stopped accepting any fresh lodgment of transfer of shares in physical form. The Company had sent communication to the shareholders, encouraging them to dematerialize their holding in the Company. The communication inter alia contained procedure for getting the shares dematerialized. Shareholders holding shares in physical form are advised to avail the facility of dematerialization.

The Company obtains annual certificate from practicing Company Secretary as per the requirement of Regulation 40 (9) of the Listing Regulations and the same is filed with the Stock Exchanges.

Address for Investors Correspondence

Correspondence with Company

Ms. Aparna Goel Company Secretary
 Dhampur Sugar Mills Limited,
 6th Floor, Max House, Okhla Industrial Estate, Phase – III,
 New Delhi 110 020
 Ph.: 011-41259400
 E-mail: investordesk@dhampursugar.com

Correspondence with Registrar and Share Transfer Agents

M/s Alankit Assignments Limited, Alankit House,
 4E/2 Jhandewalan Extension, New Delhi 110 055
 Ph.: 011 – 42541234, 23541234, Fax: 011- 42541201
 E- mail: rta@alankit.com

Plant Locations:

Unit	Location	Division
1	Dhampur, Dist. Bijnor (U.P.)	Sugar, Co-generation and Distillery
2	Rajpura, Dist. Sambhal (U.P.)	Sugar and Co-generation

For Dhampur Sugar Mills Limited

Ashok Kumar Goel

Chairman

DIN: 00076553

Date: May 07, 2023

Place: New Delhi

Declaration regarding Compliance with Code of Conduct

As provided under Regulation 26 (3) of SEBI (Listing Obligations and Disclosure Requirement) Regulations, 2015, all the Board Members and Senior Management Personnel have affirmed their Compliance with the Code of Conduct and Ethics of the Company for the year ended March 31, 2023.

For Dhampur Sugar Mills Limited

Date: May 07, 2023
Place: New Delhi

Anant Pande
Chief Executive Officer & Whole Time Director

Certificate by Chief Executive Officer and Chief Financial Officer

We undersigned, in our respective capacities as Chief Executive Officer and Chief Financial officer of Dhampur Sugar Mills Limited, to the best of our knowledge and belief, certify that;

- a. We have reviewed the Balance Sheet, Profit and Loss Account, Cash Flow Statement and the Board's Report for the period from April 01, 2022 to March 31, 2023 and based upon our knowledge and information certify that:-
 - i. These statements do not contain any materially untrue statement or omit any material fact or contain the statement that might be misleading,
 - ii. These statements together present a true and fair view of the Company's affairs and are in compliance with existing accounting standards and other applicable laws and regulations.
- b. There are, to best of our knowledge and belief, no transactions entered into by the Company during the year, which are fraudulent, illegal or violative of the Company's Code of Conduct.
- c. We accept the responsibility for establishing and maintaining internal control for financial reporting and we have evaluated the effectiveness of internal control systems of the Company pertaining to financial reporting. We have disclosed to the Auditors and the Audit Committee, deficiencies in the design or operation of such internal controls, if any, of which we are aware and the steps we have taken or to take to rectify these deficiencies.
- d. We have indicated to Auditors and the Audit Committee of the Board that there have been:
 - i. no significant changes in internal control over the financial reporting during the period,
 - ii. no significant changes in accounting policies during the year and same have been disclosed in the notes to the Financial Statements.
 - iii. no instances of significant fraud of which we have become aware and the involvement therein, if any, of the management or an employee having a significant role in the Company's internal control system.

For Dhampur Sugar Mills Limited

Susheel Kumar Mehrotra
Chief Financial Officer
Place: New Delhi
Date: May 07, 2023

For Dhampur Sugar Mills Limited

Anant Pande
Chief Executive Officer

Certificate on Corporate Governance

To
The Members of
Dhampur Sugar Mills Limited
District Bijnor, Dhampur
Uttar Pradesh -246761

1. We have examined the compliance of conditions of Corporate Governance by Dhampur Sugar Mills Limited ('the Company'), for the year ended March 31, 2023, as stipulated in Securities and Exchange Board of India (Listing Obligations and Disclosure Requirements) Regulations, 2015 ('the Listing Regulations').

Management's Responsibility

2. The compliance of conditions of Corporate Governance is the responsibility of the Management. This responsibility includes the designing, implementing and maintaining operating effectiveness of internal control to ensure compliance with the conditions of Corporate Governance as stipulated in the Listing Regulations.

Auditor's Responsibility

3. Pursuant to the requirements of the Listing Regulations, our responsibility is to express a reasonable assurance in the form of an opinion as to whether the company has complied with the conditions of corporate governance as stated in paragraph 2 above. Our responsibility is limited to examining the procedures and implementation thereof, adopted by the company for ensuring the compliance with the conditions of Corporate Governance. It is neither an audit nor an expression of opinion on the financial statements of the company.
4. We have examined the books of account and other relevant records and documents maintained by the Company for the purpose of providing reasonable assurance on the compliance with Corporate Governance requirements by the Company.

Opinion

5. Based on the procedures performed by us and to the best of our information and according to the explanations provided to us, in our opinion, the Company has complied, in all material respects, with the conditions of corporate governance as stipulated in the Listing Regulations during the year ended March 31, 2023.

We state that such compliance is neither an assurance as to the future viability of the Company nor the efficiency or effectiveness with which the management has conducted the affairs of the company.

Restrictions on use

6. This certificate is issued solely for the purpose of complying with the aforesaid regulations and may not be suitable for any other purpose.

For GSK & Associates
(Company Secretaries)
FRN: P2014UP036000

Saket Sharma
Partner
(Membership No.: F4229)
(CP No.: 2565)
PR No: 2072/2022
UDIN: F004229E000266931

Date: May 07, 2023
Place: Kanpur

Certificate of Non-Disqualification of Directors

(Pursuant to Regulation 34(3) and Schedule V Para C clause (10)(i) of the SEBI
(Listing Obligations and Disclosure Requirements), Regulations, 2015)

To
The Members of
Dhampur Sugar Mills Limited
District Bijnor, Dhampur
Uttar Pradesh -246761

We have examined the relevant registers, records, forms, returns and disclosures received from the Directors of Dhampur Sugar Mills Limited having CIN: L15249UP1933PLC000511 and having registered office at District Bijnor, Dhampur, Uttar Pradesh-246761 (hereinafter referred to as 'the Company'), produced before us by the Company for the purpose of issuing this Certificate, in accordance with Regulation 34(3) read with Schedule V Para-C Sub clause 10(i) of the Securities Exchange Board of India (Listing Obligations and Disclosure Requirements), Regulations, 2015.

In our opinion and to the best of my/our information and according to the verifications (including Directors Identification Number (DIN) status at the portal www.mca.gov.in) as considered necessary and explanations furnished to us by the Company & its officers, we, hereby certify that none of the Directors on the Board of the Company as stated below for the Financial Year ending on March 31, 2023 have been debarred or disqualified from being appointed or continuing as Directors of companies by the Securities and Exchange Board of India, Ministry of Corporate Affairs, or any such other Statutory Authority.

Sr. No.	Name of Director	DIN	Designation	Date of Appointment in Company
1	Mr. Ashok Kumar Goel	00076553	Whole Time Director	15/03/1969
2	Mr. Gaurav Goel	00076111	Managing Director	04/04/2007
3	Mr. Mahesh Prasad Mehrotra	00016768	Non-Executive Independent Director	06/07/1987
4	Mr. Yashwardhan Poddar	00008749	Non-Executive Independent Director	30/07/2020
5	Mr. Satpal Kumar Arora	00061420	Non-Executive Independent Director	30/07/2020
6	Mr. Anuj Khanna	00025087	Non-Executive Independent Director	07/06/2021
7	Ms Pallavi Khandelwal	09685535	Non-Executive Independent Woman Director	27/07/2022
8	Mr. Anant Pande	08186854	Whole time Director	27/07/2022

Ensuring the eligibility of for the appointment/ continuity of every Director on the Board is the responsibility of the management of the Company. Our responsibility is to express an opinion on these based on our verification. This certificate is neither an assurance as to the future viability of the Company nor of the efficiency or effectiveness with which management has conducted the affairs of the Company.

For GSK & Associates
(Company Secretaries)
FRN: P2014UP036000

Saket Sharma
Partner
(Membership No.: F4229)
(CP No.: 2565)

Date: May 07, 2023
Place: Kanpur

PR No: 2072/2022
UDIN: F004229E000266942

INDEPENDENT AUDITORS' REPORT

To
The Members of
Dhampur Sugar Mills Limited

Report on the Audit of the Standalone Financial Statements

Opinion

We have audited the standalone financial statements of Dhampur Sugar Mills Limited ("the Company"), which comprise the Standalone Balance Sheet as at March 31, 2023, and the Standalone Statement of Profit and Loss (including other comprehensive income), Standalone Statement of Changes in Equity and Standalone Statement of Cash Flow for the year then ended, and notes to the standalone financial statements, including a summary of the significant accounting policies and other explanatory information (hereinafter referred to as "Standalone Financial Statements").

In our opinion and to the best of our information and according to the explanations given to us, the aforesaid Standalone Financial Statements give the information required by the Companies Act, 2013 ("the Act") in the manner so required and give a true and fair view in conformity with the accounting principles generally accepted in India, of the state of affairs of the Company as at March 31, 2023, and profit (including other comprehensive income), changes in equity and its cash flows for the year ended on that date.

Basis for Opinion

We conducted our audit of the Standalone Financial Statements in accordance with the Standards on

Auditing (SAs) specified under section 143(10) of the Act. Our responsibilities under those Standards are further described in Auditor's Responsibilities for the Audit of the Standalone Financial Statements section of our report. We are independent of the Company in accordance with the Code of Ethics issued by the Institute of Chartered Accountants of India ('ICAI') read together with the independence requirements that are relevant to our audit of the Standalone Financial Statements under the provisions of the Act and the Rules made thereunder, and we have fulfilled our other ethical responsibilities in accordance with these requirements and the ICAI's Code of Ethics. We believe that the audit evidence we have obtained is sufficient and appropriate to provide a basis for our audit opinion on the Standalone Financial Statements.

Key Audit Matters

Key audit matters ('KAM') are those matters that, in our professional judgment, were of most significance in our audit of the Standalone Financial Statements of the current period. These matters were addressed in the context of our audit of the Standalone Financial Statements as a whole, and in forming our opinion thereon, and we do not provide a separate opinion on these matters. We have determined the matters described below to be the key audit matters to be communicated in our report.

Key Audit Matter	How our audit addressed the Key Audit Matter
<p>1. Inventory Valuation of Finished Goods, By-Products and Work in Progress</p> <p>As on March 31, 2023, the Company has an inventory of Finished Goods, By-Products and Work in Progress with a carrying value of ₹646.40 crores. We considered the value of the inventory of Finished Goods, By-Products and Work in Progress as a key audit matter given the relative value of inventory in the financial statements and significant judgement involved in the calculation of Cost of Production and other factors such as minimum sale price, monthly quota, and fluctuation in domestic and international selling prices, in the valuation. The determination of these assumptions and estimates requires careful evaluation by management and could lead to a material impact on the financial position and the results of the Company and therefore has been considered as a key audit matter.</p>	<p>Principal Audit Procedures</p> <p>We performed the following procedures:</p> <ul style="list-style-type: none"> Obtained an understanding of the valuation methodologies used and assessed the reasonableness and consistency of the significant assumptions used in the valuation by the Company. Evaluated and tested on a sample basis the design and operating effectiveness of key controls around inventory valuation operating within the Company.

Key Audit Matter	How our audit addressed the Key Audit Matter
	<ul style="list-style-type: none"> ▪ Assessed the basis, reasonableness and accuracy of adjustments made to cost calculation. Tested the arithmetical accuracy and consistency of application of the valuation approaches and models over the years. Compared the cost of the finished goods of Sugar with the net realisable value and checked if the finished goods were recorded at the net realisable value where the cost was higher than the net realisable value. We tested the cost of production and net realizable value of the inventory of sugar. We considered various factors including the prevailing unit-specific domestic selling price during and subsequent to the year-end, minimum selling price & monthly quota, selling price for contracted sugar export and initiatives taken by the Government with respect to the sugar industry as a whole. ▪ Tested the appropriateness of the disclosure in the financial statements in accordance with the applicable financial reporting framework. <p>Based on the above procedures performed, the management's determination of the inventory valuation of Finished Goods, By-Products and Work in Progress as at the year-end is considered to be reasonable.</p>
<p>2. Contingent Liabilities- Contingencies related to Regulatory, Direct and Indirect tax matters</p> <p>The Company has a number of litigations pending at various forums and management's judgement is required for estimating the amount to be disclosed as a contingent liability.</p> <p>This is identified as Key Audit Matter because the company have a number of litigations and uncertain positions including matters under dispute which involve significant estimates and degree of management judgement in interpreting the cases and it may be subject to management bias.</p>	<p>Principal Audit Procedures</p> <p>We performed the following procedures:</p> <ul style="list-style-type: none"> ▪ Understood and tested the design and operating effectiveness of controls as established by the management for obtaining all relevant information for pending litigation cases; ▪ Holding discussions with management for any material developments and the latest status of legal matters. ▪ Examining management's judgements and assessments of whether provisions are required considering the management's assessment of those matters that are not disclosed as the probability of material outflow is considered to be remote. ▪ Verified the adequacy of disclosures in the financial statements in this respect. <p>Based on the above procedures performed, the management's determination of the amounts and disclosure of contingent liability as at the year-end is considered to be reasonable.</p>



Key Audit Matter	How our audit addressed the Key Audit Matter
<p>3. Recognition of deferred tax assets relating to minimum alternate tax (MAT) credit entitlement and re-measurement of deferred tax assets and liabilities.</p> <p>The Company has made an assessment of dual tax structures and decided to continue with the existing tax structure until the utilization of MAT credit and to measure deferred tax assets and liabilities at the tax rates that are expected to apply for its reversal in future. Accordingly, deferred tax assets and liabilities that are expected to reverse when the company would migrate to a new lower tax regime have been measured at a lower tax rate.</p> <p>We considered the re-measurement of deferred tax assets based on migration to a lower tax regime and recognition of deferred tax assets relating to utilisation of MAT credit entitlement is considered as a key audit matter as it involves significant management judgement including accounting estimates relating to forecasting future taxable profits, availability of sufficient taxable income in the future and recoverability within the specified period of time as well as for migration to the new lower tax regime.</p>	<p>Principal Audit Procedures</p> <p>We performed the following procedures:</p> <ul style="list-style-type: none"> ▪ Evaluated the design and implementation and tested the operating effectiveness of controls related to the assessment of the utilisation of MAT credit entitlement and Deferred Tax calculation. ▪ Evaluated and discussed with the Management, the appropriateness of assumptions and evidence supporting the underlying profitability forecasts. Assessed the assumptions used in the profitability forecasts along with the Company's tax position including the timing of future taxable profits. We also performed the retrospective review and sensitivity analysis on the key assumptions used in the aforementioned profitability forecasts for the utilisation of MAT credit entitlement. ▪ Assessed the adequacy of disclosures made in the standalone financial statements of the Company. <p>Based on the above procedures performed, the recognition of deferred tax assets relating to the MAT credit entitlement and measurement of deferred tax assets and liabilities using the tax rates applicable at the time of reversal are considered adequate and reasonable.</p>

Information Other than the Standalone Financial Statements and Auditors' Report Thereon

The Company's Board of Directors is responsible for the other information. The other information comprises the information included in the Management Discussion and Analysis, Report on Corporate Governance and Director's Report including Annexures to Director's Report, Business Responsibility and Sustainability Report and Shareholder's Information, but does not include the Standalone Financial Statements and our auditor's report thereon. The aforesaid report is expected to be made available to us after the date of this auditor's report.

Our opinion on the Standalone Financial Statements does not cover the other information and we do not express any form of assurance conclusion thereon.

In connection with our audit of the Standalone Financial Statements, our responsibility is to read the other information identified above when it becomes available and, in doing so, consider whether the other information is materially inconsistent with the Standalone Financial Statements or our knowledge obtained during the course of our audit or otherwise appears to be materially misstated.

When we read the company's annual report and if we conclude that there is a material misstatement therein, we are required to communicate the matter to those charged with governance and shall take appropriate actions, if required.

Responsibilities of Management and Those Charged with Governance for the Standalone Financial Statements

The Company's Board of Directors is responsible for the matters stated in Section 134(5) of the Act with respect to the preparation and presentation of these Standalone Financial Statements that give a true and fair view of the financial position, financial performance including other comprehensive income, changes in equity and cash flows of the Company in accordance with the accounting principles generally accepted in India, including the Indian Accounting Standards (Ind AS) specified under Section 133 of the Act.

This responsibility also includes maintenance of adequate accounting records in accordance with the provisions of the Act for safeguarding of the assets of the Company and for preventing and detecting frauds and other irregularities; selection and application of appropriate accounting policies; making judgements and estimates that are reasonable and prudent; and

design, implementation and maintenance of adequate internal financial controls that were operating effectively for ensuring the accuracy and completeness of the accounting records, relevant to the preparation and presentation of the Standalone Financial Statements that give a true and fair view and are free from material misstatement, whether due to fraud or error.

In preparing the Standalone Financial Statements, the Board of Directors is responsible for assessing the Company's ability to continue as a going concern, disclosing, as applicable, matters related to going concern and using the going concern basis of accounting unless management either intends to liquidate the Company or to cease operations or has no realistic alternative but to do so.

Those Board of Directors are responsible for overseeing the Company's financial reporting process.

Auditors' Responsibilities for the Audit of the Standalone Financial Statements

Our objectives are to obtain reasonable assurance about whether the Standalone Financial Statements as a whole are free from material misstatement, whether due to fraud or error and to issue an auditors' report that includes our opinion. Reasonable assurance is a high level of assurance but is not a guarantee that an audit conducted in accordance with SAs will always detect a material misstatement when it exists. Misstatements can arise from fraud or error and are considered material if, individually or in the aggregate, they could reasonably be expected to influence the economic decisions of users taken on the basis of these Standalone Financial Statements.

As part of an audit in accordance with SAs, we exercise professional judgment and maintain professional skepticism throughout the audit. We also:

- Identify and assess the risks of material misstatement of the Standalone Financial Statements, whether due to fraud or error, design and perform audit procedures responsive to those risks, and obtain audit evidence that is sufficient and appropriate to provide a basis for our opinion. The risk of not detecting a material misstatement resulting from fraud is higher than for one resulting from error, as fraud may involve collusion, forgery, intentional omissions, misrepresentations, or the override of internal control.
- Obtain an understanding of internal control relevant to the audit in order to design audit procedures that are appropriate in the circumstances. Under section 143(3)(i) of the Act, we are also responsible for expressing our opinion on whether the Company has an adequate internal financial controls system with reference to the Standalone Financial statement in place and the operating effectiveness of such controls.

- Evaluate the appropriateness of accounting policies used and the reasonableness of accounting estimates and related disclosures made by management.
- Conclude on the appropriateness of management's use of the going concern basis of accounting and, based on the audit evidence obtained, whether a material uncertainty exists related to events or conditions that may cast significant doubt on the Company's ability to continue as a going concern. If we conclude that a material uncertainty exists, we are required to draw attention in our auditor's report to the related disclosures in the Standalone Financial Statements or, if such disclosures are inadequate, to modify our opinion. Our conclusions are based on the audit evidence obtained up to the date of our auditors' report. However, future events or conditions may cause the Company to cease to continue as a going concern.
- Evaluate the overall presentation, structure and content of the Standalone Financial Statements, including the disclosures, and whether the Standalone Financial Statements represent the underlying transactions and events in a manner that achieves fair presentation.

Materiality is the magnitude of misstatements in the Standalone Financial Statements that, individually or in the aggregate, makes it probable that the economic decisions of a reasonably knowledgeable user of the financial statements may be influenced. We consider quantitative materiality and qualitative factors in (i) planning the scope of our audit work and in evaluating the results of our work, and (ii) to evaluate the effect of any identified misstatements in the financial statements.

We communicate with those charged with governance regarding, among other matters, the planned scope and timing of the audit and significant audit findings, including any significant deficiencies in internal control that we identify during our audit.

We also provide those charged with governance with a statement that we have complied with relevant ethical requirements regarding independence, and to communicate with them all relationships and other matters that may reasonably be thought to bear on our independence, and where applicable, related safeguards.

From the matters communicated with those charged with governance, we determine those matters that were of most significance in the audit of the Standalone Financial Statements of the current period and are therefore the key audit matters. We describe these matters in our auditors' report unless law or regulation precludes public disclosure about the matter or when, in extremely rare circumstances, we determine that a matter should not be communicated in our report because the adverse consequences of doing so would reasonably be expected to outweigh the public interest benefits of such communication.

Report on Other Legal and Regulatory Requirements

1. A. As required by Section 143(3) of the Act, based on our report, we report that:
 - (a) We have sought and obtained all the information and explanations which to the best of our knowledge and belief were necessary for the purposes of our audit;
 - (b) In our opinion, proper books of account as required by law have been kept by the Company so far as it appears from our examination of those books;
 - (c) The Standalone Balance Sheet, the Standalone Statement of Profit and Loss (including other comprehensive income), the Standalone Statement of Changes in Equity and the Standalone Statement of Cash Flow dealt with by this report are in agreement with the books of account;
 - (d) In our opinion, the aforesaid Standalone Financial Statements comply with the Ind AS specified under Section 133 of the Act, read with Rule 7 of the Companies (Accounts) Rules, 2014;
 - (e) Based on the written representations received from the directors as on March 31, 2023, taken on record by the Board of Directors, none of the directors is disqualified as on March 31, 2023, from being appointed as a director in terms of Section 164 (2) of the Act;
 - (f) With respect to the adequacy of the internal financial controls over financial reporting with reference to Standalone Financial Statements of the Company and the operating effectiveness of such controls, refer to our separate Report in "Annexure A". Our report expresses an unmodified opinion on the adequacy and operating effectiveness of the Company's internal financial controls over financial reporting;
- B. With respect to the other matters to be included in the Auditors' Report in accordance with Rule 11 of the Companies (Audit and Auditors) Rules, 2014, in our opinion and to the best of our information and according to the explanations given to us:
 - (a) The Company has disclosed the impact of pending litigations as of March 31, 2023, on its financial position in its Standalone Financial Statements. Refer Note – 38 (I) & (III) to the Standalone Financial Statements;
 - (b) The Company did not have any long-term contracts including derivative contracts for which there were any material foreseeable losses;
 - (c) There were no amounts, during the year, which were required to be transferred to the Investor Education and Protection Fund by the Company.
 - (d)
 - (i) The Management has represented that, to the best of its knowledge and belief, as disclosed in note 52 to the financial statements, no funds (which are material either individually or in the aggregate) have been advanced or loaned or invested (either from borrowed funds or share premium or any other sources or kind of funds) by the Company to or in any other person or entity, including foreign entity ("Intermediaries"), with the understanding, whether recorded in writing or otherwise, that the Intermediary shall, whether, directly or indirectly lend or invest in other persons or entities identified in any manner whatsoever by or on behalf of the Company ("Ultimate Beneficiaries") or provide any guarantee, security or the like on behalf of the Ultimate Beneficiaries;
 - (ii) The Management has represented, that, to the best of its knowledge and belief, as disclosed in note 52 to the financial statements, no funds (which are material either individually or in the aggregate) have been received by the Company from any person or entity, including foreign entity ("Funding Parties"), with the understanding, whether recorded in writing or otherwise, that the Company shall, whether, directly or indirectly, lend or invest in other persons or entities identified in any manner whatsoever by or on behalf of the Funding Party ("Ultimate Beneficiaries") or provide any guarantee, security or the like on behalf of the Ultimate Beneficiaries;
 - (iii) Based on the audit procedures that have been considered reasonable and appropriate in the circumstances, nothing has come to our notice that has caused us to believe that the representations under sub-clause (i) and (ii) of Rule 11(e), as provided under (i) and (ii) above, contain any material misstatement.

-
- (e) The interim dividend declared and paid by the Company during the year and until the date of this audit report is in accordance with section 123 of the Companies Act 2013.
- (f) As proviso to rule 3(1) of the Companies (Accounts) Rules, 2014 is applicable for the company only w.e.f. April 1, 2023, reporting under this clause is not applicable.
- C. With respect to the other matters to be included in the Auditor's Report in accordance with the requirements of Section 197(16) of the Act, as amended.

In our opinion and according to the information and explanation given to us, the remuneration paid during the current year by the Company to its directors is in accordance with the provisions

of Section 197 of the Act. The remuneration paid to any director is not in excess of the limit laid down under Section 197 of the Act. The Ministry of Corporate Affairs has not prescribed other details under Section 197(16) of the Act which is required to be commented upon by us.

2. As required by the Companies (Auditors' Report) Order, 2020 ("the Order") issued by the Central Government of India in terms of Section 143(11) of the Act, we give in "Annexure B" a statement on the matters specified in paragraphs 3 and 4 of the Order, to the extent applicable.

For Mittal Gupta & Co.
Chartered Accountants
Firm Registration No.001874C

Ajay Kumar Rastogi
Partner
Membership No. 071426

Place of signature: New Delhi
Date: May 07, 2023
UDIN: 23071426BGYVDC3028

For T R Chadha & Co LLP
Chartered Accountants
Firm Registration No.006711N/N500028

Neena Goel
Partner
Membership No. 057986

Place of signature: New Delhi
Date: May 07, 2023
UDIN: 23057986BGVLGW1573



Annexure A to the Independent Auditors' Report on the Standalone Financial Statements of Dhampur Sugar Mills Limited for the year ended March 31, 2023

(Referred to in paragraph 1 (A)(f) under the 'Report on Other Legal and Regulatory Requirements' section of our report of even date)

Report on the Internal Financial Controls with reference to aforesaid Standalone Financial Statements under Clause (i) of Sub-section 3 of Section 143 of the Companies Act, 2013 ("the Act")

Opinion

We have audited the internal financial controls over the financial reporting of Dhampur Sugar Mills Limited ("the Company") as of March 31, 2023, in conjunction with our audit of the Standalone Financial Statements of the Company for the year ended on that date.

In our opinion, the Company has, in all material respects, adequate internal financial controls over financial reporting and such internal financial controls were operating effectively as at March 31, 2023, based on the internal financial controls over financial reporting criteria established by the Company considering the essential components of internal control stated in the Guidance Note on Audit of Internal Financial Controls Over Financial Reporting issued by the Institute of Chartered Accountants of India (the "Guidance Note").

Management's Responsibility for Internal Financial Controls

The Company's management is responsible for establishing and maintaining internal financial controls based on the internal financial controls over financial reporting criteria established by the Company considering the essential components of internal control stated in the Guidance Note. These responsibilities include the design, implementation and maintenance of adequate internal financial controls that were operating effectively for ensuring the orderly and efficient conduct of its business, including adherence to the Company's policies, the safeguarding of its assets, the prevention and detection of frauds and errors, the accuracy and completeness of the accounting records, and the timely preparation of reliable financial information, as required under the Companies Act, 2013 (hereinafter referred to as "the Act").

Auditors' Responsibility

Our responsibility is to express an opinion on the Company's internal financial controls over financial reporting based on our audit. We conducted our audit in accordance with the Guidance Note and the Standards on Auditing, prescribed under Section 143(10) of the Act, to the extent applicable to an audit of internal financial controls with reference to Standalone Financial Statements. Those Standards and the Guidance Note require that we comply with ethical requirements and plan and perform the audit to obtain reasonable

assurance about whether adequate internal financial controls over financial reporting was established and maintained and whether such controls operated effectively in all material respects.

Our audit involves performing procedures to obtain audit evidence about the adequacy of the internal financial controls system over financial reporting and their operating effectiveness. Our audit of internal financial controls over financial reporting included obtaining an understanding of internal financial controls over financial reporting, assessing the risk that a material weakness exists, and testing and evaluating the design and operating effectiveness of the internal controls based on the assessed risk. The procedures selected depend on the auditors' judgement, including the assessment of the risk of misstatement of the Standalone Financial Statements, whether due to fraud or error.

We believe that the audit evidence we have obtained is sufficient and appropriate to provide a basis for our audit opinion on the Company's internal financial controls over financial reporting.

Meaning of Internal Financial Controls with reference to Standalone Financial Statements

A company's internal financial controls over financial reporting is a process designed to provide reasonable assurance regarding the reliability of financial reporting and the preparation of Standalone Financial Statements for external purposes in accordance with generally accepted accounting principles. A company's internal financial controls over financial reporting include those policies and procedures that (1) pertain to the maintenance of records that, in reasonable detail, accurately and fairly reflect the transactions and dispositions of the assets of the company; (2) provide reasonable assurance that transactions are recorded as necessary to permit preparation of Standalone Financial Statements in accordance with generally accepted accounting principles, and that receipts and expenditures of the company are being made only in accordance with authorizations of management and directors of the company; and (3) provide reasonable assurance regarding prevention or timely detection of unauthorized acquisition, use, or disposition of the company's assets that could have a material effect on the Standalone Financial Statements.

Inherent Limitations of Internal Financial Controls with reference to Standalone Financial Statements

Because of the inherent limitations of internal financial controls over financial reporting, including the possibility of collusion or improper management override of controls, material misstatements due to error

or fraud may occur and not be detected. Also, projections of any evaluation of the internal financial controls over financial reporting to future periods are subject to the risk that the internal financial controls over financial reporting may become inadequate because of changes in conditions, or that the degree of compliance with the policies or procedures may deteriorate.

For Mittal Gupta & Co.
Chartered Accountants
Firm Registration No.001874C

Ajay Kumar Rastogi
Partner
Membership No. 071426

Place of signature: New Delhi
Date: May 07, 2023
UDIN: 23071426BGYVDC3028

For T R Chadha & Co LLP
Chartered Accountants
Firm Registration No.006711N/N500028

Neena Goel
Partner
Membership No. 057986

Place of signature: New Delhi
Date: May 07, 2023
UDIN: 23057986BGVLGW1573



Annexure B to the Independent Auditors' Report on the Standalone Financial Statements of Dhampur Sugar Mills Limited for the year ended March 31, 2023

(Referred to in paragraph 2 under the 'Report on Other Legal and Regulatory Requirements' section of our report of even date)

To the best of our information and according to the explanations provided to us by the Company and the books of account and records examined by us in the normal course of the audit, we state that:

- i) **In respect of the Company's Property, Plant and Equipment and Intangible Assets:**
 - a. (A) The Company has maintained proper records showing full particulars, including quantitative details and situation of Property, Plant and Equipment and relevant details of right-of-use assets covered under Ind AS 116, 'Leases'.
 - (B) The Company has maintained proper records showing full particulars of intangible assets.
 - b. The Company has a program of verification of property, plant and equipment, so as to cover all the items once every 3 years which, in our opinion, is reasonable having regard to the size of the Company and the nature of its assets. Pursuant to the program, certain Properties, Plants and Equipment were physically verified by the Management during the year. According to the information and explanations given to us, no material discrepancies were noticed in such verification.
 - c. Based on the examination of the registered sale deed, and conveyance deed provided to us, we report that the title deeds of all the immovable properties of land and buildings disclosed in the financial statements included in property, plant and equipment, are held in the name of the Company as at the balance sheet date. Immovable properties of land and buildings whose title deeds have been pledged as security for loans are held in the name of the Company based on the confirmations directly received by us from the Bank.
 - d. The Company has not revalued any of its Property, Plant and Equipment and Intangible assets during the year.
 - e. According to the information and explanations given to us, no proceedings have been initiated during the year or are pending against the Company as of March 31, 2023, for holding any Benami property under the Benami Transactions (Prohibition) Act, 1988 (as amended) and rules made thereunder.
- ii) **In respect of the Company's Inventory:**
 - a. The inventories were physically verified during the year by the Management at reasonable intervals. In our opinion and according to the information and explanations given to us, the coverage and procedure of such verification by the Management is appropriate having regard to the size of the Company and the nature of its operations. No discrepancies of 10% or more in the aggregate for each class of inventories were noticed on such physical verification of inventories when compared with books of account.
 - b. According to the information and explanations given to us, the Company has been sanctioned working capital limits in excess of Rs. 5 crores, in the aggregate, from banks, on the basis of security of current assets. In our opinion and according to the information and explanations given to us, the quarterly statements comprising of Stock statements and book debt statements, filed by the Company with banks are in agreement with the unaudited books of account of the Company of the respective quarters and no material discrepancies have been observed. Refer to note 51 of the Standalone Financial Statement.
 - iii) The Company has not made any investments in, and provided guarantee or security or granted any loans or advances in the nature of loans, secured or unsecured, to companies, firms, Limited Liability Partnerships or any other parties, during the year.
 - iv) **Compliance with sections 185 and 186**
In our opinion and according to the information and explanations given to us and based on the audit

procedures performed, the Company has complied with the provisions of Sections 185 and 186 of the Companies Act, 2013 in respect of grant of loans, making investments and providing guarantees and securities, as applicable.

v) Public Deposits

In our opinion, the Company has complied with the provisions of Sections 73 to 76 or any other relevant provisions of the Companies Act, 2013 and the Companies (Acceptance of Deposits) Rules, 2014, as amended, with regard to the deposits accepted and amounts deemed to be deposits accepted. According to the information and explanations given to us, no order has been passed by the Company Law Board or the National Company Law Tribunal or the Reserve Bank of India or any Court or any other Tribunal against the Company in this regard.

vi) Cost Records

The maintenance of cost records has been specified by the Central Government under section 148(1) of the Companies Act, 2013. We have broadly reviewed the books of account maintained by the Company pursuant to the Companies (Cost Records and Audit) Rules, 2014, as amended, prescribed by the Central Government for maintenance of cost records under Section 148(1) of the Companies Act, 2013, and are of the opinion that prima facie, the prescribed cost records have been made and maintained by the Company. We have, however, not made a detailed examination of the cost records with a view to determine whether they are accurate or complete.

vii) Statutory Dues

In respect of statutory dues:

a. Undisputed statutory dues, including Goods and Service Tax, Provident Fund, Employees' State Insurance, Income-tax, Sales Tax, the Duty of Custom, the Duty of Excise, Value Added Tax, cess and other material statutory dues applicable to the Company have been generally deposited regularly by it with the appropriate authorities.

There were no undisputed amounts payable in respect of Goods and Service Tax, Provident Fund, Employees' State Insurance, Income-tax, Sales Tax, Service Tax, Duty of Custom, the Duty of Excise, Value Added Tax, cess and other material statutory dues in arrears as at March 31, 2023, for a period of more than six months from the date they became payable.

b. In terms of the information and explanations sought by us and given by the company and the books and records examined by us in the normal course of the audit and to the best of our knowledge and belief, we state that there are no

dues of income tax or sale tax or service tax or goods and service tax or duty of customs or duty of excise or value added tax or cess which have not been deposited on account of any dispute except as mentioned in Annexure-B1.

viii) Undisclosed Income

According to the information and explanations given to us and the records of the Company examined by us, there were no transactions relating to previously unrecorded income that were surrendered or disclosed as income in the tax assessments under the Income Tax Act, 1961 (43 of 1961) during the year.

ix) Borrowings

a. In our opinion, the Company has not defaulted in the repayment of loans or other borrowings or in the payment of interest thereon to any lender during the year.

b. According to the information and explanations given to us, the Company has not been declared a willful defaulter by any bank or financial institution or government or any government authority.

c. To the best of our knowledge and belief, in our opinion, term loans availed by the Company were, applied by the Company during the year for the purposes for which the loans were obtained.

d. On an overall examination of the financial statements of the Company, funds raised on a short-term basis have, prima facie, not been used during the year for long-term purposes by the Company.

e. On an overall examination of the financial statements, we report that the Company has not utilised the unutilized funds as at the beginning of the year from the funds raised through the issue of shares or borrowings in the previous year to meet the obligations of its subsidiaries, associates or joint ventures. The Company has neither taken any funds from any entity or person during the year.

f. The Company has not raised loans during the year on the pledge of securities held in its subsidiaries or joint ventures or associate companies.

x) Issue of securities

a. The Company did not raise any money by way of an initial public offer or further public offer (including debt instruments) during the year. Accordingly, clause 3 (ix) of the Order is not applicable to the Company.

- b. During the year the Company has not made any preferential allotment or private placement of shares or convertible debentures (fully or partly or optionally) and hence reporting under clause (x)(b) of the Order is not applicable to the Company.

xi) Fraud

- a. To the best of our knowledge and information and explanations given by the management, we report that no fraud by the Company and no material fraud on the Company has been noticed or reported during the year.
- b. To the best of our knowledge, no report under sub-section (12) of section 143 of the Companies Act has been filed in Form ADT-4 as prescribed under rule 13 of Companies (Audit and Auditors) Rules, 2014 with the Central Government, during the year and up to the date of this report.
- c. As represented to us by the Management, there were no whistle-blower complaints received by the Company during the year.

xii) Nidhi Company

The Company is not a Nidhi Company and hence reporting under clause (xii) of the Order is not applicable.

xiii) Related parties

In our opinion, the Company is in compliance with sections 177 and 188 of the Companies Act, where applicable, for all transactions with the related parties and the details of related party transactions have been disclosed in the financial statements etc. as required by the applicable accounting standards.

xiv) Internal Audit

- a. In our opinion, the Company has an adequate internal audit system commensurate with the size and the nature of its business.
- b. The internal audit reports, including draft reports, issued to the Company till the date of the audit report, for the period under audit have been considered by us.

xv) Non-cash transactions

In our opinion, during the year the Company has not entered into any non-cash transactions with its directors or persons connected with its directors and

hence provisions of section 192 of the Companies Act, 2013 are not applicable to the Company.

xvi) Section 45-IA of the Reserve Bank of India Act, 1934

- a. The Company is not required to be registered under section 45-IA of the Reserve Bank of India Act, 1934. Hence, reporting under clauses (xvi) (a), and (b) of the Order is not applicable.
- b. The Company is not a Core Investment Company (CIC) as defined in the regulations made by the Reserve Bank of India. Accordingly, reporting under clauses (xvi)(c) of the Order is not applicable.
- c. The Company does not have any CIC as part of the Company and accordingly reporting under clause (xvi)(d) of the Order is not applicable.

xvii) Cash loss

The Company has not incurred cash losses during the financial year covered by our audit and the immediately preceding financial year.

xviii) Resignation of statutory auditors

There has been no resignation of the statutory auditors of the Company during the year. Accordingly reporting under clause (xiii) of the Order is not applicable.

xix) Ability to pay liabilities

On the basis of the financial ratios, ageing and expected dates of realization of financial assets and payment of financial liabilities, other information accompanying the financial statements and our knowledge of the Board of Directors and Management plans and based on our examination of the evidence supporting the assumptions, nothing has come to our attention, which causes us to believe that any material uncertainty exists as on the date of the audit report indicating that the Company is not capable of meeting its liabilities existing at the date of the balance sheet as and when they fall due within a period of one year from the balance sheet date. We, however, state that this is not an assurance as to the future viability of the Company. We further state that our reporting is based on the facts up to the date of the audit report and we neither give any guarantee nor any assurance that all liabilities falling due within a period of one year from the balance sheet date, will get discharged by the Company as and when they fall due.

xx) CSR unspent amount

- a. The Company has fully spent the required amount towards Corporate Social Responsibility (CSR) and there are no unspent CSR amounts for the year requiring a transfer to a Fund specified in Schedule VII to the Companies Act or special account in compliance with the provision of sub-section (6) of section 135 of the said Act.

Accordingly, reporting under clause (xx) of the Order is not applicable for the year.

- b. In respect of ongoing projects, the Company has transferred the unspent amount to a Special Account within a period of 30 days from the end of the financial year in compliance with Sec.135(6) of the said Act.

For Mittal Gupta & Co.
Chartered Accountants
Firm Registration No.001874C

Ajay Kumar Rastogi
Partner
Membership No. 071426

Place of signature: New Delhi
Date: May 07, 2023
UDIN: 23071426BGYVDC3028

For T R Chadha & Co LLP
Chartered Accountants
Firm Registration No.006711N/N500028

Neena Goel
Partner
Membership No. 057986

Place of signature: New Delhi
Date: May 07, 2023
UDIN: 23057986BGVLGW1573



Annexure B1 to the Independent Auditors' Report:

(Referred to in paragraph vii (b) under 'Annexure B to the Independent Auditors Report section of our report of even date)

Sr#	Name of the Statute	Nature of Dues	Amount in ₹ crores	Period to which the amount relates	Forum where the dispute is pending
1	Central Excise Act, 1944	Excise Duty	2.89	2010-11	CESTAT, Allahabad Bench
2	Central Excise Act, 1944	Excise Duty	4.75	2010-11	CESTAT, Allahabad Bench
3	Central Excise Act, 1944	Excise Duty	3.09	2010-11	CESTAT, Allahabad Bench
4	Central Excise Act, 1944	Excise Duty	2.08	2014-15	CESTAT, Allahabad Bench
5	Central Excise Act, 1944	Excise Duty	5.37	2007-08	CESTAT, Allahabad Bench
Sub-total			18.18		
1	Service Tax Law	Excise Duty	0.69	2016-17	Commissioner Appeal
Sub-total			0.69		
Total Excise Duty & Service Tax Demands			18.87		
1	U.P. Trade Tax Act, 1948	Trade Tax	#	2014-15	Additional Commissioner (Appeals)
2	U.P. Trade Tax Act, 1948	Trade Tax	0.02	2014-15	Additional Commissioner (Appeals)
3	U.P. Trade Tax Act, 1948	Trade Tax	0.01	2007-08	Commercial Tax Tribunal
4	U.P. Trade Tax Act, 1948	Trade Tax	0.10	2007-08	Commercial Tax Tribunal
5	U.P. Trade Tax Act, 1948	Trade Tax	0.51	2008-09	Honourable High Court of Allahabad
6	U.P. Trade Tax Act, 1948	Trade Tax	0.70	2009-10	Honourable High Court of Allahabad
7	U.P. Trade Tax Act, 1948	Trade Tax	0.40	2010-11	Honourable High Court of Allahabad
Sub Total Trade Tax Demands			1.73		
1	U.P. Tax on Entry of Goods into Local Area Act, 2007	Entry Tax	0.07	2015-16	Additional Commissioner (Appeals)
2	U.P. Tax on Entry of Goods into Local Area Act, 2007	Entry Tax	0.10	2007-08	Commercial Tax Tribunal
Sub Total Entry tax demands			0.17		
Total Trade tax and Entry tax demands			1.90		

represents where value is less than Rs 50,000/-

BALANCE SHEET as at March 31, 2023

CIN No :- L15249UP1933PLC000511

(₹ in Crores)

Particulars	Note No.	As at March 31, 2023	As at March 31, 2022
ASSETS			
(1) Non - current assets			
(a) Property, plant and equipment	4	1,026.44	990.91
(b) Right-of use-asset	5 (i)	17.68	6.83
(c) Capital work - in - progress	6	103.34	28.74
(d) Other intangible assets	7	1.77	2.08
(e) Biological asset	8 (i)	-	-
(f) Financial assets			
(i) Investments	9	2.04	5.38
(ii) Others financial assets	11 (i)	1.89	1.98
(g) Other non - current assets	12 (i)	4.73	15.72
Sub total (Non current assets)		1,157.89	1,051.64
(2) Current assets			
(a) Inventories	13	666.74	817.50
(b) Biological asset	8 (ii)	1.51	1.37
(c) Financial assets			
(i) Trade receivables	14	194.75	199.64
(ii) Cash and cash equivalents	15	34.10	41.06
(iii) Bank Balances other than (ii) above	16	17.29	14.00
(iv) Loans	10	-	2.47
(v) Others financial assets	11 (ii)	0.58	0.85
(d) Other current assets	12 (ii)	40.86	36.13
(e) Current tax assets (net)	25	1.30	-
Sub total (Current assets)		957.13	1,113.02
Total assets		2,115.02	2,164.66
EQUITY AND LIABILITIES			
EQUITY			
(a) Equity share capital	17	66.38	66.38
(b) Other equity	18	972.47	822.10
Sub total (Equity)		1,038.85	888.48
LIABILITIES			
(1) Non - current liabilities			
(a) Financial liabilities			
(i) Borrowings	19 (i)	217.05	233.53
(ii) Lease Liabilities	5 (ii)	13.18	3.81
(b) Other non - current liabilities	23 (i)	0.48	1.60
(c) Provisions	21 (i)	15.55	15.32
(d) Deferred tax liabilities (net)	22	57.49	30.05
Sub total (non current liabilities)		303.75	284.31
(2) Current liabilities			
(a) Financial liabilities			
(i) Borrowings	19 (ii)	508.85	645.59
(ii) Trade payables			
(A) total outstanding dues of micro enterprises and small enterprises; and	24	4.67	2.74
(B) trade payable other than (A) above	24	176.46	228.69
(iii) Lease Liabilities	5 (ii)	4.80	2.64
(iv) Other financial liabilities	20	44.39	75.06
(b) Other current liabilities	23 (ii)	26.74	31.19
(c) Provisions	21 (ii)	6.51	5.22
(d) Current tax liabilities (net)	25	-	0.74
Sub total (current liabilities)		772.42	991.87
Total equity & liabilities		2,115.02	2,164.66

See accompanying significant accounting policies and notes to the Financial statements - 1 to 53.

This is the Balance Sheet referred to in our report of even date

For Mittal Gupta & Co.
Chartered Accountants
FRN 001874C

For T R Chadha & Co LLP
Chartered Accountants
FRN 006711N/N500028

For and on behalf of the Board of Directors

Ajay Kumar Rastogi
Partner
M No. 071426

Neena Goel
Partner
M No. 057986

Ashok Kumar Goel
Chairman
(DIN 00076553)

Gaurav Goel
Managing Director
(DIN 00076111)

Place: New Delhi
Date: May 07, 2023

Anant Pande
CEO & Whole Time Director
(DIN 08186854)

Susheel Kumar Mehrotra
Chief Financial Officer

Aparna Goel
Company Secretary



STATEMENT OF PROFIT AND LOSS for the year ended March 31, 2023

CIN No :- L15249UP1933PLC000511

(₹ in Crores)

Particulars	Note No.	For the year ended March 31, 2023	For the year ended March 31, 2022
I Revenue from operations	26	2,825.95	2,198.16
II Other income	27	14.80	10.55
III Total income (I + II)		2,840.75	2,208.71
IV Expenses			
Cost of materials consumed	28	1,691.48	1,600.55
Excise duty on sale of goods	29	414.26	258.93
Purchase of Stock-in-Trade	30	21.37	24.21
Changes in inventories of finished goods, stock - in - trade and work - in - progress	31	134.08	(239.65)
Employee benefits expenses	32	84.06	78.16
Finance costs	33	43.84	50.16
Depreciation and amortization expenses	34	52.08	50.29
Other expenses	35	184.48	181.56
Total expenses (IV)		2,625.65	2,004.21
V Profit / (loss) before exceptional items and tax from operations (III - IV)		215.10	204.50
VI Exceptional items		-	-
VII Profit / (loss) before tax from operations (V - VI)		215.10	204.50
VIII Tax expense			
(1) Current tax	36	37.11	34.50
(2) Deferred tax	36	27.69	23.05
Total Tax expense (VIII)		64.80	57.55
IX Profit / (loss) for the period (VII-VIII)		150.30	146.95
X Other comprehensive income from operation			
A (i) Items that will not be reclassified to profit or loss			
-- Remeasurement of post-employment benefits obligation		(0.76)	0.47
-- Change in Fair value of FVOCI equity investments		0.28	2.73
(ii) Income tax relating to items that will not be reclassified to profit or loss	22	0.24	(0.44)
B Items that will be reclassified to profit or loss			
(i) Net change in intrinsic value of derivatives designated as cash flow hedges		(0.03)	(1.12)
(ii) Income tax relating to items that will be reclassified to profit or loss	22	0.01	0.39
Total other comprehensive income from operation (X)		(0.26)	2.03
XI Total comprehensive income for the period (IX+X)		150.04	148.98
XII Earning per equity share (face value of ₹10 each) from operations	37		
Basic and Diluted (in ₹)		22.64	22.13

See accompanying significant accounting policies and notes to the Financial statements - 1 to 53.

This is Statement of Profit and Loss Statement referred to in our report of even date

For Mittal Gupta & Co.
Chartered Accountants
FRN 001874C

For T R Chadha & Co LLP
Chartered Accountants
FRN 006711N/N500028

For and on behalf of the Board of Directors

Ajay Kumar Rastogi
Partner
M No. 071426

Neena Goel
Partner
M No. 057986

Ashok Kumar Goel
Chairman
(DIN 00076553)

Gaurav Goel
Managing Director
(DIN 00076111)

Place: New Delhi
Date: May 07, 2023

Anant Pande
CEO & Whole Time Director
(DIN 08186854)

Susheel Kumar Mehrotra
Chief Financial Officer

Aparna Goel
Company Secretary

STATEMENT OF CHANGES IN EQUITY for the year ended March 31, 2023

CIN: L15249UP1933PLC000511

A. Equity share capital

	As at March 31, 2023		As at March 31, 2022	
	No. of Shares	Amount	No. of Shares	Amount
Balance at the beginning of the year	6,63,87,590	66.38	6,67,13,086	66.45
Changes in equity share capital during the year	-	-	(3,25,496)	(0.07)
Balance at the end of the reporting period	6,63,87,590	66.38	6,63,87,590	66.38

B. Other Equity

Particulars	Surplus			Others reserves			Total			
	Capital reserve	Security premium	Storage fund/ reserve for molasses	Capital redemption reserve	General reserve	Retained earnings		Remeasurement of post-employment benefits obligation	FVOCI equity investment reserve	FVOCI cash flow hedge reserve
Balance as at April 01, 2021	7.23	379.94	-	2.11	122.04	982.60	(4.11)	1.93	0.98	1,496.44
Profit for the year	-	-	-	-	-	146.95	-	-	-	146.95
Other comprehensive income	-	-	-	-	-	-	0.34	2.48	(0.73)	2.09
Add: Cancellation of forfeited shares pursuant to scheme of arrangement (refer note 42)	0.07	-	-	-	-	-	-	-	-	0.07
Less: Cancellation of investment pursuant to scheme of arrangement (refer note 42)	-	-	-	-	-	(0.01)	-	-	-	(0.01)
Less: Balance transferred pursuant to scheme of arrangement (refer note 42)	(7.30)	(379.94)	-	-	(122.04)	(267.95)	-	-	-	(780.95)
Molasses fund created during the year	-	-	0.34	-	-	-	-	-	-	0.34
Molasses transferred to retained earning	-	-	(0.56)	-	-	-	-	-	-	(0.56)
Transfer to retained earnings	-	-	-	-	-	-	-	-	(0.25)	(0.25)
Transfer/ Adjustments from Other Reserves	-	-	-	-	-	0.81	-	-	-	0.81
Interim dividend, inclusive of taxes	-	-	-	-	-	(39.83)	-	-	-	(39.83)
Demerger expenses pursuant to the scheme of arrangement	-	-	-	-	-	(3.00)	-	-	-	(3.00)
Balance as at March 31, 2022	0.00	-	1.89	-	-	819.57	(3.77)	4.41	(0.00)	822.10
Profit for the year	-	-	-	-	-	150.30	-	-	-	150.30
Other comprehensive income	-	-	-	-	-	-	(0.49)	0.25	(0.02)	(0.26)
Molasses fund created during the year	-	-	0.33	-	-	-	-	-	-	0.33
Molasses transferred to retained earning	-	-	-	-	-	-	-	-	-	-
Transfer to retained earnings	-	-	-	-	-	-	-	-	-	-
Transfer/ Adjustments from Other Reserves	-	-	(0.20)	-	0.20	3.13	-	(3.13)	-	-
Interim dividend, inclusive of taxes	-	-	-	-	-	-	-	-	-	-
Demerger expenses pursuant to the scheme of arrangement	-	-	-	-	-	-	-	-	-	-
Balance as at March 31, 2023	0.00	-	2.02	-	0.20	973.00	(4.26)	1.53	(0.02)	972.47

See accompanying significant accounting policies and notes to the Financial statements - 1 to 53.

This is Statement of Change in Equity referred to in our report of even date

For Mittal Gupta & Co.
Chartered Accountants
FRN 001874C

For T R Chadha & Co LLP
Chartered Accountants
FRN 006711N/N500028

For and on behalf of the Board of Directors

Ajay Kumar Raastogi
Partner
M No. 071426

Ashok Kumar Goel
Chairman
(DIN 00076553)

Gaurav Goel
Managing Director
(DIN 00076111)

Place: New Delhi
Date: May 07, 2023

Anant Pande
CEO & Whole Time Director
(DIN 08186854)

Susheel Kumar Mehrotra
Chief Financial Officer

Aparna Goel
Company Secretary

STATEMENT OF CASH FLOW for the year ended March 31, 2023

CIN No :- L15249UP1933PLC000511

		(₹ in Crores)	
	Particulars	For the year ended March 31, 2023	For the year ended March 31, 2022
A	Cash flow from operating activities		
	Profit before Tax	215.10	204.50
	Adjustments :		
	Depreciation and impairment of property, plant and equipment & Intangible asset	52.08	50.30
	(Gain) / Loss on disposal of property, plant and equipment	4.00	(1.18)
	Finance costs	43.84	50.16
	Storage fund for molasses	0.33	0.34
	Finance income	(2.37)	(1.54)
	Dividend income	(0.04)	(0.04)
	Provision for doubtful debts	-	0.33
	Fair value gain on re-measurement of biological assets through profit or loss	(1.51)	(1.45)
	Liabilities/ Provisions no longer required written back	(6.94)	(0.21)
	Bad-debts written off	0.04	3.25
	Exceptional items	-	-
	Provision for Gratuity	2.21	0.64
	Adjustment for Demerger Expenses	-	(3.00)
	Operating profit before working capital adjustments	306.74	302.10
	Working capital adjustments		
	(Increase) /Decrease in trade receivables	4.85	0.19
	(Increase) /Decrease in other financial assets	0.63	(0.99)
	(Increase) /Decrease in other assets	(1.89)	(8.04)
	(Increase) /Decrease in Government grants	(1.92)	39.06
	(Increase) /Decrease in inventories	150.76	(242.32)
	Increase / (Decrease) in trade and other financial liabilities	(40.21)	(77.25)
	Increase / (Decrease) in provisions and other liabilities	(0.08)	17.76
	Cash generated from operations	418.88	30.51
	Tax expenses	(39.15)	(34.19)
	Net cash generated from operating activities	379.73	(3.68)
B	Investing activities		
	Purchase of property, plant and equipment (Net)	(149.13)	(87.50)
	Loan (given)/received back to/from subsidiaries companies	2.30	-
	(Purchase)/Sale redemption of financial instruments	3.62	-
	Interest received	2.27	1.37
	Purchase/maturity of fixed deposits (Net)	(3.29)	(4.80)
	Dividend received	0.04	0.04
	Net cash flow from / (used in) investing activities	(144.19)	(90.89)

STATEMENT OF CASH FLOW for the year ended March 31, 2023

CIN No :- L15249UP1933PLC000511

		(₹ in Crores)	
Particulars	For the year ended March 31, 2023	For the year ended March 31, 2022	
C Financing activities			
Repayments of long term borrowings	(149.77)	(118.39)	
Payment of Lease Liabilities	(3.91)	(1.99)	
Interest paid on Lease Liabilities	(0.74)	(0.65)	
Receipt of long term borrowings	140.05	113.02	
Proceeds from short term borrowings (net)	(143.50)	134.17	
Dividend including dividend distribution tax	(39.84)	(0.14)	
Finance cost paid	(44.79)	(48.71)	
Net cash flow from / (used in) financing activities	(242.50)	77.31	
Net increase in cash and cash equivalents (A+B+C)	(6.96)	(17.26)	
Opening cash & cash equivalents	41.06	59.12	
Less: Transferred pursuant to scheme of arrangement (refer note 42)	-	(0.80)	
Closing cash and cash equivalents for the purpose of Cash Flow Statement	34.10	41.06	

Notes:

- The above cash flow statement has been prepared under the indirect method set out in Indian Accounting Standard (Ind AS) 7
- Figures in brackets indicate cash outflow from respective activities.
- Cash and cash equivalents as at the Balance Sheet date consists of :

		(₹ in Crores)	
Particulars	As at March 31, 2023	As at March 31, 2022	
Balances with banks :			
-On current account	33.56	40.33	
Cash on hand	0.54	0.73	
Total	34.10	41.06	

See accompanying significant accounting policies and notes to the Financial statements - 1 to 53.

This is Statement of Cash Flow referred to in our report of even date

For Mittal Gupta & Co.
Chartered Accountants
FRN 001874C

For T R Chadha & Co LLP
Chartered Accountants
FRN 006711N/N500028

For and on behalf of the Board of Directors

Ajay Kumar Rastogi
Partner
M No. 071426

Neena Goel
Partner
M No. 057986

Ashok Kumar Goel
Chairman
(DIN 00076553)

Gaurav Goel
Managing Director
(DIN 00076111)

Place: New Delhi
Date: May 07, 2023

Anant Pande
CEO & Whole Time Director
(DIN 08186854)

Susheel Kumar Mehrotra
Chief Financial Officer

Aparna Goel
Company Secretary



Notes forming part of the Standalone Financial Statements for the year ended March 31, 2023

1) Corporate Information:

Dhampur Sugar Mills Limited ("DSML" or "the Company") having CIN No. L15249UP1933PLC000511 is a public limited company domiciled in India was incorporated under the provisions of the Companies Act applicable in India and has its registered office at Dhampur, Uttar Pradesh, India.

Its shares are listed on two stock exchanges in India namely, National Stock Exchange of India and Bombay Stock Exchange of India.

The company is engaged mainly in the manufacturing and selling of sugar, chemicals/ethyl, ethanol, potable spirits, co-generation and sale of power.

2) Significant Accounting Policies:

The significant accounting policies applied by the Company in the preparation of its financial statements are listed below. Such accounting policies have been applied consistently to all the periods presented in these financial statements unless otherwise indicated.

i. Basis of preparation and presentation

a) Compliance with Ind AS

The financial statements comply in all material aspects with Indian Accounting Standards (Ind AS) notified under section 133 of the Companies Act, 2013 (the Act) read with Rule 3 of the Companies (Indian Accounting Standards) Rules, 2015 (as amended) and relevant amendment rules thereafter and accounting principles generally accepted in India.

Accounting policies have been consistently applied except where a newly issued Indian Accounting Standard is initially adopted or a revision to an existing Indian Accounting Standard requires a change in the accounting policy hitherto in use.

b) Basis of preparation

The financial statements have been prepared on the historical cost basis except for certain financial assets and liabilities that are measured at fair values at the end of each reporting period, assets for defined benefit plans and Biological assets that are measured at fair value, assets held for sale which is measured at lower of cost and fair value less cost to sell as explained further in notes to standalone financial statements.

c) Functional and presentation currency

The financial statements are presented in Indian rupees (₹) and all values are rounded to the nearest crores and two decimals thereof, except if otherwise stated.

ii. Current versus non-current classification

The company presents assets and liabilities in the balance sheet based on current/ non-current classification.

An asset is treated as current when it satisfies any of the following criteria:

- Expected to be realised or intended to be sold or consumed in the normal operating cycle
- Held primarily for the purpose of trading
- Expected to be realised within twelve months after the reporting date, or
- Cash or cash equivalent unless restricted from being exchanged or used to settle a liability for at least twelve months after the reporting date.

Current assets include the current portion of non-current financial assets. All other assets are classified as non-current.

A liability is treated as current when it satisfies any of the following criteria:

- Expected to be settled in the company's normal operating cycle;
- Held primarily for the purpose of trading;
- Due to be settled within twelve months after the reporting date; or

Notes forming part of the Standalone Financial Statements for the year ended March 31, 2023

- The Company does not have an unconditional right to defer settlement of the liability for at least twelve months after the reporting date.
- Terms of a liability that could, at the option of the counterparty, result in its settlement by the issue of equity instruments do not affect its classification.

Current liabilities include the current portion of non-current financial liabilities. All other liabilities are classified as non-current.

The Company has ascertained its operating cycle as 12 months for the purpose of current and non-current classification of assets and liabilities.

iii. Property, plant and equipment & capital work-in-progress

Property, plant and equipment are tangible items that are held for use in the production or supply for goods and services, rental to others or for administrative purposes and are expected to be used during more than one period.

The cost of an item of property, plant and equipment is being recognised as an asset if and only if it is probable that future economic benefits associated with the item will flow to the Company and the cost of the item can be measured reliably. Subsequent costs are included in the asset's carrying amount only when it is probable that future economic benefits associated with the item will flow to the entity and the cost of the item can be measured reliably.

Freehold lands are stated at cost. All other items of property, plant and equipment are stated at cost, net of recoverable taxes less accumulated depreciation, and impairment loss, if any.

The cost of an asset includes the purchase cost of material, including import duties and non-refundable taxes, and any directly attributable costs of bringing an asset to the location and condition of its intended use. For this purpose, cost includes carrying value as Deemed cost on the date of transition. Interest on borrowings used to finance the construction of qualifying assets are capitalised as part of the cost of the asset until such time that the asset is ready for its intended use.

Items of spare parts, stand-by equipment and servicing equipment which meet the definition of property, plant and equipment are capitalized. Other spare parts are carried as inventory and recognized in the statement of profit and loss on consumption. When parts of an item of PPE have different useful lives, they are accounted for as separate component.

The carrying amount of the replaced part is derecognised. All other repair and maintenance costs are recognised in the Statement of Profit and Loss as incurred.

The present value of the expected cost for the decommissioning of an asset after its use, if any, is included in the cost of the respective asset if the recognition criteria for a provision are met.

The cost and related accumulated depreciation are eliminated from the financial statement upon sale or retirement of the asset and resultant gain or loss are recognized in the Statement of Profit and Loss.

Assets identified and technically evaluated as obsolete are retired from active use and held for disposal and are stated at the lower of its carrying amount and fair value less cost to sell.

Capital work-in-progress, representing expenditure incurred in respect of assets under development and not ready for their intended use, is carried at cost. Cost includes related acquisition expenses, construction costs, related borrowing costs and other direct expenditures.

iv. Intangible assets

Intangible assets acquired separately are measured on initial recognition at cost. Following initial recognition, intangible assets are carried at cost less accumulated amortisation and accumulated impairment losses. For this purpose, cost includes carrying value as Deemed cost on the date of transition.

Internally generated intangible assets, excluding capitalized development costs, are not capitalized and expenditure is reflected in the statement of profit and loss in the year in which the expenditure is incurred.



Notes forming part of the Standalone Financial Statements for the year ended March 31, 2023

An intangible asset is derecognised on disposal, or when no future economic benefits are expected from use or disposal. Gains or losses arising from derecognition of an intangible asset, measured as the difference between the net disposal proceeds and the carrying amount of the asset, is recognised in the statement of profit and loss..

v. Depreciation and amortization

The classification of plant and machinery into continuous and non-continuous process is done as per their use and depreciation thereon is provided accordingly. Depreciation commences when the assets are available for their intended use. Depreciation is calculated using the straight-line method to allocate their cost, net of their residual values, over their estimated useful lives.

The management has estimated the useful lives and residual values of all property, plant and equipment and adopted useful lives as stated in Schedule II of the Companies Act, 2013.

The Company has used the following useful lives to provide depreciation on its tangible assets:

Assets	Useful Lives
Building	03-60 years
Plant & equipment	15-40 years
Furniture & fixtures	10 years
Railway sidings	15 years
Weighbridge	15 years
Computers	03 years
Office equipment	05 years
Electrical appliances	15 years
Vehicles	08 years
Farm asset and equipment	15 years

Intangible assets are amortized on a straight-line basis over the estimated useful economic life of the assets. The Company uses a rebuttable presumption that the useful life of intangible assets is ten years from the date when the assets is available for use.

The estimated useful lives, residual values and depreciation method are reviewed at the end of each financial year and are given effect to wherever appropriate.

vi. Foreign currency translations

Transactions and balances

Transactions in foreign currencies are initially recorded at the functional currency spot rate prevailing at the date the transaction first qualifies for recognition.

Monetary assets and liabilities related to foreign currency transactions remaining outstanding at the balance sheet date are translated at the functional currency spot rate of exchange prevailing at the balance sheet date. Any income or expense arising on account of foreign exchange difference either on settlement or on translation is recognised in the Statement of Profit and Loss.

Non-monetary items which are carried at historical cost denominated in a foreign currency are translated using the exchange rate at the date of the initial transaction.

vii. Inventories

Raw materials, process chemicals, stores and packing materials are measured at weighted average cost.

Work in progress, traded and finished goods (other than by-products and scraps) are measured at lower of cost or net realizable value.

By-products and scrap are carried at estimated Net Realizable Value.

The cost of finished goods and work in progress comprises raw material cost (net of realizable value of By-products), and variable and fixed production overhead, which are allocated to work in progress and finished

Notes forming part of the Standalone Financial Statements for the year ended March 31, 2023

goods on a full absorption cost basis. The cost of inventory also includes all other costs incurred in bringing the inventories to their respective present location and condition. Borrowing costs are not included in the value of inventories.

Net realizable value (NRV) is the estimated selling price in the ordinary course of business less estimated costs of completion and the estimated costs necessary to make the sale.

viii. Biological assets

Biological assets comprise standing crops and livestock. Biological assets are measured at fair value less cost to sell. Changes in the fair value of biological assets are recognised in the statement of profit and loss account. The biological process starts with the preparation of land for planting, and seedlings and ends with the harvesting of crops. For Standing crop, where little biological transformation has taken place since the initial cost was incurred (for example seedlings planted immediately before the balance sheet date), such biological assets are measured at cost i.e. the total expenses incurred on such plantation up to the balance sheet date. When harvested, the crop is transferred to inventory at fair value less costs to sell.

ix. Revenue recognition

The Company derives revenue primarily from the sale of sugar, power, ethanol, potable spirits, chemicals and other by-products produced from the processing of sugar cane.

Revenue is recognized upon transfer of control of promised products or services to customers in an amount that reflects the consideration, the company expect to receive in exchange for those products or services. Revenue is inclusive of excise duty and excludes estimated discounts, pricing incentives, rebates, and other similar allowances to the customers and excludes goods and service tax and other taxes and amounts collected on behalf of third parties or government, if any.

Sale of goods

Revenue from the sale of goods is recognised when the goods are delivered and titles have passed, at which time all the following conditions are satisfied:

- the Company has transferred to the buyer the significant risks and rewards of ownership of the goods;
- the Company retains neither continuing managerial involvement to the degree usually associated with ownership nor effective control over the goods sold;
- the amount of revenue can be measured reliably;
- it is probable that the economic benefits associated with the transaction will flow to the Company; and
- the costs incurred or to be incurred in respect of the transaction can be measured reliably.

Contract Revenue

Contract revenue is recognised only to the extent of cost incurred till such time the outcome of the job cannot be ascertained reliably subject to condition that it is probable that such cost will be recoverable. When the outcome of the contract is ascertained reliably, contract revenue is recognised at cost of work performed on the contract plus proportionate margin, using the percentage of completion method. Percentage of completion is the proportion of cost of work performed to-date, to the total estimated contract costs.

The estimated outcome of a contract is considered reliable when all the following conditions are satisfied:

- i. the amount of revenue can be measured reliably;
- ii. it is probable that the economic benefits associated with the contract will flow to the Company;
- iii. the stage of completion of the contract at the end of the reporting period can be measured reliably; and
- iv. the costs incurred or to be incurred in respect of the contract can be measured reliably.

Expected loss, if any, on a contract is recognised as expense in the period in which it is foreseen, irrespective of the stage of completion of the contract.



Notes forming part of the Standalone Financial Statements for the year ended March 31, 2023

Dividend income

Dividend income is recognised when the Company's right to receive the dividend is established, it is probable that the economic benefits associated with the dividend will flow to the entity and the amount of the dividend can be measured reliably i.e. in case of interim dividend, on the date of declaration by the Board of Directors; whereas in case of final dividend, on the date of approval by the shareholders.

Interest income

Interest income from a financial asset is recognised when it is probable that the economic benefits will flow to the company and the amount of income can be measured reliably. Interest income is accrued on a time basis, by reference to the principal outstanding and at the effective interest rate applicable, which is the rate that exactly discounts estimated future cash receipts through the expected life of the financial asset to that asset's net carrying amount on initial recognition.

Insurance claims

Insurance claims are accounted for on the basis of claims admitted/expected to be admitted and to the extent that the amount recoverable can be measured reliably and it is reasonable to expect ultimate collection.

Export incentives

Export incentives are accounted for in the year of exports based on eligibility and when there is no significant uncertainty in receiving the same.

Other incomes

All other incomes are accounted for on an accrual basis.

x. Expenses

All expenses are accounted for on an accrual basis.

xi. Long-term borrowings

Long-term borrowings are initially recognised at a net of material transaction costs incurred and measured at amortised cost. Any difference between the proceeds (net of transaction costs) and the redemption amount is recognised in the Statement of Profit and Loss over the period of the borrowings using the effective interest method.

Preference shares, which are mandatorily redeemable on a specific date are classified as liabilities. The dividend on cumulative preference shares is recognised in the Statement of Profit and Loss as finance costs.

xii. Borrowing costs

Borrowing costs directly attributable to the acquisition, construction or production of a qualifying asset are capitalised during the period that is required to complete and prepare the asset for its intended use or sale. Qualifying assets are assets that necessarily take a substantial time to get ready for their intended use or sale. Borrowing costs consist of interest and other costs that the Company incurs in connection with the borrowing of funds. Borrowing costs also include exchange differences to the extent regarded as an adjustment to the borrowing costs. Other borrowing costs are expensed in the period in which they are incurred. Transaction costs incurred for long term borrowing until are not material are expensed in the period in which they are incurred.

xiii. Leases

A contract is, or contains, a lease if the contract conveys the right to control the use of an identified asset for a period of time in exchange for consideration. The determination of whether an arrangement is (or contains) a lease is based on the substance of the arrangement at the inception of the lease. The arrangement is, or contains, a lease if fulfilment of the arrangement is dependent on the use of a specific asset and the arrangement conveys a right to use the asset even if that right is not explicitly specified in an arrangement.

Notes forming part of the Standalone Financial Statements for the year ended March 31, 2023

The company as a lessee

The Company accounts for each lease component within the contract as a lease separately from non-lease components of the contract and allocates the consideration in the contract to each lease component based on the relative stand-alone price of the lease component and the aggregate stand-alone price of the non-lease components.

The Company recognises right-of-use asset representing its right to use the underlying asset for the lease term at the lease commencement date. The cost of the right-of-use asset measured at inception shall comprise of the amount of the initial measurement of the lease liability adjusted for any lease payments made at or before the commencement date less any lease incentives received, plus any initial direct costs incurred and an estimate of costs to be incurred by the lessee in dismantling and removing the underlying asset or restoring the underlying asset or site on which it is located. The right-of-use assets is subsequently measured at cost less any accumulated depreciation, accumulated impairment losses, if any and adjusted for any remeasurement of the lease liability. The right-of-use assets is depreciated using the straight-line method from the commencement date over the shorter of lease term or useful life of right-of-use asset. The estimated useful lives of right-of-use assets are determined on the same basis as those of property, plant and equipment. Right-of-use assets are tested for impairment whenever there is any indication that their carrying amounts may not be recoverable. Impairment loss, if any, is recognised in the statement of profit and loss.

The Company measures the lease liability at the present value of the lease payments that are not paid at the commencement date of the lease. The lease payments are discounted using the interest rate implicit in the lease, if that rate can be readily determined. If that rate cannot be readily determined, the Company uses incremental borrowing rate. For leases with reasonably similar characteristics, the Company, on a lease by lease basis, may adopt either the incremental borrowing rate specific to the lease or the incremental borrowing rate for the portfolio as a whole. The lease payments shall include fixed payments, variable lease payments, residual value guarantees, exercise price of a purchase option where the Company is reasonably certain to exercise that option and payments of penalties for terminating the lease, if the lease term reflects the lessee exercising an option to terminate the lease.

The lease liability is subsequently remeasured by increasing the carrying amount to reflect interest on the lease liability, reducing the carrying amount to reflect the lease payments made and remeasuring the carrying amount to reflect any reassessment or lease modifications or to reflect revised in-substance fixed lease payments. The company recognises the amount of the re-measurement of lease liability due to modification as an adjustment to the right-of-use asset and statement of profit and loss depending upon the nature of modification. Where the carrying amount of the right-of-use asset is reduced to zero and there is a further reduction in the measurement of the lease liability, the Company recognises any remaining amount of the re-measurement in statement of profit and loss.

The Company has elected not to apply the requirements of Ind AS 116 Leases to short-term leases of all assets that have a lease term of 12 months or less and leases for which the underlying asset is of low value. The lease payments associated with these leases are recognized as an expense on a straight-line basis over the lease term.

The company as a lessor

At the inception of the lease, the Company classifies each of its leases as either an operating lease or a finance lease. The Company recognises lease payments received under operating leases as income on a straight-line basis over the lease term. In the case of a finance lease, finance income is recognised over the lease term based on a pattern reflecting a constant periodic rate of return on the lessor's net investment in the lease. When the Company is an intermediate lessor it accounts for its interests in the head lease and the sub-lease separately. It assesses the lease classification of a sublease with reference to the right-of-use asset arising from the head lease, not with reference to the underlying asset. If a head lease is a short-term lease to which the Company applies the exemption described above, then it classifies the sub-lease as an operating lease.

If an arrangement contains lease and non-lease components, the Company applies Ind AS 115 Revenue from contracts with customers to allocate the consideration in the contract.



Notes forming part of the Standalone Financial Statements for the year ended March 31, 2023

xiv. Provision for current and deferred tax

(i) Current income tax :

Current income tax assets and liabilities are measured at the amount expected to be recovered from or paid to the taxation authorities. The tax rates and tax laws used to compute the amount are those that are enacted or substantively enacted, at the reporting date.

Current tax expense is recognized in profit or loss except to the extent that it relates to items recognized directly in other comprehensive income or equity, in which case it is recognized in OCI or equity.

Management periodically evaluates positions taken in the tax returns with respect to situations in which applicable tax regulations are subject to interpretation and established provisions, where appropriate, on the basis of amounts expected to be paid to the tax authorities.

The Company Offsets current tax assets and current tax liabilities, where it has a legally enforceable right to set off the recognised amounts and where it intends either to settle on a net basis or to realise the assets and settle the liabilities simultaneously.

The Company will update the amount in the financial statement if facts and circumstances change as a result of examination or action by tax authorities.

(ii) Deferred tax:

Deferred tax is recognized using the balance sheet method, providing for temporary differences between the carrying amounts of assets and liabilities for financial reporting purposes and the amounts used for taxation purposes. Deferred income tax is determined using tax rates (and laws) that have been enacted or substantially enacted by the end of the reporting period and are expected to apply when the related deferred income tax assets is realised or the deferred income tax liability is settled.

Deferred tax is recognized in the Statement of profit and loss except to the extent that it relates to items recognized directly in OCI or equity, in which case it is recognized in OCI or equity.

Deferred tax liabilities are generally recognised for all taxable temporary differences. A deferred tax asset is recognized to the extent that it is probable that future taxable profits will be available against which the temporary difference can be utilized. Deferred tax assets are reviewed at each reporting date and are reduced to the extent that it is no longer probable that the related tax benefit will be realized.

Minimum Alternate Tax (MAT) credits is recognised as deferred tax assets in the Balance Sheet only when the asset can be measured reliably and to the extent there is convincing evidence that sufficient taxable profit will be available against which the MAT credits can be utilised by the company in future.

xv. Impairment of non-financial assets

Goodwill and Intangible assets that have an indefinite useful life are not subject to amortisation but are tested annually for impairment.

Other intangible assets and property, plant and equipment are evaluated for recoverability whenever events or changes in circumstances indicate that their carrying amounts may not be recoverable. For the purpose of impairment testing, the recoverable amount (i.e. the higher of the fair value less cost to sell and the value-in-use) is determined on an individual asset basis unless the asset does not generate cash flows that are largely independent of those from other assets. In such cases, the recoverable amount is determined for the Cash Generating Unit (CGU) to which the asset belongs.

The Carrying amount of assets is reviewed at each balance sheet date, if there is any indication of impairment based on internal/external factor. An asset is impaired when the carrying amount of the assets exceeds the recoverable amount. Impairment is charged to the profit and loss account in the year in which an asset is identified as impaired.

Notes forming part of the Standalone Financial Statements for the year ended March 31, 2023

An impairment loss is reversed in the statement of profit and loss if there has been a change in the estimates used to determine the recoverable amount. The carrying amount of the asset is increased to its revised recoverable amount, provided that this amount does not exceed the carrying amount that would have been determined (net of any accumulated amortization or depreciation) had no impairment loss been recognized for the asset in prior years.

xvi. Government grants

Government grants are recognised at fair value where there is reasonable assurance that the grant will be received and all attached conditions will be complied with. When the grant relates to an expense item, it is recognised as income on a systematic basis over the periods that the related costs, for which it is intended to compensate, are expensed.

Government grants related to assets, including non-monetary grants recorded at fair value, are treated as deferred income and are recognized and credited in the Statement of Profit and Loss on a systematic and rational basis over the estimated useful life of the related asset.

When loans or similar assistance are provided by governments or related institutions, with an interest rate below the current applicable market rate, the effect of this favourable interest is regarded as a government grant. The loan or assistance is initially recognised and measured at fair value and the government grant is measured as the difference between the initial carrying value of the loan and the proceeds received. The loan is subsequently measured as per the accounting policy applicable to financial liabilities.

xvii. Provisions, contingent liabilities and assets

Provisions are recognized when the Company has a present obligation (legal or constructive) as a result of a past event, it is probable that an outflow of resources embodying economic benefits will be required to settle the obligation and a reliable estimate can be made of the amount of the obligation. The expense relating to a provision is presented in the statement of profit or loss net of any reimbursement. Provisions are not recognised for future operating losses.

If the effect of the time value of money is material, provisions are discounted using a current pre-tax rate that reflects, when appropriate, the risks specific to the liability. When discounting is used, the increase in the provision due to the passage of time is recognized as a finance cost.

Contingent liabilities are possible obligations that arise from past events and whose existence will only be confirmed by the occurrence or non-occurrence of one or more future events not wholly within the control of the Company. Where it is not probable that an outflow of economic benefits will be required, or the amount cannot be estimated reliably, the obligation is disclosed as a contingent liability, unless the probability of an outflow of economic benefits is remote.

A contingent asset is not recognised but disclosed when a probable asset that arises from past events and whose existence will be confirmed only by the occurrence or non-occurrence of one or more uncertain future events not wholly within the control of the entity.

Provisions, contingent liabilities and contingent assets are reviewed at each balance sheet date.

xviii. Cash and cash equivalents

Cash and cash equivalents include cash on hand, cheques on hand, balance with banks on current accounts and short-term, highly liquid investments with an original maturity of three months or less and which are subject to an insignificant risk of changes in value.

xix. Dividend payable

Dividends and interim dividends payable to a Company's shareholders are recognized as changes in equity in the period in which they are approved by the shareholder's meeting and the Board of Directors respectively.

xx. Non-current assets (or disposal group) held for sale and discontinued operations:

Non-current assets and disposal groups classified as held for sale are measured at the lower of their carrying value and fair value less costs to sell.



Notes forming part of the Standalone Financial Statements for the year ended March 31, 2023

Assets and disposal groups are classified as held for sale if their carrying value will be recovered through a sale transaction rather than through continuing use. This condition is only met when the sale is highly probable and the asset, or disposal group, is available for immediate sale in its present condition and is marketed for sale at a price that is reasonable in relation to its current fair value.

Where a disposal group represents a separate major line of business or geographical area of operations, or is part of a single coordinated plan to dispose of a separate major line of business or geographical area of operations, then it is treated as a discontinued operation. The post-tax profit or loss of the discontinued operation together with the gain or loss recognised on its disposal are disclosed as a single amount in the statement of profit and loss, with all prior periods being presented on this basis.

xxi. Equity Issue Expenses

Expenses incurred on the issue of equity shares are charged in the securities premium account in the year in which it is incurred.

xxii. Financial instruments

A financial instrument is any contract that gives rise to a financial asset of one entity and a financial liability or equity instrument of another entity.

A. Financial assets

Initial recognition and measurement

All financial assets, except trade receivables, are initially recognized at fair value. Trade receivables are initially measured at transaction price. Transaction costs that are directly attributable to the acquisition or issue of financial assets, which are not at fair value through profit or loss, are adjusted to the fair value of the financial assets, as appropriate, on initial recognition.

Subsequent measurement

For purposes of subsequent measurement, financial assets are classified in the following categories:

a) Financial assets carried at amortised cost

A financial asset is measured at amortised cost if it is held within a business model whose objective is to hold the asset in order to collect contractual cash flows and the contractual terms of the financial assets give rise to cash flows on specified dates that are solely payments of principal and interest on the principal amount outstanding. Amortised cost is determined using the Effective Interest Rate (EIR) method. Discount or premium on acquisition and fees or costs forms an integral part of the EIR.

b) Financial assets at fair value through other comprehensive income (FVTOCI)

A financial asset is measured at FVTOCI if it is held within a business model whose objective is achieved by both collecting contractual cash flows and selling financial assets and the contractual terms of the financial asset give rise on specified dates to cash flows that are solely payments of principal and interest on the principal amount outstanding. Interest income for these financial assets is included in other income using the effective interest rate method.

c) Financial assets at fair value through profit or loss (FVTPL)

FVTPL is a residual category for financial instruments. Any financial instrument, which does not meet the criteria for categorization as at amortized cost or as FVTOCI, is classified as at FVTPL. In addition, the Company may elect to classify a financial instrument, which otherwise meets amortized cost or FVTOCI criteria, as at FVTPL. However, such election is allowed only if doing so reduces or eliminates a measurement or recognition inconsistency (referred to as 'accounting mismatch'). Financial instruments included within the FVTPL category are measured at fair value with all changes recognized in the profit and loss.

d) Equity investments

All equity investments, except investments in subsidiaries are measured at fair value. Equity instruments which are held for trading are classified as at FVTPL. For all other equity instruments, the Company decides to classify the same either as at FVTOCI or FVTPL. The Company makes such

Notes forming part of the Standalone Financial Statements for the year ended March 31, 2023

election on an instrument-by-instrument basis. The classification is made on initial recognition and is irrevocable. If the Company decides to classify an equity instrument as at FVTOCI, then all fair value changes on the instrument, excluding dividends, are recognized in the OCI. There is no recycling of the amounts from OCI to P&L, even on sale of investment. However, the Company may transfer the cumulative gain or loss within equity. Equity instruments included within the FVTPL category are measured at fair value with all changes recognized in the profit and loss. Equity investments in subsidiaries are carried at cost except for the equity investments in subsidiaries as at the transition date which are carried at deemed cost being fair value as at the date of transition.

Impairment of financial assets:

The company assesses on a forward-looking basis the expected credit losses associated with the assets carried at amortised cost and FVOCI debt instruments. The impairment methodology applied depends on whether there has been a significant increase in credit risk since initial recognition. If credit risk has not increased significantly, a 12-month ECL is used to provide for impairment loss. However, if credit risk has increased significantly, lifetime ECL is used. If, in a subsequent period, the credit quality of the instrument improves such that there is no longer a significant increase in credit risk since initial recognition, then the entity reverts to recognising impairment loss allowance based on a 12-month ECL.

For trade receivables, the company applies the simplified approach permitted by Ind AS 109 "Financial Instruments" which requires expected lifetime losses to be recognised from initial recognition of receivables. The Company uses historical default rates to determine impairment loss on the portfolio of trade receivables. At every reporting date, these historical default rates are reviewed and changes in the forward-looking estimates are analysed

Derecognition of financial assets:

The Company derecognizes a financial asset when, and only when the contractual rights to the cash flows from the financial asset expire or it transfers the financial asset and substantially all risks and rewards of ownership of the asset to another entity.

If the Company neither transfers nor retains substantially all the risks and rewards of ownership and continues to control the transferred asset, the Company recognises its retained interest in the assets and an associated liability for amounts it may have to pay.

B. Financial liabilities

Initial recognition and measurement

Financial liabilities are initially measured at fair value. Transaction costs that are directly attributable to the acquisition or issue of financial liabilities (other than financial liabilities at fair value through profit or loss) are added to or deducted from the fair value of the financial liabilities, as appropriate, on initial recognition.

Subsequent measurement

Financial liabilities are carried at amortized cost using the effective interest method or at FVTPL. After initial recognition, interest-bearing loans and borrowings are subsequently measured at amortised cost using the EIR method. Gains and losses are recognised in profit or loss when the liabilities are derecognised as well as through the EIR amortisation process. Amortised cost is calculated by considering any discount or premium on acquisition and fees or costs that are an integral part of the EIR. The EIR amortisation is included as finance costs in the statement of profit and loss. For trade and other payables maturing within one year from the balance sheet date, the carrying amounts approximate fair value due to the short maturity of these instruments.

Derecognition of financial liabilities:

A financial liability (or a part of a financial liability) is derecognized from the Company's Balance Sheet when, and only when the obligation specified in the contract is discharged or cancelled or expires.

Notes forming part of the Standalone Financial Statements for the year ended March 31, 2023

C. Offsetting of financial instruments

Financial assets and financial liabilities including derivative instruments are offset and the net amount is reported in the balance sheet if there is a currently enforceable legal right to offset the recognised amounts and there is an intention to settle on a net basis, to realise the assets and settle the liabilities simultaneously.

xxiii. Derivative Financial Instruments and Hedge Accounting

The Company uses various derivative financial instruments to mitigate the risk of changes in interest rates, exchange rates and commodity prices. Such derivative financial instruments are initially recognised at fair value on the date on which a derivative contract is entered into and are also subsequently measured at fair value. Derivatives are carried as Financial Assets when the fair value is positive and as Financial Liabilities when the fair value is negative.

Any gains or losses arising from changes in the fair value of derivatives are taken directly to Statement of Profit and Loss, except for the effective portion of cash flow hedge which is recognised in Other Comprehensive Income and later to Statement of Profit and Loss when the hedged item affects profit or loss or is treated as basis adjustment if a hedged forecast transaction subsequently results in the recognition of a Non-Financial Assets or Non-Financial liability.

Hedges that meet the criteria for hedge accounting are accounted for as follows:

A. Cash Flow Hedge:

The Company designates derivative contracts or non-derivative Financial Assets / Liabilities as hedging instruments to mitigate the risk of movement in interest rates and foreign exchange rates for foreign exchange exposure on highly probable future cash flows attributable to a recognised asset or liability or forecast cash transactions. When a derivative is designated as a cash flow hedging instrument, the effective portion of changes in the fair value of the derivative is recognized in the cash flow hedging reserve being part of Other Comprehensive Income. Any ineffective portion of changes in the fair value of the derivative is recognized immediately in the Statement of Profit and Loss. If the hedging relationship no longer meets the criteria for hedge accounting, then hedge accounting is discontinued prospectively. If the hedging instrument expires or is sold, terminated or exercised, the cumulative gain or loss on the hedging instrument recognized in cash flow hedging reserve till the period the hedge was effective remains in cash flow hedging reserve until the underlying transaction occurs. The cumulative gain or loss previously recognized in the cash flow hedging reserve is transferred to the Statement of Profit and Loss upon the occurrence of the underlying transaction. If the forecasted transaction is no longer expected to occur, then the amount accumulated in cash flow hedging reserve is reclassified in the Statement of Profit and Loss.

B. Fair Value Hedge:

The Company designates derivative contracts or non-derivative Financial Assets / Liabilities as hedging instruments to mitigate the risk of change in fair value of hedged item due to movement in interest rates, foreign exchange rates and commodity prices. Changes in the fair value of hedging instruments and hedged items that are designated and qualify as fair value hedges are recorded in the Statement of Profit and Loss. If the hedging relationship no longer meets the criteria for hedge accounting, the adjustment to the carrying amount of a hedged item for which the effective interest method is used for amortising to Statement of Profit and Loss over the period of maturity.

xxiv. Fair value measurement

The Company measures financial instruments at fair value at each balance sheet date.

Fair value is the price that would be received to sell an asset or paid to transfer a liability in an orderly transaction between market participants at the measurement date. The fair value measurement is based on the presumption that the transaction to sell the asset or transfer the liability takes place either:

- In the principal market for the asset or liability or
- In the absence of a principal market, in the most advantageous market for the asset or liability

Notes forming part of the Standalone Financial Statements for the year ended March 31, 2023

A fair value measurement of a non-financial asset takes into account a market participant's ability to generate economic benefits by using the asset in its highest and best use or by selling it to another market participant that would use the asset in its highest and best use.

The Entity uses valuation techniques that are appropriate in the circumstances and for which sufficient data are available to measure fair value, maximizing the use of relevant observable inputs and minimizing the use of unobservable inputs.

All assets and liabilities for which fair value is measured or disclosed in the financial statements are categorized within the fair value hierarchy, described as follows, based on the lowest level input that is significant to the fair value measurement as a whole:

Level 1: Quoted (unadjusted) market prices in active markets for identical assets or liabilities

Level 2: Valuation techniques for which the lowest level input that is significant to the fair value measurement is directly or indirectly observable

Level 3: Valuation techniques for which the lowest level input that is significant to the fair value measurement is unobservable

For the purpose of fair value disclosures, the Company has determined classes of assets & liabilities on the basis of the nature, characteristics and the risks of the asset or liability and the level of the fair value hierarchy as explained above.

xxv. Employees benefits

a) Short-term obligations

Short-term obligations for wages and salaries, including nonmonetary benefits that are expected to be settled wholly within twelve months after the end of the period in which the employees render the related service up to the end of the reporting period are recognised and measured at the undiscounted amounts expected to be paid when the liabilities are settled.

b) Post-employment obligations

i. Defined contribution plans

The eligible employees of the Company are entitled to receive benefits in respect of provident fund, a defined contribution plan, in which both employees and the Company make contribution at a specified percentage of the covered employee's salary. The contributions, as specified under Defined Contribution Plan to Regional Provident Commissioner and the Central Provident Fund recognised as expense during the period in the statement of profit and loss.

ii. Defined benefit plans

- Non-funded defined benefits plans: The Company provides for gratuity, a defined benefit retirement plan ('the Gratuity Plan') covering eligible employees of the company. The Gratuity Plan provides a lumpsum payment to vested employees at retirement, death, or termination of employment, of an amount based on the respective employee's salary and the tenure of employment with the company.

The cost of providing benefits is determined using the Projected Unit Credit Method, with actuarial valuation being carried out at each balance sheet date.

The net interest cost is calculated by applying the discount rate to the net balance of the defined benefit obligation.

The service cost and net interest on the net defined benefit liability/(asset) is included in employees benefits expenses in the statement of profit and loss.

Past service cost is recognised as an expense when the plan amendment or curtailment occurs or when any related restructuring costs or termination benefits are recognised, whichever is earlier.

Re-measurement gain and loss arising from experience adjustments and change actuarial assumptions are recognised in the period in which they occur, directly in other comprehensive



Notes forming part of the Standalone Financial Statements for the year ended March 31, 2023

income. Re-measurements are not classified to the Statement of Profit and Loss in subsequent periods.

- Funded defined benefits plans: The Company also made a contribution to the provident fund set up as an irrevocable trust. The Company is generally liable for monthly contributions and any shortfall in the fund assets based on the government-specified minimum rates of return or pension and recognises such contributions and shortfall, if any, as an expense in the year incurred.

c) **Compensated absences**

The employees of the Company are entitled to compensated absences which are both accumulating and non-accumulating in nature. The expected cost of accumulating compensated absences is determined by actuarial valuation using the projected unit credit method for the unused entitlement that has accumulated as at the balance sheet date. The benefits are discounted using the market yields as at the end of the balance sheet date that has terms approximating to the terms of the related obligation. Re-measurements as a result of experience adjustments and changes in actuarial assumptions are recognised in the statement of profit or loss.

d) **Voluntary retirement scheme**

Compensation to employees who have opted for retirement under the "Voluntary Retirement scheme" is charged to the profit and loss account in the year of retirement. The Company is required to use updated actuarial assumptions to remeasure net defined benefit liability or assets on amendments, curtailment or settlement of the defined benefit plan.

The Company adopted an amendment to Ind AS 19 as required by said notification to determine:

- Current Service Costs and net interest for the period after remeasurement using the assumptions used for remeasurement and
- Net interest for the remaining period based on the remeasured net defined benefit liability or asset.

xxvi. **Operating segments**

The Company's operating segments are established on the basis of those components of the Company that are evaluated regularly by the Board of Directors (the 'Chief Operating Decision Maker' as defined in Ind AS 108 - 'Operating Segments'), in deciding how to allocate resources and in assessing performance. These have been identified taking into account the nature of products and services, the differing risks and returns and the internal business reporting systems.

Revenue and Expenses have been identified to a segment on the basis of relationship to operating activities of the segment. Revenue and Expenses which relate to enterprise as a whole and are not allocable to a segment on reasonable basis have been disclosed as "Un-allocable".

Segment Assets and Segment Liabilities represent Assets and Liabilities in respective segments. Assets and liabilities that cannot be allocated to a segment on reasonable basis have been disclosed as "Un-allocable".

xxvii. **Cash flow statement**

Cash flows are stated using the indirect method, whereby profit/loss before tax is adjusted for the effects of transactions of a non-cash nature, any deferrals or accruals of past or future operating cash receipts or payments and items of incomes and expenses associated with investing or financing flows. The cash flows from operating, investing and financing activities of the Company are segregated.

xxviii. **Earnings per share**

Basic earnings per share are calculated by dividing the profit/(loss) for the year (before other comprehensive income), attributable to the equity shareholders, by the weighted average number of equity shares outstanding during the year.

Diluted earnings per share are calculated by dividing the profit/(loss) for the year (before other comprehensive income), adjusting the after tax effect of interest and other financing costs associated

Notes forming part of the Standalone Financial Statements for the year ended March 31, 2023

with dilutive potential equity shares, attributable to the equity shareholders, by the weighted average number of equity shares considered for deriving basic earnings per share and also the weighted average number of equity shares which could be issued on the conversion of all dilutive potential equity shares.

xxix. Recent pronouncements

Ministry of Corporate Affairs ("MCA") notifies new standard or amendments to the existing standards under Companies (Indian Accounting Standards) Rules as issued from time to time. On March 31, 2023, MCA amended the Companies (Indian Accounting Standards) Amendment Rules, 2023, applicable from April 1, 2023, as below:

i) Ind AS 1 - Presentation of Financial Statements

This amendment requires the entities to disclose their material accounting policies rather than their significant accounting policies. The effective date for adoption of this amendment is annual periods beginning on or after April 1, 2023. The Company has evaluated the amendment and the impact of the amendment is insignificant in the financial statements.

ii) Ind AS 8 - Accounting Policies, Changes in Accounting Estimates and Errors

This amendment has introduced a definition of 'accounting estimates' and included amendments to Ind AS 8 to help entities distinguish changes in accounting policies from changes in accounting estimates. The effective date for adoption of this amendment is annual periods beginning on or after April 1, 2023. The Company has evaluated the amendment and there is no impact on its financial statements.

iii) Ind AS 12 - Income Taxes

This amendment has narrowed the scope of the initial recognition exemption so that it does not apply to transactions that give rise to equal and offsetting temporary differences. The effective date for adoption of this amendment is annual periods beginning on or after April 1, 2023. The Company has evaluated the amendment and there is no impact on its financial statement.

iv) Balance Sheet

- Lease Liabilities should be separately disclosed under the head "financial liabilities", duly distinguished as current or non-current.
- Certain additional disclosures in the statement of changes in equity such as changes in equity share capital due to prior period rectifications and balances at the beginning of the current reporting period.
- Specified format for disclosure of shareholding of promoters.
- Specified format for an ageing schedule of trade receivables, trade payables, capital work-in-progress and intangible assets under development.
- If a Company has not used funds for the specific purpose for which it was borrowed from banks and financial institutions, then disclosure of details of where it has been used.
- Specific disclosure under 'additional regulatory requirement' such as compliance with approved schemes of arrangements, compliance with a number of layers of companies, title deeds of immovable property not held in the name of the Company, loans and advances to promoters, directors, key managerial personnel (KMP) and related parties, details of benami property held etc.
- Current maturities of Long term borrowings shall be disclosed separately under the Short Term Borrowing (Current) which was earlier shown under Other Financial Liabilities.
- Classification of Security Deposits has been reclassified from Loans to Other Financial Assets (Current and non-Current).

v) Statement of Profit and Loss:

- Additional disclosures relating to Corporate Social Responsibility (CSR), undisclosed income and crypto or virtual currency specified under the head 'additional information' in the notes forming part of the financial statements.



Notes forming part of the Standalone Financial Statements for the year ended March 31, 2023

The amendments are extensive and the Company will evaluate the same to give effect to them as required by law.

3) Use of estimates and management judgements

The preparation of financial statements in conformity with Indian Accounting Standards (Ind AS) requires the management of the company to make judgments, estimates and assumptions that affect the reported amount of revenues, expenses, assets, liabilities and related disclosures concerning the items involved as well as contingent assets and liabilities at the balance sheet date.

The estimates and management's judgments are based on previous experience and other factors considered reasonable and prudent in the circumstances. Actual results may differ from these estimates.

Estimates and underlying assumptions are reviewed on an ongoing basis. Revisions to accounting estimates are recognised in the period in which the estimates are revised and in any future periods affected

The areas involving critical judgement are as follows:

i. Useful lives of property plant and equipment / intangible assets

Property, plant and equipment / intangible assets are depreciated/amortised over their estimated useful lives, after taking into account estimated residual value. Management reviews the estimated useful lives and residual values of the assets annually in order to determine the amount of depreciation/amortisation to be recorded during any reporting period. The useful lives and residual values are based on the Company's historical experience with similar assets and take into account anticipated technological changes. The depreciation/amortisation for future periods is revised if there are significant changes from previous estimates.

ii. Provisions and contingencies

The assessments undertaken in recognizing provisions and contingencies have been made in accordance with Ind AS 37, 'Provisions, Contingent Liabilities and Contingent Assets'. The evaluation of the likelihood of the contingent events has required best judgment by management regarding the probability of exposure to potential loss. The timing of recognition and quantification of the liability requires the application of judgement to existing facts and circumstances, which can be subject to change.

iii. Post-employment benefit plans

Employee benefit obligations are measured on the basis of actuarial assumptions which include mortality and withdrawal rates as well as assumptions concerning future developments in discount rates, the rate of salary increases and the inflation rate. The Company considers that the assumptions used to measure its obligations are appropriate and documented. However, any changes in these assumptions may have a material impact on the resulting calculations.

iv. Provision for income taxes and deferred tax assets

The Company's tax jurisdiction is India. Significant judgements are involved in estimating budgeted profits for the purpose of paying advance tax, determining the provision for income taxes, including amount expected to be paid/recovered for uncertain tax positions

Deferred tax assets are recognised for unused tax losses and unused tax credit to the extent that it is probable that taxable profit would be available against which the losses could be utilised. Significant management judgment is required to determine the amount of deferred tax assets that can be recognised, based upon the likely timing and the level of future taxable profits together with future tax planning strategies.

v. Impairment of investments in subsidiaries

The Company reviews its carrying value of investments carried at cost (net of impairment, if any) annually, or more frequently when there is an indication for impairment. If the recoverable amount is less than its carrying amount, the impairment loss is accounted for in the statement of profit and loss.

Notes forming part of the Standalone Financial Statements for the year ended March 31, 2023

vi. Leases

The Company evaluates if an arrangement qualifies to be a lease as per the requirements of Ind AS 116. Identification of a lease requires significant judgment. The Company uses significant judgement in assessing the lease term (including anticipated renewals) and the applicable discount rate.

The Company determines the lease term as the non-cancellable period of a lease, together with both periods covered by an option to extend the lease if the Company is reasonably certain to exercise that option; and periods covered by an option to terminate the lease if the Company is reasonably certain not to exercise that option. In assessing whether the Company is reasonably certain to exercise an option to extend a lease, or not to exercise an option to terminate a lease, it considers all relevant facts and circumstances that create an economic incentive for the Company to exercise the option to extend the lease, or not to exercise the option to terminate the lease. The Company revises the lease term if there is a change in the non-cancellable period of a lease.

The discount rate is generally based on the incremental borrowing rate specific to the lease being evaluated or for a portfolio of leases with similar characteristics.

vii. Fair value measurement of financial instruments

When the fair value of financial assets and financial liabilities recorded in the balance sheet cannot be measured based on quoted price in markets, then fair value is measured using valuation techniques including the Discounted Cash Flow model. The inputs to these models are taken from observable markets where possible, but where this is not feasible, a degree of judgement is required in establishing fair values. Judgements include considerations of inputs such as liquidity risk, credit risk and volatility. Changes in assumptions about these factors could affect the reported fair value of financial instruments.

Notes forming part of the Standalone Financial Statements for the year ended March 31, 2023

Non-Current Assets

Note 4: Property, Plant and Equipment (PPE)

Particulars	Land	Building	Plant & Equipments	Furniture & Fixtures	Computers	Office Equipments	Electrical Appliances	Vehicles	Farm Assets and Equipment	Leasehold Improvements	Total
Gross Block (at Cost)											
As at April 01, 2021	347.45	213.22	2,021.78	14.26	13.39	4.03	13.26	25.62	0.92	-	2,653.93
Balance transferred pursuant to scheme of arrangement (refer note 42)	(150.89)	(87.70)	(823.35)	(3.51)	(4.44)	(1.18)	(2.68)	(7.79)	(0.03)	-	(1,081.57)
Balance as at April 01, 2021	196.56	125.52	1,198.43	10.75	8.95	2.85	10.58	17.83	0.89	-	1,572.36
Additions during the year	-	5.92	59.37	1.15	0.35	0.10	0.12	0.24	0.39	-	67.64
Disposals/deductions during the year	-	-	(18.52)	-	(0.27)	(10.20)	-	(1.18)	-	-	(20.17)
As at March 31, 2022	196.56	131.44	1,239.28	11.90	9.03	2.75	10.70	16.89	1.28	-	1,619.83
As at April 01, 2022	196.56	131.44	1,239.28	11.90	9.03	2.75	10.70	16.89	1.28	-	1,619.83
Additions during the year	-	0.39	88.52	0.40	0.43	0.26	0.42	1.35	-	4.52	96.29
Disposals/deductions during the year	-	(0.05)	(27.80)	-	(0.01)	-	-	(1.39)	-	-	(29.25)
As at March 31, 2023	196.56	131.78	1,300.00	12.30	9.45	3.01	11.12	16.85	1.28	4.52	1,686.87
Accumulated Depreciation											
As at April 01, 2021	-	81.30	930.69	10.81	10.72	2.84	10.27	14.76	0.65	-	1,062.04
Balance transferred pursuant to scheme of arrangement (refer note 42)	-	(36.80)	(411.73)	(3.04)	(3.77)	(0.98)	(1.86)	(3.68)	(0.01)	-	(461.87)
Balance as at April 01, 2021	-	44.50	518.96	7.77	6.95	1.86	8.41	11.08	0.64	-	600.17
Charge for the year	-	4.41	39.93	0.55	0.45	0.15	0.42	1.45	0.05	-	47.41
Disposals/deductions during the year	-	-	(17.54)	-	-	-	-	(1.12)	-	-	(18.66)
As at March 31, 2022	-	48.91	541.35	8.32	7.40	2.01	8.83	11.41	0.69	-	628.92
Balance as at April 01, 2022	-	48.91	541.35	8.32	7.40	2.01	8.83	11.41	0.69	-	628.92
Charge for the year	-	4.62	39.58	0.42	0.56	0.20	0.21	1.38	0.06	0.37	47.40
Disposals/deductions during the year	-	(0.02)	(14.74)	-	(0.01)	-	-	(1.12)	-	-	(15.89)
As at March 31, 2023	-	53.51	566.19	8.74	7.95	2.21	9.04	11.67	0.75	0.37	660.43
Net Carrying Cost											
As at March 31, 2022	196.56	82.53	697.93	3.58	1.63	0.74	1.87	5.48	0.59	-	990.91
As at March 31, 2023	196.56	78.27	733.81	3.56	1.50	0.80	2.08	5.18	0.53	4.15	1,026.44

Note 4 (i) Disclosures

- Aggregate amount of depreciation has been included under "Depreciation and Amortisation" in the Statement of Profit and Loss, refer note 34.
- For information on Property, Plant & Equipment hypothecated as security by the Company, refer note 19.
- For disclosure of contractual commitments for the acquisition of Property, Plant and Equipment, refer note 38.
- Title deeds of all the immovable properties comprising of land and building are held in the name of the Company. In respect of lease-hold land and self-constructed buildings on leasehold land, the land lease agreement is in the name of the Company, where the Company is the lessee in the agreement.
- The Company was not holding any benami property and no proceedings were initiated or pending against the Company for holding any benami property under the Benami Transactions (Prohibition) Act, 1988 (45 of 1988) and rules made thereunder.

Notes forming part of the Standalone Financial Statements for the year ended March 31, 2023

Note 5: Leases- Right to Use of Assets and Lease Liabilities

Note 5 (i): Right to Use of Assets

Particulars	(₹ in Crores)	
	As at March 31, 2023	As at March 31, 2022
	Building	
Gross Carrying Cost		
Opening Balance	12.29	23.99
Balance transferred pursuant to scheme of arrangement (refer note 42)	-	(11.70)
Opening Balance	12.29	12.29
Additions during the year	15.11	-
Disposals/deductions during the year	-	-
Closing Balance	27.40	12.29
Accumulated Depreciation		
Opening Balance	5.46	5.90
Balance transferred pursuant to scheme of arrangement (refer note 42)	-	(2.92)
Opening Balance	5.46	2.98
Charge for the year	4.26	2.48
Disposals/deductions during the year	-	-
Closing Balance	9.72	5.46
Net Carrying Cost	17.68	6.83

Note 5 (ii): Lease Obligation (As a lessee):

The Company has taken various premises on operating lease for lease period of 1 year to 9 years from the date of lease. The lease period may be further extended as per mutual decision of the parties. The Company has elected not to apply the requirements of Ind AS 116 Leases to short-term leases of all assets that have a lease term of 12 months or less and leases for which the underlying asset is of low value, the expenditure on which has been recognized under line item "Short term leases" under Other expenses (refer note 35).

Incremental borrowing rate of 8.60% has been used for measurement of present value of remaining lease payments and right of use assets.

Particulars	(₹ in Crores)	
	As at March 31, 2023	As at March 31, 2022
Opening Balance	6.45	16.11
Balance transferred pursuant to scheme of arrangement (refer note 42)	-	(7.67)
Opening balance	6.45	8.44
Additions during the year	15.44	-
Deletions during the year	-	-
Finance Cost Accrued during the year	0.74	0.65
Payment of Lease Liabilities during the year	(4.65)	(2.64)
Closing Balance	17.98	6.45

The break-up of current and non-current lease liabilities is as follows:

Particulars	(₹ in Crores)	
	As at March 31, 2023	As at March 31, 2022
Lease Liabilities- Current	4.80	2.64
Lease Liabilities- Non-Current	13.18	3.81
Total	17.98	6.45



Notes forming part of the Standalone Financial Statements for the year ended March 31, 2023

Note 5: Leases- Right to Use of Assets and Lease Liabilities (contd.)

Note 5 (iii): Contractual maturities of lease liabilities on an undiscounted basis:

(₹ in Crores)

Particulars	For the year ended March 31, 2023	For the year ended March 31, 2022
Less than one year	4.80	2.64
One to five years	11.41	4.82
More than five years	6.70	-
	22.91	7.46

Note 5 (iv): Lease Expenses

(₹ in Crores)

Particulars	For the year ended March 31, 2023	For the year ended March 31, 2022
Depreciation of Right of Use Assets	4.26	2.48
Finance Cost on Lease Liability	0.74	0.65
Short term lease paid	0.71	3.58
	5.71	6.71

Note 5 (v): Amount recognized in Statement of Cash Flow

The lease payments have been classified as financing activities in the Statement of Cash Flow under Ind AS 116.

(₹ in Crores)

Particulars	For the year ended March 31, 2023	For the year ended March 31, 2022
Repayment of Lease liabilities-Principal amount	3.91	1.99
Repayment of Lease liabilities-Interest amount	0.74	0.65
Total	4.65	2.64

Note 6: Capital Work In progress

(₹ in Crores)

Particulars	As at March 31, 2023	As at March 31, 2022
Opening Balance	28.74	21.24
Balance transferred pursuant to scheme of arrangement (refer note 42)	-	(6.99)
Opening as on April 01, 2022	28.74	14.25
Additions during the year	167.05	66.66
Add: Interest and other borrowing cost	1.57	-
Add: Other Preoperative Expenses	1.70	-
Less :- Capitalized during the year	95.72	52.17
Closing Balance	103.34	28.74

Note 6 (i): CWIP ageing Schedule:

(₹ in Crores)

Particulars	Less than 1 year	1-2 year	2-3 Year	More than 3 year	Total
As at March 31, 2023					
Project in Progress	102.37	0.97	-	-	103.34
Project temporarily suspended#	-	-	-	-	-
Total	102.37	0.97	-	-	103.34

Notes forming part of the Standalone Financial Statements for the year ended March 31, 2023

Note 6: Capital Work In progress (contd.)

(₹ in Crores)					
Particulars	Less than 1 year	1-2 year	2-3 Year	More than 3 year	Total
As at March 31, 2022					
Project in Progress	28.20	0.54	-	-	28.74
Project temporarily suspended#	-	-	-	-	-
Total	28.20	0.54	-	-	28.74

#No Projects have been temporarily suspended.

Note 7: Intangible Assets

(₹ in Crores)		
Particulars	As at March 31, 2023	As at March 31, 2022
Gross Assets	Computer Software Licenses	
Opening balance	3.93	3.93
Additions during the year	0.11	-
Disposals/deductions during the year	-	-
Closing Balance	4.04	3.93
Amortization /Depreciation		
Opening balance	1.85	1.45
Charges for the year	0.42	0.40
Disposals/deductions during the year	-	-
Closing balance	2.27	1.85
Net Carrying Cost	1.77	2.08

Note 8: Biological Assets

Note 8 (i): Non-current biological assets

(₹ in Crores)		
Particulars	As at March 31, 2023	As at March 31, 2022
Live stock (refer note. 2(viii))	-	#
Less: Live stock (Loss)	-	#
Closing Balance	-	-

Value is ₹ 37,771 not reflecting due to rounding off.

Note 8(ii): Current biological assets

(₹ in Crores)		
Particulars	As at March 31, 2023	As at March 31, 2022
Standing Crop	1.37	1.04
Add: Change in fair value *	1.51	3.03
Less: Harvested during the year	1.37	2.70
Closing Balance	1.51	1.37

* excludes fair value of self consumed sugar cane of ₹1.96 crore (Previous Year ₹1.58 crore).



Notes forming part of the Standalone Financial Statements for the year ended March 31, 2023

Note 9: Investments

Non - Current Investments

(₹ in Crores)

Particulars	Face Value	No. of Shares/ Units	As at March 31, 2023	No. of Shares/ Units	As at March 31, 2022
(I) Equity Instruments					
(i) Investment in subsidiary (Unquoted)					
(Carried at deemed cost)					
EHAAT Limited (wholly owned subsidiary)	₹10	37,70,000	3.77	37,70,000	3.77
Less :- Provision for Impairment			(3.77)		(3.77)
Net Investment in EHAAT Limited			-		-
DETS Limited	₹10	4,28,400	1.41	4,28,400	1.41
Less :- Provision for Impairment			(1.17)		(1.17)
Net Investment in DETS Limited (having controlling stake of 51%)			0.24		0.24
Total Investment in subsidiary (Unquoted)			0.24		0.24
(ii) Investment in others (Unquoted)					
(Carried at deemed cost)					
Rāmgangā Sanyukta Sahkari Kheti Samiti Limited	₹100	1	#	1	#
# (Value is ₹100, not reflecting due to rounding off)					
Total of Investment in others (Unquoted)			#		#
(iii) Investment in others (Quoted)					
(Carried at fair value through other comprehensive income)					
VLS Finance Limited	₹10	58,000	0.86	2,63,142	4.21
South Asian Enterprises Limited	₹10	2,50,000	0.94	2,50,000	0.93
Total Investment in others (Quoted)			1.80		5.14
Total			2.04		5.38

Note 9 (i): Fair Value Disclosure

(₹ in Crores)

Particulars	As at March 31, 2023	As at March 31, 2022
Investment carried at deemed cost (Net off Provision for Impairment)	0.24	0.24
Investment carried at fair value through FVTPL (Market Price)	-	-
Investment carried at fair value through OCI (Market Price)	1.80	5.14

Note 9 (ii): Disclosure for Valuation method used

(₹ in Crores)

Disclosure of non-current investments	As at March 31, 2023	As at March 31, 2022
Aggregate amount of quoted investments and market value	1.80	5.14
Aggregate amount of unquoted investments	5.18	5.18
Aggregate amount of write off and impairment in value of Investments	4.94	4.94

Notes forming part of the Standalone Financial Statements for the year ended March 31, 2023

Note 9: Investments (contd.)

- 9 (iii) The list of subsidiaries along with proportion of ownership interest held and country of incorporation are disclosed in Consolidated Financial Statements for the FY 2022-23.
- 9 (iv) Investments at Fair Value Through Other Comprehensive Income (FVTOCI) reflect investment in quoted equity securities. These equity shares are designated as FVTOCI as they are not held for trading purpose and are not in similar line of business as the Company, thus disclosing their fair value change in profit and loss will not reflect the purpose of holding.

Note 9 (v): Impairment test for investment in a subsidiary

The Company assesses at the end of each reporting period whether there is objective evidence that investments in subsidiaries are impaired.

Key assumptions considered by the Company in determining fair value less costs to sell under the basis of the Net Worth Approach includes the net worth of the shares adjusted for an appropriate control premium. The assumptions used by the Company under the basis of the Net Worth Approach include significant unobservable inputs and are therefore considered as a level 3 input under the fair value hierarchy.

In developing the assumptions relating to the recoverable amounts, the Company considered both internal and external evidence, as appropriate. If the assumptions considered change in future due to the possible effect of uncertainties, this could result in additional impairments, the effects of which may not have been estimated as of the date of the approval of these financial statements.

Note 10: Financial assets - Loans and advances

Note 10 (i): Current Loans and advances

Particulars	(₹ in Crores)	
	As at March 31, 2023	As at March 31, 2022
(Unsecured and considered good, unless otherwise stated)		
Loans and advances to subsidiary companies (refer note 40)	-	2.30
Other loans and advances :		
Advances recoverable in cash or in kind	-	0.17
Total	-	2.47

Note 10 (ii): Loans or advances to specified persons

Disclosures where Loans are granted to the related parties either severally or jointly with any other person, that are either repayable on demand; or without specifying any terms or period of repayment. Details of Loans given covered u/s 186(4) of the Companies Act, 2013 are as follows:

	(₹ in Crores)			
	Amount of loan outstanding as at March 31, 2023	Percentage to the total Loans	Amount of loan outstanding as at March 31, 2022	Percentage to the total Loans
Related Parties	-	-	2.30	93.26%
	-	-	2.30	93.26%



Notes forming part of the Standalone Financial Statements for the year ended March 31, 2023

Note 11: Other financial assets

Note 11(i): Other Non- current financial assets

(₹ in Crores)

Particulars	As at March 31, 2023	As at March 31, 2022
(Unsecured and considered good, unless otherwise stated)		
Security deposits*		
- to related parties	1.39	1.32
- to others	0.50	0.66
Total	1.89	1.98

*Security deposits majorly include deposits given towards premises taken on rent.

Note 11(ii): Other Current financial assets

(₹ in Crores)

Particulars	As at March 31, 2023	As at March 31, 2022
(Unsecured and considered good, unless otherwise stated)		
Carried at amortised cost		
Insurance claim receivable	0.09	0.46
Interest receivable	0.49	0.39
Total	0.58	0.85

Note 12: Other assets

Note 12(i): Other Non-current assets

(₹ in Crores)

Particulars	As at March 31, 2023	As at March 31, 2022
(Unsecured considered good unless otherwise stated)		
Capital advance	2.53	12.60
Income tax refundable (refer note 12 (i) a)	1.53	2.50
Payment of taxes under protest/appeal	0.67	0.62
Total	4.73	15.72

a. Non-current income tax

(₹ in Crores)

Particulars	As at March 31, 2023	As at March 31, 2022
Advance Taxes Paid and TDS receivables	157.49	162.85
Less : Provision for tax	(155.96)	(160.35)
Total	1.53	2.50

Note 12(ii): Other Current assets

(₹ in Crores)

Particulars	As at March 31, 2023	As at March 31, 2022
(Unsecured considered good unless otherwise stated)		
Advance to suppliers	4.09	9.91
Advances to employees	1.01	0.14
Balance with revenue authorities	28.23	20.66
Subsidy receivable from Government/Government Authority	2.94	1.02

Notes forming part of the Standalone Financial Statements for the year ended March 31, 2023

Note 12(ii): Other Current assets (contd.)

Particulars	(₹ in Crores)	
	As at March 31, 2023	As at March 31, 2022
Prepaid expenses	3.85	4.25
Advance recoverable - other	0.74	0.15
Total	40.86	36.13

Note 13: Inventories

Particulars	(₹ in Crores)	
	As at March 31, 2023	As at March 31, 2022
Valued at or below cost (refer note no. - 2 (vii))		
Raw materials	19.38	35.23
Work-in-process	12.53	12.75
Finished goods	614.49	748.09
Stock in trade	0.66	0.92
Stores & Spare parts	19.62	20.46
Loose tools	0.06	0.05
Total	666.74	817.50

Note 13 (i): Inventories given as security of bank borrowings

Inventory above includes charge by way of pledge of Stock of Sugar and by way of Hypothecation of Stock of Molasses, Bagasse, Ethanol, Ethyl Acetate, Chemicals and Stores & Spares.

Note 14: Trade receivables

Particulars	(₹ in Crores)	
	As at March 31, 2023	As at March 31, 2022
(Unsecured considered good unless otherwise stated)		
Trade Receivables from Related Party	29.29	51.80
Trade Receivables from Others *	165.96	148.34
Less :- Provision for Expected Credit Loss	(0.50)	(0.50)
Total	194.75	199.64

* Includes unbilled revenue of ₹9.87 Crores (PY: ₹10.59 Crores).

Note 14(i): Trade receivables ageing schedule

As at March 31, 2023

Particulars	Unbilled revenue*	Not due	Amount outstanding for following periods from due date of payment					Total
			Less than 6 Months	6 months to 1 Year	1 Year to 2 year	2 Year to 3 year	more than 3 year	
			Undisputed Trade receivables					
(i) Considered good	9.87	67.08	108.49	7.03	1.33	1.08	0.37	195.25
(ii) Which have significant increase in credit risk	-	-	-	-	-	-	-	-
(iii) Credit impaired	-	-	-	-	-	-	-	-

Notes forming part of the Standalone Financial Statements for the year ended March 31, 2023

Note 14(i): Trade receivables ageing schedule (contd.)

(₹ in Crores)

Particulars	Unbilled revenue*	Not due	Amount outstanding for following periods from due date of payment					Total
			Less than 6 Months	6 months to 1 Year	1 Year to 2 year	2 Year to 3 year	more than 3 year	
Disputed Trade receivables								
(i) Considered good	-	-	-	-	-	-	-	-
(ii) Which have significant increase in credit risk	-	-	-	-	-	-	-	-
(iii) Credit impaired	-	-	-	-	-	-	-	-
Total	9.87	67.08	108.49	7.03	1.33	1.08	0.37	195.25

As at March 31, 2022

(₹ in Crores)

Particulars	Unbilled revenue*	Not due	Amount outstanding for following periods from due date of payment					Total
			Less than 6 Months	6 months to 1 Year	1 Year to 2 year	2 Year to 3 year	more than 3 year	
Undisputed Trade receivables								
(i) Considered good	10.59	64.88	111.54	4.59	7.87	0.30	0.37	200.14
(ii) Which have significant increase in credit risk	-	-	-	-	-	-	-	-
(iii) Credit impaired	-	-	-	-	-	-	-	-
Disputed Trade receivables								
(i) Considered good	-	-	-	-	-	-	-	-
(ii) Which have significant increase in credit risk	-	-	-	-	-	-	-	-
(iii) Credit impaired	-	-	-	-	-	-	-	-
Total	10.59	64.88	111.54	4.59	7.87	0.30	0.37	200.14

* Represents sales made in the month of March which were subsequently billed.

Note 15: Cash and Cash Equivalent

(₹ in Crores)

Particulars	As at March 31, 2023	As at March 31, 2022
Balances with banks :		
- In current account *	33.56	40.33
Cash in hand	0.54	0.73
Total	34.10	41.06

*PY :- Includes balance of ₹39.83 crores for dividend declared on March 21, 2022 and paid on April 11, 2022.

Notes forming part of the Standalone Financial Statements for the year ended March 31, 2023

Note 16: Bank Balances other than cash and cash equivalents

Particulars	As at	
	March 31, 2023	March 31, 2022
Balances with banks :		
-In unpaid dividend accounts	1.00	1.00
-In CSR Unspent Balance accounts	5.57	3.55
Other bank balances :		
Deposit earmarked for others	10.72	9.45
Total	17.29	14.00
Value of Restricted Bank Balances	17.29	14.00

Note 17: Share capital

a. Authorised Share Capital (i)

Particulars	As at		As at	
	March 31, 2023	March 31, 2022	March 31, 2023	March 31, 2022
	(in Numbers)	(₹ in Crores)	(in Numbers)	(₹ in Crores)
Equity shares of ₹10/- each				
Opening Balance	9,15,00,000	91.50	11,38,26,000	113.83
Add: Reclassification of preference share into Equity Share pursuant to Scheme of Arrangement (refer note 42)	-	-	6,91,74,000	69.17
Less: Transfer of Authorised Share Capital pursuant to Scheme of Arrangement (refer note 42)	-	-	(9,15,00,000)	(91.50)
Closing Balance	9,15,00,000	91.50	9,15,00,000	91.50
Preference shares of ₹100/- each				
Opening Balance	-	-	69,17,400	69.17
Less: Reclassification of preference share into Equity Share pursuant to Scheme of Arrangement (refer note 42)	-	-	(69,17,400)	(69.17)
Closing Balance	-	-	-	-

b. Issued, subscribed & fully paid up

Particulars	As at		As at	
	March 31, 2023	March 31, 2022	March 31, 2023	March 31, 2022
	(in Numbers)	(₹ in Crores)	(in Numbers)	(₹ in Crores)
Equity Shares				
Equity shares of ₹10/- each fully paid-up	6,63,87,590	66.38	6,63,87,590	66.38
Equity shares forfeited	-	-	3,25,496	0.07
Less : Cancellation of forfeited shares transferred to Capital Reserves (refer note 42)	-	-	(3,25,496)	(0.07)
Closing Balance	6,63,87,590	66.38	6,63,87,590	66.38



Notes forming part of the Standalone Financial Statements for the year ended March 31, 2023

Note 17: Share capital (contd.)

c. Terms/ right attached to equity shares

- i) The Company has only one class of equity shares having a par value of ₹10 per share. Each holder of equity shares is entitled to one vote per share.
- ii) The Company declares and pays dividend in Indian rupees. The dividend when proposed by the Board of Directors, is subject to the approval of the shareholders in the ensuing Annual General Meeting. In the event of liquidation, the shareholders of equity shares are eligible to receive the remaining assets of the Company after distribution of all preferential amounts, in proportion to their shareholding.

d. Details of Dividend

i) Detail of interim dividend and final dividend proposed

The Board of Directors, in its meeting held on 3rd April 2023, declared Interim Dividend of 50% i.e. ₹5.00 per Equity Share of ₹10 each and Special Dividend of 10% i.e. ₹1.00 Per Equity Share of ₹10 each on successful commissioning of New Distillery Project of the Company, aggregating to 60% i.e. ₹6 per equity shares of ₹10 each on 6,63,87,590 Equity Shares of the Company for the Financial Year 2022-23. The same is proposed to be confirmed as final by the shareholders in the ensuing Annual General Meeting of the Company.

e. Other disclosures

The Company has not reserved any equity shares under options and contracts for the sale of shares.

f. Reconciliation of shares outstanding at the beginning and at the end of the reporting period is set out below :

Issued , subscribed and paid-up shares	As at March 31, 2023		As at March 31, 2022	
	(in Numbers)	(₹ in Crores)	(in Numbers)	(₹ in Crores)
Equity shares				
Opening Balance	6,63,87,590	66.38	6,63,87,590	66.38
Issued/ (Adjusted) during the period	-	-	-	-
Closing Balance	6,63,87,590	66.38	6,63,87,590	66.38

g. Details of shareholders holding more than 5% shares :

Particulars	As at March 31, 2023		As at March 31, 2022	
	(in Numbers)	(in %)	(in Numbers)	(in %)
Equity shares of ₹10 each fully paid-up				
Goel Investments Limited	1,82,95,911	27.56%	1,06,55,515	16.05%
Anil Kumar Goel	59,95,000	9.03%	60,00,000	9.04%
Saraswati Properties Limited	59,01,758	8.89%	-	-
Gaurav Goel	50,16,904	7.56%	-	-
Sonitron Limited	-	-	49,40,716	7.44%
Shudh Edible Products Limited	-	-	42,99,680	6.48%
Gautam Goel	-	-	42,42,339	6.39%

Notes forming part of the Standalone Financial Statements for the year ended March 31, 2023

Note 17: Share capital (contd.)

h. Promoters shareholding

Promoter's Name	As at March 31, 2023		Change during the Year (in %)
	(in Numbers)	(in %)	
Goel Investments Limited	1,82,95,911	27.56%	11.51%
Saraswati Properties Limited	59,01,758	8.89%	3.97%
Gaurav Goel	50,16,904	7.56%	4.52%
Ashok Kumar Goel	30,30,125	4.56%	4.48%
Ujjwal Rural Services Limited	1,25,000	0.19%	0.00%
Ishira Goel	1,05,525	0.16%	0.00%
Aparna Jalan	46,100	0.07%	0.00%
Shefali Poddar	31,760	0.05%	0.00%
Vinita Goel	25,050	0.04%	0.00%
Ritu Sanghi	7,500	0.01%	0.00%
Asha Kumari Swaroop	4	0.00%	0.00%
Sonitron Limited	-	0.00%	-7.44%
Gautam Goel	-	0.00%	-6.39%
Vijay Kumar Goel	-	0.00%	-0.53%
Deepa Goel	-	0.00%	-3.53%
Shudh Edible Products Private Limited	-	0.00%	-6.48%
Bindu Vashist Goel	-	0.00%	-0.12%

Promoter's Name	As at March 31, 2022		Change during the Year (in %)
	(in Numbers)	(in %)	
Goel Investments Limited	1,06,55,515	16.05%	-
Sonitron Limited	49,40,716	7.44%	-
Shudh Edible Products Private Limited	42,99,680	6.48%	-
Saraswati Properties Limited	32,66,758	4.92%	-
Ujjwal Rural Services Limited	1,25,000	0.19%	-
Gautam Goel	42,42,339	6.39%	-
Deepa Goel	23,41,936	3.53%	-
Gaurav Goel	20,16,904	3.04%	-
Vijay Kumar Goel	3,49,116	0.53%	-
Ishira Goel	1,05,525	0.16%	-
Bindu Vashist Goel	76,350	0.12%	-
Ashok Kumar Goel	55,384	0.08%	-
Aparna Jalan	46,100	0.07%	-
Shefali Poddar	31,760	0.05%	-
Vinita Goel	25,050	0.04%	-
Ritu Sanghi	7,500	0.01%	-
Asha Kumari Swaroop	4	0.00%	-



Notes forming part of the Standalone Financial Statements for the year ended March 31, 2023

Note 18: Other Equity

Particulars	(₹ in Crores)	
	As at March 31, 2023	As at March 31, 2022
A. Reserves and Surplus		
(i) Capital redemption reserve	-	-
(ii) Capital reserve	-	-
(iii) General reserve	0.20	-
(iv) Securities premium	-	-
(v) Storage fund/reserve for molasses	2.02	1.89
(vi) Retained Earnings	973.00	819.57
B. Other reserves		
(i) Remeasurement of post employment benefit obligation	(4.26)	(3.77)
(ii) FVOCI equity reserve	1.53	4.41
(iii) FVOCI Cash flow hedge reserve	(0.02)	-
Total	972.47	822.10

Note 18 (i): Movement in Other equity

(i) Capital Redemption Reserve

Particulars	(₹ in Crores)	
	As at March 31, 2023	As at March 31, 2022
Opening Balance	-	3.72
Less: Balance transferred pursuant to scheme of arrangement (refer note 42)	-	(3.72)
Closing Balance	-	-

(ii) Capital Reserve

Particulars	(₹ in Crores)	
	As at March 31, 2023	As at March 31, 2022
Opening Balance	-	7.23
Add: Cancellation of forfeited shares pursuant to scheme of arrangement (refer note 42)	-	0.07
Less: Balance transferred pursuant to scheme of arrangement (refer note 42)	-	(7.30)
Closing Balance	-	-

(iii) General Reserve

Particulars	(₹ in Crores)	
	As at March 31, 2023	As at March 31, 2022
Opening Balance	-	122.04
Add : Transferred from Molasses Storage Fund	0.20	-
Less: Balance transferred pursuant to scheme of arrangement (refer note 42)	-	(122.04)
Closing Balance	0.20	-

Notes forming part of the Standalone Financial Statements for the year ended March 31, 2023

Note 18: Other Equity (contd.)

(iv) Securities Premium Reserve

Particulars	(₹ in Crores)	
	As at March 31, 2023	As at March 31, 2022
Opening Balance	-	379.94
Less: Balance transferred pursuant to scheme of arrangement (refer note 42)	-	(379.94)
Closing Balance	-	-

(v) Storage fund/reserve for molasses

Particulars	(₹ in Crores)	
	As at March 31, 2023	As at March 31, 2022
Opening Balance	1.89	2.11
Add: Molasses fund created during the year	0.33	0.34
Less: Transferred to General Reserve	(0.20)	(0.56)
Closing Balance	2.02	1.89

(vi) Retained Earnings

Particulars	(₹ in Crores)	
	As at March 31, 2023	As at March 31, 2022
Opening Balance	819.57	982.60
Add: Profit for the year	150.30	146.95
Add: Transfer/ Adjustments from other Reserves	3.13	0.81
Less: Appropriations		
i) Interim dividend inclusive of dividend distribution tax if any	-	(39.83)
ii) Demerger expenses pursuant to the scheme of arrangement	-	(3.00)
iii) Cancellation of investment pursuant to scheme of arrangement	-	(0.01)
iv) Balance transferred pursuant to scheme of arrangement (refer note 42)	-	(267.95)
Closing Balance	973.00	819.57

B. Other Reserves

(i) Remeasurement of post employment benefit obligation

Particulars	(₹ in Crores)	
	As at March 31, 2023	As at March 31, 2022
Opening Balance	(3.77)	(4.11)
Add: Addition during the year	(0.49)	0.34
Less: Utilised during the year	-	-
Closing Balance	(4.26)	(3.77)

(ii) FVOCI Equity Reserve

Particulars	(₹ in Crores)	
	As at March 31, 2023	As at March 31, 2022
Opening Balance	4.41	1.93
Add: Addition during the year	0.25	2.48
Less: transfer to Retained Earning on sale of equity instruments	(3.13)	-
Closing Balance	1.53	4.41



Notes forming part of the Standalone Financial Statements for the year ended March 31, 2023

Note 18: Other Equity (contd.)

(iii) FVOCI Cash flow hedge reserve

Particulars	(₹ in Crores)	
	As at March 31, 2023	As at March 31, 2022
Opening Balance	-	0.98
Add: Addition during the year	(0.02)	-
Less: Reclassify to Profit & Loss	-	(0.73)
Less: Transferred to retained earning	-	(0.25)
Closing Balance	(0.02)	-

Note 18 (ii): Nature and purpose of reserves

A. Reserves and Surplus

(i) Capital Redemption Reserve

Capital redemption reserve was created against the redemption of cumulative preference shares.

(ii) Capital Reserve

Capital reserve was created against amalgamation.

(iii) General Reserve

This represents appropriation of profit after tax by the Company.

(iv) Securities Premium

Securities premium is used to record the premium on issue of securities. The reserve is utilised in accordance with the provision of the Companies Act, 2013.

(v) Storage fund/reserve for molasses

The storage fund for molasses has been created to meet the cost of construction of molasses storage tank as required under Uttar Pradesh Sheera Niyantran (Sansodhan) Adesh, 1974.

(vi) Retained Earnings

This comprise the Company's undistributed profit after tax.

B. Other reserves

(ii) FVOCI Equity Investment

The Company has elected to recognise changes in fair value of certain investments in equity securities through OCI as Other Reserves. The Company transfers amount from this reserves to retained earnings when the relevant investment is sold and realised.

(iii) FVOCI Cash flow hedge reserve

The cash flow hedge reserve represents the cumulative effective portion of gain or losses arising on changes in fair value of designated portion of hedging instruments entered into for cash flow hedges. Such gains or losses will be reclassified to statement of profit and loss in the period in which the underlying hedge transaction occurs.

Notes forming part of the Standalone Financial Statements for the year ended March 31, 2023

Note 19: Financial Liabilities - Borrowings

Note 19 (i): Non- Current borrowings

Particulars	(₹ in Crores)	
	As at March 31, 2023	As at March 31, 2022
I. Secured Borrowings		
a. Term Loans		
i. From Banks	177.08	126.06
ii. From Sugar Development Fund	8.34	19.81
II. Unsecured Borrowings		
a. Term Loans		
From bank	25.00	70.00
b. Deposits from Public		
From related parties	0.15	3.88
From Public	6.48	13.78
Total	217.05	233.53

Note-: For terms and details of security - refer note 19(iii).

Note 19 (ii): Current borrowings

Particulars	(₹ in Crores)	
	As at March 31, 2023	As at March 31, 2022
I. Secured Borrowings		
a. Current maturities of Non current borrowings	50.84	44.35
b. Working capital loans from banks	442.53	586.65
II. Unsecured Borrowings		
a. Current maturities of Non current borrowings	12.44	12.17
b. Deposits from public		
- from related parties	-	1.00
- from others	3.04	1.42
Total	508.85	645.59

Note-: For terms and details of security - refer note 19(iv).

Notes forming part of the Standalone Financial Statements for the year ended March 31, 2023

Note 19(iii): Non-current borrowings-Securities and Terms of repayment

Name of Bank/ Financial Institution	Interest Rate % p.a.	Repayment Frequency	Amount outstanding as at March 31, 2023		Amount outstanding as at March 31, 2022		Number of Instalments Outstanding	Amount of each Instalment	Details of security offered
			Current	Non Current	Current	Non Current			
			(₹ in Crores)						
1) Punjab National Bank Term loan (Soft Loan)	7.50%	N.A	-	-	0.23	-	Instalments Outstanding- Nil	-	Secured by third pari passu charge on block of fixed assets of the Company and personal guarantee of Managing Director
Term loan	7.50%	N.A	-	-	1.50	-	Instalments Outstanding- Nil	-	Secured by first pari passu charge on block of fixed assets of the Company and personal guarantee of Managing Director
Term loan	8.55%	Quarterly	4.73	4.72	4.72	11.03	Instalments Outstanding- 6	1.58	Secured by first pari passu charge on block of fixed assets of the Company and personal guarantee of Managing Director
Term loan	7.50%	N.A	-	-	3.80	-	Instalments Outstanding- Nil	-	Secured by first pari passu charge on block of fixed assets of the Company and personal guarantee of Managing Director
Term loan (Soft Loan)	5.00%	Monthly	17.12	4.67	17.13	23.34	Instalments Outstanding- 14	1.56	Secured by first pari passu charge on block of fixed assets of the Company.
Term Loan	7.65%	Quarterly	2.70	24.30	-	-	Instalments Outstanding- 20	1.35	Secured by first pari passu charge on block of fixed assets of the Company and personal guarantee of Managing Director
Less :- Ind AS Impact			(0.57)	(0.03)	(1.22)	(0.60)			
Sub-Total			23.98	33.66	26.16	33.77			

Notes forming part of the Standalone Financial Statements for the year ended March 31, 2023

Note 19(iii): Non-current borrowings-Securities and Terms of repayment (contd.)

Name of Bank/ Financial Institution	Interest Rate % p.a.	Repayment Frequency	Amount outstanding as at March 31, 2023		Amount outstanding as at March 31, 2022		Number of Instalments Outstanding	Amount of each Instalment	Details of security offered
			Current	Non Current	Current	Non Current			
2) UCO Bank	8.35%	Quarterly	-	42.50	-	64.00	Instalments Outstanding- 8	₹5,375 except last four instalment of ₹5.25	Secured by subservient charge over land and building, plant & machinery and other immovable and movable fixed assets of the Company and present and future and personal guarantee of Managing Director.
3) HDFC Bank	8.05%	Quarterly	5.14	82.91	-	-	Instalments Outstanding- 20	4.40 Each instalment amount is based on each tenure of disbursement amount. Also loan is not fully disbursed till now.	Secured by exclusive charge by way of hypothacating all present and future movable fixed assets of the project (130 KLPD Ethanol Plant at Dhampur Unit) including Plant & Machinery, spares, intangible assets etc, exclusive charge on all immovable properties pertaining & specific project created out of this loan along with personal guarantee of Managing Director.
4) ICICI Bank	8.63%	Quarterly	10.28	18.01	7.71	28.29	Instalments Outstanding- 11	2.57	Secured by residual charge over current assets and movable fixed assets of the Company present and future and personal guarantee of Managing Director
5) Government of India, SDF Loan - Rajpura Unit, Cogen	4.75%	Half yearly	7.14	3.57	7.13	10.71	Instalments Outstanding- 3	3.57	Secured by first pari passu charge over the movable and immovable properties of Rajpura unit.

Notes forming part of the Standalone Financial Statements for the year ended March 31, 2023

Note 19(iii): Non-current borrowings-Securities and Terms of repayment (contd.)

Name of Bank/ Financial Institution	Interest Rate % p.a.	Repayment Frequency	Amount outstanding as at		Amount outstanding as at		Number of Instalments Outstanding	Amount of each Instalment	Details of security offered
			March 31, 2023		March 31, 2022				
			Current	Non Current	Current	Non Current			
SDF Loan- Rajpura Unit, Sugar	4.75%	Half yearly	0.94	3.29	0.47	4.23	Instalments Outstanding- 9	0.47	Secured by first pari passu charge over the movable and immovable properties of Rajpura unit.
SDF Loan- Dhampur Unit, Sugar	3.40%	Half yearly	3.84	1.92	3.84	5.76	Instalments Outstanding- 3	1.92	Secured by first pari passu charge over the movable and immovable properties of Dhampur Unit.
Less :- Ind AS Impact			(0.48)	(0.44)	(0.96)	(0.89)			
Sub-Total			11.44	8.34	10.48	19.81			
6) Unsecured Loans from Bank and Inter Corporate Deposit									
Kookmin Bank	7.30%	N.A	-	-	-	70.00	Instalments Outstanding- Nil	-	Personal Guarantee of Managing Director
Unsecured Loan from Bank- KEB Hana Bank	7.70%	One Time	-	25.00	-	-	Instalments Outstanding-1	25.00	Personal Guarantee of Managing Director
Sub-Total			-	25.00	-	70.00			
7) Unsecured Deposits from Public									
Deposits from related parties	7.50% & 9.50%		2.93	0.15	5.34	3.88	On different due dates	-	Unsecured
Deposits from Public	7.50% & 9.50%		9.51	6.48	6.83	13.78	On different due dates	-	Unsecured
Sub-Total			12.44	6.63	12.17	17.66			
Total			63.28	217.05	56.52	233.53			

Notes forming part of the Standalone Financial Statements for the year ended March 31, 2023

Note 19(iv): Current borrowings-Securities and Terms of repayment

				(₹ in Crores)	
Name of Bank/ Financial Institution	Interest Rate % p.a.	Repayment Periodicity	Amount outstanding as at March 31, 2023	Amount outstanding as at March 31, 2022	Details of Security
1) Punjab National Bank					
Cash Credit Limit	8.35%	NA	100.64	452.53	Secured by
Working Capital Loans	7.95%	3 Months	250.00	-	- first pari passu charge by way of pledge of stocks of sugar both present and future. - first pari passu charge and hypothecation of molasses, bagasse, general stores, chemicals unit finished goods/raw material, co-generation unit raw material, book debts etc. both present and future of the Company. - third pari passu charge on the block of fixed assets/immovable properties of the Company - personal guarantee of the Managing Director of the Company
2) District Co-operative Banks					
Working Capital Loans	8.35%	NA	84.93	95.97	Secured by - first pari passu charge by way of pledge of stocks of sugar both present and future. - the personal guarantee of the Managing Director of the Company.
3) Prathma U P Gramin Bank					
Working Capital Loans	7.50%	NA	6.96	5.95	Secured by - first pari passu charge by way of pledge of stocks of sugar both present and future. - third pari passu charge on the block of fixed assets , both present and future, of the Company - by personal guarantee of Managing Director of the Company.

Notes forming part of the Standalone Financial Statements for the year ended March 31, 2023

Note 19(iv): Current borrowings-Securities and Terms of repayment (contd.)

				(₹ in Crores)	
Name of Bank/ Financial Institution	Interest Rate % p.a.	Repayment Periodicity	Amount outstanding as at March 31, 2023	Amount outstanding as at March 31, 2022	Details of Security
4) State Bank of India Working Capital Loan	7.50%	NA	-	32.20	The facility has been repaid in full (Previous Year:- first pari passu charge by way of pledge of stocks of sugar both present and future, third pari passu charge on the block of fixed assets, both present and future, of the company and by the personal guarantee of the promoter(s)/director(s)- of the company.
5) ICICI Bank Working Capital Loans	7.45%	NA	-	-	Secured by: - pledge of stocks of sugar both present and future on pari passu basis with other banks. - hypothecation of molasses, bagasse, general stores both present and future on pari passu basis of the Company. - first pari passu charge on the current assets of the Company. - third pari passu charge on the land and buildings of the Company. - personal guarantee of Managing Director of the Company.
6) Unsecured Deposits from Public					
Deposits from related parties	7.50% & 9.50%	On different due dates	-	1.00	Unsecured
Deposits from Public	7.50% & 9.50%	On different due dates	3.04	1.42	Unsecured
Total			445.57	589.07	

Notes forming part of the Standalone Financial Statements for the year ended March 31, 2023

Note 20: Other Current Financial Liabilities

Particulars	(₹ in Crores)	
	As at March 31, 2023	As at March 31, 2022
Carried at amortised cost		
Interest accrued but not due on borrowings	4.09	5.04
Interest accrued and due on borrowings*	0.01	0.01
Interest accrued on MSME	0.14	0.14
Unclaimed matured deposits and interest accrued thereon	-	#
Provision for CSR	8.30	5.95
Provision for expenses	18.81	14.47
Employee benefits	8.21	5.30
Security deposits	3.74	3.26
Unpaid dividend	1.00	40.84
Other payables	0.06	0.05
Carried at fair value through other comprehensive income		
Derivative Liabilities	0.03	-
Total	44.39	75.06

* Includes interest debited by banks on loans at the close of business hours as at year end i.e. March 31 which has been repaid by the Company on next working day.

₹44,000 as at March 31, 2022

Note 21: Provisions

Note 21 (i): Non Current provision

Particulars	(₹ in Crores)	
	As at March 31, 2023	As at March 31, 2022
Provision for employee benefits		
Gratuity (refer note 45)	15.55	15.32
Total	15.55	15.32

Note 21 (ii): Current provision

Particulars	(₹ in Crores)	
	As at March 31, 2023	As at March 31, 2022
Provision for employee benefits		
Gratuity (refer note 45)	2.70	1.82
Others	3.81	3.40
Total	6.51	5.22

Note 22: Deferred Tax Asset/Liability

Particulars	(₹ in Crores)	
	As at March 31, 2023	As at March 31, 2022
Deferred tax asset :		
- On account of difference in the tax base value and carrying amount of Investments	(0.17)	(0.50)
- On account of temporary differences on allowability of expenses for tax purposes	5.92	6.75
- MAT credit entitlement	47.92	78.49
	53.67	84.74



Notes forming part of the Standalone Financial Statements for the year ended March 31, 2023

Note 22: Deferred Tax Asset/Liability (contd.)

Particulars	₹ in Crores	
	As at March 31, 2023	As at March 31, 2022
Deferred tax liability :		
- On account of difference in the tax base value and carrying amount of PPE	110.09	111.83
- On account of difference in the tax base value and carrying amount of land	1.07	2.96
	111.16	114.79
Net deferred tax assets/(liabilities)	(57.49)	(30.05)

Note 22.1: Movement in deferred tax Liabilities/ deferred tax assets

Particulars	Deferred Tax Assets			Deferred Tax Liability		Total
	Investment	Other Items	MAT credit entitlement	Land	Property, plant & equipments	
At April 01, 2021	5.94	8.60	155.36	(10.42)	(190.68)	(31.20)
Transfer pursuant to Scheme of Arrangement (refer note 42)	(6.12)	-	(63.71)	5.66	88.76	24.59
Balance as at April 1, 2021	(0.18)	8.60	91.65	(4.76)	(101.92)	(6.61)
(Charged)/credited: -						
- to profit & loss	-	(1.78)	(13.16)	1.80	(9.91)	(23.05)
- to other comprehensive income	(0.32)	0.27	-	-	-	(0.05)
- reversal of deferred tax on last year other comprehensive income	-	(0.34)	-	-	-	(0.34)
At March 31, 2022	(0.50)	6.75	78.49	(2.96)	(111.83)	(30.05)
Balance as at April 1, 2022	(0.50)	6.75	78.49	(2.96)	(111.83)	(30.05)
(Charged)/credited: -						
- to profit & loss	0.36	(1.11)	(30.57)	1.89	1.74	(27.69)
- to other comprehensive income	(0.03)	0.28	-	-	-	0.25
- Reversal of deferred tax on last year other comprehensive income	-	-	-	-	-	-
At March 31, 2023	(0.17)	5.92	47.92	(1.07)	(110.09)	(57.49)

Note 23: Other Liabilities

Note 23 (i): Non Current Liabilities

Particulars	₹ in Crores	
	As at March 31, 2023	As at March 31, 2022
Deferred Government Grants (refer note no. 39)	0.48	1.60
Total	0.48	1.60

Notes forming part of the Standalone Financial Statements for the year ended March 31, 2023

Note 23: Other Liabilities (contd.)

Note 23 (ii): Current Liabilities

Particulars	(₹ in Crores)	
	As at March 31, 2023	As at March 31, 2022
Deferred Government Grants (refer note no. 39)	1.05	2.08
Advance from customers	4.69	5.40
Statutory dues payable	20.95	15.70
Others	0.05	8.01
Total	26.74	31.19

Note 24: Trade payables

Particulars	(₹ in Crores)	
	As at March 31, 2023	As at March 31, 2022
Trade payables		
(i) Total outstanding dues of micro enterprises and small enterprises	4.67	2.74
(ii) Trade payable other than (i) above	176.46	228.69
Total	181.13	231.43

Note 24.1: Disclosures as required under the Micro, Small and Medium Enterprises Development Act, 2006

Particulars	(₹ in Crores)	
	As at March 31, 2023	As at March 31, 2022
a) The principal amount remaining unpaid to suppliers as at the end of accounting year	4.67	2.74
b) The interest due thereon remaining unpaid to suppliers as at the end of accounting year	0.14	0.14
c) The amount of interest paid by the Company in terms of Section 16, along with the amount of payments made to the micro and small enterprise beyond the appointed date during the period	-	-
d) The amount of interest due and payable for the period of delay in making payment which have been paid but beyond the appointed day during the period but without adding the interest specified under this Act.	-	-
e) The amount of interest accrued during the year and remaining unpaid at the end of the accounting year	-	-
f) The amount of further interest remaining due and payable even in succeeding years	0.14	0.14

The above mentioned outstandings are in normal course of business and the information regarding micro and small enterprises have been determined to the extent such parties have been identified on the basis of information available with the Company.

Notes forming part of the Standalone Financial Statements for the year ended March 31, 2023

Note 24: Trade payables (contd.)

Note 24.2: Trade Payable Ageing Schedule

As at March 31, 2023

Particulars	Amount outstanding for following periods from due date of payment					Total
	Not due	Less than 1 Year	1 Year to 2 Year	2 Years to 3 years	More than 3 years	
Undisputed dues						
(i) MSME	4.67	-	-	-	-	4.67
(ii) Others	101.17	68.87	2.17	1.99	2.26	176.46
Disputed dues						
(i) MSME	-	-	-	-	-	-
(ii) Others	-	-	-	-	-	-
Total	105.84	68.87	2.17	1.99	2.26	181.13

As at March 31, 2022

Particulars	Amount outstanding for following periods from due date of payment					Total
	Not due	Less than 1 Year	1 Year to 2 Year	2 Years to 3 years	More than 3 years	
Undisputed dues						
(i) MSME	2.74	-	-	-	-	2.74
(ii) Others	70.59	149.68	3.22	1.77	3.43	228.69
Disputed dues						
(i) MSME	-	-	-	-	-	-
(ii) Others	-	-	-	-	-	-
Total	73.33	149.68	3.22	1.77	3.43	231.43

Note 25: Current tax assets/(liabilities)

Particulars	As at	As at
	March 31, 2023	March 31, 2022
Advance tax paid	37.98	33.50
Less : 'Provision for tax	(36.68)	(34.24)
Total	1.30	(0.74)

Note 26: Revenue From operations

Particulars	For the Year ended	For the Year ended
	March 31, 2023	March 31, 2022
(i) Sale of Products:		
a) Manufactured goods		
Sugar	1,348.62	1,075.06
Chemicals	302.40	277.65
Ethanol	579.88	427.11
Potable Sprits	463.88	290.67
Power	63.05	67.48
Others	14.75	9.69
b) Traded goods		
Others	22.20	24.36
Sub-Total (i)	2,794.78	2,172.02

Notes forming part of the Standalone Financial Statements for the year ended March 31, 2023

Note 26: Revenue From operations (contd.)

Particulars	(₹ in Crores)	
	For the Year ended March 31, 2023	For the Year ended March 31, 2022
(ii) Other Operating Revenue		
Scrap sale	7.44	3.32
Sale of Other Support Services	17.27	-
Insurance claim received	3.69	0.08
Subsidy from Government (refer note no 39)	-	20.19
Fair value gain on re-measurement of biological assets through profit or loss*	1.51	1.45
Duty drawback	0.04	0.30
Miscellaneous income	1.22	0.80
Sub-Total (ii)	31.17	26.14
Total (i+ii)	2,825.95	2,198.16

* Net off fair value of self consumed sugar cane of ₹1.96 crore (Previous Year ₹1.58 crore)

Note 26 (i): Disaggregation of Revenue

Disaggregated revenue information have been given along with segment information [Refer Note No. 44].

Note 27: Other income

Particulars	(₹ in Crores)	
	For the Year ended March 31, 2023	For the Year ended March 31, 2022
Interest Income		
- from financial assets carried at amortized cost	0.14	0.09
- from banks and others	2.23	1.44
Dividend income	0.04	0.04
Liabilities/ Provisions no longer required written back	6.94	0.21
Other non-operating income		
Income from rent	0.76	1.31
Profit on sales of fixed assets	0.21	1.33
Income from REC (net of expenses)	4.29	5.09
Miscellaneous Income	0.19	0.25
Foreign exchange Gain	-	0.79
Total	14.80	10.55

Note 28: Cost of materials consumed

Particulars	(₹ in Crores)	
	For the Year ended March 31, 2023	For the Year ended March 31, 2022
Cost of material consumed		
- Sugar cane *	1,418.32	1,336.09
- Molasses	2.67	10.76
- Bagasse and other fuel	10.11	4.70
- Chemicals and others	260.38	249.00
Total	1,691.48	1,600.55

* excludes fair value of self consumed sugar cane of ₹1.96 crore (Previous Year ₹1.58 crore)

Notes forming part of the Standalone Financial Statements for the year ended March 31, 2023

Note 29: Excise Duty on sale of goods

Particulars	(₹ in Crores)	
	For the Year ended March 31, 2023	For the Year ended March 31, 2022
Excise duty on sale of goods	414.26	258.93
Total	414.26	258.93

Note 30: Purchase of goods for resale

Particulars	(₹ in Crores)	
	For the Year ended March 31, 2023	For the Year ended March 31, 2022
Purchase of goods for resale	21.37	24.21
Total	21.37	24.21

Note 31: Changes in inventories of finished goods, work in progress and stock in trade

Particulars	(₹ in Crores)	
	For the Year ended March 31, 2023	For the Year ended March 31, 2022
Closing Stock: :		
Finished goods	614.49	748.09
Work-in-progress	12.53	12.75
Stock-in-trade	0.66	0.92
Total (a)	627.68	761.76
Opening Stock :		
Finished stock	748.09	1,197.21
Work-in-progress	12.75	25.03
Stock-in-trade	0.92	0.55
Balance transferred pursuant to scheme of arrangement		(700.68)
Total (b)	761.76	522.11
Related to discontinued operations under the scheme of arrangement	-	-
Net(Increase)/Decrease in stock (b-a)	134.08	(239.65)

Note 32: Employees benefits expense

Particulars	(₹ in Crores)	
	For the Year ended March 31, 2023	For the Year ended March 31, 2022
Salaries and wages*	75.26	69.99
Contribution to Provident & other funds	5.93	5.37
Gratuity	2.21	2.11
Voluntary retirement compensation	0.03	0.10
Workmen & staff welfare expenses	0.63	0.59
Total	84.06	78.16

* includes Directors and KMP Remunerations (excluding director's perquisites of ₹0.44 Crores and In PY ₹0.78 Crores) of ₹13.53 Crores (Previous Year ₹17.59 Crores)

Notes forming part of the Standalone Financial Statements for the year ended March 31, 2023

Note 33: Finance costs

Particulars	(₹ in Crores)	
	For the Year ended March 31, 2023	For the Year ended March 31, 2022
Interest expenses on financial liabilities measured at amortize cost	43.63	44.55
Interest on lease liabilities	0.74	0.65
Other borrowing cost	2.96	5.73
	47.33	50.93
Less : Interest and other borrowing cost capitalized during the year	1.57	-
Less : Interest subsidy	1.92	0.77
Total	43.84	50.16

Note 34: Depreciation and amortisation expenses

Particulars	(₹ in Crores)	
	For the Year ended March 31, 2023	For the Year ended March 31, 2022
Depreciation of property, plant and equipment (refer note no.4)	47.40	47.41
Depreciation of right of use assets (refer note no. 5)	4.26	2.48
Amortisation of intangible assets (refer note no.7)	0.42	0.40
Total	52.08	50.29

Note 35: Other expense

Particulars	(₹ in Crores)	
	For the Year ended March 31, 2023	For the Year ended March 31, 2022
Consumption of stores, spares & other manufacturing expenses	49.74	37.94
Power and fuel	2.27	2.57
Packing material expenses	37.33	28.52
Selling Expenses :		
- Commission to selling agents	3.03	2.32
- Other selling expenses	18.15	33.98
Repair & Maintenance :		
- Plant & machinery	21.34	20.91
- Building	1.01	2.32
- Others	2.01	1.97
Short term leases (Refer Note 2(xiii))	0.71	3.58
Rates and taxes	11.11	6.46
Charity and donations	0.07	3.64
Insurance	3.44	2.96
Transfer to storage fund for molasses	0.33	0.34
Consultancy/Retainership/Professional Fees	1.46	3.64
Payment to auditors (refer note 35.1)	0.48	0.23
CSR Expenses (refer note 43)	5.09	5.97
Cane development expenses	1.34	1.38
Expenditure on crop	1.83	1.47
Balance written-off	0.04	3.25
Bad debts	-	0.33
Director sitting fees	0.08	0.14
Loss on sale of fixed/discarded assets	4.21	0.15
Denaturation of SDS	-	0.09



Notes forming part of the Standalone Financial Statements for the year ended March 31, 2023

Note 35: Other expense (contd.)

Particulars	For the Year ended March 31, 2023		For the Year ended March 31, 2022	
Foreign exchange difference	1.39		0.49	
Miscellaneous expenses	18.02		16.91	
Total	184.48		181.56	

Note 35.1

Particulars	For the Year ended March 31, 2023		For the Year ended March 31, 2022	
- Audit fees	0.22		0.15	
- Tax Audit	0.05		0.05	
- Other services	0.18		0.02	
- Reimbursement of expenses	0.03		0.01	
Total	0.48		0.23	

Note 36: Tax expense

Note 36(i): Income Tax Expenses

Particulars	For the Year ended March 31, 2023		For the Year ended March 31, 2022	
Current Tax	37.11		34.50	
Deferred Tax	27.69		23.05	
Tax expenses of operation in statement of profit and loss	64.80		57.55	

Note 36(ii): Reconciliation of tax expense and accounting profit multiplied by India's tax rate:

Particulars	For the Year ended March 31, 2023		For the Year ended March 31, 2022	
Profit before tax	215.10		204.50	
Applicable tax rate	34.94%		34.94%	
Computed tax expenses	75.16		71.46	
Adjustments :				
Income exempt from tax purposes	(0.23)		(0.24)	
Expenses not allowed for tax purposes	1.65		2.48	
Additional allowances for tax purposes	(1.53)		(1.82)	
Deferred tax on non-depreciable assets and investment (Net)	(0.33)		0.32	
Deduction u/s 80IA of Income Tax Act in respect of power undertaking	(8.17)		(26.61)	
Tax adjustment for previous year	0.43		(1.83)	
Others	(2.18)		13.79	
Total Tax Expenses recognised in Statement of Profit and Loss	64.80		57.55	
Effective Tax Rate	30.13%		28.14%	

Note 36 (iii)

Pursuant to Taxation Law (Amendment) Ordinance, 2019 (Ordinance), the domestic companies have option to pay corporate income tax @ 22% plus applicable surcharge and cess (New Tax Rate) subject to certain conditions w.e.f. financial year commencing from April 1, 2019 and thereafter. As at the year end, the Company has made an re-assessment of the impact of the Ordinance and decided to continue with the existing tax structure until utilization of accumulated minimum alternative tax (MAT) credits.

Notes forming part of the Standalone Financial Statements for the year ended March 31, 2023

Note 37: 'Earnings per Share (EPS)

		(₹ in Crores)	
Particulars	Details	As at March 31, 2023	As at March 31, 2022
i) Net Profit/ Loss(-) available to Equity Shareholders (Used as numerator for calculating EPS)	₹ in Crores	150.30	146.95
ii) Weighted average No. of Equity Shares outstanding during the period:			
- for Basic EPS	No.	6,63,87,590	6,63,87,590
- for Diluted EPS	No.	6,63,87,590	6,63,87,590
(Used as denominator for calculating EPS)			
iii) Earning per Share			
- Basic	₹	22.64	22.13
- Diluted	₹	22.64	22.13
(Equity Share of Face value of ₹10 each)			

Note 38: Contingent Liabilities and Commitments

I. Contingent Liabilities (not provided for in respect of):

		(₹ in Crores)	
Particulars		As at March 31, 2023	As at March 31, 2022
i) Demands being disputed by the Company :			
a) Excise duty and Service Tax demands		18.87	13.50
b) Trade Tax and Entry Tax demands		1.90	2.29
c) Other demands		1.85	1.92
d) Estimated amount of interest on above [^]		27.17	27.17
ii) Claims against the Company not acknowledged as debts :			
a) Statutory liability being disputed by authorities			
b) Income Tax demand on processing of TDS Returns*		0.90	0.90
c) Other Liabilities		0.01	-
d) In respect of some pending cases of employees and others#		-	-
		Amount not ascertainable	Amount not ascertainable

[^] These are estimated figures in respect of the matters in (i) (a to c) above, and future cash outflows are determinable only on receipt of judgements/decisions pending at various forums/authorities and subject to the demand of interest and possible waivers granted by the respective authorities.

* The Company has initiated steps for revising the TDS forms to remove various defects due to which demands were raised by authorities and is confident that the demand will be substantially reduced after these rectification.

The amount shown above represents the best possible estimates arrived at, on the basis of available information. The uncertainties and timing of the cash flows are dependent on the outcome of the different legal processes which has been invoked by the Company or the claimants as the case may be, therefore it cannot be estimated accurately. The Company does not expect any reimbursement in respect of the above contingent liabilities.

II Capital Commitments

		(₹ in Crores)	
Particulars		As at March 31, 2023	As at March 31, 2022
Estimated amount of contracts remaining to be executed on capital account and not provided		6.74	63.73



Notes forming part of the Standalone Financial Statements for the year ended March 31, 2023

Note 38: Contingent Liabilities and Commitments (contd.)

III. Other Legal Matters

- i) Honourable Allahabad High Court in the case of PIL Rastriya Kisan Mazdoor Sangathan v/s State of U.P. passed a final order on March 09, 2017 directing the Cane Commissioner to decide afresh the issue as to whether the Sugar Mills are entitled for waiver of interest on the delayed payment of the price of sugarcane for the seasons 2012-13, 2013-14 and 2014-15 under the provisions of Section 17(3) of the U.P. Sugarcane (Regulations of Supply and Purchase) Act, 1953 (in short 'the Act'). The matter is yet to be finalised and pending before Supreme Court in SLP filed by the RKMS. Based on the legal review of the facts of this case, possibility of liability crystalizing is remote and hence no provision is considered necessary.
- ii) Cane Societies are in dispute with the State Government of Uttar Pradesh with regard to a retrospective partial waiver of society commission payable by the sugar mills for the crushing seasons 2012-13, 2014-15 and 2015-16. The company was the beneficiary of such a waiver. The matter is yet to be finalised and is pending before Supreme Court in SLP filed by the Association.
- iii) Hon'ble National Green Tribunal (NGT) vide its order dated September 1, 2021 imposed an environmental compensation of ₹20 crores i.e. ₹5 Crores each on Dhampur Sugar and Distillery units of the Company and Asmoli Distillery and Meerganj Unit, since demerged into Dhampur Bio Organics Limited and constituted a committee to assess the damage caused, if any, to the environment. Management believes that while imposing the environmental compensation there was no evidence on record before NGT about the damage caused to the Environment. The said order of NGT was challenged by the Company before Hon'ble Supreme Court wherein stay has been granted in the matter. The report of the Committee has been filed with Hon'ble Supreme Court. The matter is at stage of final hearing.

Note 39: Government Grants

The Company is eligible to receive various grants/ financial assistance as per the schemes announced by Central and UP State Government for Sugar Industry. The Company has recognized these Government grants in the following manners:

			(₹ in Crores)	
S. No.	Particulars	Treatment in Accounts	As at March 31, 2023	As at March 31, 2022
1	Revenue related Government grants:			
a)	MAEQ Subsidy 2020-21 from Central Government (Refer footnote a)	Shown as separate line items "Government grant" under other operating income	-	20.19
b)	Interest subvention claim under Distillery Expansion Loan (Refer note b)	Deducted from finance cost	0.51	0.77
c)	Interest subvention claim under Distillery Expansion Loan (Refer note c)	Deducted from finance cost	1.41	-
2	Deferred Government grants:			
i	Deferred income relating to term loans on concessional rate from Sugar Development Fund	Deducted from finance cost	0.81	1.39
ii	Deferred income relating to term loans on concessional rate (Refer note d)	Deducted from finance cost	1.35	1.84

Sub Notes :

- a) The Central Government notified a scheme for providing assistance to sugar mills on export of sugar covering expenses on marketing costs including handling, upgrading and other processing costs and costs of international and internal transport and freight charges on export of sugar with a view to facilitate export of sugar thereby improving the liquidity position of sugar mills enabling them to clear cane price dues of farmers.

Pursuant to notification 1(6/2020-S.P.-I dated 29th December 2020, assistance @ Rs 6,000 per MT on export of sugar limited to MAEQ (Maximum Admissible Export Quantity) determined by the Central Government for such

Notes forming part of the Standalone Financial Statements for the year ended March 31, 2023

Note 39: Government Grants (contd.)

mills for the sugar season 2020-21 either themselves or through a merchant exporter. Till March 31, 2022, the Company has complied with all the conditions as stated in the scheme and the same has been received in full till March 31, 2022.

- b) The Central Government, vide its Notification No. 1(10)/2018-SP-I dated July 19, 2018, notified a Scheme with a view to increase production of ethanol by enhancing the number of working days of existing distillery in a year by installation new Incineration boilers or by adoption any other matter approved by Central Pollution Control Board (CPCB) for Zero Liquid Discharge (ZLD) in a distillery. Every Sugar Mill which fulfils the conditions stipulated in the scheme will be eligible for the interest subvention @ 6% per annum or 50% of the rate of interest charged by bank, whichever is lower, on the loans to be extended by banks, shall be borne by Central Government for five years.

Till March 31, 2023, the Company has complied with all the conditions as stated in the scheme and submitted the claim for interest subvention. Accordingly, interest subvention accrued under the Scheme till March 31, 2023 by Rs. 3.84 crores and out of which Rs. 2.31 crore has been received till March 31, 2023.

- c) The Central Government vide it's notification on April 22, 2022, notified a scheme for extending financial assistance to Project proponents for enhancement of their distillery capacity or to set up distillery for producing 1st Generation (1G) ethanol from feed stocks such as cereals (rice, wheat, barley, corn & sorghum), sugarcane, sugar beet etc. Sugar Mill which fulfils the conditions stipulated in the scheme is eligible for the interest subvention @ 6% per annum or 50% of the rate of interest charged by bank, whichever is lower, on the loans extended by bank. The Company has complied with all the conditions as stated in the scheme and submitted the claim of Rs. 1.41 crores for interest subvention accrued till March 31, 2023.
- d) The State Government, with a view to improve the liquidity position of private sector sugar mills of the State enabling them to clear the cane price arrears of crushing seasons 2016-17 and 2017-18 and timely settlement of cane price as per State Advised Price (SAP) fixed by the State Government, to the sugarcane farmers, has notified the scheme, namely "Scheme for Extending Financial Assistance to Sugar Undertakings-2018" vide notification No.: 15 /2018/1719/46-3-18-3 (36-A) / 2018 dated October 16, 2018. The Company had availed the term loan in the F.Y 2018-19 under the Scheme, wherein, the government grant has been received in form of Subsidized rate of interest.
- e) The Company was eligible for various incentives under U.P. Sugar Incentive Promotion Policy, 2004 (the scheme) which was subsequently withdrawn by the State Government. Petition filed by the Company, The Hon'ble Allahabad High Court vide order dated February 12, 2019 has set aside and quashed the policy withdrawal order and directed the State government to give the benefits under the scheme after examination of incentive claims filed by the respective units. The Company is in the process of filing its claim under the "Scheme".

Note 40: Disclosures as required by the Listing Agreement

Loans and Advances given to Subsidiary Companies:

(₹ in Crores)

Name of the Company	Amount Outstanding as at		Maximum Principal Amount Outstanding during the year (excluding interest accrued)	
	As at March 31, 2023	As at March 31, 2022	For Year ended March 31, 2023	For Year ended March 31, 2022
E-Haat Limited	-	0.60	0.60	0.60
DETS Limited	-	1.70	1.70	1.70



Notes forming part of the Standalone Financial Statements for the year ended March 31, 2023

Note 41: Related Party Disclosures:

A. List of Related Parties with whom transactions have taken place and relationships:

I) Enterprises where control exists:		
Subsidiaries -	E-HAAT Limited	
	DETS Limited	
II) Key Management Personnel (KMP)	Mr. Ashok Kumar Goel	Chairman (w.e.f. May 04, 2022) (Vice Chairman upto May 03, 2022)
	Mr. Gaurav Goel	Managing Director
	Mr. Anant Pande	Chief Executive Officer and Director (w.e.f. July 01, 2022)
	Mr. Anuj Khanna	Independent Director
	Mr. M. P. Mehrotra	Independent Director
	Ms. Pallavi Khandelwal	Independent Director (w.e.f. July 27, 2022)
	Mr. Satpal Arora	Independent Director
	Mr. Yashwardhan Poddar	Independent Director
	Mr. Susheel Kumar Mehrotra	Chief Financial Officer
	Ms. Aparna Goel	Company Secretary
Appointed/Ceased to be Key Management Personnel (KMP)	Mr. Akshat Kapoor	Director (w.e.f. May 04, 2022 and ceased w.e.f. July 27, 2022)
Ceased to be Key Management Personnel (KMP)	Mr. Vijay Kumar Goel	Chairman (upto May 04, 2022)
	Mr. Gautam Goel	Managing Director (upto May 04, 2022)
	Mr. Sandeep Sharma	Chief Operating Officer & Director (upto May 04, 2022)
	Mr. Ashwani Kumar Gupta	Independent Director (upto May 04, 2022)
	Ms. Priya Brat	Independent Director (upto September 01, 2021)
	Ms. Nandita Chaturvedi	Independent Director (upto July 27, 2022)
	Mr. Nalin Gupta	Joint Chief Financial Officer (upto May 04, 2022)
III) Relatives of Key Management Personnel (with whom transactions were done during the period)	Mrs. Vinita Goel	(Relative of Mr. Ashok Kumar Goel)
	Mrs. Priyanjali Goel, Ms. Ishira Goel	(Relatives of Mr. Gaurav Goel)
	Mr. Mayank Goel, Master Advay Goel	(Relative of Mrs. Aparna Goel)
	Mrs. Vanita Mehrotra, Ms. Shivani Mehrotra, Mr. Anant Narain Mehrotra	(Relatives of Mr. Susheel Kumar Mehrotra)
	Mrs. Deepa Goel, Ms. Shubra Agarwal	(Relative of Mr. Vijay Kumar Goel) (upto May 04, 2022)
	Mrs. Bindu Vashist Goel	(Relative of Mr. Gautam Goel) (upto May 04, 2022)
	Mrs. Poonam Sharma, Mr. Rahul Sharma, Ms. Sona Sharma	(Relative of Mr. Sandeep Sharma) (upto May 04, 2022)
	Mrs. Namita Gupta	(Relative of Mr. Ashwani Kumar Gupta) (upto May 04, 2022)
	Mrs. Rakhi Gupta, Mr. Sidharth Gupta, Mr. Sanjay Gupta	(Relative of Mr. Nalin Gupta) (upto May 04, 2022)

Notes forming part of the Standalone Financial Statements for the year ended March 31, 2023

Note 41: Related Party Disclosures: (contd.)

IV) Enterprises which have significant influence and also owned or significantly influenced by Key Management Personnel	Goel investments Limited	
	Ujjwal Rural Services Limited	
	Saraswati Properties Limited	
	Sandeep Sharma (HUF)	(upto May 04, 2022)
	Dhampur Sugar Mill Provident Fund Trust	
	Susheel Kumar Mehrotra (HUF)	
	Dhampur Bio Organics Ltd *	
	Venus India Asset-Finance Pvt. Ltd.	

B. Disclosure of transactions between the Company and Related Parties and the status of outstanding balances are as follows:

		(₹ in Crores)	
Particulars		For the Year ended March 31, 2023	For the Year ended March 31, 2022
	Transactions during year ended 31.03.2023		
1	Loans repaid		
	Goel Investment Limited	-	15.00
	Venus India Asset-Finance Pvt. Ltd.	-	20.00
	Total	-	35.00
2	Loans Repayment Received		
	Ehaat Limited	0.60	-
	DETS Limited	1.70	-
	Total	2.30	-
3	Unsecured Deposits Taken (Fixed Deposit)		
	Mr. Ashwani Kumar Gupta	-	0.50
	Mr. Sandeep Sharma	-	0.26
	Sandeep Sharma (HUF)	-	0.21
	Mr. Susheel Kumar Mehrotra	-	0.05
	Susheel Kumar Mehrotra (HUF)	-	0.01
	Relative of KMP	-	0.59
	Total	-	1.62
4	Unsecured Deposits Matured (Fixed Deposit)		
	Mr. Ashok Kumar Goel	1.43	-
	Mr. Aswani Kumar Gupta	0.50	1.00
	Relative of KMP	4.41	0.90
	Total	6.34	1.90
5	Sale/(Purchase) of Goods/Services		
	E-HAAT Limited	164.36	113.87
	DETS Limited	(0.75)	-
	Total	163.61	113.87
6	Rent Paid/(Received)		
	Goel Investment Limited	0.12	0.12
	Saraswati Properties Limited	2.52	2.52
	E-HAAT Limited	(0.07)	(0.03)
	DETS Limited	##	-
	Total	2.57	2.61

Notes forming part of the Standalone Financial Statements for the year ended March 31, 2023

Note 41: Related Party Disclosures: (contd.)

		(₹ in Crores)	
	Particulars	For the Year ended March 31, 2023	For the Year ended March 31, 2022
7	Remuneration & Perquisites		
	Mr. Vijay Kumar Goel	0.14	4.30
	Mr. Ashok Kumar Goel	4.87	4.29
	Mr. Gaurav Goel	4.87	4.29
	Mr. Gautam Goel	0.14	4.22
	Mr. Sandeep Sharma	-	0.14
	Mr. Anant Pande	2.36	-
	Mr. Susheel Kumar Mehrotra	0.95	0.85
	Ms. Aparna Goel	0.19	0.17
	Mr. Akshat Kapoor	0.17	-
	Relative of KMP	0.28	0.11
	Total	13.97	18.37
8	Sitting fees Directors		
	Mr. Anuj Khanna	0.01	0.01
	Mr. M.P Mehrotra	0.03	0.03
	Mrs. Nandita Chaturvedi	##	0.02
	Ms. Pallavi Khandelwal	0.01	-
	Mr. Satpal Kumar Arora	0.02	0.02
	Mr. Yashwardhan Poddar	0.02	0.02
	Mr. Ashwani Kumar Gupta	-	0.03
	Ms. Priya Brat	-	0.02
	Total	0.09	0.15
9	Commission to Independent Directors		
	Ms. Priya Brat	-	0.03
	Mr. Satpal Kumar Arora	0.03	0.03
	Mr. M.P Mehrotra	0.03	0.03
	Mr. Anuj Khanna	0.03	-
	Mr. Yashwardhan Poddar	0.03	0.03
	Mr. Ashwani Kumar Gupta	-	0.03
	Mrs. Nandita Chaturvedi	0.03	0.03
	Total	0.15	0.18
10	Interest expense		
	Mr. Ashok Kumar Goel	0.16	0.15
	Mr. Ashwani Kumar Gupta	0.01	0.06
	Mr. Sandeep Sharma	0.01	0.03
	Sandeep Sharma (HUF)	0.01	0.01
	Mr. Susheel Kumar Mehrotra	##	##
	Susheel Kumar Mehrotra (HUF)	##	##
	Goel Investment Ltd.	-	0.73
	Venus India Asset-Finance Pvt. Ltd.	-	0.97
	Relative of KMP	0.71	0.80
	Total	0.90	2.75
11	Contribution to Defined Contributions Plan		
	Dhampur Sugar Mills Provident Fund Trust	6.86	6.19
	Total	6.86	6.19

Notes forming part of the Standalone Financial Statements for the year ended March 31, 2023

Note 41: Related Party Disclosures: (contd.)

		(₹ in Crores)	
	Particulars	For the Year ended March 31, 2023	For the Year ended March 31, 2022
12	Reimbursement of expenses		
	E-HAAT Limited	2.05	-
	Total	2.05	-

Amount due to/ from Related Parties:

		(₹ in Crores)	
	Particulars	As at March 31, 2023	As at March 31, 2022
1	Deposits from Related Parties		
	Mr. Ashok Kumar Goel	-	1.43
	Mr. Ashwani Kumar Gupta	-	0.50
	Mr. Sandeep Sharma	0.32	0.32
	Mr. Susheel Kumar Mehrotra	0.05	0.05
	Sandeep Sharma (HUF)	0.21	0.21
	Susheel Kumar Mehrotra (HUF)	0.01	0.01
	Relative of KMP	3.29	7.70
	Total	3.88	10.22
2	Unsecured Loans and Advances to related parties		
	E-HAAT Limited	-	0.60
	DETS Limited	-	1.70
	Total	-	2.30
3	Investments		
	E-HAAT Limited	3.77	3.77
	DETS Limited	1.41	1.41
	Total	5.18	5.18
4	Receivables		
	EHAAT Limited	29.29	51.80
	Total	29.29	51.80
5	Payables		
	DETS Limited	0.16	-
	Goel Investment Limited	0.08	0.08
	Saraswati Properties Limited	1.31	3.08
	Dhampur Bio Organics Limited	-	12.02
	Ujjwal Rural Services Limited	-	0.05
	Mr. Ashok Kumar Goel	0.06	0.50
	Mr. Gaurav Goel	0.01	0.09
	Mr. Gautam Goel	-	0.40
	Total	1.62	16.22
6	Security Deposits Receivables		
	Goel Investment Limited	0.50	0.50
	Saraswati Properties Limited	1.05	1.05
	Ujjwal Rural Services Limited	0.05	0.05
	Total	1.60	1.60

C. Terms and Conditions and Settlement

The transactions with the related parties are made on term equivalent to those that prevail in arm's length transactions. The assessment is under taken each financial year through examining the financial position of the



Notes forming part of the Standalone Financial Statements for the year ended March 31, 2023

Note 41: Related Party Disclosures: (contd.)

related party and in the market in which the related party operates. Outstanding balances at the year end are unsecured and settlement occurs in cash.

represents amounts below ₹50,000

* " As per the Scheme of Arrangement between the Company and Dhampur Bio Organics Limited (DBOL), the Asmoli, Mansurpur and Meerganj unit(Demerged Undertaking) has been transferred to DBOL w.e.f April 1, 2021. The company has continued to manage the operation of demerged undertakings during the year, hence the such transfer of demerged undertakings and interse transactions between the company and demerged undertaking pertaining to the operation of the units including intense transfer of goods, employees, funds, reimbursement of expenses etc have not been reported hereinabove"

Note 42: Scheme of Arrangement

Allahabad Bench of the NCLT, through its order dated April 27, 2022 (the "Order"), has approved the Scheme of Arrangement ("the Scheme") between Dhampur Sugar Mills Limited ("Demerged Company") and Dhampur Bio Organics Limited ("Resulting Company"/"The Company") and their respective shareholders and creditors for demerger of manufacturing units of Sugar, chemicals and co-generation of the Demerged company situated at Asmoli, District Sambhal, Mansurpur, district Muzaffarnagar and Meerganj, district Bareilly (Collectively referred to as "Demerged Undertakings") from Demerged Company into Resulting Company with effect from Appointed Date i.e. April 01, 2021. The Scheme became effective on May 03, 2022. The Company has given effect to the Scheme in the financial statements for the year ended March 31, 2022 and has accounted the same as per the pooling of interest method.

Pursuant to the above Order, the difference between the book value of the assets and liabilities transferred to the resulting Company has been debited to the following reserves of the Company on the Appointed date i.e April 01, 2021

(₹ in Crores)

Particulars	Amount debited
(i) Capital Redemption Reserve	3.72
(ii) Capital Reserve	7.30
(iii) General Reserve	122.04
(iv) Securities Premium Reserve	379.94
(v) Retained Earnings	267.95
	780.95

Pursuant to the Scheme, the Company continued to manage the operation of Demerged undertakings in its own name during the year till the date, the requisite permissions/ licences/agreements are not transferred in the name of the Resulting Company. Accordingly, these transactions are not accounted for in the books of the Company but are recorded in the books of the Resulting Company, as prescribed in the Scheme.

Note 43: Corporate Social Responsibility (CSR)

i. Details of Corporate Social Responsibility (CSR) expenditure

(₹ in Crores)

Particulars	For the Year ended March 31, 2023	For the Year ended March 31, 2022
a) As per section 135 of the Companies Act, 2013 read with Schedule VII thereof Gross amount required to be spent by the company	5.09	5.97
b) Amount approved by the board to be spent during the year	5.09	5.97
c) Amount spent during the year :		
(i) Construction/acquisition of any assets	-	-
(ii) On purpose other than (i) above	0.16	0.72
d) Unspent for the year	4.93	5.25

Notes forming part of the Standalone Financial Statements for the year ended March 31, 2023

Note 43: Corporate Social Responsibility (CSR) (contd.)

(₹ in Crores)

Particulars	For the Year ended March 31, 2023	For the Year ended March 31, 2022
e) Total of previous years unspent	3.37	0.70
f) Reason for Unspent	#	#
g) Details of related party transactions:	NIL	NIL

#The projects identified for spending are already under implementation and completion of the project will be done as per the prescribed time.

ii. Movement in Accrual towards unspent obligations/ excess CSR expenditure

(₹ in Crores)

Particulars	As at March 31, 2023	As at March 31, 2022
Opening balance of Unspent amount	5.95	4.90
Accrual towards unspent obligation during the year	4.93	5.25
Amounts spent from accruals	(2.58)	(4.20)
Closing balance of Unspent amount	8.30	5.95

iii. Details of CSR expenditure under Section 135(5) of the Act in respect of other than ongoing projects

(₹ in Crores)

Particulars	As at March 31, 2023	As at March 31, 2022
Opening balance of Unspent amount/ (excess CSR expenditure)	-	-
Amount deposited in Specified Fund of Schedule VII of the Act within 6 months	-	-
Amount required to be spent during the year	0.16	0.72
Amount spent during the year	(0.16)	(0.72)
Closing balance of Unspent amount/ (excess CSR expenditure)	-	-

iv. Details of ongoing projects under 135(6) of the Companies Act, 2013

(₹ in Crores)

Particulars	As at March 31, 2023	As at March 31, 2022
Opening balance		
- With the Company	2.40	4.90
- In separate CSR unspent account	3.55	-
Amount required to be spent during the year	4.93	5.25
Amount spent during the year		
- from the Company accounts	-	-
- from the separate CSR unspent account	(2.58)	(4.20)
Closing balance		
- With the Company	2.73	2.40
- In separate CSR unspent account	5.57	3.55

Note: "The closing balances with the company are transferred to separate unspent CSR account, before April 30 for each year.



Notes forming part of the Standalone Financial Statements for the year ended March 31, 2023

Note 43: Corporate Social Responsibility (CSR) (contd.)

v. The Various heads which the CSR expenditure were incurred in cash is detailed as follows :-

(₹ in Crores)

Particulars	Relevant clause of Schedule VII to the Companies Act, 2013	For the Year ended March 31, 2023	For the Year ended March 31, 2022
(i) Eradicating Hunger and Poverty, Health Care and Sanitation	Clause (i)	0.25	0.85
(ii) Education and Skill Development	Clause (ii)	2.11	3.90
(iii) Empowerment of Women and other Economically Backward Sections	Clause (iii)	-	0.10
(iv) Ensuring environmental sustainability, ecological balance, protection of flora and fauna, animal welfare, agroforestry, conservation of natural resources and maintaining quality of soil, air and water;	Clause (iv)	0.03	0.05
(v) Protection of national heritage, art and culture	Clause (v)	0.03	-
(vi) Sports	Clause (vi)	0.22	0.02
(vii) Rural development projects.	Clause (x)	0.10	-

Note 44: Disclosure required as per Ind AS 108 Operating Segments

a. Identification of Segments

The Company's operating segments are established on the basis of those components of the Company that are evaluated regularly by the Board of Director's (the 'Chief Operating Decision Maker' as defined in Ind AS 108 - 'Operating Segments').

The chief operational decision maker monitors the operating results of its Business Segments separately for the purpose of making decisions about resource allocation and performance assessment. Segment performance is evaluated based on profit or loss and is measured consistently with profit or loss in the financial statements. Operating Segments have been identified by the management and reported taking into account, the nature of products and services, the differing risks and returns, the organization structure, and the internal financial reporting systems.

b. Operating Segments

The Company is organized into six main business segments, namely

- Sugar which consists of manufacture and sale of Sugar and its byproducts,
- Chemicals which consists of manufacture and sale of Ethyl Acetate,
- Ethanol which consists of manufacture and sale of RS, Ethanol, ENA, Industrial alcohol,
- Potable Spirits which consists of manufacture and sale of Country liquor,
- Power which consists of co-generation and sale of power,
- Others which consists of sale of petrol and agricultural products.

No operating segments have been aggregated in arriving at the aforesaid reportable segments of the Company.

c. Geographical segments

The Company is domiciled in India. The amount of revenue from external customers broken down by the location of the customers is shown in the table below.

Notes forming part of the Standalone Financial Statements for the year ended March 31, 2023

Note 44: Disclosure required as per Ind AS 108 Operating Segments (contd.)

d. Segment Accounting Policies:

In addition to the significant accounting policies applicable to the operating segments as set out in note 2, the accounting policies in relation to segment accounting are as under:

Segment revenue and results:

Revenue and expenses directly attributable to segments are reported under each reportable segment.

Other expenses and incomes which are not directly attributable to any business segment are shown as unallocable expenses (net of unallocated income).

Segment assets and liabilities:

Assets and liabilities that are directly attributable or allocable to segments are disclosed under each reportable segment. Unallocated assets include deferred tax, investments, interest bearing deposits loans to subsidiary and income tax refund. Unallocated liabilities include interest bearing liabilities, tax provisions and deferred tax. Capital expenditure pertains to additions made to fixed assets during the year and includes capital work in progress.

Inter segment sales/transfer:

Transactions between segments are primarily for materials which are transferred at cost /market determined prices. These transactions are eliminated in consolidation.

e. Summary of Segmental Information

For the FY 2022-23

(₹ in Crores)

Particulars	Sugar	Power	Ethanol	Chemicals	Potable Spirits	Others	Total
1. Segment Revenue (including Excise Duty)							
a) External Sales	1,388.75	67.02	581.27	302.40	463.88	22.63	2,825.95
b) Inter Segment Sales	548.47	150.03	14.79	-	-	1.97	715.26
c) Total Revenue	1,937.22	217.05	596.06	302.40	463.88	24.60	3,541.21
2. Segment Results							
Profit / (Loss) before Tax and Interest from each segment	58.45	81.57	131.98	22.77	(1.01)	1.08	294.84
Less : Finance costs	-	-	-	-	-	-	43.84
Less/ Add : Other Unallocable Expense/Income net off Unallocable Income/Expenses	-	-	-	-	-	-	35.90
Net Profit/ (loss) before Tax	58.45	81.57	22.77	131.98	(1.01)	1.08	215.10
Less: Tax expense (Net)	-	-	-	-	-	-	64.80
Net Profit/ (loss) after Tax	58.45	81.57	22.77	131.98	(1.01)	1.08	150.30
3. Other Information							
a) Segment Assets	1,151.19	403.39	432.58	64.99	19.54	4.12	2,075.81
Unallocable Assets							39.21
Total Assets	1,151.19	403.39	432.58	64.99	19.54	4.12	2,115.02
b) Segment Liabilities	213.81	10.38	36.76	1.46	5.83	0.10	268.34
Unallocable Liabilities							807.83
Total Liabilities	213.81	10.38	36.76	1.46	5.83	0.10	1,076.17
c) Capital Expenditure	46.06	63.52	61.29	-	-	0.02	170.89
d) Depreciation	27.82	10.45	13.75	-	-	0.06	52.08
e) Non Cash Expenditure other than Depreciation	(1.10)	(0.01)	(1.24)	-	-	-	(2.35)

Notes forming part of the Standalone Financial Statements for the year ended March 31, 2023**Note 44: Disclosure required as per Ind AS 108 Operating Segments** (contd.)

For the FY 2021-22

(₹ in Crores)

Particulars	Sugar	Power	Ethanol	Chemicals	Potable Spirits	Others	Total
1. Segment Revenue (including Excise Duty)							
a) External Sales	1,113.37	68.23	426.96	277.65	290.67	21.28	2,198.16
b) Inter Segment Sales	338.42	144.79	-	-	-	1.57	484.78
c) Total Revenue	1,451.79	213.02	426.96	277.65	290.67	22.85	2,682.94
2. Segment Results							
(Profit+)/Loss(-) before Tax and Interest from each segment)	57.41	82.40	131.90	19.62	(0.78)	1.16	291.71
Less : Finance costs	-	-	-	-	-	-	50.16
Less/ Add :Other Unallocable Expense/Income net off Unallocable Income/Expenses							37.05
Net Profit/ (loss) before Tax	57.41	82.40	131.90	19.62	(0.78)	1.16	204.50
Less: Tax expense (Net)							57.55
Net Profit/ (loss) after Tax	57.41	82.40	131.90	19.62	(0.78)	1.16	146.95
3. Other Information							
a) Segment Assets	1,381.60	366.40	330.50	47.90	14.35	4.20	2,144.95
Unallocable Assets	-	-	-	-	-	-	19.71
Total Assets	1,381.60	366.40	330.50	47.90	14.35	4.20	2,164.66
b) Segment Liabilities	213.17	7.35	14.83	47.90	14.35	0.08	297.68
Unallocable Liabilities	-	-	-	-	-	-	978.50
Total Liabilities	213.17	7.35	14.83	47.90	14.35	0.08	1,276.18
c) Capital Expenditure	44.34	7.37	29.17	-	1.26	-	82.14
d) Depreciation	25.05	10.22	13.55	0.77	0.65	0.05	50.29
e) Non Cash Expenditure other than Depreciation	2.30	1.27	(0.03)	-	-	-	3.54

B. Geographical information : Segment Revenue & Non Current Assets by location

(₹ in Crores)

Particulars	For the Year ended March 31, 2023	For the Year ended March 31, 2022
Revenue		
India	2,822.75	2,119.46
Outside India	3.20	78.70
Total	2,825.95	2,198.16
Non Current Assets (other than financial assets)*		
India	1,153.96	1,044.28
Outside India	-	-
Total	1,153.96	1,044.28

* Non-current assets exclude those relating to Investments and non-current financial assets.

C. Information about major customer

Number of customers individually accounted for more than 10% of the revenue in the year ended March 31, 2023- NIL (Previous year - NIL)

Notes forming part of the Standalone Financial Statements for the year ended March 31, 2023

Note 45: Employees benefits

The required disclosures of employees benefits as per Indian Accounting Standard (Ind AS) -19 are given hereunder:-

(i) Defined contribution plan :

Details of contribution to defined contribution plan to Regional Provident Commissioner and the Central Provident Fund recognized as expense during the period are as under :

Particulars	(₹ in Crores)	
	For the Year ended March 31, 2023	For the Year ended March 31, 2022
Employer's Contribution to Provident Fund :	4.30	3.82
Employer's Contribution to Pension Fund :	1.63	1.55

(ii) Defined benefit plan :

(a) In respect of non funded defined benefit scheme of gratuity (Based on actuarial valuation) :

The gratuity plan is governed by the payment of Gratuity Act,1972. Under the said Act an employee who has completed five years of services is entitled to specific benefit. The Gratuity Plan provides a lump-sum payment to vested employees at retirement, death, incapacitation or termination of employment, of an amount based on the respective employee's salary and the tenure of employment with the Company.

The Company is exposed to various risks in providing the above gratuity benefit which are as follows:

Interest Rate risk : The plan exposes the Company to the risk of fall in interest rates. A fall in interest rates will result in an increase in the ultimate cost of providing the above benefit and will thus result in an increase in the value of the liability (as shown in financial statements).

Salary escalation risk : The present value of the defined benefit plan is calculated with the assumption of salary increase 0.50% per annum of plan participants in future. Deviation in the rate of increase of salary in future for plan participants from the rate of increase in salary used to determine the present value of obligation will have a bearing on the plan's liability.

Actual mortality & disability : deaths & disability cases proving lower or higher than assumed in the valuation can impact the liabilities.

The following tables summaries the components of net benefit expense recognized in the statement of Profit and Loss

a) Details of Non funded post retirement plans are as follows:

I. Expenses recognized in the statement of profit and loss:

Particulars	(₹ in Crores)	
	For the Year ended March 31, 2023	For the Year ended March 31, 2022
Current service cost	0.98	0.90
Past service cost	-	-
Net interest on the net defined benefit liability	1.23	1.21
Curtailment/settlement	-	-
Expense recognized in the statement of profit and loss	2.21	2.11

II. Other comprehensive income

Particulars	(₹ in Crores)	
	For the Year ended March 31, 2023	For the Year ended March 31, 2022
Actuarial gain / (loss) arising from:		
-Change in financial assumptions	0.28	0.30
- Change in experience adjustments	(1.04)	0.17
Components of defined benefit costs recognized in other comprehensive income	(0.76)	0.47



Notes forming part of the Standalone Financial Statements for the year ended March 31, 2023

Note 45: Employees benefits (contd.)

The current service cost and the net interest expense for the year are included in the 'Employee benefits expense' line item in the statement of profit & loss. The remeasurement of the net defined benefit liability is included in other comprehensive income.

III. Change in present value of defined benefit obligation:

Particulars	(₹ in Crores)	
	As at March 31, 2023	As at March 31, 2022
Present value of defined benefit obligation at the beginning of the year	17.14	35.73
Balance transferred pursuant to scheme of Arrangement	-	(18.30)
Present value of defined benefit obligation as on April 01, 2022	17.14	17.43
Interest expense/income	1.23	1.20
Past service cost	-	-
Current service cost	0.98	0.89
Benefits paid	(1.86)	(1.91)
Actuarial (gain)/ loss arising from:		
. Change in financial assumptions	(0.28)	(0.30)
. Change in experience adjustment	1.04	(0.17)
Present value of defined obligation at the end of the year	18.25	17.14

IV. Net liability recognized in the Balance Sheet as at the year end:

Particulars	(₹ in Crores)	
	As at March 31, 2023	As at March 31, 2022
Present value of defined benefit obligation	18.25	35.44
Balance transferred pursuant to scheme of Arrangement	-	(18.30)
Present value of defined benefit obligation	18.25	17.14
Funded status (surplus / (Deficit))	(18.25)	(17.14)
Net liability recognized in balance sheet	18.25	17.14
Current liability (Short term)	2.70	1.82
Non-current liability (long term)	15.55	15.32

V. Actuarial assumptions:

Particulars	(₹ in Crores)	
	For the Year ended March 31, 2023	For the Year ended March 31, 2022
Discount rate (per annum) %	7.49%	7.20%
Expected rate of salary increase %	5.00%	5.00%
Retirement / superannuation Age (year)	60	60
Mortality rates	100% of IALM (2012-14)	100% of IALM (2012-14)

VI. Maturity profile of defined benefit obligation:

Particulars	(₹ in Crores)	
	As at March 31, 2023	As at March 31, 2022
Expected cash flows (valued on undiscounted basis):		
With in 0 to 1 Year	2.70	1.82
With in 1 to 2 Year	2.15	4.79
With in 2 to 3 Year	1.85	1.20

Notes forming part of the Standalone Financial Statements for the year ended March 31, 2023

Note 45: Employees benefits (contd.)

Particulars	As at	
	March 31, 2023	March 31, 2022
With in 3 to 4 Year	1.45	1.31
With in 4 to 5 Year	1.68	1.69
With in 5 to 6 Year	1.63	1.00
6 Year onwards	6.79	5.33
Total expected payments	18.25	17.14
The average duration of the defined benefit plan obligation at the end of the balance sheet date(in years)	11.15	11.05

VII. Sensitivity analysis on present value of defined benefit obligations:

Particulars	As at	
	March 31, 2023	March 31, 2022
a) Discount rates		
0.50% increases	(0.58)	(3.35)
0.50% decreases	0.37	3.56
b) Salary growth rate :		
0.50% increases	0.35	3.61
0.50% decreases	(0.56)	0.72

Sensitivity analysis presented above may not be representative of the actual change in the defined benefit obligation as it is unlikely that the change in assumptions would occur in isolation of one another as some of the assumptions may be correlated.

The sensitivity analysis above has been determined based on a method that extrapolates the impact on defined benefit obligation as a result of reasonable changes in key assumptions occurring as at the balance sheet date.

All sensitives are calculated using the same actuarial method as for the disclosed present value of the defined benefits obligation at year end.

The history of experience adjustments for non-funded retirement plans are as follows :

Particulars	Gratuity (Non funded)				
	2022-23	2021-22	2020-21	2019-20	2018-19
Present value of obligation as at the end of the year	18.25	17.14	35.73	34.87	31.41
Fair value of plan assets as at the end of the year	-	-	-	-	-
Net asset/(liability) recognized in the balance sheet	(18.25)	(17.14)	(35.73)	(34.87)	(31.41)
Net actuarial (gain)/loss recognized	(0.76)	0.47	0.30	(2.23)	0.01

b) In respect of funded defined contribution scheme of provident fund (Based on actuarial valuation) :

The Company's contribution to the defined benefit plan to the irrecoverable trust, set up by the Company aggregating to ₹6.86 Crore (PY ₹6.19 Crore) has been recognized in the statement of profit and loss account. The Company is under obligation to mark up any short fall in the fund.

The plan assets have been invested as per the regulations of Employees' Provident Fund Organisation (EPFO).



Notes forming part of the Standalone Financial Statements for the year ended March 31, 2023

Note 46: Financial instruments - Accounting, classification and fair value measurement

I. Financial instruments by category

The criteria for recognition of financial instruments is explained in accounting policies for Company:

II. Method and assumptions used to estimate fair values:

1. Fair value of cash and cash equivalents, bank balances other than cash and cash equivalents, trade and other receivables, loans and other current financial assets, short term borrowings from banks and financial institutions, trade and other payables and other current financial liabilities approximate their carrying amounts due to the short-term nature of these instruments.
2. Borrowings (non-current) consists of loans from banks and government authorities, other financial liabilities (non-current) consists of interest accrued but not due on deposits, Loans (non-current) consists of deposits given where the fair value is considered based on the discounted cash flow.
3. The fair value of forward foreign exchange contracts is calculated as the present value determined using forward exchange rates, currency basis spreads between the respective currencies and interest rate curves.

(₹ In Crore)

Particulars	Level	Carrying Value as of		Fair Value as of	
		As at March 31, 2023	As at March 31, 2022	As at March 31, 2023	As at March 31, 2022
Financial Assets					
Fair value through OCI					
Investments in equity instruments	Level 1	1.80	5.14	1.80	5.14
Amortized cost					
Investments		0.24	0.24	0.24	0.24
Trade receivables		194.75	199.64	194.75	199.64
Cash and Bank Balances		34.10	41.06	34.10	41.06
Bank Balances other than Bank Balances above		17.29	14.00	17.29	14.00
Loans		-	2.47	-	2.47
Others Financial Assets		2.47	2.83	2.47	2.83
Total Financial Assets		250.65	265.38	250.65	265.38
Financial Liabilities					
Fair value through OCI					
Derivative Liabilities					
- Foreign Currency Forward Contract	Level 2	0.03	-	0.03	-
Amortized cost					
Borrowings		725.90	879.12	725.90	879.12
Trade payables		181.13	231.43	181.13	231.43
Lease Liabilities		17.98	6.45	17.98	6.45
Other Financial Liabilities		44.36	75.06	44.36	75.06
Total Financial Liabilities		969.40	1,192.06	969.40	1,192.06

III. Fair Value Hierarchy

The fair value of the financial assets and financial liabilities are included at the amount at which the instrument could be exchanged in a current transaction between willing parties, other than in a forced or liquidation sale.

The following table provides the fair value measurement hierarchy of Company's asset and liabilities, grouped into Level 1 to Level 3 as described below :-

Notes forming part of the Standalone Financial Statements for the year ended March 31, 2023

Note 46: Financial instruments - Accounting, classification and fair value measurement (contd.)

Level 1: Quoted prices (unadjusted) in active markets for identical assets or liabilities.

Level 2: Inputs other than quoted prices included within Level 1 that are observable for the asset or liability, either directly or indirectly.

Level 3: Inputs for the assets or liabilities that are not based on observable market data (unobservable inputs).

Management uses its best judgement in estimating the fair value of its financial instruments. However, there are inherent limitations in any estimation technique. Therefore, for substantially all financial instruments, the fair value estimates presented above are not necessarily indicative of the amounts that the Company could have realized or paid in sale transactions as of respective dates. As such, the fair value of financial instruments subsequent to the reporting dates may be different from the amounts reported at each reporting date. In respect of investments as at the transaction date, the Company has assessed the fair value to be the carrying value of the investments as these companies are in their initial years of operations.

Note 47: Financial Risk Management

The Company's activities are exposed to market risk, credit risk and liquidity risk. The Company principal financial liabilities comprise borrowings, trade and other payables. The main purpose of these financial liabilities is to manage finances for the Company's operations. The Company principal financial asset includes loan, trade and other receivables, and cash and other financial assets that arise directly from its operations.

I. Market risk

Market risk is the risk that the fair value of future cash flows of a financial instrument will fluctuate because of changes in market prices. Market risk comprises three types of risk: interest rate risk, currency risk and other risks, such as regulatory risk and commodity price risk. Financial instruments affected by market risk include loans and borrowings, trade receivables and trade payables involving foreign currency exposure, and inventories.

The sensitivity analysis in the following sections relate to the position as at March 31, 2023 and March 31, 2022. The sensitivity of the relevant profit or loss item is the effect of the assumed changes in respective market risks. This is based on the financial assets and financial liabilities held at March 31, 2023 and March 31, 2022."

(a) Interest rate risk

Interest rate risk is the risk that the fair value or future cash flows of a financial instrument will fluctuate because of changes in market interest rates.

As the Company does not have exposure to any floating-interest bearing assets, or any significant long-term fixed interest bearing assets, its interest income and related cash inflows are not affected by changes in market interest rates. Consequently, the Company's interest rate risk arises mainly from borrowings obligations with floating interest rates.

Particulars	(₹ in Crores)	
	As at March 31, 2023	As at March 31, 2022
Fixed interest rate borrowing	41.89	132.54
Variable interest rate borrowing	684.01	746.58
Total	725.90	879.12
Loss due to increase in 0.5% Interest Rate on Variable interest Borrowing	(3.42)	(3.73)
Gain due to decrease in 0.5% Interest Rate on Variable interest Borrowing	3.42	3.73

Notes forming part of the Standalone Financial Statements for the year ended March 31, 2023

Note 47: Financial Risk Management(contd.)

(b) Foreign currency risk

Foreign currency risk is the risk that the fair value or future cash flows of an exposure will fluctuate because of changes in foreign exchange rates. A) The Company used foreign currency forward contracts to hedge its risks associated with foreign currency fluctuations relating to certain firm commitments. The use of foreign currency forward contracts is governed by the Company's strategy approved by the Board of Directors, which provide principles on the use of such forward contracts consistent with the Company's Risk Management. The outstanding forward exchange contracts entered into by the Company at the year end and thereafter disclosed.

Particulars	(₹ in Crores)	
	As at March 31, 2023	
	₹ equivalent to Foreign Currency	
Foreign currency exposure		
Trade Receivables	-	-
Trade Payables	-	-
Less Hedged Portion	-	-
Net Exposure to foreign currency risk assets/(liabilities)	-	-

Particulars	(₹ in Crores)	
	As at March 31, 2022	
	₹ equivalent to Foreign Currency	
	EURO	USD
Foreign currency exposure		
Trade Receivables	0.92	-
Trade Payables	-	12.06
Less Hedged Portion	-	-
Net Exposure to foreign currency risk assets/(liabilities)	0.92	(12.06)

Foreign currency sensitivity

5% increase or decrease in foreign exchange rates will have following impact of profit :-

Particulars	Increase/ Decrease	(₹ In Crore)		
		₹ equivalent to Foreign Currency		
		EURO	USD	Total
As at March 31, 2023				
Net Exposure to foreign currency risk gain/(loss)	5%	-	-	-
	-5%	-	-	-
As at March 31, 2022				
Net Exposure to foreign currency risk gain/(loss)	5%	0.05	(0.60)	(0.55)
	-5%	(0.05)	0.60	0.55

Derivative financial instruments

The Company holds derivative financial instruments such as foreign currency forward to mitigate the risk of changes in exchange rates on foreign currency exposures. The counterparty is generally a bank. These derivative financial instruments are valued based on quoted prices for similar assets and liabilities in active markets or inputs that are directly or indirectly observable in the marketplace.

Notes forming part of the Standalone Financial Statements for the year ended March 31, 2023

Note 47: Financial Risk Management(contd.)

Impact of Hedging Activities

(i) Disclosure of effects of Hedge Accounting on Financial Position

March 31, 2023

(₹ in Crore)

Type of Hedge Risks	Nominal Value of Hedged Instruments *		Carrying Amount of Hedging Instrument #		Hedge Maturity	Hedge Ratio	Changes in Fair Value of Hedging Instrument	Changes in Value of Hedged Item used as the basis for recognizing hedge effectiveness
	Asset	Liabilities	Asset	Liabilities				
Cash Flow Hedge								
Foreign exchange risk								
(i) Foreign Exchange Forward Contracts	-	3.74	-	3.71	Jun-23	1:1	(0.03)	(0.03)

March 31, 2022

(₹ in Crore)

Type of Hedge Risks	Nominal Value of Hedged Instruments *		Carrying Amount of Hedging Instrument #		Hedge Maturity	Hedge Ratio	Changes in Fair Value of Hedging Instrument	Changes in Value of Hedged Item used as the basis for recognizing hedge effectiveness
	Asset	Liabilities	Asset	Liabilities				
Cash Flow Hedge								
Foreign exchange risk								
(i) Foreign Exchange Forward Contracts	-	-	-	-	-	-	-	-

* Nominal value is the ₹ value of the instrument based on spot rate of the first hedge

Carrying value is the ₹ value of the instrument based on the spot rate of the reporting date



Notes forming part of the Standalone Financial Statements for the year ended March 31, 2023

Note 47: Financial Risk Management(contd.)

(ii) Disclosure of effect of hedge accounting on financial performance

Movement in cash flow hedging reserve

(₹ in Crores)

Risk Category	Foreign Currency Risk	
	Foreign Exchange	Forward Contract
Derivative Instrument	As at March 31, 2023	As at March 31, 2022
Cash Flow Hedge Reserve		
Opening Balance	-	0.98
Gain/(loss) recognized in other comprehensive income during the year	(0.03)	(1.12)
Amount reclassified to Profit and loss during the year	-	(0.25)
Tax impact of above	0.01	0.39
Closing Balance	(0.02)	-

(c) Regulatory risk

Sugar industry is regulated both by Central Government as well as State Government. Central and State Governments policies and regulations affects the Sugar industry and the Company's operations and profitability. Distillery business is also dependent on the Government policy.

(d) Commodity price risk

Sugar industry being cyclical in nature, realizations get adversely affected during downturn. Higher cane price or higher production than the demand ultimately affect profitability. The Company has mitigated this risk by well integrated business model by diversifying into co-generation and distillation, thereby utilizing the by-products.

II. Credit risk

Credit risk is the risk that counterparty will not meet its obligations under a financial instrument or customer contract, leading to a financial loss. The Company's sugar sales are mostly on cash. Power and ethanol are sold to state government entities, thereby the credit default risk is significantly mitigated.

The impairment for trade receivables are based on assumptions about risk of default and expected loss rates. The Company uses judgement in making these assumptions and selecting the inputs to the impairment calculation, based on The Company's past history, existing market conditions as well as forward looking estimates at the end of each balance sheet date.

Financial assets are written off when there is no reasonable expectation of recovery, however the Company continues to attempt to recover the receivables. Where recoveries are made, subsequently these are recognized in the statement of profit and loss.

The Company major exposure of credit risk is from trade receivables, which are unsecured and derived from external customers.

Expected credit loss for trade receivable on simplified approach :

The ageing analysis of the trade receivables (gross of provision) has been considered from the date the invoice falls due:

(₹ in Crore)

Ageing	Carrying Value	Less than 6 months	More than 6 months	Total
As at March 31, 2022				
Gross Carrying Amount	200.14	187.01	13.13	200.14
Expected Credit Loss	(0.50)	-	(0.50)	(0.50)
Carrying Amount (net of impairment)	199.64	187.01	12.63	199.64

Notes forming part of the Standalone Financial Statements for the year ended March 31, 2023

Note 47: Financial Risk Management(contd.)

(₹ in Crore)

Ageing	Carrying Value	Less than 6 months	More than 6 months	Total
As at March 31, 2023				
Gross Carrying Amount	195.25	185.44	9.81	195.25
Expected Credit Loss	(0.50)	-	(0.50)	(0.50)
Carrying Amount (net of impairment)	194.75	185.44	9.31	194.75

The Company uses a provision matrix to determine impairment loss on portfolio of its trade receivable. The provision matrix is based on its historically observed default data over the expected life of the trade receivable and is adjusted for forward-looking estimates. At every reporting date, the historical observed default rates are updated and changes in forward-looking estimates are analysed. In case of probability of non collection, default rate is 100%. However, there is no material expected credit loss based on the past experience.

The changes in loss allowance for trade receivables is as under :-

(₹ in Crores)

Particulars	As at March 31, 2023	As at March 31, 2022
Opening Balance	0.50	0.50
Provided during the year	-	-
Reversed during the year	-	-
Closing Balance	0.50	0.50

"There is no change in the loss allowances measured using expected credit loss model (ECL). The credit risk on cash and bank balances is limited because the counterparties and bank with credit ratings assigned by international credit rating agencies".

III. Liquidity Risk

Liquidity risk is defined as the risk that Company will not be able to settle or meet its obligation on time or at a reasonable price. The Company's objective is to at all times maintain optimum levels of liquidity to meet its cash and collateral requirements. The Company's management is responsible for liquidity, funding as well as settlement management. In addition, processes and policies related to such risk are overseen by senior management. Management monitors the Company's net liquidity position through rolling, forecast on the basis of expected cash flows.

The table below provides details regarding the remaining contractual maturities of financial liabilities at the reporting date based on contractual undiscounted payments:

(₹ in Crore)

As at March 31, 2023	Carrying Amount	Less than One Year	More than one year and less than five year	More than 5 Years	Total
Borrowings	725.90	509.91	202.36	15.17	727.44
Trade payables	181.13	181.13	-	-	181.13
Lease Liabilities	17.98	4.80	11.41	6.70	22.91
Other Liabilities	44.39	44.39	-	-	44.39
Total	969.40	740.23	213.77	21.87	975.87

(₹ in Crore)

As at March 31, 2022	Carrying Amount	Less than One Year	More than one year and less than five year	More than 5 Years	Total
Borrowings	879.12	742.41	139.92	0.47	882.80
Trade payables	231.43	231.43	-	-	231.43
Lease Liabilities	6.45	2.64	4.82	-	7.46
Other Liabilities	75.06	75.06	-	-	75.06
Total	1,192.06	1,051.54	144.74	0.47	1,196.75

Notes forming part of the Standalone Financial Statements for the year ended March 31, 2023**Note 48: Capital Management****(a) Risk Management**

For the purpose of the Company's capital management, capital includes issued equity capital, and other equity reserves attributable to the equity shareholders of the Company. The Company's capital management is intended to maximize the return to shareholders for meeting the long-term and short-term goals of the Company through the optimization of the debt and equity balance.

The Company manages its capital structure and makes adjustments in light of changes in the financial condition and the requirements of the financial covenants. To maintain or adjust the capital structure, the Company may adjust the dividend payment to shareholders, return capital to shareholders (buy back its shares) or issue new shares.

In order to achieve this overall objective, the Company's capital management, amongst other things, aims to ensure that it meets financial covenants attached to the interest-bearing loans and borrowings that define capital structure requirements. The Company has complied with these covenants and there have been no breaches in the financial covenants of any interest-bearing loans and borrowings.

The Company's policy is to maintain a strong capital base so as to maintain investor, creditor and market confidence and to sustain future development of the business. The primary objective of the Company's Capital Management is to maximize the shareholder's value. Management also monitors the return on capital. The Board of Directors seek to maintain a balance between the higher returns that might be possible with higher levels of borrowing and the advantages and security afforded by a sound capital position. However, sugar being a seasonal industry, it is very highly capital and working capital intensive, therefore required to raise need based short term and long term debt for smooth running of the operations.

The Company monitors capital using a gearing ratio calculated as below:

Particulars	(₹ in Crores)	
	As at March 31, 2023	As at March 31, 2022
Net debt *	709.78	844.51
Equity	1,038.85	888.48
Net debt to equity ratio	68.32%	95.05%
Gearing Ratio { net debt / (equity + net debt)}	40.59%	48.73%
* Net debt represents borrowings and lease liabilities less cash and cash equivalents computed as follows:		
Non Current Borrowings	217.05	233.53
Current Borrowings	508.85	645.59
Less: Cash and cash equivalents	(34.10)	(41.06)
Debt	691.80	838.06
Lease liabilities		
Lease liabilities- Non Current	13.18	3.81
Lease liabilities- Current	4.80	2.64
Net debt(including lease liabilities)	709.78	844.51

No changes were made in the objectives, policies or processes for managing capital during the year ended March 31, 2023 and March 31, 2022.

Notes forming part of the Standalone Financial Statements for the year ended March 31, 2023

Note 48: Capital Management (contd.)

(B) Dividends

Particulars	(₹ in Crores)	
	For the year ended March 31, 2023	For the year ended March 31, 2022
	Recognized in the year ending	
(i) Dividends Recognized		
Interim dividend for the year ended March 31, 2023 of ₹ Nil/- per equity share (March 31, 2022 ₹6/- per share)	-	39.83
Final dividend for the year ended March 31, 2022: Nil (March 31, 2021: Nil)	-	-
(ii) Dividend proposed but not recognized in the books of accounts		
In addition to the above dividends, for the year ended March 31, 2023 ₹6/- per share (March 31, 2022: Nil) the directors have not recommended the payment of a final dividend.*	39.83	-

* The Board of Directors of the Company at its meeting held on April 03, 2023 has declared interim dividend of 60% i.e. ₹6 per equity shares of ₹10 each on 6,63,87,590 Equity Shares of the Company for the Financial Year 2022-23 (Aggregate of Interim Dividend of 50% i.e. ₹5.00 per Equity Share of ₹10 each and Special Dividend of 10% i.e. ₹1.00 Per Equity Share of ₹10 each on successful commissioning of New Distillery Project of the Company) and is proposed to be confirmed as final by the shareholders in the ensuing Annual General Meeting of the Company.

Note 49: Ratio Analysis and its Elements

Note 49 (i): Ratios

Particulars	Units	March 31, 2023	March 31, 2022	% change from March 31, 2022 to March 31, 2023	Reason (For variance more than 25%)
Current Ratio	Times	1.24	1.12	10.43%	
Debt-Equity Ratio	Times	0.70	0.99	-29.38%	The company has utilised its profits/internal accruals to cut debt utilisations in current year as compared to previous year.
Debt Service Coverage ratio	Times	2.71	2.70	0.16%	
Inventory Turnover ratio	Times	3.17	2.46	28.75%	During the current year, Company was able to sell its inventory of Sugar and Other segment early as compared to previous year, resulting in better Inventory Turnover ratio.
Trade Receivable Turnover Ratio	Times	7.33	5.46	34.35%	During the current year, Company was able to recover funds from its customer on timely basis, resulting in better Trade Receivable Turnover Ratio.
Trade Payable Turnover Ratio	Times	8.74	6.28	39.09%	During the current year, Company has made accelerated payments towards its cane dues to farmers, resulting increase Trade Payable Turnover Ratio.
Net Capital Turnover Ratio	Times	15.13	17.93	-15.61%	
Net Profit ratio	Percentage	5.32%	6.68%	-20.44%	
Return on Equity ratio	Percentage	15.60%	17.59%	-11.35%	



Notes forming part of the Standalone Financial Statements for the year ended March 31, 2023

Note 49: Ratio Analysis and its Elements (contd.)

Particulars	Units	March 31, 2023	March 31, 2022	% change from March 31, 2022 to March 31, 2023	Reason (For variance more than 25%)
Return on Capital Employed	Percentage	14.21%	14.17%	0.31%	
Return on Investment (On Quoted Shares)	Percentage	8.22%	111.43%	-92.62%	During the previous year value of shares significantly increase in stock market as comparison to current year.
Return on Investment (On Unquoted Shares)	Percentage	725.84%	147.91%	390.74%	During the current year there is significant increase in profit as comparison to previous year in which investment made.

Note: The company has recalculated the ratios of previous year after the demerger related adjustments, to make it comparable with Current year.

Note 49 (ii): Elements of Ratio

Ratios	March 31, 2023		March 31, 2022	
	Numerator	Denominator	Numerator	Denominator
Current ratio	957.13	772.42	1,113.02	991.87
Debt- Equity Ratio	725.90	1,038.85	879.12	888.48
Debt Service Coverage ratio	227.31	83.96	228.74	84.62
Inventory Turnover ratio	2,350.53	742.12	1,713.07	696.33
Trade Receivable Turnover Ratio	1,446.16	197.20	1,096.96	200.97
Trade Payable Turnover Ratio	1,802.19	206.28	1,693.79	269.66
Net Capital Turnover Ratio	2,794.78	184.71	2,172.02	121.15
Net Profit Ratio	150.30	2,825.95	146.95	2,198.16
Return on Equity ratio	150.30	963.66	146.95	835.21
Return on Capital Employed	258.94	1,822.24	254.66	1,797.65
Return on Investment (On Quoted Shares)	0.43	5.18	2.73	2.45
Return on Investment (On Unquoted Shares)	3.96	0.54	0.33	0.22

Note 49 (iii): Consideration of Element of Ratio

i. Current Ratio:	Numerator= Current Assets Denominator= Current Liabilities
ii. Debt-Equity Ratio:	Numerator= Total Debt Denominator= Total Equity - Revaluation Reserve
iii. Debt Service Coverage ratio:	Numerator= Profit After Tax + Interest Cost + Depreciation Denominator= Principal Repayment + Interest Cost
iv. Inventory Turnover ratio:	Numerator= Cost of Goods Sold Denominator= Average Inventory
v. Trade Receivable Turnover Ratio:	Numerator= Total Credit Sales Denominator= Average Trade Receivables
vi. Trade Payable Turnover Ratio:	Numerator= Total Credit Purchases Denominator= Average Trade Payables

Notes forming part of the Standalone Financial Statements for the year ended March 31, 2023

Note 49: Ratio Analysis and its Elements (contd.)

vii. Net Capital Turnover Ratio:	Numerator= Net Sales Denominator= Working Capital (i.e. Current Assets - Current Liabilities)
viii. Net Profit ratio:	Numerator= Net Profit after tax Denominator= Revenue from operations
ix. Return on Equity ratio:	Numerator= Profit after tax Denominator= Average Total Equity - Revaluation Reserve
x. Return on Capital Employed:	Numerator= Profit Before Tax + Finance cost Denominator= Equity - Revaluation Reserve + Debt + Deferred Tax Liability
xi. Return on Investment: (On Quoted Shares)	Numerator= Closing Weighted Average Value of Shares+Value of Shares Sold-Opening Weighted Average Value of Shares Denominator= Opening Value of Shares
xii. Return on Investment: (On Unquoted Shares)	Numerator= Closing Book Value of Shares-Opening Book Value of Shares Denominator= Opening Book Value of Shares

Note 50: Events occurring after the balance sheet date

No adjusting or significant non adjusting events have occurred between the reporting date and date of authorization of financial statements.

Note 51: Borrowings secured against the current assets

Note 51 (i): Details of Borrowing secured against the current assets:

The Company has obtained working capital limit from consortium of banks, namely Punjab National Bank (Lead Banker), ICICI Bank, Prathma UP Gramin Bank and District Cooperative Banks (together referred to as "Working Capital Lenders"). The Company submits periodical statements with all the banks, details of which are as follows:

(₹ in crores)

Name of the bank	Quarter	Particulars of Securities Provided	Amount as per books of account	Amount as reported in the quarterly returns/ statements	Amount of difference
Working Capital Lenders	31-Mar-23	Stock & Debtor	783.28	765.32	17.96
Working Capital Lenders	31-Dec-22	Stock & Debtor	468.68	444.56	24.12
Working Capital Lenders	30-Sep-22	Stock & Debtor	274.72	269.20	5.52
Working Capital Lenders	30-Jun-22	Stock & Debtor	783.14	750.71	32.43

Note 51 (ii): Reason for discrepancies :

The Quarterly Returns/ Statements (referred to as "Bank returns"), which were prepared based on provisional books of accounts and filed before the completion of all financial statement closure activities including Ind AS related adjustments/ reclassifications, as applicable. Also, there were exclusion of certain current assets in the Bank returns filled with the Banks, which led to these differences between the Financial Statements and the bank return.

Further, difference also arises on account of different valuation methodology adopted for valuing the finished goods stock in the books and for the purpose of reporting in the bank return. In the books, stock of finished goods is recorded at lower of cost or net realisable value but for bank purposes it is taken at net realisable value which is determined as per bank norms. However, there is no material difference in reporting the quantity of stock in the bank returns as compared to books of accounts.

Notes forming part of the Standalone Financial Statements for the year ended March 31, 2023

Note 52: Other Statutory Information

- (i) The Company did not have any transactions with struck-off companies under section 248 of the Companies Act, 2013 or section 560 of the Companies Act, 1956.
- (ii) The Company does not have any creation, modification or satisfaction of charges which are yet to be registered with ROC beyond the statutory period, except for satisfaction of charge as below:

Charge ID	Chargeholder Name	Type of Loan	Amount of Loan (₹ in crores)	Remarks
10249082	President of India- Sugar Development Fund	Term Loan	5.32	The Company is in process of obtaining No Objection Certificate from the Department of Food and Public Distribution (DFPD). Once the NOC application is processed by DFPD, Company would be able to file the forms with the RoC.
10249033	President of India- Sugar Development Fund	Term Loan	5.40	
10246206	President of India- Sugar Development Fund	Term Loan	5.40	
10222301	President of India- Sugar Development Fund	Term Loan	5.40	
10217953	President of India- Sugar Development Fund	Term Loan	5.40	
10140249	President of India- Sugar Development Fund	Term Loan	27.60	
10140248	President of India- Sugar Development Fund	Term Loan	16.07	
10040487	President of India- Sugar Development Fund	Term Loan	38.53	
10040423	President of India- Sugar Development Fund	Term Loan	38.53	

- (iii) The Company has not traded or invested in Crypto currency or Virtual Currency during the period/year.
- (iv) The Company has not advanced or loaned or invested (either from borrowed funds or share premium or any other sources or kind of funds) any funds to or in any other persons or entities, including foreign entities ("Intermediaries"), with the understanding, whether recorded in writing or otherwise, that the Intermediary shall, directly or indirectly lend or invest in other persons or entities identified in any manner whatsoever by or on behalf of the Company ("Ultimate Beneficiaries") or provide any guarantee, security or the like on behalf of the Ultimate Beneficiaries.
- (v) The Company has not received any funds from any persons or entities, including foreign entities ("Funding Parties"), with the understanding, whether recorded in writing or otherwise, that the Company shall, directly or indirectly, lend or invest in other persons or entities identified in any manner whatsoever by or on behalf of the Funding Party ("Ultimate Beneficiaries") or provide any guarantee, security or the like on behalf of the Ultimate Beneficiaries.
- (vi) The Company has not raised funds on short term basis which have been utilised for long term purposes.
- (vii) The Company does not have any transaction which is not recorded in the books of accounts that has been surrendered or disclosed as income during the year in the tax assessments under the Income Tax Act, 1961 (such as, search or survey or any other relevant provisions of the Income Tax Act, 1961).
- (viii) The Company had not been declared a wilful defaulter by any bank or financial institution or other lender (as defined under the Companies Act, 2013) or consortium thereof, in accordance with the guidelines on wilful defaulters issued by the Reserve Bank of India. The company has not defaulted in repayment of loans or other borrowings or in the payment of interest thereon to any lender.
- (ix) The Company has complied with the number of layers prescribed under clause (87) of section 2 of the Act read with Companies (Restriction on number of Layers) Rules, 2017, as amended.

Notes forming part of the Standalone Financial Statements for the year ended March 31, 2023

Note 52: Other Statutory Information (contd.)

- (x) The Company did not have any long-term contracts including derivative contracts for which there were any material foreseeable losses.
- (xi) There were no amounts, during the year, which were required to be transferred to the Investor Education and Protection Fund by the Company.

Note 53: Other Notes

- (i) In the opinion of the Board of Directors, Trade Receivables, other current financial assets, and other current assets have a value on realization in the ordinary course of the Company's business, which is at least equal to the amount at which they are stated in the balance sheet.
- (ii) The balances of some of the accounts classified as Trade Payables, Trade Receivables, etc. are in the process of reconciliations/ confirmation. In the opinion of Board of directors, the result of such exercise will not have any material impact on the carrying value.
- (iii) The Board of Directors at its meeting held on May 07, 2023 has approved the Standalone Financial Statement for the year ended March 31, 2023.

For Mittal Gupta & Co.
Chartered Accountants
FRN 001874C

For T R Chadha & Co LLP
Chartered Accountants
FRN 006711N/N500028

For and on behalf of the Board of Directors

Ajay Kumar Rastogi
Partner
M No. 071426

Neena Goel
Partner
M No. 057986

Ashok Kumar Goel
Chairman
(DIN 00076553)

Gaurav Goel
Managing Director
(DIN 00076111)

Place: New Delhi
Date: May 07, 2023

Anant Pande
CEO & Whole Time Director
(DIN 08186854)

Susheel Kumar Mehrotra
Chief Financial Officer

Aparna Goel
Company Secretary



INDEPENDENT AUDITORS' REPORT

To
The Members of
Dhampur Sugar Mills Limited

Report on the Audit of the Consolidated Financial Statements

Opinion

We have audited the accompanying Consolidated Financial Statements of Dhampur Sugar Mills Limited (hereinafter referred to as "the Holding Company"), and its subsidiaries (the Holding Company and its subsidiaries together referred to as "the Group"), which comprise the Consolidated Balance Sheet as at March 31, 2023, the Consolidated Statement of Profit and Loss (including Other Comprehensive Income), the Consolidated Statement of Changes in Equity and the Consolidated Statement of Cash Flows for the year then ended, and notes to the Consolidated Financial Statements, including a summary of the significant accounting policies and other explanatory information (hereinafter referred to as "the Consolidated Financial Statements").

In our opinion and to the best of our information and according to the explanations given to us and based on the consideration of reports of other auditors on separate Financial Statements and on the other financial information of the subsidiaries as referred to in 'Other Matters' paragraph below, the aforesaid Consolidated Financial Statements give the information required by the Companies Act, 2013 ("the Act") in the manner so required and give a true and fair view in conformity with the Indian Accounting Standards prescribed under section 133 of the Act read with the Companies (Indian Accounting Standards) Rules, 2015, as amended, ("Ind AS") and other accounting principles generally accepted in India, of the consolidated state of affairs of the Group as at March 31, 2023, and the consolidated profit and consolidated total Other comprehensive income,

consolidated changes in equity and its consolidated cash flows for the year then ended.

Basis for Opinion

We conducted our audit of the Consolidated Financial Statements in accordance with the Standards on Auditing (SAs) specified under section 143(10) of the Act. Our responsibilities under those Standards are further described in Auditor's Responsibilities for the Audit of the Consolidated Financial Statements section of our report. We are independent of the Group in accordance with the Code of Ethics issued by the Institute of Chartered Accountants of India ('ICAI') read together with the independence requirements that are relevant to our audit of the Consolidated Financial Statements under the provisions of the Act and the Rules made thereunder, and we have fulfilled our other ethical responsibilities in accordance with these requirements and the ICAI's Code of Ethics. We believe that the audit evidence obtained by us and the audit evidence obtained by the other auditors in terms of their reports referred to in the Other Matter section below, is sufficient and appropriate to provide a basis for our audit opinion on the Consolidated Financial Statements.

Key Audit Matters

Key audit matters ('KAM') are those matters that, in our professional judgment, were of most significance in our audit of the Consolidated financial statements of the current period. These matters were addressed in the context of our audit of the Consolidated financial statements as a whole, and in forming our opinion thereon, and we do not provide a separate opinion on these matters. We have determined the matters described below to be the key audit matters to be communicated in our report.

Key Audit Matter	How our audit addressed the Key Audit Matter
<p>1. Inventory Valuation of Finished Goods, By-Products and Work in Progress</p> <p>As on March 31, 2023, the Group has an inventory of Finished Goods, By-Products and Work in Progress with a carrying value of ₹646.40 crores. We considered the value of the inventory of Finished Goods, By-Products and Work in Progress as a key audit matter given the relative value of inventory in the consolidated financial statements and significant judgement involved in the calculation of Cost of Production and other factors such as minimum sale price, monthly quota, and fluctuation in domestic and international selling prices, in the valuation. The determination of these assumptions and estimates requires careful evaluation by management and could lead to a material impact on the financial position and the results of the Group and therefore has been considered as a key audit matter.</p>	<p>Work in Progress</p> <p>Principal Audit Procedures</p> <p>We performed the following procedures:</p> <ul style="list-style-type: none"> ▪ Obtained an understanding of the valuation methodologies used and assessed the reasonableness and consistency of the significant assumptions used in the valuation by the Group. ▪ Evaluated and tested on a sample basis the design and operating effectiveness of key controls around inventory valuation operating within the Group. ▪ Assessed the basis, reasonableness and accuracy of adjustments made to cost calculation. Tested the arithmetical accuracy and consistency of application of the valuation approaches and models over the years. Compared the cost of the finished goods of Sugar with the net realisable value and checked if the finished goods were recorded at the net realisable value where the cost was higher than the net realisable value. We tested the cost of production and net realizable value of the inventory of sugar. We considered various factors including the prevailing unit-specific domestic selling price during and subsequent to the year-end, minimum selling price & monthly quota, selling price for contracted sugar export and initiatives taken by the Government with respect to the sugar industry as a whole. ▪ Tested the appropriateness of the disclosure in the financial statements in accordance with the applicable financial reporting framework. <p>Based on the above procedures performed, the management's determination of the inventory valuation of Finished Goods, By-Products and Work in Progress as at the year-end is considered to be reasonable.</p>
<p>2. Contingent Liabilities- Contingencies related to Regulatory</p> <p>The Group has a number of litigations pending at various forums and management's judgement is required for estimating the amount to be disclosed as contingent liability.</p> <p>This is identified as Key Audit Matter because the group has a number of litigations and uncertain positions including matters under dispute which involve significant estimates and degree of management judgement in interpreting the cases and it may be subject to management bias.</p>	<p>Direct and Indirect tax matters</p> <p>Principal Audit Procedures</p> <p>We performed the following procedures:</p> <ul style="list-style-type: none"> ▪ Understood and tested the design and operating effectiveness of controls as established by the management for obtaining all relevant information for pending litigation cases; ▪ Holding discussions with management for any material developments and the latest status of legal matters.



Key Audit Matter	How our audit addressed the Key Audit Matter
	<ul style="list-style-type: none"> ▪ Examining management's judgements and assessments of whether provisions are required considering the management's assessment of those matters that are not disclosed as the probability of material outflow is considered to be remote. ▪ Verified the adequacy of disclosures in the financial statements in this respect. <p>Based on the above procedures performed, the management's determination of the amounts and disclosure of contingent liability as at the year-end is considered to be reasonable.</p>
<p>3. Recognition of deferred tax assets relating to minimum alternate tax (MAT) credit entitlement and re-measurement of deferred tax assets and liabilities.</p> <p>The Holding Company has made an assessment of dual tax structures and decided to continue with the existing tax structure until the utilization of MAT credit and to measure deferred tax assets and liabilities at the tax rates that are expected to apply for its reversal in future. Accordingly, deferred tax assets and liabilities that are expected to reverse when the company would migrate to a new lower tax regime have been measured at a lower tax rate.</p> <p>We considered the re-measurement of deferred tax assets based on migration to a lower tax regime and recognition of deferred tax assets relating to utilisation of MAT credit entitlement is considered as a key audit matter as it involves significant management judgement including accounting estimates relating to forecasting future taxable profits, availability of sufficient taxable income in the future and recoverability within the specified period of time as well as for migration to the new lower tax regime.</p>	<p>Principal Audit Procedures</p> <p>We performed the following procedures:</p> <ul style="list-style-type: none"> ▪ Evaluated the design and implementation and tested the operating effectiveness of controls related to the assessment of the utilisation of MAT credit entitlement and Deferred Tax calculation. ▪ Evaluated and discussed with the Management, the appropriateness of assumptions and evidence supporting the underlying profitability forecasts. Assessed the assumptions used in the profitability forecasts along with the Company's tax position including the timing of future taxable profits. We also performed the retrospective review and sensitivity analysis on the key assumptions used in the aforementioned profitability forecasts for the utilisation of MAT credit entitlement. ▪ Assessed the adequacy of disclosures made in the standalone financial statements of the Group. <p>Based on the above procedures performed, the recognition of deferred tax assets relating to the MAT credit entitlement and measurement of deferred tax assets and liabilities using the tax rates applicable at the time of reversal are considered adequate and reasonable.</p>

Information Other than the Consolidated Financial Statements and Auditors' Report Thereon

The Holding Company's Board of Directors is responsible for the other information. The other information comprises the information included in the Management Discussion and Analysis, Report on Corporate Governance and Director's Report including Annexures to Director's Report, Business Responsibility and Sustainability Report and Shareholder's Information, but does not include the Consolidated Financial Statements and our auditors' report thereon. The aforesaid report is

expected to be made available to us after the date of this auditors' report.

Our opinion on the Consolidated Financial Statements does not cover the other information and we do not express any form of assurance conclusion thereon.

In connection with our audit of the Consolidated Financial Statements, our responsibility is to read the other information identified above when it becomes available and, in doing so, consider whether the other information is materially inconsistent with the Consolidated Financial Statements or our knowledge

obtained during the course of our audit or otherwise appears to be materially misstated.

When we read the Holding company's annual report and if we conclude that there is a material misstatement therein, we are required to communicate the matter to those charged with governance and shall take appropriate actions, if required.

Responsibilities of Management and Those Charged with Governance for the Consolidated Financial Statements

The Holding Company's Board of Directors is responsible for the matters stated in section 134(5) of the Companies Act, 2013 ("the Act") with respect to the preparation of these Consolidated Financial Statements that give a true and fair view of the consolidated financial position, consolidated financial performance, consolidated changes in equity and consolidated cash flows of the Group in accordance with the accounting principles generally accepted in India, including the Indian Accounting Standards (Ind AS) specified under section 133 of the Act.

The respective Board of Directors of the entities included in the Group are responsible for the maintenance of adequate accounting records in accordance with the provisions of the Act for the safeguarding of the assets of each entity and for preventing and detecting frauds and other irregularities; the selection and application of appropriate accounting policies; making judgments and estimates that are reasonable and prudent; and the design, implementation and maintenance of adequate internal financial controls, that were operating effectively for ensuring the accuracy and completeness of the accounting records, relevant to the preparation and presentation of the Consolidated Financial Statements that give a true and fair view and are free from material misstatement, whether due to fraud or error, which have been used for the purpose of preparation of the Consolidated Financial Statements by the Directors of the Holding Company, as aforesaid.

In preparing the Consolidated Financial Statements, the respective Board of Directors of the companies included in the Group are responsible for assessing the Company's ability to continue as a going concern, disclosing, as applicable, matters related to going concern and using the going concern basis of accounting unless Board of Directors either intends to liquidate the entity or to cease operations or has no realistic alternative but to do so.

The respective Board of Directors of the companies included in the Group are responsible for overseeing the financial reporting process of each entity.

Auditors' Responsibilities for the Audit of the Consolidated Financial Statements

Our objectives are to obtain reasonable assurance about whether the Consolidated Financial Statements as a whole are free from material misstatement, whether due to fraud or error, and to issue an auditors' report that includes our opinion. Reasonable assurance is a high level of assurance but is not a guarantee that an audit conducted in accordance with SAs will always detect a material misstatement when it exists. Misstatements can arise from fraud or error and are considered material if, individually or in the aggregate, they could reasonably be expected to influence the economic decisions of users taken on the basis of these Consolidated Financial Statements.

As part of an audit in accordance with SAs, we exercise professional judgment and maintain professional skepticism throughout the audit. We also:

- Identify and assess the risks of material misstatement of the Consolidated Financial Statements, whether due to fraud or error, design and perform audit procedures responsive to those risks, and obtain audit evidence that is sufficient and appropriate to provide a basis for our opinion. The risk of not detecting a material misstatement resulting from fraud is higher than for one resulting from error, as fraud may involve collusion, forgery, intentional omissions, misrepresentations, or the override of internal control.
- Obtain an understanding of internal control relevant to the audit in order to design audit procedures that are appropriate in the circumstances. Under section 143(3)(i) of the Companies Act, 2013, we are also responsible for expressing our opinion on whether the Holding company has an adequate internal financial controls system in place and the operating effectiveness of such controls.
- Evaluate the appropriateness of accounting policies used and the reasonableness of accounting estimates and related disclosures made by the management of the Holding Company.
- Conclude on the appropriateness of management of the Holding Company's use of the going concern basis of accounting in the preparation of Consolidated Financial Statements and, based on the audit evidence obtained, whether a material uncertainty exists related to events or conditions that may cast significant doubt on the appropriateness of this assumption. If we conclude that a material uncertainty exists, we are required to draw attention in our auditors' report to the related disclosures in the Consolidated Financial

Statements or, if such disclosures are inadequate, to modify our opinion. Our conclusions are based on the audit evidence obtained up to the date of our auditor's report. However, future events or conditions may cause the Group to cease to continue as a going concern.

- Evaluate the overall presentation, structure and content of the Consolidated Financial Statements, including the disclosures, and whether the Consolidated Financial Statements represent the underlying transactions and events in a manner that achieves fair presentation.
- Obtain sufficient appropriate audit evidence regarding the financial information of the entities or business activities within the Group to express an opinion on the consolidated financial statements. We are responsible for the direction, supervision and performance of the audit of the financial statements of such entities included in the Consolidated Financial Statements of which we are the independent auditors. For the other entities included in the Consolidated Financial Statements, which have been audited by other auditors, such other auditors remain responsible for the direction, supervision and performance of the audits carried out by them. We remain solely responsible for our audit opinion.

Materiality is the magnitude of misstatements in the Consolidated Financial Statements that, individually or in aggregate, makes it probable that the economic decisions of a reasonably knowledgeable user of the Consolidated Financial Statements may be influenced. We consider quantitative materiality and qualitative factors in (i) planning the scope of our audit work and in evaluating the results of our work; and (ii) to evaluate the effect of any identified misstatements in the Consolidated Financial Statements.

We communicate with those charged with governance of the Holding Company, among other matters, the planned scope and timing of the audit and significant audit findings, including any significant deficiencies in internal control that we identify during our audit.

We also provide those charged with governance with a statement that we have complied with relevant ethical requirements regarding independence, and to communicate with them all relationships and other matters that may reasonably be thought to bear on our independence, and where applicable, related safeguards.

From the matters communicated with those charged with governance, we determine those matters that were of most significance in the audit of the Consolidated Financial Statements of the current period and are therefore the key audit matters. We describe these matters in our auditors' report unless law or regulation

precludes public disclosure about the matter or when, in extremely rare circumstances, we determine that a matter should not be communicated in our report because the adverse consequences of doing so would reasonably be expected to outweigh the public interest benefits of such communication.

Other Matters

- We did not audit the standalone financial statements of one subsidiary i.e., DETS Limited considered in the preparation of the Consolidated Financial Statements which constitutes total assets of ₹2.46 crores as of March 31, 2023, total revenue of ₹1.14 Crores, total comprehensive income (comprising of net income after tax and other comprehensive income) of 1.01 Crores and net cash flow of ₹0.22 Crores for the year ended March 31, 2023, as considered in the Consolidated Financial Statements. These standalone financial statements and other financial information have been audited by another firm of Chartered accountants whose reports have been furnished to us by the Management, and our opinion on the Consolidated Financial Statements, in so far as it relates to the amounts and disclosures included in respect of this subsidiary, and our report in terms of sub-section (3) of section 143 of the Act, in so far as it relates to the aforesaid subsidiaries, is based solely on the report of the other auditors.
- The Consolidated Financial Statements include standalone financial statements of one subsidiary i.e., EHAAT Limited, whose standalone financial statements reflect total assets of ₹35.89 crores as of March 31, 2023, and total revenues of ₹212.04 crores for the year ended March 31, 2023, and total comprehensive income/(loss) of ₹3.47 crores for the year ended March 31, 2023, and net cash inflows of ₹0.63 crores for the year ended March 31, 2023, as considered in the Consolidated Financial Statements. These Standalone financial statements and other financial information have been audited, as applicable, by Joint Auditors i.e. Mittal Gupta & Co., Chartered Accountants whose reports have been furnished to us by the Management and our opinion on the Consolidated Financial Statements, in so far as it relates to the amounts and disclosures included in respect of this subsidiary, is based solely on the report of the other auditor and the procedures performed by us as stated under Auditor's Responsibilities section above.

Our opinion on the Consolidated Financial Statements, and our report on Other Legal and Regulatory Requirements below, is not modified in respect of the above matters with respect to our reliance on the work done and the reports of the other auditors and the financial statements provided by the Management.

Report on Other Legal and Regulatory Requirements

1. A. As required by Section 143(3) of the Act, based on our report, we report that:
 - (a) We have sought and obtained all the information and explanations which to the best of our knowledge and belief were necessary for the purposes of our audit of the aforesaid Consolidated Financial Statements;
 - (b) In our opinion, proper books of account as required by law relating to the preparation of the aforesaid Consolidated Financial Statements have been kept so far as it appears from our examination of those books and the reports of the other auditors;
 - (c) The Consolidated Balance Sheet, the Consolidated Statement of Profit and Loss (including other comprehensive income), the Consolidated Statement of Changes in Equity and the Consolidated Statement of Cash Flow dealt with by this Report are in agreement with the relevant books of account maintained for the purpose of preparation of the Consolidated Financial Statements;
 - (d) In our opinion, the aforesaid Consolidated Financial Statements comply with the Ind AS specified under Section 133 of the Act, read with Rule 7 of the Companies (Accounts) Rules, 2014 (as amended);
 - (e) On the basis of the written representations received from the directors of the Holding Company as on March 31, 2023, taken on record by the Board of Directors of the Holding Company and reports of the statutory auditors of its subsidiary companies which are incorporated in India, none of the directors of the Group's companies incorporated in India is disqualified as on March 31, 2023, from being appointed as a director in terms of Section 164 (2) of the Act;
 - (f) With respect to the adequacy of the internal financial controls over financial reporting and the operating effectiveness of such controls, refer to our separate Report in "Annexure A" which is based on the auditors' reports of the Holding company, and subsidiary companies incorporated in India. Our report expresses an unmodified opinion on the adequacy and operating effectiveness of internal financial controls over the financial reporting of those companies;
- B. With respect to the other matters to be included in the Auditors' Report in accordance with Rule 11 of the Companies (Audit and Auditors) Rules, 2014, in our opinion and to the best of our information and according to the explanations given to us:
 - (a) The Consolidated financial statements disclose the impact of pending litigations as of March 31, 2023, on the consolidated financial position of the Group, Refer Note – 39 (I) & (III) to the Consolidated Financial Statements;
 - (b) The Group did not have any long-term contracts including derivative contracts for which there were any material foreseeable losses;
 - (c) There were no amounts, during the year, which were required to be transferred to the Investor Education and Protection Fund by the Holding Company and its subsidiary companies incorporated in India.
 - (d)
 - (i) The respective Managements of the Holding Company and its subsidiaries which are companies incorporated in India, whose financial statements have been audited under the Act, have represented to us and to the other auditors of such subsidiaries respectively that, to the best of their knowledge and belief, other than as disclosed in note 52 to the consolidated financial statements, no funds have been advanced or loaned or invested (either from borrowed funds or share premium or any other sources or kind of funds) by the Holding Company or any of such subsidiaries to or in any other persons or entities, including foreign entities ("Intermediaries"), with the understanding, whether recorded in writing or otherwise, that the Intermediary shall, directly or indirectly lend or invest in other persons or entities identified in any manner whatsoever by or on behalf of the Holding Company or any of such subsidiaries ("Ultimate Beneficiaries") or provide any guarantee, security or the like on behalf of the Ultimate Beneficiaries;
 - (ii) The respective Managements of the Holding company and its subsidiaries which are companies incorporated in India, whose financial statements have been audited under the Act, have represented to us and to the other auditors of such subsidiaries respectively that, to the best of their

knowledge and belief, other than as disclosed in note 52 to the consolidated financial statements, no funds have been received by the Holding company or any of such subsidiaries from any persons or entities, including foreign entities ("Funding Parties"), with the understanding, whether recorded in writing or otherwise, that the Holding company or any of such subsidiaries shall, directly or indirectly, lend or invest in other persons or entities identified in any manner whatsoever by or on behalf of the Funding Party ("Ultimate Beneficiaries") or provide any guarantee, security or the like on behalf of the Ultimate Beneficiaries;

- (iii) Based on the audit procedures performed that have been considered reasonable and appropriate in the circumstances performed by us and that performed by the auditors of the subsidiary which are companies incorporated in India whose financial statements have been audited under the Act, nothing has come to our or other auditors' notice that has caused us or the other auditors to believe that the representations under sub-clause (i) and (ii) of Rule 11(e), as provided under d(i) and d(ii) above, contain any material misstatement.
- (e) The interim dividend declared and paid by the Holding Company during the year and until the date of this audit report is in accordance with section 123 of the Companies Act 2013.
- (f) As proviso to rule 3(1) of the Companies (Accounts) Rules, 2014 is applicable for the group only w.e.f. April 1, 2023, reporting under this clause is not applicable.
- C. With respect to the matter to be included in the Auditors' Report in accordance with the requirements of section 197(16) of the Act, as amended:
- In our opinion and according to the information and explanation given to us, the remuneration paid during the current year by the Holding Company and its subsidiaries which are incorporated in India to its directors is in accordance with the provisions of Section 197 of the Act. The remuneration paid to any director by the Holding Company and its subsidiaries which are incorporated in India, is not in excess of the limit laid down under Section 197 of the Act. The Ministry of Corporate Affairs has not prescribed other details under Section 197(16) of the Act which are required to be commented upon by us.

2. With respect to the matters specified in paragraphs 3(xxi) and 4 of the Companies (Auditor's Report) Order, 2020 (the "Order"/ "CARO") issued by the Central Government in terms of Section 143(11) of the Act, to be included in Auditors' report, according to the information and explanations given to us, and based on the CARO reports issued by us and the auditors of the respective companies included in the consolidated financial statements to which reporting under CARO is applicable, as provided to us by the Management of the holding company and based on the identification of matters of qualifications or adverse remarks in their CARO reports by the respective component auditors and provided to us, we report that the auditors of such companies have not reported any qualifications or adverse remarks in their CARO report except for the following:

No.	Name of the Company	CIN	Nature of Relationship	Clause Number of CARO report with qualification or adverse remark
1.	DETS LIMITED	U74900UP2011PLC045167	Subsidiary Company	CARO clause number 3 (xvii)

For Mittal Gupta & Co.
Chartered Accountants
Firm Registration No.001874C

Ajay Kumar Rastogi
Partner
Membership No. 071426

Place of signature: New Delhi
Date: May 07, 2023
UDIN: 23071426BGYVDD4545

For T R Chadha & Co LLP
Chartered Accountants
Firm Registration No.006711N/N500028

Neena Goel
Partner
Membership No. 057986

Place of signature: New Delhi
Date: May 07, 2023
UDIN :23057986BGVLGX8672

Annexure A to the Independent Auditors' Report on the Consolidated Financial Statements of the Dhampur Sugar Mills Limited for the year ended March 31, 2023

Report on the Internal Financial Controls with reference to aforesaid Consolidated Financial Statements under Clause (i) of Sub-section 3 of Section 143 of the Companies Act, 2013 ("the Act")

(Referred to in paragraph 1 A(6) under the 'Report on Other Legal and Regulatory Requirements' section of our report of even date)

Opinion

In conjunction with our audit of the Consolidated Financial Statements of Dhampur Sugar Mills Limited ("the Holding Company") as of March 31, 2023, we have audited the internal financial controls over financial reporting with reference to the Consolidated Financial Statements of the Holding Company and such companies incorporated in India under the Companies Act, 2013 which are its subsidiary companies, as of that date.

In our opinion, to the best of our information and according to the explanations given to us and based on the consideration of the reports of other auditors referred to in the Other Matters paragraph below, the Holding company, and its subsidiary companies, which are companies incorporated in India, have, in all material respects, an adequate internal financial controls system over financial reporting and such internal financial controls over financial reporting were operating effectively as at March 31, 2023, based on the criteria for internal financial control over financial reporting established by the respective companies considering the essential components of internal control stated in the Guidance Note on Audit of Internal Financial Controls Over Financial Reporting issued by the Institute of Chartered Accountants of India (the "Guidance Note").

Management's Responsibility for Internal Financial Controls

The respective company's management and the Board of Directors are responsible for establishing and maintaining internal financial controls with reference to consolidated financial statements based on the criteria established by the respective company, considering the essential components of internal control stated in the Guidance Note. These responsibilities include the design, implementation and maintenance of adequate internal financial controls that were operating effectively for ensuring the orderly and efficient conduct of its business, including adherence to the respective company's policies, the safeguarding of its assets, the prevention and detection of frauds and errors, the accuracy and completeness of the accounting

records, and the timely preparation of reliable financial information, as required under the Companies Act, 2013 (hereinafter referred to as "the Act").

Auditors' Responsibility

Our responsibility is to express an opinion on the internal financial controls over financial reporting with reference to Consolidated Financial Statements based on our audit. We conducted our audit in accordance with the Guidance Note and the Standards on Auditing, prescribed under section 143(10) of the Act, to the extent applicable to an audit of internal financial controls with reference to consolidated financial statements. Those Standards and the Guidance Note require that we comply with ethical requirements and plan and perform the audit to obtain reasonable assurance about whether adequate internal financial controls over financial reporting with reference to consolidated financial statements were established and maintained and if such controls operated effectively in all material respects.

Our audit involves performing procedures to obtain audit evidence about the adequacy of the internal financial controls with reference to Consolidated Financial Statements and their operating effectiveness. Our audit of internal financial controls over financial reporting with reference to Consolidated Financial Statements included obtaining an understanding of internal financial controls over financial reporting with reference to Consolidated Financial Statements, assessing the risk that a material weakness exists, and testing and evaluating the design and operating effectiveness of the internal controls based on the assessed risk. The procedures selected depend on the auditors' judgement, including the assessment of the risk of misstatement of the Consolidated Financial Statements, whether due to fraud or error.

We believe that the audit evidence we have obtained and the audit evidence obtained by the other auditors in terms of their reports referred to is sufficient and appropriate to provide a basis for our audit opinion on the internal financial controls system over financial reporting with reference to Consolidated Financial Statements.

Meaning of Internal Financial Controls with reference to Consolidated Financial Statements

A company's internal financial controls over financial reporting with reference to Consolidated Financial Statements is a process designed to provide reasonable assurance regarding the reliability of financial reporting and the preparation of Consolidated Financial Statements for external purposes in accordance with generally accepted accounting principles. A company's internal financial control over financial reporting includes those policies and procedures that (1) pertain to the maintenance of records that, in reasonable detail, accurately and fairly reflect the transactions and dispositions of the assets of the company; (2) provide reasonable assurance that transactions are recorded as necessary to permit preparation of Consolidated Financial Statements in accordance with generally accepted accounting principles, and that receipts and expenditures of the company are being made only in accordance with authorizations of management and directors of the company; and (3) provide reasonable assurance regarding prevention or timely detection of unauthorized acquisition, use, or disposition of the company's assets that could have a material effect on the Consolidated Financial Statements.

For Mittal Gupta & Co.
Chartered Accountants
Firm Registration No.001874C

Ajay Kumar Rastogi
Partner
Membership No. 071426

Place of signature: New Delhi
Date: May 07, 2023
UDIN: 23071426BGYVDD4545

Inherent Limitations of Internal Financial Controls with reference to Consolidated Financial Statements

Because of the inherent limitations of internal financial controls over financial reporting with reference to Consolidated Financial Statements, including the possibility of collusion or improper management override of controls, material misstatements due to error or fraud may occur and not be detected. Also, projections of any evaluation of the internal financial controls over financial reporting with reference to consolidated financial statements to future periods are subject to the risk that the internal financial controls over financial reporting with reference to consolidated financial statements may become inadequate because of changes in conditions, or that the degree of compliance with the policies or procedures may deteriorate.

Other Matters

Our aforesaid report under Section 143 (3) (i) of the Act on the adequacy and operating effectiveness of the internal financial controls over financial reporting with reference to Consolidated Financial Statements in so far as it related to two subsidiary company, which is incorporated in India, is based on the corresponding report of auditors of such company.

For T R Chadha & Co LLP
Chartered Accountants
Firm Registration No.006711N/N500028

Neena Goel
Partner
Membership No. 057986

Place of signature: New Delhi
Date: May 07, 2023
UDIN :23057986BGVLGX8672

CONSOLIDATED BALANCE SHEET as at March 31, 2023

CIN No :- L15249UP1933PLC000511

(₹ in Crores)

	Note No.	As at March 31, 2023	As at March 31, 2022
ASSETS			
(1) Non - current assets			
(a) Property, plant and equipment	4	1,025.87	990.34
(b) Right-of use-asset	5 (i)	17.68	6.83
(c) Capital work - in - progress	6	103.34	28.74
(d) Goodwill	7	-	-
(e) Other intangible assets	8	1.77	2.08
(f) Biological asset	9 (i)	-	-
(g) Financial assets			
(i) Investments	10	1.80	5.14
(ii) Others financial assets	12 (i)	1.89	1.98
(h) Other non - current assets	13 (i)	4.73	15.98
Sub total (Non current assets)		1,157.08	1,051.09
(2) Current assets			
(a) Inventories	14	666.75	852.35
(b) Biological asset	9 (ii)	1.51	1.37
(c) Financial assets			
(i) Trade receivables	15	194.49	159.91
(ii) Cash and cash equivalents	16	38.44	44.55
(iii) Bank Balances other than (ii) above	17	17.29	14.00
(iv) Loans	11	1.62	1.78
(v) Others financial assets	12 (ii)	0.63	0.90
(d) Other current assets	13 (ii)	42.07	38.66
(e) Current tax assets (net)	26	1.56	-
Sub total (Current assets)		964.36	1,113.52
(f) Assets classified as held for sale - continuing operation		0.21	0.21
Total assets		2,121.65	2,164.82
EQUITY AND LIABILITIES			
EQUITY			
(a) Equity share capital	18	66.38	66.38
(b) Other equity	19	976.18	818.60
Equity attributable to the owners of the parent		1,042.56	884.98
Non- Controlling Interest	19	0.48	-
Sub total (Equity)		1,043.04	884.98
LIABILITIES			
(1) Non - current liabilities			
(a) Financial liabilities			
(i) Borrowings	20 (i)	217.05	233.53
(ii) Lease Liabilities	5 (ii)	13.18	3.81
(b) Other non - current liabilities	24 (i)	0.48	1.60
(c) Provisions	22 (i)	15.55	15.32
(d) Deferred tax liabilities (net)	23	57.49	30.05
Sub total (non current liabilities)		303.75	284.31
(2) Current liabilities			
(a) Financial liabilities			
(i) Borrowings	20 (ii)	508.85	645.59
(ii) Trade payables			
(A) total outstanding dues of micro enterprises and small enterprises; and	25	4.67	2.74
(B) trade payable other than (A) above	25	177.31	228.97
(iii) Lease Liabilities	5 (ii)	4.80	2.64
(iv) Other financial liabilities	21	44.39	75.11
(b) Other current liabilities	24 (ii)	28.33	34.52
(c) Provisions	22 (ii)	6.51	5.22
(d) Current tax liabilities (net)	26	-	0.74
Sub total (current liabilities)		774.86	995.53
Total equity & liabilities		2,121.65	2,164.82

See accompanying significant accounting policies and notes to the financial statements - 1 to 53.

This is the Balance Sheet referred to in our report of even date

For Mittal Gupta & Co.
Chartered Accountants
FRN 001874C

For T R Chadha & Co LLP
Chartered Accountants
FRN 006711N/N500028

For and on behalf of the Board of Directors

Ajay Kumar Rastogi
Partner
M No. 071426

Neena Goel
Partner
M No. 057986

Ashok Kumar Goel
Chairman
(DIN 00076553)

Gaurav Goel
Managing Director
(DIN 00076111)

Place: New Delhi
Date: May 07, 2023

Anant Pande
CEO & Whole Time Director
(DIN 08186854)

Susheel Kumar Mehrotra
Chief Financial Officer

Aparna Goel
Company Secretary



CONSOLIDATED STATEMENT OF PROFIT AND LOSS for the year ended March 31, 2023

CIN No :- L15249UP1933PLC000511

Particulars	Note No.	(₹ in Crores)	
		For the year ended March 31, 2023	For the year ended March 31, 2022
I Revenue from operations	27	2,874.02	2,162.98
II Other income	28	15.48	10.64
III Total income (I + II)		2,889.50	2,173.62
IV Expenses			
Cost of materials consumed	29	1,691.47	1,600.55
Excise duty on sale of goods	30	414.26	258.93
Purchase of Stock-in-Trade	31	21.37	24.21
Changes in inventories of finished goods, stock - in - trade and work - in - progress	32	168.91	(274.49)
Employee benefits expenses	33	84.06	78.16
Finance costs	34	43.94	50.16
Depreciation and amortization expenses	35	52.08	50.29
Other expenses	36	190.62	184.23
Total expenses (IV)		2,666.71	1,972.04
V Profit / (loss) before exceptional items and tax from operations (III - IV)		222.79	201.58
VI Exceptional items		-	-
VII Profit / (loss) before tax from operations (V - VI)		222.79	201.58
VIII Tax expense			
(1) Current tax	37	37.11	34.50
(2) Deferred tax	37	27.69	23.05
Total Tax expense (VIII)		64.80	57.55
IX Profit / (loss) for the period (VII - VIII)		157.99	144.03
X Other comprehensive income from operation			
A (i) Items that will not be reclassified to profit or loss			
-- Remeasurement of post-employment benefits obligation		(0.76)	0.47
-- Change in fair value of FVOCI equity investments		0.28	2.73
(ii) Income tax relating to items that will not be reclassified to profit or loss	23	0.24	(0.44)
B Items that will be reclassified to profit or loss			
(i) -- Net change in intrinsic value of derivatives designated as cash flow hedges		(0.03)	(1.12)
(ii) Income tax relating to items that will be reclassified to profit or loss	23	0.01	0.39
Total other comprehensive income from operation (X)		(0.26)	2.03
XI Total comprehensive income for the period (IX+X)		157.73	146.06
XII Profit for the year from operation attributable to:-			
(i) Owners of the parent		157.50	144.04
(ii) Non controlling Interest		0.49	(0.01)
Other comprehensive income for the year attributable to:-			
(i) Owners of the parent		(0.26)	2.03
(ii) Non- controlling interest		-	-
Total comprehensive income for the year attributable to:-			
(i) Owners of the parent		157.24	146.07
(ii) Pre acquisition profit attributable to owners		-	-
(ii) Non- controlling interest		0.49	(0.01)
XIII Earning per equity share (face value of ₹10 each) from operations	38		
Basic and Diluted (in ₹)		23.72	21.70

See accompanying significant accounting policies and notes to the financial statements - 1 to 53.

This is Statement of Profit and Loss Statement referred to in our report of even date

For Mittal Gupta & Co.
Chartered Accountants
FRN 001874C

For T R Chadha & Co LLP
Chartered Accountants
FRN 006711N/N500028

For and on behalf of the Board of Directors

Ajay Kumar Rastogi
Partner
M No. 071426

Neena Goel
Partner
M No. 057986

Ashok Kumar Goel
Chairman
(DIN 00076553)

Gaurav Goel
Managing Director
(DIN 00076111)

Place: New Delhi
Date: May 07, 2023

Anant Pande
CEO & Whole Time Director
(DIN 08186854)

Susheel Kumar Mehrotra
Chief Financial Officer

Aparna Goel
Company Secretary

CONSOLIDATED STATEMENT OF CHANGES IN EQUITY for the year ended March 31, 2023

CIN: L15249UP1933PLC000511

A. Equity share capital

	As at March 31, 2023		As at March 31, 2022	
	No. of Shares	Amount	No. of Shares	Amount
Balance at the beginning of the year	6,63,87,590	66.38	6,67,13,086	66.45
Changes in equity share capital during the year	-	-	(3,25,496)	(0.07)
Balance at the end of the reporting period	6,63,87,590	66.38	6,63,87,590	66.38

B. Other Equity

Particulars	Surplus				Others reserves			Total				
	Capital reserve	Security premium	Storage fund/ reserve for molasses	Capital redemption reserve	General reserve	Retained earnings	Remeasurement of post-employment benefits obligation		FVOCI equity investment reserve	FVOCI cash flow hedge reserve	Foreign currency translation reserve	Non Controlling Interest
Balance as at April 1, 2021	7.56	379.94	2.11	3.72	122.04	979.08	(4.11)	1.36	0.98	0.92	-	1,493.60
Profit/ (Loss) for the year	-	-	-	-	-	144.04	-	-	-	-	(0.01)	144.03
Add: Cancellation of forfeited shares pursuant to scheme of arrangement (refer note 42)	0.07	-	-	-	-	-	0.34	2.48	(0.73)	-	-	2.09
Less: Balance transferred pursuant to scheme of arrangement (refer note 42)	(7.50)	(379.94)	-	(3.72)	(122.04)	(267.79)	-	0.57	-	(0.92)	-	(781.14)
Molasses fund created during the year	-	-	0.34	-	-	-	-	-	-	-	-	0.34
Molasses transferred to retained earning	-	-	(0.56)	-	-	-	-	-	-	-	-	(0.56)
Transfer to retained earnings	-	-	-	-	-	-	-	-	-	(0.25)	-	(0.25)
Transfer/ Adjustments from Other Reserves	-	-	-	-	-	3.25	-	-	-	-	-	3.25
Interim dividend, inclusive of taxes	-	-	-	-	-	(39.83)	-	-	-	-	-	(39.83)
Demerger expenses pursuant to the scheme of arrangement	-	-	-	-	-	(3.00)	-	-	-	-	-	(3.00)
Balance as at March 31, 2022	0.33	1.89	-	-	-	815.75	(3.77)	4.41	(0.00)	(0.00)	(0.01)	818.60
Profit/ (Loss) for the year	-	-	-	-	-	157.50	(0.49)	0.25	(0.02)	-	0.49	157.99
Other comprehensive income	-	-	-	-	-	-	-	-	-	-	-	(0.26)
Add: Cancellation of forfeited shares pursuant to scheme of arrangement (refer note 42)	-	-	-	-	-	-	-	-	-	-	-	-
Less: Balance transferred pursuant to scheme of arrangement (refer note 42)	-	-	-	-	-	-	-	-	-	-	-	-
Molasses fund created during the year	-	-	0.33	-	-	-	-	-	-	-	-	0.33
Molasses transferred to general reserve	-	-	(0.20)	-	0.20	-	-	-	-	-	-	-
Transfer to retained earnings	-	-	-	-	-	3.13	-	(3.13)	-	-	-	-
Transfer/ Adjustments from Other Reserves	-	-	-	-	-	-	-	-	-	-	-	-
Interim dividend, inclusive of taxes	-	-	-	-	-	-	-	-	-	-	-	-
Demerger expenses pursuant to the scheme of arrangement	-	-	-	-	-	-	-	-	-	-	-	-
Balance as at March 31, 2023	0.33	-	2.02	-	0.20	976.38	(4.26)	1.53	(0.00)	(0.02)	0.48	976.66

See accompanying significant accounting policies and notes to the financial statements - 1 to 53.

This is Statement of Change in Equity referred to in our report of even date

For T R Chadha & Co LLP
Chartered Accountants
FRN 006711N/N500028

Ajay Kumar Rastogi
Partner
M No. 071426

Neena Goel
Partner
M No. 057986

Ashok Kumar Goel
Chairman
(DIN 00076553)

Gaurav Goel
Managing Director
(DIN 00076111)

Place: New Delhi
Date: May 07, 2023

Anant Pande
CEO & Whole Time Director
(DIN 08186854)

Susheel Kumar Mehrotra
Chief Financial Officer

Aparna Goel
Company Secretary

For and on behalf of the Board of Directors

CONSOLIDATED STATEMENT OF CASH FLOW for the year ended March 31, 2023

CIN No :- L15249UP1933PLC000511

(₹ in Crores)

	Particulars	For the year ended March 31, 2023	For the year ended March 31, 2022
A	Cash flow from operating activities		
	Profit before Tax	222.79	201.58
	Adjustments :		
	Depreciation and impairment of property, plant and equipment & Intangible asset	52.08	50.30
	(Gain) / Loss on disposal of property, plant and equipment	4.00	(1.18)
	Finance costs	43.94	50.16
	Storage fund for molasses	0.33	0.34
	Finance income	(2.44)	(1.54)
	Dividend income	(0.04)	(0.04)
	Provision for doubtful debts	-	0.33
	Fair value gain on re-measurement of biological assets through profit or loss	(1.51)	(1.45)
	Liabilities/ Provisions no longer required written back	(7.62)	(0.21)
	Bad-debts written off	0.12	3.16
	Provision for employee benefits	2.21	0.64
	Adjustment for Demerger Expenses	-	(3.00)
	Operating profit before working capital adjustments	313.86	299.09
	Working capital adjustments		
	(Increase) /Decrease in trade receivables	(34.70)	(62.94)
	(Increase) /Decrease in other financial assets	0.62	(2.85)
	(Increase) /Decrease in other assets	(0.31)	(8.18)
	(Increase) /Decrease in Government grants	(1.92)	39.06
	(Increase) /Decrease in inventories	185.60	(277.17)
	Increase / (Decrease) in trade and other financial liabilities	(39.70)	25.86
	Increase / (Decrease) in provisions and other liabilities	(1.14)	21.17
	Cash generated from operations	422.31	34.04
	Tax expenses	(39.41)	(34.19)
	Net cash generated from operating activities	382.90	(0.15)
B	Investing activities		
	Purchase of property, plant and equipment (Net)	(149.13)	(87.49)
	Sale/redemption of financial instruments	3.62	-
	Interest received	2.34	1.37
	Purchase/maturity of fixed deposits (Net)	(3.29)	(4.80)
	Dividend received	0.04	0.04
	Net cash flow from / (used in) investing activities	(146.42)	(90.88)
C	Financing activities		
	Repayments of long term borrowings	(149.77)	(118.60)
	Payment of Lease Liabilities	(3.91)	(1.99)

CONSOLIDATED STATEMENT OF CASH FLOW for the year ended March 31, 2023

CIN No :- L15249UP1933PLC000511

(₹ in Crores)

Particulars	For the year ended March 31, 2023	For the year ended March 31, 2022
Interest paid on Lease Liabilities	(0.74)	(0.65)
Receipt of long term borrowings	140.05	113.02
Proceeds from short term borrowings (net)	(143.50)	134.17
Dividend including dividend distribution tax	(39.83)	(0.13)
Finance cost paid	(44.89)	(48.70)
Net cash flow from / (used in) financing activities	(242.59)	77.12
Net increase in cash and cash equivalents (A+B+C)	(6.11)	(13.91)
Opening cash & cash equivalents	44.55	72.46
Less: Transferred pursuant to scheme of arrangement	-	(14.00)
Closing cash and cash equivalents for the purpose of Cash Flow Statement	38.44	44.55

Notes:

- The above cash flow statement has been prepared under the indirect method set out in Indian Accounting Standard (Ind AS) 7
- Figures in brackets indicate cash outflow from respective activities.
- Cash and cash equivalents as at the Balance Sheet date consists of :

Particulars	As at March 31, 2023	As at March 31, 2022
Balances with banks :		
-On current account	37.90	43.82
Cash on hand	0.54	0.73
Total	38.44	44.55

See accompanying significant accounting policies and notes to the Financial statements - 1 to 53.

This is Statement of Cash Flow referred to in our report of even date

For Mittal Gupta & Co.
Chartered Accountants
FRN 001874C

For T R Chadha & Co LLP
Chartered Accountants
FRN 006711N/N500028

For and on behalf of the Board of Directors

Ajay Kumar Rastogi
Partner
M No. 071426

Neena Goel
Partner
M No. 057986

Ashok Kumar Goel
Chairman
(DIN 00076553)

Gaurav Goel
Managing Director
(DIN 00076111)

Place: New Delhi
Date: May 07, 2023

Anant Pande
CEO & Whole Time Director
(DIN 08186854)

Susheel Kumar Mehrotra
Chief Financial Officer

Aparna Goel
Company Secretary



Notes forming part of the Consolidated Financial Statements for the year ended March 31, 2023

1) Corporate Information:

The consolidated financial statements comprise financial statements of Dhampur Sugar Mills Limited ("DSML" or "the Company" or "the Parent") and its Subsidiaries Company, EHAAT Limited & DETS Limited ("the Subsidiary Company") (collectively referred to as "the Group") for the year ended March 31, 2023.

The Company having CIN No. L15249UP1933PLC000511 is a public company domiciled in India and incorporated under the provisions of the Companies Act applicable in India and has its registered office at Bijnor, Uttar Pradesh, India.

The Company's shares are listed on two stock exchanges in India namely, National Stock Exchange of India and Bombay Stock Exchange of India.

The company is engaged mainly in the manufacturing and selling of sugar, chemicals, ethanol and co-generation of power.

Its allied business consists of:

- (a) Business of importers, exporters of white crystal sugar, ethyl acetate, ethyl alcohol and yellow soybeans,
- (b) E-commerce business and,
- (c) Sale of machinery and providing services related with these machineries.

2) Consolidated Significant Accounting Policies:

The significant accounting policies applied by the Group in the preparation of its consolidated financial statements are listed below. Such accounting policies have been applied consistently to all the periods presented in these consolidated financial statements, unless otherwise indicated.

i. Basis of preparation and presentation

a) Compliance with Ind AS

The consolidated financial statements comply in all material aspects with Indian Accounting Standards (Ind AS) notified under section 133 of the Companies Act, 2013 (the Act) read with the Rule 3 of the Companies (Indian Accounting Standards) Rules, 2015 (as amended) and other relevant amendment rules thereafter and accounting principles generally accepted in India.

The consolidated accounting policies have been consistently applied except where a newly issued Indian Accounting Standard is initially adopted or a revision to an existing Indian Accounting Standard requires a change in the accounting policy hitherto in use.

b) Basis of preparation

The consolidated financial statements have been prepared on the historical cost basis except for certain financial assets and liabilities that are measured at fair values at the end of each reporting period, like assets for defined benefit plans and biological assets that are measured at fair value, and assets held for sale which is measured at lower of cost and fair value less cost to sell as explained further in notes to consolidated financial statements.

c) Functional and presentation currency

The consolidated financial statements are presented in Indian rupees (₹) and all values are rounded to the nearest crores and two decimals thereof, except if otherwise stated.

d) Basis of Consolidation

The consolidated financial statements related to Dhampur Sugar Mills Limited ("The Company" and its Subsidiaries Collectively referred as the "Group"). The Company consolidates all entities which are controlled by it.

In the case of subsidiaries, control is achieved when the group is exposed, or has right, to variable return from its involvement with the investee and has the ability to affect those returns through its power over the investee. Specifically, the Group controls an investee if and only if the Group has:

Notes forming part of the Consolidated Financial Statements for the year ended March 31, 2023

- Power over the investee (i.e. existing rights that give it the current ability to direct the relevant activities of the investee)
- Exposure, or rights, to variable returns from its involvement with the investee, and
- The ability to use its power over the investee to affect its returns

The group re-assesses whether or not it controls an investee if facts and circumstances indicate that there are changes to one or more of the three elements of control.

Consolidation of a subsidiary begins when the Group obtains control over the subsidiary and ceases when the Group loses control of the subsidiary. Assets, Liabilities, income and expenses of a subsidiary acquired or disposed of during the year are included in the consolidated financial statements from the date the group gains control until the date the Group ceases to control the subsidiary.

Consolidated financial statements are prepared using uniform accounting policies for like transactions and other events in similar circumstances. If a member of the group uses accounting policies other than those adopted in the consolidated financial statements for like transactions and events in similar circumstances, appropriate adjustments are made to that group member's financial statement in preparing the consolidated financial statements to ensure conformity with the group's accounting policies.

The consolidated financial statements of all entities used for the purpose of consolidation are drawn up to same reporting date as that of the parent company, i.e. year ended on March 31, 2023.

Profit or loss and each component of other comprehensive income (OCI) are attributed to the owners of the Company and to the non-controlling interests. Total comprehensive income of subsidiaries is attributed to the owners of the Company and to the non-controlling interests even if this results in the non-controlling interests having a deficit balance.

e) Consolidation procedure

The consolidated financial statements have been prepared on the following basis:

- (i) The financial statements of the Company and its subsidiaries are combined on a line-by-line basis by adding together like items of assets, liabilities, equity, incomes, expenses and cash flows, after fully eliminating intra-group balances and intra-group transactions.
- (ii) Profits or losses resulting from intra-group transactions that are recognised in assets, such as inventory and property, plant & equipment, are eliminated in full.
- (iii) In case of foreign subsidiaries, revenue items are consolidated at the average rate prevailing during the year. All assets and liabilities are converted at rates prevailing at the end of the year. Any exchange difference arising on consolidation is recognised in the Foreign Currency Translation Reserve.
- (iv) Offset (eliminate) the carrying amount of the parent's investment in each subsidiary and the parent's portion of equity of each subsidiary.
- (v) The difference between the proceeds from disposal of investment in subsidiaries and the carrying amount of its assets less liabilities as on the date of disposal is recognised in the Consolidated Statement of Profit and Loss being the profit or loss on disposal of investment in subsidiary.
- (vi) Non-Controlling Interest's share of profit / loss of consolidated subsidiaries for the year is identified and adjusted against the income of the group in order to arrive at the net income attributable to owners of the Company.
- (vii) Non-Controlling Interest's share of net assets of consolidated subsidiaries is identified and presented in the Consolidated Balance Sheet separate from liabilities and the equity of the owners of the Company.



Notes forming part of the Consolidated Financial Statements for the year ended March 31, 2023

ii. Current versus non-current classification

The Group presents assets and liabilities in the balance sheet based on current/ non-current classification.

An asset is treated as current when it satisfies any of the following criteria:-

- Expected to be realized or intended to be sold or consumed in the normal operating cycle
- Held primarily for the purpose of trading
- Expected to be realized within twelve months after the reporting date, or
- Cash or cash equivalent unless restricted from being exchanged or used to settle liability for at least twelve months after the reporting date.

Current assets include the current portion of non-current financial assets. All other assets are classified as non-current.

A liability is treated as current when it satisfies any of the following criteria:

- Expected to be settled in the company's normal operating cycle;
- Held primarily for the purpose of trading;
- Due to be settled within twelve months after the reporting date; or
- The Company does not have an unconditional right to defer settlement of the liability for at least twelve months after the reporting date.
- Terms of a liability that could, at the option of the counterparty, result in its settlement by the issue of equity instruments do not affect its classification.

Current liabilities include the current portion of non-current financial liabilities. All other liabilities are classified as non-current.

The Group has ascertained its operating cycle as 12 months for the purpose of current and non-current classification of assets and liabilities.

iii. Property, plant and equipment & capital work-in-progress

Property, plant and equipment are tangible items that are held for use in the production or supply for goods and services, rental to others or for administrative purposes and are expected to be used during more than one period.

The cost of an item of property, plant and equipment is being recognised as an asset if and only if it is probable that future economic benefits associated with the item will flow to the Group and the cost of the item can be measured reliably. Subsequent costs are included in the asset's carrying amount only when it is probable that future economic benefits associated with the item will flow to the entity and the cost of the item can be measured reliably.

Freehold lands are stated at cost. All other items of property, plant and equipment are stated at cost, net of recoverable taxes less accumulated depreciation, and impairment loss, if any.

The cost of an asset includes the purchase cost of material, including import duties and non-refundable taxes, and any directly attributable costs of bringing an asset to the location and condition of its intended use. For this purpose, cost includes carrying value as Deemed cost on the date of transition. Interest on borrowings used to finance the construction of qualifying assets are capitalized as part of the cost of the asset until such time that the asset is ready for its intended use.

Items of spare parts, stand-by equipment and servicing equipment which meet the definition of property, plant and equipment are capitalized. Other spare parts are carried as inventory and recognized in the statement of profit and loss on consumption. When parts of an item of PPE have different useful lives, they are accounted for as separate component.

The carrying amount of the replaced part is derecognized. All other repair and maintenance costs are recognised in the Statement of Profit and Loss as incurred.

Notes forming part of the Consolidated Financial Statements for the year ended March 31, 2023

The present value of the expected cost for the decommissioning of an asset after its use, if any, is included in the cost of the respective asset if the recognition criteria for a provision are met.

The cost and related accumulated depreciation are eliminated from the financial statement upon sale or retirement of the asset and resultant gain or loss are recognized in the Statement of Profit and Loss.

Assets identified and technically evaluated as obsolete are retired from active use and held for disposal are stated at the lower of its carrying amount and fair value less cost to sell.

Capital work-in-progress, representing expenditure incurred in respect of assets under development and not ready for their intended use, are carried at cost. Cost includes related acquisition expenses, construction cost, related borrowing cost and other direct expenditure.

iv. Intangible assets

Intangible assets acquired separately are measured on initial recognition at cost. Following initial recognition, intangible assets are carried at cost less accumulated amortisation and accumulated impairment losses. For this purpose, cost includes carrying value as Deemed cost on the date of transition.

Internally generated intangible assets, excluding capitalized development costs, are not capitalized and expenditure is reflected in the statement of profit and loss in the year in which the expenditure is incurred.

An intangible asset is derecognized on disposal, or when no future economic benefits are expected from use or disposal. Gains or losses arising from derecognition of an intangible asset, measured as the difference between the net disposal proceeds and the carrying amount of the asset, is recognised in the statement of profit and loss.

v. Depreciation and amortization

The classification of plant and machinery into continuous and non-continuous process is done as per their use and depreciation thereon is provided accordingly. Depreciation commences when the assets are available for their intended use. Depreciation is calculated using the straight-line method to allocate their cost, net of their residual values, over their estimated useful lives in respect of majority of assets.

The management has estimated the useful lives and residual values of all property, plant and equipment and adopted useful lives as stated in Schedule II of the Companies Act, 2013.

The Group has used the following useful lives to provide depreciation on its assets:

Assets	Useful Lives
Building	03-60 years
Plant & equipment	15-40 years
Furniture & fixtures	10 years
Railway sidings	15 years
Weighbridge	15 years
Computers	03 years
Office equipment	05 years
Electrical appliances	15 years
Vehicles	08 years
Farm asset and equipment	15 years

Intangible assets are amortized on a straight-line basis over the estimated useful economic life of the assets. The Group uses a rebuttable presumption that the useful life of intangible assets is ten years from the date when the assets is available for use.

The estimated useful lives, residual values and depreciation method are reviewed at the end of each financial year and are given effect to wherever appropriate.



Notes forming part of the Consolidated Financial Statements for the year ended March 31, 2023

vi. Foreign currency translations

Transactions and balances

The Group's consolidated Ind AS financial statements are presented in Indian Rupee, which is also the parent company's functional currency. For each entity, the Group determines the functional currency and items included in the financial statements of each entity are measured using that functional currency.

Transactions in foreign currencies are initially recorded by the Group's entities at their respective functional currency spot rates at the date of the transaction first qualifies for recognition. However, for practical reasons, the Group uses an average rate if the average approximates the actual rate at the date of the transaction.

Monetary assets and liabilities related to foreign currency transactions remaining outstanding at the balance sheet date are translated at the functional currency spot rate of exchange prevailing at the balance sheet date. Any income or expense arising on account of foreign exchange difference either on settlement or on translation is recognised in the Statement of Profit and Loss.

Non-monetary items which are carried at historical cost denominated in a foreign currency are translated using the exchange rate at the date of the initial transaction.

The results and financial position of foreign operations (none of which has the currency of a hyperinflationary economy) that have a functional currency different from the presentation currency are translated into the presentation currency as follows:

- a) Assets and liabilities are translated at the closing rate at the date of that balance sheet
- b) Income and expenses are translated at average exchange rates (unless this is not a reasonable approximation of the cumulative effect of the rates prevailing on the transaction dates, in which case income and expenses are translated at the dates of the transactions), and
- c) All resulting exchange differences are recognised in Other Comprehensive Income and accumulated in the foreign currency translation reserve.

vii. Inventories

Raw material, process chemicals, stores and packing material are measured at weighted average cost.

Work in progress, traded and finished goods (other than by products and scraps) are measured at lower of cost or net realizable value.

By products and scrap are carried at estimated Net Realizable Value.

Cost of finished goods and work in progress comprises of raw material cost (net of realizable value of By-products), variable and fixed production overhead, which are allocated to work in progress and finished goods on full absorption cost basis. Cost of inventory also includes all other cost incurred in bringing the inventories to their respective present location and condition. Borrowing costs are not included in the value of inventories.

Net realisable value (NRV) is the estimated selling price in the ordinary course of business less estimated costs of completion and the estimated costs necessary to make the sale.

viii. Biological assets

Biological assets comprise of standing crop and livestock.

Biological assets are measured at fair value less cost to sell. Changes in fair value of biological assets is recognised in the statement of profit and loss account

The biological process starts with preparation of land for planting, seedlings and ends with the harvesting of crops.

For Standing crop, where little biological transformation has taken place since the initial cost was incurred (for example seedlings planted immediately before the balance sheet date), such biological assets are measured at cost i.e. the total expenses incurred on such plantation up to the balance sheet date.

When harvested, crop is transferred to inventory at fair value less costs to sell.

Notes forming part of the Consolidated Financial Statements for the year ended March 31, 2023

ix. Revenue recognition

The Group derives revenue primarily from sale of sugar and other by-products produced from processing of sugar cane, sale of power and sale of chemicals.

Revenue is recognized upon transfer of control of promised products or services to customers in an amount that reflects the consideration, the company expect to receive in exchange of those products or services. Revenue is inclusive of excise duty and excluding estimated discount, pricing incentives, rebates, other similar allowances to the customers and excluding Goods and Service Tax (GST) and other taxes and amounts collected on behalf of third parties or government, if any.

Recognising revenue from major business activities

Sale of goods

Revenue from the sale of goods is recognised when the goods are delivered and titles have passed, at which time all the following conditions are satisfied:

- the Group has transferred to the buyer the significant risks and rewards of ownership of the goods;
- the Group retains neither continuing managerial involvement to the degree usually associated with ownership nor effective control over the goods sold;
- the amount of revenue can be measured reliably;
- it is probable that the economic benefits associated with the transaction will flow to the Group; and
- the costs incurred or to be incurred in respect of the transaction can be measured reliably.

Contract Revenue

Contract revenue is recognised only to the extent of cost incurred till such time the outcome of the job cannot be ascertained reliably subject to condition that it is probable that such cost will be recoverable. When the outcome of the contract is ascertained reliably, contract revenue is recognised at cost of work performed on the contract plus proportionate margin, using the percentage of completion method. Percentage of completion is the proportion of cost of work performed to-date, to the total estimated contract costs.

The estimated outcome of a contract is considered reliable when all the following conditions are satisfied:

- i. the amount of revenue can be measured reliably;
- ii. it is probable that the economic benefits associated with the contract will flow to the Group;
- iii. the stage of completion of the contract at the end of the reporting period can be measured reliably; and
- iv. the costs incurred or to be incurred in respect of the contract can be measured reliably.

Expected loss, if any, on a contract is recognised as expense in the period in which it is foreseen, irrespective of the stage of completion of the contract.

Dividend income

Dividend income is recognised when the Group's right to receive the dividend is established, it is probable that the economic benefits associated with the dividend will flow to the entity and the amount of the dividend can be measured reliably i.e., in case of interim dividend, on the date of declaration by the Board of Directors; whereas in case of final dividend, on the date of approval by the shareholders.

Interest income

Interest income from a financial asset is recognised when it is probable that the economic benefits will flow to the Group and the amount of income can be measured reliably. Interest income is accrued on a time basis, by reference to the principal outstanding and at the effective interest rate applicable, which is the rate that exactly discounts estimated future cash receipts through the expected life of the financial asset to that asset's net carrying amount on initial recognition.

Insurance claims

Insurance claim are accounted for on the basis of claims admitted / expected to be admitted and to the extent that the amount recoverable can be measured reliably and it is reasonable to expect ultimate collection.



Notes forming part of the Consolidated Financial Statements for the year ended March 31, 2023

Export incentives

Export incentives are accounted for in the year of exports based on eligibility and when there is no significant uncertainty in receiving the same.

Other incomes

All other incomes are accounted on accrual basis.

x. Expenses

All expenses are accounted for on accrual basis.

xi. Long term borrowings

Long term borrowings are initially recognised at net of material transaction costs incurred and measured at amortised cost. Any difference between the proceeds (net of transaction costs) and the redemption amount is recognised in the Statement of Profit and Loss over the period of the borrowings using the effective interest method.

Preference shares, which are mandatorily redeemable on a specific date are classified as liabilities. The dividend on cumulative preference shares is recognised in Statement of Profit and Loss as finance costs.

xii. Borrowing costs

Borrowing costs directly attributable to the acquisition, construction or production of a qualifying asset are capitalised during the period that is required to complete and prepare the asset for its intended use or sale. Qualifying assets are assets that necessarily take a substantial time to get ready for their intended use or sale. Borrowing costs consist of interest and other costs that the Company incurs in connection with the borrowing of funds. Borrowing costs also include exchange differences to the extent regarded as an adjustment to the borrowing costs. Other borrowing costs are expensed in the period in which they are incurred. Transaction costs incurred for long-term borrowing until are not material are expensed in the period in which they are incurred.

xiii. Leases

A contract is, or contains, a lease if the contract conveys the right to control the use of an identified asset for a period of time in exchange for consideration.

The determination of whether an arrangement is (or contains) a lease is based on the substance of the arrangement at the inception of the lease. The arrangement is, or contains, a lease if fulfilment of the arrangement is dependent on the use of a specific asset and the arrangement conveys a right to use the asset even if that right is not explicitly specified in an arrangement.

Group as a lessee

The Group accounts for each lease component within the contract as a lease separately from non-lease components of the contract and allocates the consideration in the contract to each lease component based on the relative stand-alone price of the lease component and the aggregate stand-alone price of the non-lease components.

The Group recognises right-of-use asset representing its right to use the underlying asset for the lease term at the lease commencement date. The cost of the right-of-use asset measured at inception shall comprise of the amount of the initial measurement of the lease liability adjusted for any lease payments made at or before the commencement date less any lease incentives received, plus any initial direct costs incurred and an estimate of costs to be incurred by the lessee in dismantling and removing the underlying asset or restoring the underlying asset or site on which it is located. The right-of-use assets is subsequently measured at cost less any accumulated depreciation, accumulated impairment losses, if any and adjusted for any remeasurement of the lease liability. The right-of-use assets is depreciated using the straight-line method from the commencement date over the shorter of lease term or useful life of right-of-use asset. The estimated useful lives of right-of-use assets are determined on the same basis as those of property, plant and equipment. Right-of-use assets are tested for impairment whenever there is any indication that their carrying amounts may not be recoverable. Impairment loss, if any, is recognised in the statement of profit and loss.

Notes forming part of the Consolidated Financial Statements for the year ended March 31, 2023

The Group measures the lease liability at the present value of the lease payments that are not paid at the commencement date of the lease. The lease payments are discounted using the interest rate implicit in the lease, if that rate can be readily determined. If that rate cannot be readily determined, the Group uses incremental borrowing rate. For leases with reasonably similar characteristics, the Group, on a lease-by-lease basis, may adopt either the incremental borrowing rate specific to the lease or the incremental borrowing rate for the portfolio as a whole. The lease payments shall include fixed payments, variable lease payments, residual value guarantees, exercise price of a purchase option where the Group is reasonably certain to exercise that option and payments of penalties for terminating the lease, if the lease term reflects the lessee exercising an option to terminate the lease.

The lease liability is subsequently remeasured by increasing the carrying amount to reflect interest on the lease liability, reducing the carrying amount to reflect the lease payments made and remeasuring the carrying amount to reflect any reassessment or lease modifications or to reflect revised in-substance fixed lease payments. The Group recognises the amount of the re-measurement of lease liability due to modification as an adjustment to the right-of-use asset and statement of profit and loss depending upon the nature of modification. Where the carrying amount of the right-of-use asset is reduced to zero and there is a further reduction in the measurement of the lease liability, the Group recognises any remaining amount of the re-measurement in statement of profit and loss.

The Group has elected not to apply the requirements of Ind AS 116 Leases to short-term leases of all assets that have a lease term of 12 months or less and leases for which the underlying asset is of low value. The lease payments associated with these leases are recognized as an expense on a straight-line basis over the lease term.

Group as a lessor

At the inception of the lease the Group classifies each of its leases as either an operating lease or a finance lease. The Group recognises lease payments received under operating leases as income on a straight-line basis over the lease term. In case of a finance lease, finance income is recognised over the lease term based on a pattern reflecting a constant periodic rate of return on the lessor's net investment in the lease. When the Group is an intermediate lessor, it accounts for its interests in the head lease and the sub-lease separately. It assesses the lease classification of a sub-lease with reference to the right-of-use asset arising from the head lease, not with reference to the underlying asset. If a head lease is a short-term lease to which the Group applies the exemption described above, then it classifies the sub-lease as an operating lease.

If an arrangement contains lease and non-lease components, the Group applies Ind AS 115 Revenue from contracts with customers to allocate the consideration in the contract.

xiv. Provision for current and deferred Tax

(i) Current Income Tax:

Current income tax assets and liabilities are measured at the amount expected to be recovered from or paid to the taxation authorities. The tax rates and tax laws used to compute the amount are those that are enacted or substantively enacted, at the reporting date.

Current tax expense is recognized in profit or loss except to the extent that it relates to items recognized directly in other comprehensive income or equity, in which case it is recognized in OCI or equity.

Management periodically evaluates positions taken in the tax returns with respect to situations in which applicable tax regulations are subject to interpretation and established provisions, where appropriate, on the basis of amounts expected to be paid to the tax authorities.

The Group Offsets current tax assets and current tax liabilities, where it has a legally enforceable right to set off the recognised amounts and where it intends either to settle on a net basis or to realise the assets and settle the liabilities simultaneously.

The Group will update the amount in the financial statement if facts and circumstance change as a result of examination or action by tax authorities.



Notes forming part of the Consolidated Financial Statements for the year ended March 31, 2023

(ii) Deferred tax:

Deferred tax is recognized using the balance sheet method, providing for temporary differences between the carrying amounts of assets and liabilities for financial reporting purposes and the amounts used for taxation purposes. Deferred income tax is determined using tax rates (and laws) that have been enacted or substantially enacted by the end of the reporting period and are expected to apply when the related deferred income tax assets is realised or the deferred income tax liability is settled.

Deferred tax is recognized in statement of profit or loss except to the extent that it relates to items recognized directly in OCI or equity, in which case it is recognized in OCI or equity.

Deferred tax liabilities are generally recognised for all taxable temporary differences. Deferred tax asset is recognized to the extent that it is probable that future taxable profits will be available against which the temporary difference can be utilized. Deferred tax assets are reviewed at each reporting date and are reduced to the extent that it is no longer probable that the related tax benefit will be realized.

Minimum Alternate Tax (MAT) credits is recognised as deferred tax assets in the Balance Sheet only when the asset can be measured reliably and to the extent there is convincing evidence that sufficient taxable profit will be available against which the MAT credits can be utilised by the Group in future.

xv. Impairment of non-financial assets

Goodwill and Intangible assets that have an indefinite useful life are not subject to amortisation but are tested annually for impairment.

Other intangible assets and property, plant and equipment are evaluated for recoverability whenever events or changes in circumstances indicate that their carrying amounts may not be recoverable. For the purpose of impairment testing, the recoverable amount (i.e. the higher of the fair value less cost to sell and the value-in-use) is determined on an individual asset basis unless the asset does not generate cash flows that are largely independent of those from other assets. In such cases, the recoverable amount is determined for the Cash Generating Unit (CGU) to which the asset belongs.

The Carrying amount of assets is reviewed at each balance sheet date, if there is any indication of impairment based on internal/external factor. An asset is impaired when the carrying amount of the assets exceeds the recoverable amount. Impairment is charged to the profit and loss account in the year in which an asset is identified as impaired.

An impairment loss is reversed in the statement of profit and loss if there has been a change in the estimates used to determine the recoverable amount. The carrying amount of the asset is increased to its revised recoverable amount, provided that this amount does not exceed the carrying amount that would have been determined (net of any accumulated amortization or depreciation) had no impairment loss been recognized for the asset in prior years.

xvi. Government grants

Government grants are recognised at fair value where there is reasonable assurance that the grant will be received and all attached conditions will be complied with. When the grant relates to an expense item, it is recognised as income on a systematic basis over the periods that the related costs, for which it is intended to compensate, are expensed.

Government grants related to assets, including non-monetary grants recorded at fair value, are treated as deferred income and are recognized and credited in the Statement of Profit and Loss on a systematic and rational basis over the estimated useful life of the related asset.

When loans or similar assistance are provided by governments or related institutions, with an interest rate below the current applicable market rate, the effect of this favourable interest is regarded as a government grant. The loan or assistance is initially recognised and measured at fair value and the government grant is measured as the difference between the initial carrying value of the loan and the proceeds received. The loan is subsequently measured as per the accounting policy applicable to financial liabilities.

xvii. Provisions, contingent liabilities and assets

Provisions are recognized when the Group has a present obligation (legal or constructive) as a result of a past event, it is probable that an outflow of resources embodying economic benefits will be required to settle the obligation and a reliable estimate can be made of the amount of the obligation. The expense relating to a provision is presented in the statement of profit or loss net of any reimbursement. Provisions are not recognised for future operating losses.

If the effect of the time value of money is material, provisions are discounted using a current pre-tax rate that reflects, when appropriate, the risks specific to the liability. When discounting is used, the increase in the provision due to the passage of time is recognized as a finance cost.

Contingent liabilities are possible obligations that arise from past events and whose existence will only be confirmed by the occurrence or non-occurrence of one or more future events not wholly within the control of the Company. Where it is not probable that an outflow of economic benefits will be required, or the amount cannot be estimated reliably, the obligation is disclosed as a contingent liability, unless the probability of outflow of economic benefits is remote.

A contingent asset is not recognised but disclosed, when probable asset that arises from past events and whose existence will be confirmed only by the occurrence or non-occurrence of one or more uncertain future events not wholly within the control of the entity.

Provisions, contingent liabilities and contingent assets are reviewed at each balance sheet date.

xviii. Cash and cash equivalents

Cash and cash equivalents include cash on hand, cheques on hand, balance with banks on current accounts and short term, highly liquid investments with an original maturity of three months or less and which are subject to an insignificant risk of changes in value.

xix. Dividend payable

Dividends and interim dividends payable to Group's shareholders are recognized as changes in equity in the period in which they are approved by the shareholder's meeting and the Board of Directors respectively.

xx. Non-current assets (or disposal group) held for sale and discontinued operations:

Non-current assets and disposal groups classified as held for sale are measured at the lower of their carrying value and fair value less costs to sell.

Assets and disposal groups are classified as held for sale if their carrying value will be recovered through a sale transaction rather than through continuing use. This condition is only met when the sale is highly probable and the asset, or disposal group, is available for immediate sale in its present condition and is marketed for sale at a price that is reasonable in relation to its current fair value.

Where a disposal group represents a separate major line of business or geographical area of operations, or is part of a single coordinated plan to dispose of a separate major line of business or geographical area of operations, then it is treated as a discontinued operation. The post-tax profit or loss of the discontinued operation together with the gain or loss recognised on its disposal are disclosed as a single amount in the consolidated statement of profit and loss, with all prior periods being presented on this basis.

xxi. Equity issue expenses

Expenses incurred on issue of equity shares are charged in securities premium account in the year in which it is incurred.

xxii. Financial instruments

A financial instrument is any contract that gives rise to a financial asset of one entity and a financial liability or equity instrument of another entity.



Notes forming part of the Consolidated Financial Statements for the year ended March 31, 2023

A. Financial assets

Initial recognition and measurement

All financial assets except trade receivables are initially recognized at fair value. Trade receivables are initially measured at transaction price. Transaction costs that are directly attributable to the acquisition or issue of financial assets, which are not at fair value through profit or loss, are adjusted to the fair value of the financial assets, as appropriate, on initial recognition.

Subsequent measurement

For purposes of subsequent measurement, financial assets are classified in following categories:

a) Financial assets carried at amortised cost

A financial asset is measured at amortised cost if it is held within a business model whose objective is to hold the asset in order to collect contractual cash flows and the contractual terms of the financial assets give rise to cash flows on specified dates that are solely payments of principal and interest on the principal amount outstanding.

Amortised cost is determined using the Effective Interest Rate (EIR) method. Discount or premium on acquisition and fees or costs forms an integral part of the EIR.

b) Financial assets at fair value through other comprehensive income (FVTOCI)

A financial asset is measured at FVTOCI if it is held within a business model whose objective is achieved by both collecting contractual cash flows and selling financial assets and the contractual terms of the financial asset give rise on specified dates to cash flows that are solely payments of principal and interest on the principal amount outstanding. Interest income for these financial assets is included in other income using the effective interest rate method.

c) Financial assets at fair value through profit or loss (FVTPL)

FVTPL is a residual category for financial instruments. Any financial instrument, which does not meet the criteria for categorization as at amortized cost or as FVTOCI, is classified as at FVTPL.

In addition, the Group may elect to classify a financial instrument, which otherwise meets amortized cost or FVTOCI criteria, as at FVTPL. However, such election is allowed only if doing so reduces or eliminates a measurement or recognition inconsistency (referred to as 'accounting mismatch'). Financial instruments included within the FVTPL category are measured at fair value with all changes recognized in the profit and loss.

B. Equity investments

All equity investments in scope of Ind AS 109 are measured at fair value. Equity instruments which are held for trading are classified as at FVTPL. For all other equity instruments, the Group decides to classify the same either as at FVTOCI or FVTPL. The Group makes such election on an instrument-by-instrument basis. The classification is made on initial recognition and is irrevocable.

If the Group decides to classify an equity instrument as at FVTOCI, then all fair value changes on the instrument, excluding dividends, are recognized in the OCI. There is no recycling of the amounts from OCI to P&L, even on sale of investment. However, the Group may transfer the cumulative gain or loss within equity.

Equity instruments included within the FVTPL category are measured at fair value with all changes recognized in the profit and loss.

C. Impairment of financial assets

The Group assesses on a forward-looking basis the expected credit losses associated with the assets carried at amortised cost and FVOCI debt instruments. The impairment methodology applied depends on whether there has been a significant increase in credit risk since initial recognition. If credit risk has not increased significantly, 12-month ECL is used to provide for impairment loss. However, if credit risk has increased significantly, lifetime ECL is used. If, in a subsequent period, credit quality of the instrument improves such that there is no longer a significant increase in credit risk since initial recognition, then the entity reverts to recognising impairment loss allowance based on 12-month ECL.

Notes forming part of the Consolidated Financial Statements for the year ended March 31, 2023

For trade receivables, the Group applies the simplified approach permitted by Ind AS 109 "Financial Instruments" which requires expected life time losses to be recognised from initial recognition of receivables. The Group uses historical default rates to determine impairment loss on the portfolio of trade receivables. At every reporting date these historical default rates are reviewed and changes in the forward looking estimates are analysed

D. Derecognition of financial assets:

The Group derecognizes a financial asset when, and only when the contractual rights to the cash flows from the financial asset expire or it transfers the financial asset and substantially all risks and rewards of ownership of the asset to another entity.

If the Group neither transfers nor retains substantially all the risks and rewards of ownership and continues to control the transferred asset, the Group recognises its retained interest in the assets and an associated liability for amounts it may have to pay.

E. Financial liabilities

Initial recognition and measurement

Financial liabilities are initially measured at fair value. Transaction costs that are directly attributable to the acquisition or issue of financial liabilities (other than financial liabilities at fair value through profit or loss) are added to or deducted from the fair value of the financial liabilities, as appropriate, on initial recognition.

Subsequent measurement

Financial liabilities are carried at amortized cost using the effective interest method or at FVTPL.

After initial recognition, interest-bearing loans and borrowings are subsequently measured at amortised cost using the EIR method. Gains and losses are recognised in profit or loss when the liabilities are derecognised as well as through the EIR amortisation process.

Amortised cost is calculated by considering any discount or premium on acquisition and fees or costs that are an integral part of the EIR. The EIR amortisation is included as finance costs in the statement of profit and loss.

For trade and other payables maturing within one year from the balance sheet date, the carrying amounts approximate fair value due to the short maturity of these instruments.

F. Derecognition of financial liabilities:

A financial liability (or a part of a financial liability) is derecognized from the Group's Balance Sheet when, and only when the obligation specified in the contract is discharged or cancelled or expires.

G. Offsetting of financial instruments

Financial assets and financial liabilities including derivative instruments are offset and the net amount is reported in the balance sheet if there is a currently enforceable legal right to offset the recognised amounts and there is an intention to settle on a net basis, to realise the assets and settle the liabilities simultaneously.

xxiii. Derivative Financial Instruments and Hedge Accounting

The Group uses various derivative financial instruments to mitigate the risk of changes in interest rates, exchange rates and commodity prices. Such derivative financial instruments are initially recognised at fair value on the date on which a derivative contract is entered into and are also subsequently measured at fair value. Derivatives are carried as Financial Assets when the fair value is positive and as Financial Liabilities when the fair value is negative.

Any gains or losses arising from changes in the fair value of derivatives are taken directly to Statement of Profit and Loss, except for the effective portion of cash flow hedge which is recognised in Other Comprehensive Income and later to Statement of Profit and Loss when the hedged item affects profit or loss or is treated as basis adjustment if a hedged forecast transaction subsequently results in the recognition of a Non-Financial Assets or Non-Financial liability.



Notes forming part of the Consolidated Financial Statements for the year ended March 31, 2023

Hedges that meet the criteria for hedge accounting are accounted for as follows:

- A. **Cash Flow Hedge:** The Group designates derivative contracts or non-derivative Financial Assets / Liabilities as hedging instruments to mitigate the risk of movement in interest rates and foreign exchange rates for foreign exchange exposure on highly probable future cash flows attributable to a recognised asset or liability or forecast cash transactions. When a derivative is designated as a cash flow hedging instrument, the effective portion of changes in the fair value of the derivative is recognized in the cash flow hedging reserve being part of Other Comprehensive Income. Any ineffective portion of changes in the fair value of the derivative is recognized immediately in the Statement of Profit and Loss. If the hedging relationship no longer meets the criteria for hedge accounting, then hedge accounting is discontinued prospectively. If the hedging instrument expires or is sold, terminated or exercised, the cumulative gain or loss on the hedging instrument recognized in cash flow hedging reserve till the period the hedge was effective remains in cash flow hedging reserve until the underlying transaction occurs. The cumulative gain or loss previously recognized in the cash flow hedging reserve is transferred to the Statement of Profit and Loss upon the occurrence of the underlying transaction. If the forecasted transaction is no longer expected to occur, then the amount accumulated in cash flow hedging reserve is reclassified in the Statement of Profit and Loss.
- B. **Fair Value Hedge:** The Group designates derivative contracts or non-derivative Financial Assets / Liabilities as hedging instruments to mitigate the risk of change in fair value of hedged item due to movement in interest rates, foreign exchange rates and commodity prices. Changes in the fair value of hedging instruments and hedged items that are designated and qualify as fair value hedges are recorded in the Statement of Profit and Loss. If the hedging relationship no longer meets the criteria for hedge accounting, the adjustment to the carrying amount of a hedged item for which the effective interest method is used for amortising to Statement of Profit and Loss over the period of maturity.

xxiv. Fair value measurement

The Group measures financial instruments at fair value at each balance sheet date.

Fair value is the price that would be received to sell an asset or paid to transfer a liability in an orderly transaction between market participants at the measurement date. The fair value measurement is based on the presumption that the transaction to sell the asset or transfer the liability takes place either:

- In the principal market for the asset or liability or
- In the absence of a principal market, in the most advantageous market for the asset or liability

A fair value measurement of a non-financial asset takes into account a market participant's ability to generate economic benefits by using the asset in its highest and best use or by selling it to another market participant that would use the asset in its highest and best use.

The Entity uses valuation techniques that are appropriate in the circumstances and for which sufficient data are available to measure fair value, maximizing the use of relevant observable inputs and minimizing the use of unobservable inputs.

All assets and liabilities for which fair value is measured or disclosed in the financial statements are categorized within the fair value hierarchy, described as follows, based on the lowest level input that is significant to the fair value measurement as a whole:

Level 1: Quoted (unadjusted) market prices in active markets for identical assets or liabilities

Level 2: Valuation techniques for which the lowest level input that is significant to the fair value measurement is directly or indirectly observable

Level 3: Valuation techniques for which the lowest level input that is significant to the fair value measurement is unobservable

For the purpose of fair value disclosures, the Group has determined classes of assets & liabilities on the basis of the nature, characteristics and the risks of the asset or liability and the level of the fair value hierarchy as explained above.

xxv. Employees benefits

a) **Short-term obligations**

Short-term obligations for wages and salaries, including nonmonetary benefits that are expected to be settled wholly within twelve months after the end of the period in which the employees render the related service up to the end of the reporting period are recognised and measured at the undiscounted amounts expected to be paid when the liabilities are settled.

b) **Post-employment obligations**

i. **Defined contribution plans**

The eligible employees of the Group are entitled to receive benefits in respect of provident fund, a defined contribution plan, in which both employees and the Group make contribution at a specified percentage of the covered employee's salary. The contributions, as specified under Defined Contribution Plan to Regional Provident Commissioner and the Central Provident Fund recognised as expense during the period in the statement of profit and loss.

ii. **Defined benefit plans**

• **Non-funded defined benefits plans:** The Group provides for gratuity, a defined benefit retirement plan ('the Gratuity Plan') covering eligible employees of the Group. The Gratuity Plan provides a lumpsum payment to vested employees at retirement, death, or termination of employment, of an amount based on the respective employee's salary and the tenure of employment with the Group.

The cost of providing benefits is determined using the Projected Unit Credit Method, with actuarial valuation being carried out at each balance sheet date.

The net interest cost is calculated by applying the discount rate to the net balance of the defined benefit obligation.

The service cost and net interest on the net defined benefit liability/(asset) is included in employees' benefits expenses in the statement of profit and loss.

Past service cost is recognised as an expense when the plan amendment or curtailment occurs or when any related restructuring costs or termination benefits are recognised, whichever is earlier.

Re-measurement gain and loss arising from experience adjustments and change actuarial assumptions are recognised in the period in which they occur, directly in other comprehensive income. Re-measurements are not classified to the Statement of Profit and Loss in subsequent periods.

• **Funded defined benefits plans:** The Group's also made contribution to the provident fund set up as irrevocable trust. The Group generally liable for monthly contributions and any shortfall in the fund assets based on the government specified minimum rates of return or pension and recognises such contributions and shortfall, if any, as an expense in the year incurred.

c) **Compensated absences**

The employees of the Group are entitled to compensated absences which are both accumulating and non-accumulating in nature. The expected cost of accumulating compensated absences is determined by actuarial valuation using projected unit credit method for the unused entitlement that has accumulated as at the balance sheet date.

The benefits are discounted using the market yields as at the end of the balance sheet date that has terms approximating to the terms of the related obligation.

Re-measurements as a result of experience adjustments and changes in actuarial assumptions are recognised in the statement of profit or loss.

Notes forming part of the Consolidated Financial Statements for the year ended March 31, 2023

d) Voluntary Retirement Scheme

Compensation to employees who have opted for retirement under the "Voluntary Retirement scheme" is charged to the profit and loss account in the year of retirement.

The Group required to use updated actuarial assumptions to remeasure net defined benefit liability or assets on amendments, curtailment or settlement of defined benefit plan.

The Group adopted amendment to Ind AS 19 as required by said notification to determine:

- Current Service Costs and net interest for the period after remeasurement using the assumptions used for remeasurement and
- Net interest for the remaining period based on the remeasured net defined benefit liability or asset.

xxvi. Operating segments

The Group's operating segments are established on the basis of those components of the group that are evaluated regularly by the Board of Directors (the 'Chief Operating Decision Maker' as defined in Ind AS 108 - 'Operating Segments'), in deciding how to allocate resources and in assessing performance. These have been identified taking into account nature of products and services, the differing risks and returns and the internal business reporting systems.

Revenue and Expenses have been identified to a segment on the basis of relationship to operating activities of the segment. Revenue and Expenses which relate to enterprise as a whole and are not allocable to a segment on reasonable basis have been disclosed as "Un-allocable".

Segment Assets and Segment Liabilities represent Assets and Liabilities in respective segments. Assets and liabilities that cannot be allocated to a segment on reasonable basis have been disclosed as "Un-allocable".

xxvii. Cash flow statement

Cash flows are stated using the indirect method, whereby profit/loss before tax is adjusted for the effects of transactions of a non-cash nature, any deferrals or accruals of past or future operating cash receipts or payments and items of incomes and expenses associated with investing or financing flows. The cash flows from operating, investing and financing activities of the Group are segregated.

xxviii. Earnings per share

Basic earnings per share are calculated by dividing the profit/(loss) for the year (before other comprehensive income), attributable to the equity shareholders, by the weighted average number of equity shares outstanding during the year.

Diluted earnings per share are calculated by dividing the profit/(loss) for the year (before other comprehensive income), adjusting the after tax effect of interest and other financing costs associated with dilutive potential equity shares, attributable to the equity shareholders, by the weighted average number of equity shares considered for deriving basic earnings per share and also the weighted average number of equity shares which could be issued on the conversion of all dilutive potential equity shares.

xxix. Recent Accounting Pronouncements

Ministry of Corporate Affairs ("MCA") notifies new standard or amendments to the existing standards under Companies (Indian Accounting Standards) Rules as issued from time to time. On March 31, 2023, MCA amended the Companies (Indian Accounting Standards) Amendment Rules, 2023, applicable from April 1, 2023, as below:

- **Ind AS 1 - Presentation of Financial Statements**

This amendment requires the entities to disclose their material accounting policies rather than their significant accounting policies. The effective date for adoption of this amendment is annual periods beginning on or after April 1, 2023. The Company has evaluated the amendment and the impact of the amendment is insignificant in the financial statements.

Notes forming part of the Consolidated Financial Statements for the year ended March 31, 2023

- **Ind AS 8 - Accounting Policies, Changes in Accounting Estimates and Errors**

This amendment has introduced a definition of 'accounting estimates' and included amendments to Ind AS 8 to help entities distinguish changes in accounting policies from changes in accounting estimates. The effective date for adoption of this amendment is annual periods beginning on or after April 1, 2023. The Company has evaluated the amendment and there is no impact on its financial statements.

- **Ind AS 12 - Income Taxes**

This amendment has narrowed the scope of the initial recognition exemption so that it does not apply to transactions that give rise to equal and offsetting temporary differences. The effective date for adoption of this amendment is annual periods beginning on or after April 1, 2023. The Company has evaluated the amendment and there is no impact on its financial statement.

Balance Sheet:

- Lease Liabilities should be separately disclosed under the head "financial liabilities", duly distinguished as current or non-current.
- Certain additional disclosures in the statement of changes in equity such as changes in equity share capital due to prior period rectifications and restated balances at the beginning of the current reporting period.
- Specified format for disclosure of shareholding of promoters.
- Specified format for ageing schedule of trade receivables, trade payables, capital work-in-progress and intangible assets under development.
- If a Company has not used funds for the specific purpose for which it was borrowed from banks and financial institutions, then disclosure of details of where it has been used.
- Specific disclosure under 'additional regulatory requirement' such as compliance with approved schemes of arrangements, compliance with number of layers of companies, title deeds of immovable property not held in name of the Company, loans and advances to promoters, directors, key managerial personnel (KMP) and related parties, details of benami property held etc.
- Current maturities of Long term borrowings shall be disclosed separately under the Short Term Borrowing (Current) which was earlier shown under Other Financial Liabilities.
- Classification of Security Deposits has been reclassified from Loans to Other Financial Assets (Current and non-Current)

Statement of Profit and Loss:

- Additional disclosures relating to Corporate Social Responsibility (CSR), undisclosed income and crypto or virtual currency specified under the head 'additional information' in the notes forming part of the financial statements.

3. Use of estimates and management judgements

The preparation of financial statements in conformity with Indian Accounting Standards (Ind AS) requires management of the company to make judgments, estimates and assumptions that affect the reported amount of revenues, expenses, assets, liabilities and related disclosures concerning the items involved as well as contingent assets and liabilities at the balance sheet date.

The estimates and management's judgments are based on previous experience and other factors considered reasonable and prudent in the circumstances. Actual results may differ from these estimates.

Estimates and underlying assumptions are reviewed on an ongoing basis. Revisions to accounting estimates are recognised in the period in which the estimates are revised and in any future periods affected

The areas involving critical judgement are as follows:



Notes forming part of the Consolidated Financial Statements for the year ended March 31, 2023

i. Useful lives of property plant and equipment / intangible assets

Property, plant and equipment / intangible assets are depreciated / amortised over their estimated useful lives, after taking into account estimated residual value. Management reviews the estimated useful lives and residual values of the assets annually in order to determine the amount of depreciation / amortisation to be recorded during any reporting period. The useful lives and residual values are based on the Group's historical experience with similar assets and take into account anticipated technological changes. The depreciation / amortisation for future periods is revised if there are significant changes from previous estimates.

ii. Provisions and contingencies

The assessments undertaken in recognizing provisions and contingencies have been made in accordance with Ind AS 37, 'Provisions, Contingent Liabilities and Contingent Assets'. The evaluation of the likelihood of the contingent events has required best judgment by management regarding the probability of exposure to potential loss. The timing of recognition and quantification of the liability requires the application of judgement to existing facts and circumstances, which can be subject to change.

iii. Post-employment benefit plans

Employee benefit obligations are measured on the basis of actuarial assumptions which include mortality and withdrawal rates as well as assumptions concerning future developments in discount rates, the rate of salary increases and the inflation rate. The Group considers that the assumptions used to measure its obligations are appropriate and documented. However, any changes in these assumptions may have a material impact on the resulting calculations.

iv. Provision for income taxes and deferred tax assets

Significant judgements are involved in estimating budgeted profits for the purpose of paying advance tax, determining the provision for income taxes, including amount expected to be paid/recovered for uncertain tax positions

Deferred tax assets are recognised for unused tax losses and unused tax credit to the extent that it is probable that taxable profit would be available against which the losses could be utilised. Significant management judgment is required to determine the amount of deferred tax assets that can be recognised, based upon the likely timing and the level of future taxable profits together with future tax planning strategies.

i. Leases

The Group evaluates if an arrangement qualifies to be a lease as per the requirements of Ind AS 116. Identification of a lease requires significant judgment. The Group uses significant judgement in assessing the lease term (including anticipated renewals) and the applicable discount rate.

The Group determines the lease term as the non-cancellable period of a lease, together with both periods covered by an option to extend the lease if the group is reasonably certain to exercise that option; and periods covered by an option to terminate the lease if the Group is reasonably certain not to exercise that option. In assessing whether the Group is reasonably certain to exercise an option to extend a lease, or not to exercise an option to terminate a lease, it considers all relevant facts and circumstances that create an economic incentive for the Group to exercise the option to extend the lease, or not to exercise the option to terminate the lease. The Group revises the lease term if there is a change in the non-cancellable period of a lease.

The discount rate is generally based on the incremental borrowing rate specific to the lease being evaluated or for a portfolio of leases with similar characteristics.

ii. Fair value measurement of financial instruments

When the fair value of financial assets and financial liabilities recorded in the balance sheet cannot be measured based on quoted price in markets, then fair value is measured using valuation techniques including the Discounted Cash Flow model. The inputs to these models are taken from observable markets where possible, but where this is not feasible, a degree of judgement is required in establishing fair values. Judgements include considerations of inputs such as liquidity risk, credit risk and volatility. Changes in assumptions about these factors could affect the reported fair value of financial instruments.

Notes forming part of the Consolidated Financial Statements for the year ended March 31, 2023

Non-Current Assets

Note 4: Property, Plant and Equipment (PPE)

Particulars	(₹ in Crores)										
	Land	Building	Plant & Equipments	Furniture & Fixtures	Computers	Office Equipments	Electrical Appliances	Vehicles	Farm Assets and Equipment	Leasehold Improvements	Total
Gross Block (at Cost)											
As at April 01, 2021	347.45	213.34	2,021.98	14.38	13.22	4.68	13.21	27.38	0.92	-	2,656.56
Balance transferred pursuant to scheme of arrangement (refer note 42)	(150.89)	(87.70)	(823.35)	(3.64)	(4.46)	(1.81)	(2.68)	(9.97)	(0.03)	-	(1,084.53)
Balance as at April 01, 2021	196.56	125.64	1,198.63	10.74	8.76	2.87	10.53	17.41	0.89	-	1,572.03
Additions during the year	-	5.92	59.36	1.14	0.33	0.10	0.10	0.23	0.38	-	67.56
Disposals/deductions during the year	-	-	(18.52)	-	(0.27)	(0.20)	-	(1.18)	-	-	(20.17)
As at March 31, 2022	196.56	131.56	1,239.47	11.88	8.82	2.77	10.63	16.46	1.27	-	1,619.42
Additions during the year	-	0.39	88.52	0.40	0.43	0.26	0.42	1.35	-	4.52	96.29
Disposals/deductions during the year	-	(0.05)	(27.80)	-	(0.01)	-	-	(1.39)	-	-	(29.25)
As at March 31, 2023	196.56	131.90	1,300.19	12.28	9.24	3.03	11.05	16.42	1.27	4.52	1,686.46
Accumulated Depreciation											
As at April 01, 2021	-	81.43	930.66	10.92	10.77	3.26	10.27	15.38	0.65	-	1,063.34
Balance transferred pursuant to scheme of arrangement (refer note 42)	-	(36.80)	(411.73)	(3.13)	(3.79)	(1.39)	(1.86)	(4.30)	(0.01)	-	(463.01)
Balance as at April 01, 2021	-	44.63	518.93	7.79	6.98	1.87	8.41	11.08	0.64	-	600.33
Charge for the year	-	4.41	39.93	0.55	0.45	0.15	0.42	1.45	0.05	-	47.41
Disposals/deductions during the year	-	-	(17.54)	-	-	-	-	(1.12)	-	-	(18.66)
As at March 31, 2022	-	49.04	541.32	8.34	7.43	2.02	8.83	11.41	0.69	-	629.08
Charge for the year	-	4.62	39.58	0.42	0.56	0.20	0.21	1.38	0.06	0.37	47.40
Disposals/deductions during the year	-	(0.02)	(14.74)	-	(0.01)	-	-	(1.12)	-	-	(15.89)
As at March 31, 2023	-	53.64	566.16	8.76	7.98	2.22	9.04	11.67	0.75	0.37	660.59
Net Carrying Cost											
As at March 31, 2022	196.56	82.52	698.15	3.54	1.39	0.75	1.80	5.05	0.58	-	990.34
As at March 31, 2023	196.56	78.26	734.03	3.52	1.26	0.81	2.01	4.75	0.52	4.15	1,025.87

Note 4 (i) Disclosures

- Aggregate amount of depreciation has been included under "Depreciation and Amortisation" in the Statement of Profit and Loss, refer note 35.
- For information on Property, Plant & Equipment hypothecated as security by the Group, refer note 20.
- For disclosure of contractual commitments for the acquisition of Property, Plant and Equipment, refer note 39.
- Title deeds of all the immovable properties comprising of land and building are held in the name of the group. In respect of lease-hold land and self-constructed buildings on leasehold land, the land lease agreement is in the name of the group, where the group is the lessee in the agreement.
- The Group was not holding any benami property and no proceedings were initiated or pending against the Group for holding any benami property under the Benami Transactions (Prohibition) Act, 1988 (45 of 1988) and rules made thereunder.



Notes forming part of the Consolidated Financial Statements for the year ended March 31, 2023

Note 5: Leases- Right to Use of Assets and Lease Liabilities

Note 5 (i): Right to Use of Assets

Particulars	(₹ in Crores)	
	As at March 31, 2023	As at March 31, 2022
	Building	
Gross Carrying Cost		
Opening Balance	12.29	24.60
Balance transferred pursuant to scheme of arrangement (refer note 42)	-	(12.31)
Opening Balance	12.29	12.29
Additions during the year	15.11	-
Disposals/deductions during the year	-	-
Closing Balance	27.40	12.29
Accumulated Depreciation		
Opening Balance	5.46	6.17
Balance transferred pursuant to scheme of arrangement (refer note 42)	-	(3.19)
Opening Balance	5.46	2.98
Charge for the year	4.26	2.48
Disposals/deductions during the year	-	-
Closing Balance	9.72	5.46
Net Carrying Cost	17.68	6.83

Note 5 (ii): Lease Obligation (As a lessee):

The group has taken various premises on operating lease for lease period of 1 year to 9 years from the date of lease. The lease period may be further extended as per mutual decision of the parties. The group has elected not to apply the requirements of Ind AS 116 Leases to short-term leases of all assets that have a lease term of 12 months or less and leases for which the underlying asset is of low value, the expenditure on which has been recognized under line item "Short term leases" under Other expenses (refer note 36).

Incremental borrowing rate of 8.60% has been used for measurement of present value of remaining lease payments and right of use assets.

Particulars	(₹ in Crores)	
	As at March 31, 2023	As at March 31, 2022
Opening Balance	6.45	16.24
Balance transferred pursuant to scheme of arrangement (refer note 42)	-	(7.80)
Opening balance	6.45	8.44
Additions during the year	15.44	-
Deletions during the year	-	-
Finance Cost Accrued during the year	0.74	0.65
Payment of Lease Liabilities during the year	(4.65)	(2.64)
Closing Balance	17.98	6.45

The break-up of current and non-current lease liabilities is as follows:

Particulars	(₹ in Crores)	
	As at March 31, 2023	As at March 31, 2022
Lease Liabilities- Current	4.80	2.64
Lease Liabilities- Non-Current	13.18	3.81
Total	17.98	6.45

Notes forming part of the Consolidated Financial Statements for the year ended March 31, 2023

Note 5: Leases- Right to Use of Assets and Lease Liabilities (contd.)

Note 5 (iii): Contractual maturities of lease liabilities on an undiscounted basis:

Particulars	(₹ in Crores)	
	For the year ended March 31, 2023	For the year ended March 31, 2022
Less than one year	4.80	2.64
One to five years	11.41	4.82
More than five years	6.70	-
	22.91	7.46

Note 5 (iv): Lease Expenses

Particulars	(₹ in Crores)	
	For the year ended March 31, 2023	For the year ended March 31, 2022
Depreciation of Right of Use Assets	4.26	2.48
Finance Cost on Lease Liability	0.74	0.65
Short term lease paid	0.71	3.61
	5.71	6.74

Note 5 (v): Amount recognized in Statement of Cash Flow

The lease payments have been classified as financing activities in the Statement of Cash Flow under Ind AS 116.

Particulars	(₹ in Crores)	
	For the year ended March 31, 2023	For the year ended March 31, 2022
Repayment of Lease liabilities-Principal amount	3.91	1.99
Repayment of Lease liabilities-Interest amount	0.74	0.65
Total	4.65	2.64

Note 6: Capital Work In progress

Particulars	(₹ in Crores)	
	As at March 31, 2023	As at March 31, 2022
Opening Balance	28.74	21.24
Balance transferred pursuant to scheme of arrangement (refer note 42)	-	(6.99)
Opening as on April 01, 2022	28.74	14.25
Additions during the year	167.05	66.66
Add: Interest and other borrowing cost	1.57	-
Add: Other Preoperative Expenses	1.70	-
Less :- Capitalized during the year	95.72	52.17
Closing Balance	103.34	28.74

Note 6 (i): CWIP ageing Schedule:

Particulars	(₹ in Crores)				
	Less than 1 year	1-2 year	2-3 Year	More than 3 year	Total
As at March 31, 2023					
Project in Progress	102.37	0.97	-	-	103.34
Project temporarily suspended#	-	-	-	-	-
Total	102.37	0.97	-	-	103.34
As at March 31, 2022					
Project in Progress	28.20	0.54	-	-	28.74



Notes forming part of the Consolidated Financial Statements for the year ended March 31, 2023

Note 6: Capital Work In progress (contd.)

(₹ in Crores)

Particulars	Less than 1 year	1-2 year	2-3 Year	More than 3 year	Total
Project temporarily suspended#	-	-	-	-	-
Total	28.20	0.54	-	-	28.74

#No Projects have been temporarily suspended.

Note 7: Goodwill

(₹ in Crores)

Particulars	As at March 31, 2023	As at March 31, 2022
Opening Balance	-	0.01
Balance transferred pursuant to scheme of arrangement (refer note 42)	-	(0.01)
Closing Balance	-	-

Note 8: Intangible Assets

(₹ in Crores)

Particulars	As at March 31, 2023	As at March 31, 2022
Gross Assets	Computer Software Licenses	
Opening balance	3.93	3.93
Additions during the year	0.11	-
Disposals/deductions during the year	-	-
Closing Balance	4.04	3.93
Amortization /Depreciation		
Opening balance	1.85	1.45
Charges for the year	0.42	0.40
Disposals/deductions during the year	-	-
Closing balance	2.27	1.85
Net Carrying Cost	1.77	2.08

Note 9: Biological Assets

Note 9 (i): Non-current biological assets

(₹ in Crores)

Particulars	As at March 31, 2023	As at March 31, 2022
Live stock (refer note. 2(viii))	-	#
Less: Live stock (Loss)	-	#
Closing Balance	-	-

Value is ₹37,771 not reflecting due to rounding off.

Note 9(ii): Current biological assets

(₹ in Crores)

Particulars	As at March 31, 2023	As at March 31, 2022
Standing Crop	1.37	1.04
Add: Change in fair value *	1.51	3.03
Less: Harvested during the year	1.37	(2.70)
Closing Balance	1.51	1.37

* excludes fair value of self consumed sugar cane of ₹1.96 crore (Previous Year ₹1.58 crore).

Notes forming part of the Consolidated Financial Statements for the year ended March 31, 2023

Note 10: Investments

Non - Current Investments

Particulars	Face Value	No. of Shares/ Units	(₹ in Crores)		
			As at March 31, 2023	No. of Shares/ Units	As at March 31, 2022
(I) (a) Equity instruments					
(i) Investment in others (Unquoted) (Carried at deemed cost)					
Rāmgangā Sanyukta Sahkari Kheti Samiti Limited	₹100	1	#	1	#
# (Value is ₹100, not reflecting due to rounding off)					
Total of Investment in others (Unquoted)			#		#
(ii) Investment in others (Quoted) (Carried at fair value through other comprehensive income)					
VLS Finance Limited	₹10	58,000	0.86	2,63,142	4.21
South Asian Enterprises Limited	₹10	2,50,000	0.94	2,50,000	0.93
Total Investment in others (Quoted)			1.80		5.14
Total			1.80		5.14

Note 10 (i): Fair Value Disclosure

Particulars	(₹ in Crores)	
	As at March 31, 2023	As at March 31, 2022
Investment carried at deemed cost	#	#
Investment carried at fair value through FVTPL (Market Price)	-	-
Investment carried at fair value through OCI (Market Price)	1.80	5.14

Note 10 (ii): Disclosure for Valuation method used

Disclosure of non-current investments	(₹ in Crores)	
	As at March 31, 2023	As at March 31, 2022
Aggregate amount of quoted investments and market value	1.80	5.14
Aggregate amount of unquoted investments	#	#
Aggregate amount of write off and impairment in value of Investments	-	-

Note 10 (iii): Investments at Fair Value Through Other Comprehensive Income (FVTOCI)

Investments at Fair Value Through Other Comprehensive Income (FVTOCI) reflect investment in quoted and unquoted equity securities. These equity shares are designated as FVTOCI as they are not held for trading purpose and are not in similar line of business as the Group, thus disclosing their fair value change in profit and loss will not reflect the purpose of holding.



Notes forming part of the Consolidated Financial Statements for the year ended March 31, 2023

Note 11: Financial assets - Loans and advances

Note 11 (i): Current Loans and advances

Particulars	(₹ in Crores)	
	As at March 31, 2023	As at March 31, 2022
(Unsecured and considered good, unless otherwise stated)		
Other loans and advances :		
Advances recoverable in cash or in kind	1.62	1.78
Total	1.62	1.78

Note 12: Other financial assets

Note 12(i): Other Non- current financial assets

Particulars	(₹ in Crores)	
	As at March 31, 2023	As at March 31, 2022
(Unsecured and considered good, unless otherwise stated)		
Security deposits*		
- to related parties	1.43	1.32
- to others	0.46	0.66
Total	1.89	1.98

*Security deposits majorly include deposits given towards premises taken on rent.

Note 12(ii): Other Current financial assets

Particulars	(₹ in Crores)	
	As at March 31, 2023	As at March 31, 2022
(Unsecured and considered good, unless otherwise stated)		
Carried at amortised cost		
Insurance claim receivable	0.09	0.46
Interest receivable	0.54	0.44
Total	0.63	0.90

Note 13: Other assets

Note 13(i): Other Non-current assets

Particulars	(₹ in Crores)	
	As at March 31, 2023	As at March 31, 2022
(Unsecured considered good unless otherwise stated)		
Capital advance	2.53	12.60
Income tax refundable (refer note 13 (i) a)	1.53	2.76
Payment of taxes under protest/appeal	0.67	0.62
Total	4.73	15.98

a. Non-current income tax

Particulars	(₹ in Crores)	
	As at March 31, 2023	As at March 31, 2022
Advance Taxes Paid and TDS receivables	157.49	163.11
Less : Provision for tax	(155.96)	(160.35)
Total	1.53	2.76

Notes forming part of the Consolidated Financial Statements for the year ended March 31, 2023

Note 13: Other assets (contd.)

Note 13(ii): Other Current assets

Particulars	(₹ in Crores)	
	As at March 31, 2023	As at March 31, 2022
(Unsecured considered good unless otherwise stated)		
Advance to suppliers	4.16	10.48
Advances to employees	1.01	0.14
Balance with revenue authorities	29.31	22.59
Subsidy receivable from Government/Government Authority	2.94	1.02
Prepaid expenses	3.91	4.27
Advance recoverable - other	0.74	0.16
Total	42.07	38.66

Note 14: Inventories

Particulars	(₹ in Crores)	
	As at March 31, 2023	As at March 31, 2022
Valued at or below cost (refer note no. - 2 (vii))		
Raw materials	19.38	35.23
Work-in-process	12.53	12.75
Finished goods	614.49	748.09
Stock in trade	0.67	35.76
Stores & Spare parts	19.62	20.47
Loose tools	0.06	0.05
Total	666.75	852.35

Note 14 (i): Inventories given as security of bank borrowings

Inventory above includes charge by way of pledge of Stock of Sugar and by way of Hypothecation of Stock of Molasses, Bagasse, Ethanol, Ethyl Acetate, Chemicals and Stores & Spares.

Note 15: Trade receivables

Particulars	(₹ in Crores)	
	As at March 31, 2023	As at March 31, 2022
(Unsecured considered good unless otherwise stated)		
Trade Receivables from Related Party	-	-
Trade Receivables from Others *	194.99	160.41
Less :- Provision for Expected Credit Loss	(0.50)	(0.50)
Total	194.49	159.91

* Includes unbilled revenue of ₹9.87 Crores (PY: ₹10.59 Crores).

Notes forming part of the Consolidated Financial Statements for the year ended March 31, 2023**Note 15: Trade receivables** (contd.)**Note 15(i): Trade receivables ageing schedule**

As at March 31, 2023

(₹ in Crores)

Particulars	Unbilled revenue*	Not due	Amount outstanding for following periods from due date of payment					Total
			Less than 6 Months	6 months to 1 Year	1 Year to 2 year	2 Year to 3 year	more than 3 year	
Undisputed Trade receivables								
(i) Considered good	9.87	67.08	108.13	7.05	1.41	1.08	0.37	194.99
(ii) Which have significant increase in credit risk	-	-	-	-	-	-	-	-
(iii) Credit impaired	-	-	-	-	-	-	-	-
Disputed Trade receivables								
(i) Considered good	-	-	-	-	-	-	-	-
(ii) Which have significant increase in credit risk	-	-	-	-	-	-	-	-
(iii) Credit impaired	-	-	-	-	-	-	-	-
Total	9.87	67.08	108.13	7.05	1.41	1.08	0.37	194.99

As at March 31, 2022

(₹ in Crores)

Particulars	Unbilled revenue*	Not due	Amount outstanding for following periods from due date of payment					Total
			Less than 6 Months	6 months to 1 Year	1 Year to 2 year	2 Year to 3 year	more than 3 year	
Undisputed Trade receivables								
(i) Considered good	10.59	61.31	75.38	4.59	7.87	0.30	0.37	160.41
(ii) Which have significant increase in credit risk	-	-	-	-	-	-	-	-
(iii) Credit impaired	-	-	-	-	-	-	-	-
Disputed Trade receivables								
(i) Considered good	-	-	-	-	-	-	-	-
(ii) Which have significant increase in credit risk	-	-	-	-	-	-	-	-
(iii) Credit impaired	-	-	-	-	-	-	-	-
Total	10.59	61.31	75.38	4.59	7.87	0.30	0.37	160.41

* Represents sales made in the month of March which were subsequently billed.

Note 16: Cash and Cash Equivalent

(₹ in Crores)

Particulars	As at March 31, 2023	As at March 31, 2022
Balances with banks :		
- In current account *	37.90	43.82
Cash in hand	0.54	0.73
Total	38.44	44.55

*PY :- Includes balance of ₹39.83 crores for dividend declared on March 21, 2022 and paid on April 11, 2022.

Notes forming part of the Consolidated Financial Statements for the year ended March 31, 2023

Note 17: Bank Balances other than cash and cash equivalents

Particulars	As at	
	March 31, 2023	March 31, 2022
Balances with banks :		
-In unpaid dividend accounts	1.00	1.00
-In CSR Unspent Balance accounts	5.57	3.55
Other bank balances :		
Deposit earmarked for others	10.72	9.45
Total	17.29	14.00
Value of Restrictied Bank Balances	17.29	14.00

Note 18: Share capital

a. Authorised Share Capital (i)

Particulars	As at		As at	
	March 31, 2023		March 31, 2022	
	(in Numbers)	(₹ in Crores)	(in Numbers)	(₹ in Crores)
Equity shares of ₹10/- each				
Opening Balance	9,15,00,000	91.50	11,38,26,000	113.83
Add: Reclassification of preference share into Equity Share pursuant to Scheme of Arrangement (refer note 42)	-	-	6,91,74,000	69.17
Less: Transfer of Authorised Share Capital pursuant to Scheme of Arrangement (refer note 42)	-	-	(9,15,00,000)	(91.50)
Closing Balance	9,15,00,000	91.50	9,15,00,000	91.50
Preference shares of ₹100/- each				
Opening Balance	-	-	69,17,400	69.17
Less: Reclassification of preference share into Equity Share pursuant to Scheme of Arrangement (refer note 42)	-	-	(69,17,400)	(69.17)
Closing Balance	-	-	-	-

b. Issued, subscribed & fully paid up

Particulars	As at		As at	
	March 31, 2023		March 31, 2022	
	(in Numbers)	(₹ in Crores)	(in Numbers)	(₹ in Crores)
Equity Shares				
Equity shares of ₹10/- each fully paid-up	6,63,87,590	66.38	6,63,87,590	66.38
Equity shares forfeited	-	-	3,25,496	0.07
Less : Cancellation of forfeited shares transferred to Capital Reserves (refer note 42)	-	-	(3,25,496)	(0.07)
Closing Balance	6,63,87,590	66.38	6,63,87,590	66.38

c. Terms/ right attached to equity shares

- i) The Parent Company has only one class of equity shares having a par value of ₹10 per share. Each holder of equity shares is entitled to one vote per share.



Notes forming part of the Consolidated Financial Statements for the year ended March 31, 2023

Note 18: Share capital (contd.)

- ii) The Group declares and pays dividends in Indian rupees. The dividend when proposed by the Board of Directors, is subject to the approval of the shareholders in the ensuing Annual General Meeting. In the event of liquidation, the shareholders of equity shares are eligible to receive the remaining assets of the Group after distribution of all preferential amounts, in proportion to their shareholding.

d. Details of Dividend

i) Detail of interim dividend and final dividend proposed

The Board of Directors of Parent Company, in its meeting held on 3rd April 2023, declared an Interim Dividend of 50% i.e. ₹5.00 per Equity Share of ₹10 each and a Special Dividend of 10% i.e. ₹1.00 Per Equity Share of ₹10 each on successful commissioning of New Distillery Project of the Parent Company, aggregating to 60% i.e. ₹6 per equity shares of ₹10 each on 6,63,87,590 Equity Shares of the Parent Company for the Financial Year 2022-23. The same is proposed to be confirmed as final by the shareholders in the ensuing Annual General Meeting of the Parent Company.

e. Other disclosures

The Parent Company has not reserved any equity shares under options and contracts for the sale of shares.

f. Reconciliation of shares outstanding at the beginning and at the end of the reporting period is set out below :

Issued , subscribed and paid-up shares	As at March 31, 2023		As at March 31, 2022	
	(in Numbers)	(₹ in Crores)	(in Numbers)	(₹ in Crores)
Equity shares				
Opening Balance	6,63,87,590	66.38	6,63,87,590	66.38
Issued/ (Adjusted) during the period	-	-	-	-
Closing Balance	6,63,87,590	66.38	6,63,87,590	66.38

g. Details of shareholders holding more than 5% shares :

Particulars	As at March 31, 2023		As at March 31, 2022	
	(in Numbers)	(in %)	(in Numbers)	(in %)
Equity shares of ₹10 each fully paid-up				
Goel Investments Limited	1,82,95,911	27.56%	1,06,55,515	16.05%
Anil Kumar Goel	59,95,000	9.03%	60,00,000	9.04%
Saraswati Properties Limited	59,01,758	8.89%	-	0.00%
Gaurav Goel	50,16,904	7.56%	-	-
Sonitron Limited	-	-	49,40,716	7.44%
Shudh Edible Products Limited	-	-	42,99,680	6.48%
Gautam Goel	-	-	42,42,339	6.39%

h. Promoters shareholding

Promoter's Name	As at March 31, 2023		Change during the Year (in %)
	(in Numbers)	(in %)	
Goel Investments Limited	1,82,95,911	27.56%	11.51%
Saraswati Properties Limited	59,01,758	8.89%	3.97%
Gaurav Goel	50,16,904	7.56%	4.52%

Notes forming part of the Consolidated Financial Statements for the year ended March 31, 2023

Note 18: Share capital (contd.)

Promoter's Name	As at March 31, 2023		Change during the Year (in %)
	(in Numbers)	(in %)	
Ashok Kumar Goel	30,30,125	4.56%	4.48%
Ujjwal Rural Services Limited	1,25,000	0.19%	0.00%
Ishira Goel	1,05,525	0.16%	0.00%
Aparna Jalan	46,100	0.07%	0.00%
Shefali Poddar	31,760	0.05%	0.00%
Vinita Goel	25,050	0.04%	0.00%
Ritu Sanghi	7,500	0.01%	0.00%
Asha Kumari Swaroop	4	0.00%	0.00%
Sonitron Limited	-	0.00%	-7.44%
Gautam Goel	-	0.00%	-6.39%
Vijay Kumar Goel	-	0.00%	-0.53%
Deepa Goel	-	0.00%	-3.53%
Shudh Edible Products Private Limited	-	0.00%	-6.48%
Bindu Vashist Goel	-	0.00%	-0.12%

Promoter's Name	As at March 31, 2022		Change during the Year (in %)
	(in Numbers)	(in %)	
Goel Investments Limited	1,06,55,515	16.05%	-
Sonitron Limited	49,40,716	7.44%	-
Shudh Edible Products Private Limited	42,99,680	6.48%	-
Saraswati Properties Limited	32,66,758	4.92%	-
Ujjwal Rural Services Limited	1,25,000	0.19%	-
Gautam Goel	42,42,339	6.39%	-
Deepa Goel	23,41,936	3.53%	-
Gaurav Goel	20,16,904	3.04%	-
Vijay Kumar Goel	3,49,116	0.53%	-
Ishira Goel	1,05,525	0.16%	-
Bindu Vashist Goel	76,350	0.12%	-
Ashok Kumar Goel	55,384	0.08%	-
Aparna Jalan	46,100	0.07%	-
Shefali Poddar	31,760	0.05%	-
Vinita Goel	25,050	0.04%	-
Ritu Sanghi	7,500	0.01%	-
Asha Kumari Swaroop	4	0.00%	-

Notes forming part of the Consolidated Financial Statements for the year ended March 31, 2023

Note 19: Other Equity

Particulars	₹ in Crores)	
	As at March 31, 2023	As at March 31, 2022
A. Reserves and Surplus		
(i) Capital redemption reserve	-	-
(ii) Capital reserve	0.33	0.33
(iii) General reserve	0.20	-
(iv) Securities premium	-	-
(v) Storage fund/reserve for molasses	2.02	1.89
(vi) Retained Earnings	976.38	815.75
B. Other reserves		
(i) Remeasurement of post employment benefit obligation	(4.26)	(3.77)
(ii) FVOCI equity reserve	1.53	4.41
(iii) FVOCI Cash flow hedge reserve	(0.02)	-
(iv) Foreign currency translation reserve	-	-
(v) Non controlling interest	0.48	(0.01)
Total	976.66	818.60

Note 19 (i): Movement in Other equity

(i) Capital Redemption Reserve

Particulars	₹ in Crores)	
	As at March 31, 2023	As at March 31, 2022
Opening Balance	-	3.72
Less: Balance transferred pursuant to scheme of arrangement (refer note 42)	-	(3.72)
Closing Balance	-	-

(ii) Capital Reserve

Particulars	₹ in Crores)	
	As at March 31, 2023	As at March 31, 2022
Opening Balance	0.33	7.56
Add: Cancellation of forfeited shares pursuant to scheme of arrangement (refer note 42)	-	0.07
Less: Balance transferred pursuant to scheme of arrangement (refer note 42)	-	(7.30)
Closing Balance	0.33	0.33

(iii) General Reserve

Particulars	₹ in Crores)	
	As at March 31, 2023	As at March 31, 2022
Opening Balance	-	122.04
Less: Balance transferred pursuant to scheme of arrangement (refer note 42)	-	(122.04)
Add :- Transfer from Storage Fund/reserve for molasses	0.20	-
Closing Balance	0.20	-

Notes forming part of the Consolidated Financial Statements for the year ended March 31, 2023

Note 19: Other Equity (contd.)

(iv) Securities Premium Reserve

Particulars	(₹ in Crores)	
	As at March 31, 2023	As at March 31, 2022
Opening Balance	-	379.94
Less: Balance transferred pursuant to scheme of arrangement (refer note 42)	-	(379.94)
Closing Balance	-	-

(v) Storage fund/reserve for molasses

Particulars	(₹ in Crores)	
	As at March 31, 2023	As at March 31, 2022
Opening Balance	1.89	2.11
Add: Molasses fund created during the year	0.33	0.34
Less: Transferred to retained earning	-	(0.56)
Less: Transferred to General reserve	(0.20)	-
Closing Balance	2.02	1.89

(vi) Retained Earnings

Particulars	(₹ in Crores)	
	As at March 31, 2023	As at March 31, 2022
Opening Balance	815.75	979.08
Add: Profit for the year	157.50	144.04
Add: Loss on sale of equity trf from OCI to Retained Earning	-	-
Add: Transfer/ Adjustments from other reserves	3.13	3.25
Less: Appropriations		
i) Interim dividend inclusive of dividend distribution tax if any	-	(39.83)
ii) Demerger expenses pursuant to the scheme of arrangement	-	(3.00)
iii) Balance transferred pursuant to scheme of arrangement (refer note 42)	-	(267.79)
Closing Balance	976.38	815.75

B. Other Reserves

(i) Remeasurement of post employment benefit obligation

Particulars	(₹ in Crores)	
	As at March 31, 2023	As at March 31, 2022
Opening Balance	(3.77)	(4.11)
Add: Addition during the year	(0.49)	0.34
Less: Utilised during the year	-	-
Closing Balance	(4.26)	(3.77)



Notes forming part of the Consolidated Financial Statements for the year ended March 31, 2023

Note 19: Other Equity (contd.)

(ii) FVOCI Equity Reserve

Particulars	(₹ in Crores)	
	As at March 31, 2023	As at March 31, 2022
Opening Balance	4.41	1.36
Add: Addition during the year	0.25	2.48
Add: Balance transferred pursuant to scheme of arrangement (refer note 42)	-	0.57
Less: transfer to Retained Earning on sale of equity instruments	(3.13)	-
Closing Balance	1.53	4.41

(iii) FVOCI Cash flow hedge reserve

Particulars	(₹ in Crores)	
	As at March 31, 2023	As at March 31, 2022
Opening Balance	-	0.98
Add: Addition during the year	(0.02)	-
Less: Reclassify to Profit & Loss	-	(0.73)
Less: Transferred to retained earning	-	(0.25)
Closing Balance	(0.02)	-

(iv) Foreign currency translation reserve

Particulars	(₹ in Crores)	
	As at March 31, 2023	As at March 31, 2022
Opening Balance	-	0.92
Add: Addition during the year	-	-
Less: Balance transferred pursuant to scheme of arrangement (refer note 42)	-	(0.92)
Closing Balance	-	(0.00)

Note 19 (ii): Nature and purpose of reserves

A. Reserves and Surplus

(i) Capital Redemption Reserve

Capital redemption reserve was created against the redemption of cumulative preference shares.

(ii) Capital Reserve

Capital reserve was created against amalgamation.

(iii) General Reserve

This represents appropriation of profit after tax by the Group.

(iv) Securities Premium

Securities premium is used to record the premium on issue of securities. The reserve is utilised in accordance with the provision of the Companies Act, 2013.

(v) Storage fund/reserve for molasses

The storage fund for molasses has been created to meet the cost of construction of molasses storage tank as required under Uttar Pradesh Sheera Niyantran (Sansodhan) Adesh, 1974.

(vi) Retained Earnings

This comprise the Group's undistributed profit after tax.

Notes forming part of the Consolidated Financial Statements for the year ended March 31, 2023

Note 19: Other Equity (contd.)

B. Other reserves

(ii) FVOCI Equity Investment

The Group has elected to recognise changes in fair value of certain investments in equity securities through OCI as Other Reserves. The Group transfers amount from this reserves to retained earnings when the relevant investment is sold and realised.

(iii) FVOCI Cash flow hedge reserve

The cash flow hedge reserve represents the cumulative effective portion of gain or losses arising on changes in fair value of designated portion of hedging instruments entered into for cash flow hedges. Such gains or losses will be reclassified to statement of profit and loss in the period in which the underlying hedge transaction occurs.

Note 20: Financial Liabilities - Borrowings

Note 20 (i): Non- Current borrowings

Particulars	(₹ in Crores)	
	As at March 31, 2023	As at March 31, 2022
I. Secured Borrowings		
a. Term Loans		
i. From Banks	177.08	126.06
ii. From Sugar Development Fund	8.34	19.81
II. Unsecured Borrowings		
a. Term Loans		
From bank	25.00	70.00
b. Deposits from Public		
From related parties	0.15	3.88
From Public	6.48	13.78
Total	217.05	233.53

Note-: For terms and details of security - refer note 20(iii).

Note 20 (ii): Current borrowings

Particulars	(₹ in Crores)	
	As at March 31, 2023	As at March 31, 2022
I. Secured Borrowings		
a. Current maturities of Non current borrowings	50.84	44.35
b. Working capital loans from banks	442.53	586.65
II. Unsecured Borrowings		
a. Current maturities of Non current borrowings	12.44	12.17
b. Deposits from public		
- from related parties	-	1.00
- from others	3.04	1.42
Total	508.85	645.59

Note-: For terms and details of security - refer note 20(iv).

Notes forming part of the Consolidated Financial Statements for the year ended March 31, 2023

Note 20: Financial Liabilities - Borrowings (contd.)

Note 20(iii): Non-current borrowings-Securities and Terms of repayment

Name of Bank/ Financial Institution	Interest Rate % p.a.	Repayment Frequency	Amount outstanding as at		Amount outstanding as at		Number of Instalments Outstanding	Amount of each Instalment	Details of security offered
			March 31, 2023		March 31, 2022				
			Current	Non Current	Current	Non Current			
1) Punjab National Bank Term loan (Soft Loan)	7.50%	N.A	-	-	0.23	-	Instalments Outstanding- Nil	-	Secured by third pari passu charge on block of fixed assets of the Parent Company and personal guarantee of Managing Director
Term loan	7.50%	N.A	-	-	1.50	-	Instalments Outstanding- Nil	-	Secured by first pari passu charge on block of fixed assets of the Parent Company and personal guarantee of Managing Director
Term loan	8.55%	Quarterly	4.73	4.72	4.72	11.03	Instalments Outstanding- 6	1.58	Secured by first pari passu charge on block of fixed assets of the Parent Company and personal guarantee of Managing Director
Term loan	7.50%	N.A	-	-	3.80	-	Instalments Outstanding- Nil	-	Secured by first pari passu charge on block of fixed assets of the Parent Company and personal guarantee of Managing Director
Term loan (Soft Loan)	5.00%	Monthly	17.12	4.67	17.13	23.34	Instalments Outstanding- 14	1.56	Secured by first pari passu charge on the block of fixed assets of the Parent Company.
Term Loan	7.65%	Quarterly	2.70	24.30	-	-	Instalments Outstanding- 20	1.35	Secured by first pari passu charge on the block of fixed assets of the Parent Company and personal guarantee of Managing Director.
Less :- Ind AS Impact			(0.57)	(0.03)	(1.22)	(0.60)			
Sub-Total			23.98	33.66	26.16	33.77			

(₹ in Crores)

Notes forming part of the Consolidated Financial Statements for the year ended March 31, 2023

Note 20: Financial Liabilities - Borrowings (contd.)

Name of Bank/ Financial Institution	Interest Rate % p.a.	Repayment Frequency	Amount outstanding as at March 31, 2023		Amount outstanding as at March 31, 2022		Number of Instalments Outstanding	Amount of each Instalment	Details of security offered
			Current	Non Current	Current	Non Current			
			₹ in Crores)						
2) UCO Bank	8.35%	Quarterly	-	42.50	-	64.00	Instalments Outstanding - 8	₹5.375 except last four instalment of ₹5.25	Secured by a subservient charge over land & and building, plant & machinery and other immovable and movable fixed assets of the Parent Company and present and future and personal guarantee of Managing Director.
3) HDFC Bank	8.05%	Quarterly	5.14	82.91	-	-	Instalments Outstanding - 20	4.40 Each instalment amount is based on each tenure of disbursement amount. Also loan is not fully disbursed till now.	Secured by exclusive charge by way of hypothecating all present and future movable fixed assets of the project (130 KLPD Ethanol Plant at Dhampur Unit) including Plant & Machinery, spares, intangible assets etc, exclusive charge on all immovable properties pertaining & specific project created out of this loan along with personal guarantee of Managing Director.
4) ICICI Bank	8.63%	Quarterly	10.28	18.01	7.71	28.29	Instalments Outstanding - 11	2.57	Secured by residual charge over current assets and movable fixed assets of the Parent Company present and future and personal guarantee of Managing Director
5) Government of India, Sugar Development Fund (SDF)									
SDF Loan - Rajpura Unit, Cogen	4.75%	Half yearly	7.14	3.57	7.13	10.71	Instalments Outstanding - 3	3.57	Secured by first pari passu charge over the movable and immovable properties of Rajpura unit.

Notes forming part of the Consolidated Financial Statements for the year ended March 31, 2023

Note 20: Financial Liabilities - Borrowings (contd.)

Name of Bank/ Financial Institution	Interest Rate % p.a.	Repayment Frequency	Amount outstanding as at March 31, 2023		Amount outstanding as at March 31, 2022		Number of Instalments Outstanding	Amount of each Instalment	Details of security offered	
			Current	Non Current	Current	Non Current				
			₹ in Crores)							
SDF Loan- Rajpura Unit, Sugar	4.75%	Half yearly	0.94	3.29	0.47	4.23	Instalments Outstanding- 9	0.47	Secured by first pari passu charge over the movable and immovable properties of Rajpura unit.	
SDF Loan- Dhampur Unit, Sugar	3.40%	Half yearly	3.84	1.92	3.84	5.76	Instalments Outstanding- 3	1.92	Secured by first pari passu charge over the movable and immovable properties of Dhampur Unit.	
Less :- Ind AS Impact			(0.48)	(0.44)	(0.96)	(0.89)				
Sub-Total			11.44	8.34	10.48	19.81				
6) Unsecured Loans from Bank and Inter Corporate Deposit										
Kookmin Bank	7.30%	N.A	-	-	-	70.00	Instalments Outstanding- Nil	-	Personal Guarantee of Managing Director	
"Unsecured Loan from Bank- KEB Hana Bank"	7.70%	One Time	-	25.00	-	-	Instalments Outstanding-1	25.00	Personal Guarantee of Managing Director	
Sub-Total			-	25.00	-	70.00				
7) Unsecured Deposits from Public										
Deposits from related parties	7.50% & 9.50%		2.93	0.15	5.34	3.88	On different due dates	-	Unsecured	
Deposits from Public	7.50% & 9.50%		9.51	6.48	6.83	13.78	On different due dates	-	Unsecured	
Sub-Total			12.44	6.63	12.17	17.66				
Total			63.28	217.05	56.52	233.53				

Notes forming part of the Consolidated Financial Statements for the year ended March 31, 2023

Note 20: Financial Liabilities - Borrowings (contd.)

Note 20(iv): Current borrowings-Securities and Terms of repayment

Name of Bank/ Financial Institution	Interest Rate % p.a.	Repayment Periodicity	Amount outstanding as at March 31, 2023	Amount outstanding as at March 31, 2022	Details of Security
1) Punjab National Bank					
Cash Credit Limit	8.35%	NA	100.64	452.53	Secured by
Working Capital Loans	7.95%	3 Months	250.00	-	- first pari passu charge and pledge of stocks of sugar both present and future. - first pari passu charge and hypothecation of molasses, bagasse, general stores, chemicals unit finished goods/raw material, co-generation unit raw material, book debts etc. both present and future of the Parent Company. - third pari passu charge on the block of fixed assets/immovable properties of the Parent Company - personal guarantee of the Managing Director of the Parent Company"
2) District Co-operative Banks					
Working Capital Loans	8.35%	NA	84.93	95.97	Secured by - pledge of stocks of sugar both present and future. - personal guarantee of Managing Director of the Parent Company.
3) Prathma U P Gramin Bank					
Working Capital Loan	7.50%	NA	6.96	5.95	Secured by - pledge of stocks of sugar both present and future. - third pari passu charge on the block of fixed assets , both present and future, of the Parent Company - by personal guarantee of Managing Director of the Parent Company.

Notes forming part of the Consolidated Financial Statements for the year ended March 31, 2023

Note 20: Financial Liabilities - Borrowings (contd.)

				(₹ in Crores)	
Name of Bank/ Financial Institution	Interest Rate % p.a.	Repayment Periodicity	Amount outstanding as at March 31, 2023	Amount outstanding as at March 31, 2022	Details of Security
4) State Bank of India Working Capital Demand Loan	7.50%	NA	-	32.20	The facility has been repaid in full (Previous Year :- Secured by pledge of stocks of sugar, third pari passu charge on the block of fixed assets, both present and future, of the Parent Company and by personal guarantee of promoter(s)/director(s)- of the Parent Company.)
5) ICICI Bank Working Capital Loans	7.45%	NA	-	-	Secured by: - pledge of stocks of sugar both present and future on pari passu basis with other banks. - hypothecation of molasses, bagasse, general stores both present and future on pari passu basis of the Parent Company. - first pari passu charge on the current assets of the Parent Company. - third pari passu charge on the land and buildings of the Parent Company. - personal guarantee of Managing Director of the Parent Company.
6) Unsecured Deposits from Public					
Deposits from Public- from related parties	7.50% & 9.50%		-	1.00	Unsecured
Deposits from Public- from Others	7.50% & 9.50%		3.04	1.42	Unsecured
Total			445.57	589.07	

Notes forming part of the Consolidated Financial Statements for the year ended March 31, 2023

Note 21: Other Current Financial Liabilities

Particulars	(₹ in Crores)	
	As at March 31, 2023	As at March 31, 2022
Carried at amortised cost		
Interest accrued but not due on borrowings	4.09	5.04
Interest accrued and due on borrowings*	0.01	0.01
Interest accrued on MSME	0.14	0.14
Unclaimed matured deposits and interest accrued thereon	-	#
Provision for CSR	8.30	5.95
Provision for expenses	18.81	14.49
Employee benefits	8.21	5.29
Security deposits	3.74	3.26
Unpaid dividend	1.00	40.83
Other payables	0.06	0.10
Carried at fair value through other comprehensive income		
Derivative Liabilities	0.03	-
Total	44.39	75.11

* Includes interest debited by banks on loans at the close of business hours as at year end i.e. March 31 which has been repaid by the Group on next working day.

₹44,000 as at March 31, 2022

Note 22: Provisions

Note 22 (i): Non Current provision

Particulars	(₹ in Crores)	
	As at March 31, 2023	As at March 31, 2022
Provision for employee benefits		
Gratuity (refer note 44)	15.55	15.32
Total	15.55	15.32

Note 22 (ii): Current provision

Particulars	(₹ in Crores)	
	As at March 31, 2023	As at March 31, 2022
Provision for employee benefits		
Gratuity (refer note 44)	2.70	1.82
Others	3.81	3.40
Total	6.51	5.22

Note 23: Deferred Tax Asset/(Liability)

Particulars	(₹ in Crores)	
	As at March 31, 2023	As at March 31, 2022
Deferred tax asset :		
- On account of difference in the tax base value and carrying amount of Investments	(0.17)	(0.50)
- On account of temporary differences on allowability of expenses for tax purposes	5.92	6.75



Notes forming part of the Consolidated Financial Statements for the year ended March 31, 2023

Note 23: Deferred Tax Asset/(Liability) (contd.)

(₹ in Crores)

Particulars	As at March 31, 2023	As at March 31, 2022
- MAT credit entitlement	47.92	78.49
	53.67	84.74
Deferred tax liability :		
- On account of accelerated depreciation for tax purposes	110.09	111.83
- On account of difference in the tax base value and carrying amount of land	1.07	2.96
	111.16	114.79
Net deferred tax assets/(liabilities)	(57.49)	(30.05)

Note 23.1: Movement in deferred tax Liabilities/ deferred tax assets

(₹ In Crores)

Particulars	Deferred Tax Assets			Deferred Tax Liability		Total
	Investment	Other Items	MAT credit entitlement	Land	Property, plant & equipments	
At April 01, 2021	5.94	8.60	155.36	(10.42)	(190.68)	(31.20)
Transfer pursuant to Scheme of Arrangement (refer note 42)	(6.12)	-	(63.71)	5.66	88.76	24.59
Balance as at April 1, 2021	(0.18)	8.60	91.65	(4.76)	(101.92)	(6.61)
(Charged)/credited:-						
- to profit & loss	-	(1.78)	(13.16)	1.80	(9.91)	(23.05)
- to other comprehensive income	(0.32)	0.27	-	-	-	(0.05)
- reversal of deferred tax on last year other comprehensive income	-	(0.34)	-	-	-	(0.34)
At March 31, 2022	(0.50)	6.75	78.49	(2.96)	(111.83)	(30.05)
Opening Balance as at April 1, 2022	(0.50)	6.75	78.49	(2.96)	(111.83)	(30.05)
(Charged)/credited:-						
- to profit & loss	0.36	(1.11)	(30.57)	1.89	1.74	(27.69)
- to other comprehensive income	(0.03)	0.28	-	-	-	0.25
- reversal of deferred tax on last year other comprehensive income	-	-	-	-	-	-
At March 31, 2023	(0.17)	5.92	47.92	(1.07)	(110.09)	(57.49)

Note 24: Other Liabilities

Note 24 (i): Non Current Liabilities

(₹ in Crores)

Particulars	As at March 31, 2023	As at March 31, 2022
Deferred Government Grants (refer note no. 40)	0.48	1.60
Total	0.48	1.60

Notes forming part of the Consolidated Financial Statements for the year ended March 31, 2023

Note 24: Other Liabilities (contd.)

Note 24 (ii): Current Liabilities

Particulars	(₹ in Crores)	
	As at March 31, 2023	As at March 31, 2022
Deferred Government Grants (refer note no. 40)	1.05	2.08
Advance from customers	6.28	8.72
Statutory dues payable	20.95	15.70
Others	0.05	8.02
Total	28.33	34.52

Note 25: Trade payables

Particulars	(₹ in Crores)	
	As at March 31, 2023	As at March 31, 2022
Trade payables		
(i) Total outstanding dues of micro enterprises and small enterprises	4.67	2.74
(ii) Trade payable other than (i) above	177.31	228.97
Total	181.98	231.71

Note 25.1: Trade Payable Ageing Schedule

As at March 31, 2023

Particulars	Amount outstanding for following periods from due date of payment					Total
	Not due	Less than 1 Year	1 Year to 2 Year	2 Years to 3 years	More than 3 years	
Undisputed dues						
(i) MSME	4.67	-	-	-	-	4.67
(ii) Others	101.18	69.71	2.17	1.99	2.26	177.31
Disputed dues						
(i) MSME	-	-	-	-	-	-
(ii) Others	-	-	-	-	-	-
Total	105.85	69.71	2.17	1.99	2.26	181.98

As at March 31, 2022

Particulars	Amount outstanding for following periods from due date of payment					Total
	Not due	Less than 1 Year	1 Year to 2 Year	2 Years to 3 years	More than 3 years	
Undisputed dues						
(i) MSME	2.74	-	-	-	-	2.74
(ii) Others	70.59	149.96	3.22	1.77	3.43	228.97
Disputed dues						
(i) MSME	-	-	-	-	-	-
(ii) Others	-	-	-	-	-	-
Total	73.33	149.96	3.22	1.77	3.43	231.71



Notes forming part of the Consolidated Financial Statements for the year ended March 31, 2023

Note 26: Current tax assets/(liabilities)

Particulars	(₹ in Crores)	
	As at March 31, 2023	As at March 31, 2022
Advance tax paid	38.24	33.50
Less : 'Provision for tax	(36.68)	(34.24)
Total	1.56	(0.74)

Note 27: Revenue From operations

Particulars	(₹ in Crores)	
	For the Year ended March 31, 2023	For the Year ended March 31, 2022
(i) Sale of Products:		
a) Manufactured goods		
Sugar	1,184.26	961.16
Chemicals	302.40	277.65
Ethanol	579.88	427.11
Potable Sprits	463.88	290.67
Power	63.05	67.48
Others	14.75	9.69
b) Traded goods		
Others	233.88	103.08
Sub-Total (i)	2,842.10	2,136.84
(ii) Other Operating Revenue		
Scrap sale	7.44	3.32
Sale of Other Support Services	17.27	-
Insurance claim received	3.69	0.08
Subsidy from Government (refer note no 40)	-	20.19
Fair value gain on re-measurement of biological assets through profit or loss*	1.51	1.45
Duty drawback	0.04	0.30
Miscellaneous income	1.97	0.80
Sub-Total (ii)	31.92	26.14
Total (i+ii)	2,874.02	2,162.98

* excludes fair value of self consumed sugar cane of ₹1.96 crore (Previous Year ₹1.58 crore)

Note 27 (i): Disagregation of Revenue

Disaggregated revenue information have been given along with segment information (Refer Note No. 43)

Note 28: Other income

Particulars	(₹ in Crores)	
	For the Year ended March 31, 2023	For the Year ended March 31, 2022
Interest Income		
- from financial assets carried at amortized cost	0.14	0.09
- from banks and others	2.30	1.44
Dividend income	0.04	0.04
Liabilities/ Provisions no longer required written back	7.62	0.30
Other non-operating income		
Income from rent	0.69	1.31

Notes forming part of the Consolidated Financial Statements for the year ended March 31, 2023

Note 28: Other income (contd.)

Particulars	(₹ in Crores)	
	For the Year ended March 31, 2023	For the Year ended March 31, 2022
Profit on sales of fixed assets	0.21	1.33
Income from REC (net of expenses)	4.29	5.09
Miscellaneous Income	0.19	0.25
Foreign exchange Gain	-	0.79
Total	15.48	10.64

Note 29: Cost of materials consumed

Particulars	(₹ in Crores)	
	For the Year ended March 31, 2023	For the Year ended March 31, 2022
Cost of material consumed		
- Sugar cane *	1,418.31	1,336.09
- Molasses	2.67	10.76
- Bagasse and other fuel	10.11	4.70
- Chemicals and others	260.38	249.00
Total	1,691.47	1,600.55

* excludes fair value of self consumed sugar cane of ₹1.96 crore (Previous Year ₹1.58 crore)

Note 30: Excise Duty on sale of goods

Particulars	(₹ in Crores)	
	For the Year ended March 31, 2023	For the Year ended March 31, 2022
Excise duty on sale of goods	414.26	258.93
Total	414.26	258.93

Note 31: Purchase of goods for resale

Particulars	(₹ in Crores)	
	For the Year ended March 31, 2023	For the Year ended March 31, 2022
Purchase of goods for resale	21.37	24.21
Total	21.37	24.21

Note 32: Changes in inventories of finished goods, work in progress and stock in trade

Particulars	(₹ in Crores)	
	For the Year ended March 31, 2023	For the Year ended March 31, 2022
Closing Stock: :		
Finished goods	614.49	748.09
Work-in-progress	12.53	12.75
Stock-in-trade	0.67	35.76
Total (a)	627.69	796.60
Opening Stock :		
Finished stock	748.09	1,197.21
Work-in-progress	12.75	25.03
Stock-in-trade	35.76	0.55

Notes forming part of the Consolidated Financial Statements for the year ended March 31, 2023

Note 32: Changes in inventories of finished goods, work in progress and stock in trade (contd.)

Particulars	(₹ in Crores)	
	For the Year ended March 31, 2023	For the Year ended March 31, 2022
Balance transferred pursuant to scheme of arrangement	-	(700.68)
Total (b)	796.60	522.11
Related to discontinued operations under the scheme of arrangement	-	-
Net(Increase)/Decrease in stock (b-a)	168.91	(274.49)

Note 33: Employees benefits expense

Particulars	(₹ in Crores)	
	For the Year ended March 31, 2023	For the Year ended March 31, 2022
Salaries and wages*	75.26	69.99
Contribution to Provident & other funds	5.93	5.37
Gratuity	2.21	2.11
Voluntary retirement compensation	0.03	0.10
Workmen & staff welfare expenses	0.63	0.59
Total	84.06	78.16

* includes Directors and KMP Remunerations (excluding director's perquisites of ₹0.44 Crores and In PY ₹0.78 Crores) of ₹13.53 Crores (Previous Year ₹17.59 Crores)

Note 34: Finance costs

Particulars	(₹ in Crores)	
	For the Year ended March 31, 2023	For the Year ended March 31, 2022
Interest expenses on financial liabilities measured at amortize cost	43.69	44.55
Interest on lease liabilities	0.74	0.65
Other borrowing cost	3.00	5.73
	47.43	50.93
Less : Interest and other borrowing cost capitalized during the period	1.57	-
Less : Interest subsidy	1.92	0.77
Total	43.94	50.16

Note 35: Depreciation and amortisation expenses

Particulars	(₹ in Crores)	
	For the Year ended March 31, 2023	For the Year ended March 31, 2022
Depreciation of property, plant and equipment (refer note no.4)	47.40	47.41
Depreciation of right of use assets (refer note no. 5)	4.26	2.48
Amortisation of intangible assets (refer note no.8)	0.42	0.40
Total	52.08	50.29

Notes forming part of the Consolidated Financial Statements for the year ended March 31, 2023

Note 36: Other expense

Particulars	(₹ in Crores)	
	For the Year ended March 31, 2023	For the Year ended March 31, 2022
Consumption of stores, spares & other manufacturing expenses	49.74	37.94
Power and fuel	2.27	2.57
Packing material expenses	37.33	28.52
Selling Expenses :		
- Commission to selling agents	3.03	2.32
- Other selling expenses	23.47	36.37
Repair & Maintenance :		
- Plant & machinery	21.34	20.91
- Building	1.01	2.32
- Others	2.01	1.97
Short term leases (Refer Note 5)	0.71	3.61
Rates and taxes	11.11	3.13
Charity and donations	0.07	3.64
Insurance	3.59	2.99
Transfer to storage fund for molasses	0.33	0.34
Consultancy/Retainership/Professional Fees	1.57	3.65
Payment to auditors (refer note 36.1)	0.48	0.23
CSR Expenses	5.09	5.97
Cane development expenses	1.34	1.38
Expenditure on crop	1.83	1.47
Balance written-off	0.12	3.25
Provision for doubtful debts	-	0.33
Director sitting fees	0.08	0.14
Loss on sale of fixed/discarded assets	4.21	0.15
Denaturation of SDS	-	0.09
Foreign exchange difference (net)	1.39	0.49
Miscellaneous expenses	18.50	20.45
Total	190.62	184.23

Note 36.1 Payment to Auditors

Payment to Auditors	(₹ in Crores)	
	For the Year ended March 31, 2023	For the Year ended March 31, 2022
- Audit fees	0.22	0.15
- Tax Audit	0.05	0.05
- Other services	0.18	0.02
- Reimbursement of expenses	0.03	0.01
Total	0.48	0.23

Note 37: Tax expense

Note 37(i): Income Tax Expenses

Particulars	(₹ in Crores)	
	For the Year ended March 31, 2023	For the Year ended March 31, 2022
Current Tax	37.11	34.50
Deferred Tax	27.69	23.05
Tax expenses of operation in statement of profit and loss	64.80	57.55



Notes forming part of the Consolidated Financial Statements for the year ended March 31, 2023

Note 37: Tax expense (contd.)

Note 37(ii): Reconciliation of tax expense and accounting profit multiplied by India's tax rate:

(₹ in Crores)

Particulars	For the Year ended March 31, 2023	For the Year ended March 31, 2022
Profit before tax	222.79	201.58
Applicable tax rate	34.94%	34.94%
Computed tax expenses	77.85	70.44
Adjustments :		
Income exempt from tax purposes	(0.23)	(0.24)
Carryforward of losses	(2.69)	1.02
Expenses not allowed for tax purposes	1.65	2.48
Additional allowances for tax purposes	(1.53)	(1.82)
Deferred tax on non-depreciable assets and investment (Net)	(0.33)	0.32
Deduction u/s 80IA of Income Tax Act in respect of power undertaking	(8.17)	(26.61)
Tax adjustment for previous year	0.43	(1.83)
Others	(2.18)	13.79
Total Tax Expenses recognised in Statement of Profit and Loss	64.80	57.55
Effective Tax Rate	29.09%	28.55%

Note 37 (iii)

Pursuant to Taxation Law (Amendment) Ordinance, 2019 (Ordinance), the domestic companies have option to pay corporate income tax @ 22% plus applicable surcharge and cess (New Tax Rate) subject to certain conditions w.e.f. financial year commencing from April 1, 2019 and thereafter. As at the year end, the Parent Company has made an re-assessment of the impact of the Ordinance and decided to continue with the existing tax structure until utilization of accumulated minimum alternative tax (MAT) credits.

Note 38: 'Earnings per Share (EPS)

(₹ in Crores)

Particulars	Details	As at March 31, 2023	As at March 31, 2022
i) Net Profit/ Loss(-) available to Equity Shareholders (Used as numerator for calculating EPS)	₹ in Crores	157.50	144.04
ii) Weighted average No. of Equity Shares outstanding during the period:			
- for Basic EPS	No.	6,63,87,590	6,63,87,590
- for Diluted EPS	No.	6,63,87,590	6,63,87,590
(Used as denominator for calculating EPS)			
iii) Earning per Share			
- Basic	₹	23.72	21.70
- Diluted	₹	23.72	21.70
(Equity Share of Face value of ₹10 each)			

Notes forming part of the Consolidated Financial Statements for the year ended March 31, 2023

Note 39: Contingent Liabilities and Commitments

I. Contingent Liabilities (not provided for in Respect of:

Particulars	(₹ in Crores)	
	As at March 31, 2023	As at March 31, 2022
i) Demands being disputed by the Group :		
a) Excise duty and Service Tax demands	18.87	13.50
b) Trade Tax and Entry Tax demands	1.90	2.29
c) Other demands	1.85	1.92
d) Estimated amount of interest on above [^]	27.17	27.17
These are estimated figures in respect of the matters in (i) above, and future cash outflows are determinable only on receipt of judgements/decisions pending at various forums/authorities and subject to the demand of interest and possible waivers granted by the respective authorities.		
ii) Claims against the Group not acknowledged as debts :		
a) Statutory liability being disputed by authorities	0.90	0.90
b) Income Tax demand on processing of TDS Returns*	0.01	-
c) Other Liabilities		-
d) In respect of some pending cases of employees and others#	Amount not ascertainable	Amount not ascertainable

[^] These are estimated figures in respect of the matters in (i) (a to c) above, and future cash outflows are determinable only on receipt of judgements/decisions pending at various forums/authorities and subject to the demand of interest and possible waivers granted by the respective authorities.

* The Group has initiated steps for revising the TDS forms to remove various defects due to which demands were raised by authorities and is confident that the demand will be substantially reduced after these rectification.

The amount shown above represents the best possible estimates arrived at, on the basis of available information. The uncertainties and timing of the cash flows are dependent on the outcome of the different legal processes which has been invoked by the Group or the claimants as the case may be, therefore it cannot be estimated accurately. The Group does not expect any reimbursement in respect of the above contingent liabilities.

II. Capital Commitments

Particulars	(₹ in Crores)	
	As at March 31, 2023	As at March 31, 2022
Estimated amount of contracts remaining to be executed on capital account and not provided	6.74	63.73

III. Other Legal Matters

- i) Honourable Allahabad High Court in the case of PIL Rastriya Kisan Mazdoor Sangathan v/s State of U.P. passed a final order on March 09, 2017 directing the Cane Commissioner to decide afresh the issue as to whether the Sugar Mills are entitled for waiver of interest on the delayed payment of the price of sugarcane for the seasons 2012-13, 2013-14 and 2014-15 under the provisions of Section 17(3) of the U.P. Sugarcane (Regulations of Supply and Purchase) Act, 1953 (in short 'the Act'). The matter is yet to be finalised and pending before Supreme Court in SLP filed by the RKMS. Based on the legal review of the facts of this case, possibility of liability crystalizing is remote and hence no provision is considered necessary.
- ii) Cane Societies are in dispute with the State Government of Uttar Pradesh with regard to a retrospective partial waiver of society commission payable by the sugar mills for the crushing seasons 2012-13, 2014-15 and 2015-16. The Parent Company was the beneficiary of such a waiver. The matter is yet to be finalised and is pending before Supreme Court in SLP filed by the Association.



Notes forming part of the Consolidated Financial Statements for the year ended March 31, 2023

Note 39: Contingent Liabilities and Commitments (contd.)

iii) Hon'ble National Green Tribunal (NGT) vide its order dated September 1, 2021 imposed an environmental compensation of ₹20 crores i.e. ₹5 Crores each on Dhampur Sugar and Distillery units of the Parent Company and Asmoli Distillery and Meerganj Unit, since demerged into Dhampur Bio Organics Limited and constituted a committee to assess the damage caused, if any, to the environment. Management believes that while imposing the environmental compensation there was no evidence on record before NGT about the damage caused to the Environment. The said order of NGT was challenged by the Parent Company before Hon'ble Supreme Court wherein stay has been granted in the matter. The report of the Committee has been filed with Hon'ble Supreme Court. The matter is at stage of final hearing.

Note 40: Government Grants

The Group is eligible to receive various grants/ financial assistance as per the schemes announced by Central and UP State Government for Sugar Industry. The Group has recognized these Government grants in the following manners:

S. No.	Particulars	Treatment in Accounts	(₹ in Crores)	
			As at March 31, 2023	As at March 31, 2022
1	Revenue related Government grants:			
a)	MAEQ Subsidy 2020-21 from Central Government (Refer footnote a)	Shown as separate line items "Government grant" under other operating income	-	20.19
b)	Interest subvention claim under Distillery Expansion Loan (Refer note b)	Deducted from finance cost	0.51	0.78
c)	Interest subvention claim under Distillery Expansion Loan (Refer note c)	Deducted from finance cost	1.41	-
2	Deferred Government grants:			
i	Deferred income relating to term loans on concessional rate from Sugar Development Fund	Deducted from finance cost	0.81	1.39
ii	Deferred income relating to term loans on concessional rate (Refer note d)	Deducted from finance cost	1.35	1.84

Sub Notes :

a) The Central Government notified a scheme for providing assistance to sugar mills on export of sugar covering expenses on marketing costs including handling, upgrading and other processing costs and costs of international and internal transport and freight charges on export of sugar with a view to facilitate export of sugar thereby improving the liquidity position of sugar mills enabling them to clear cane price dues of farmers.

Pursuant to notification 1(6)/2020-S.P.-I dated 29th December 2020, assistance @ Rs 6,000 per MT on export of sugar limited to MAEQ (Maximum Admissible Export Quantity) determined by the Central Government for such mills for the sugar season 2020-21 either themselves or through a merchant exporter. Till March 31, 2022, the parent Company has complied with all the conditions as stated in the scheme and the same has been received in full till March 31, 2022.

b) The Central Government, vide its Notification No. 1(10)/2018-SP-I dated July 19, 2018, notified a Scheme with a view to increase production of ethanol by enhancing the number of working days of existing distillery in a year by installation new Incineration boilers or by adoption any other matter approved by Central Pollution Control Board (CPCB) for Zero Liquid Discharge (ZLD) in a distillery. Every Sugar Mill which fulfils the conditions stipulated in the scheme will be eligible for the interest subvention @ 6% per annum or 50% of the rate of interest charged by bank, whichever is lower, on the loans to be extended by banks, shall be borne by Central Government for five years.

Notes forming part of the Consolidated Financial Statements for the year ended March 31, 2023

Note 40: Government Grants (contd.)

Till March 31, 2023, the parent Company has complied with all the conditions as stated in the scheme and submitted the claim for interest subvention. Accordingly, interest subvention accrued under the Scheme till March 31, 2023 by Rs. 3.84 crores and out of which Rs. 2.31 crore has been received till March 31, 2023.

- c) The Central Government vide its notification on April 22, 2022, notified a scheme for extending financial assistance to Project proponents for enhancement of their distillery capacity or to set up distillery for producing 1st Generation (1G) ethanol from feed stocks such as cereals (rice, wheat, barley, corn & sorghum), sugarcane, sugar beet etc. Sugar Mill which fulfils the conditions stipulated in the scheme is eligible for the interest subvention @ 6% per annum or 50% of the rate of interest charged by bank, whichever is lower, on the loans extended by bank. The Parent Company has complied with all the conditions as stated in the scheme and submitted the claim of Rs. 1.41 crores for interest subvention accrued till March 31, 2023.
- d) The State Government, with a view to improve the liquidity position of private sector sugar mills of the State enabling them to clear the cane price arrears of crushing seasons 2016-17 and 2017-18 and timely settlement of cane price as per State Advised Price (SAP) fixed by the State Government, to the sugarcane farmers, has notified the scheme, namely "Scheme for Extending Financial Assistance to Sugar Undertakings-2018" vide notification No.: 15/2018/1719/46-3-18-3 (36-A) / 2018 dated October 16, 2018. The Parent Company had availed the term loan in the F.Y 2018-19 under the Scheme, wherein, the government grant has been received in form of Subsidized rate of interest.
- e) The Parent Company was eligible for various incentives under U.P. Sugar Incentive Promotion Policy, 2004 (the scheme) which was subsequently withdrawn by the State Government. Petition filed by the Company, The Hon'ble Allahabad High Court vide order dated February 12, 2019 has set aside and quashed the policy withdrawal order and directed the State government to give the benefits under the scheme after examination of incentive claims filed by the respective units. The Company is in the process of filing its claim under the "Scheme".

Note 41: Related Party Disclosures:

A. List of Related Parties with whom transactions have taken place and relationships:

I) a) Key Management Personnel (KMP)	Mr. Ashok Kumar Goel	Chairman (w.e.f. May 04, 2022) (Vice Chairman upto May 03, 2022)
	Mr. Gaurav Goel	Managing Director
	Mr. Anant Pande	Chief Executive Officer and Director (w.e.f. July 01, 2022)
	Mr. Anuj Khanna	Independent Director
	Mr. M. P. Mehrotra	Independent Director
	Ms. Pallavi Khandelwal	Independent Director (w.e.f July 27, 2022)
	Mr. Satpal Arora	Independent Director
	Mr. Yashwardhan Poddar	Independent Director
	Mr. Susheel Kumar Mehrotra	Chief Financial Officer
b) Appointed/Ceased to be Key Management Personnel (KMP)	Ms. Aparna Goel	Company Secretary
	Mr. Akshat Kapoor, Director	(w.e.f May 04, 2022 and ceased w.e.f. July 27, 2022)
c) Ceased to be Key Management Personnel (KMP)	Mr. Vijay Kumar Goel	Chairman (upto May 04,2022)
	Mr. Gautam Goel	Managing Director (upto May 04,2022)
	Mr. Sandeep Sharma	Chief Operating Officer & Director (upto May 04,2022)



Notes forming part of the Consolidated Financial Statements for the year ended March 31, 2023

Note 41: Related Party Disclosures: (contd.)

	Mr. Ashwani Kumar Gupta	Independent Director (upto May 04,2022)
	Ms. Priya Brat	Independent Director (upto September 01, 2021)
	Ms. Nandita Chaturvedi	Independent Director (upto July 27, 2022)
	Mr. Nalin Gupta	Joint Chief Financial Officer (upto May 04,2022)
II) Ehaat Limited	Mr. Sanjiv Kumar Bhatnagar	Director
	Mr. Akshat Kapoor	Director
	Mr. Vineet Kumar Gupta	Director
III) Dets Limited	Mr. Akshat Kapoor	Director
	Mr. Vineet Kumar Gupta	Director
	Mr. Susheel Kumar Mehrotra	Director
IV) Relatives of Key Management Personnel (with whom transactions were done during the period)	Mrs. Vinita Goel	(Relative of Mr. Ashok Kumar Goel)
	Mrs. Priyanjali Goel, Ms. Ishira Goel	(Relatives of Mr. Gaurav Goel)
	Mr. Mayank Goel, Master Advay Goel	(Relative of Mrs. Aparna Goel)
	Mrs. Vanita Mehrotra, Ms. Shivani Mehrotra, Mr. Anant Narain Mehrotra	(Relatives of Mr Susheel Kumar Mehrotra)
	Mrs. Deepa Goel, Ms. Shubra Agarwal	(Relative of Mr. Vijay Kumar Goel) (upto May 04, 2022)
	Mrs. Bindu Vashist Goel	(Relative of Mr. Gautam Goel) (upto May 04, 2022)
	Mrs. Poonam Sharma, Mr. Rahul Sharma, Ms. Sona Sharma	(Relative of Mr. Sandeep Sharma) (upto May 04, 2022)
	Mrs. Namita Gupta	(Relative of Mr. Ashwani Kumar Gupta) (upto May 04, 2022)
	Mrs. Rakhi Gupta, Mr. Sidharth Gupta, Mr. Sanjay Gupta	(Relative of Mr. Nalin Gupta) (May 04, 2022)
V) Enterprises which have significant influence and also owned or significantly influenced by Key Management Personnel	Goel investments Limited	
	Ujjwal Rural Services Limited	
	Saraswati Properties Limited	
	Sandeep Sharma (HUF)	(upto May 04, 2022)
	Dhampur Sugar Mill Provident Fund Trust	
	Susheel Kumar Mehrotra (HUF)	
	Dhampur Bio Organics Ltd *	
	Venus India Asset-Finance Pvt. Ltd.	

Notes forming part of the Consolidated Financial Statements for the year ended March 31, 2023

Note 41: Related Party Disclosures: (contd.)

B. Disclosure of transactions between the Group and Related Parties and the status of outstanding balances:

		(₹ in Crores)	
Particulars		2022-23	2021-2022
Transactions during year ended 31.03.2023			
1	Loans repaid		
	Goel Investment Limited	-	15.00
	Venus India Asset-Finance Pvt. Ltd.	-	20.00
	Total	-	35.00
2	Unsecured Deposits Taken (Fixed Deposit)		
	Mr. Ashwani Kumar Gupta	-	0.50
	Mr. Sandeep Sharma	-	0.26
	Sandeep Sharma (HUF)	-	0.21
	Mr. Susheel Kumar Mehrotra	-	0.05
	Susheel Kumar Mehrotra (HUF)	-	0.01
	Relative of KMP	-	0.59
	Total	-	1.62
3	Unsecured Deposits Matured (Fixed Deposit)		
	Mr. Ashok Kumar Goel	1.43	-
	Mr. Aswani Kumar Gupta	0.50	1.00
	Relative of KMP	4.41	0.90
	Total	6.34	1.90
4	Rent Paid/(Received)		
	Goel Investment Limited	0.12	0.12
	Saraswati Properties Limited	2.52	2.52
	Total	2.64	2.64
5	Remuneration & Perquisites		
	Mr. Vijay Kumar Goel	0.14	4.30
	Mr. Ashok Kumar Goel	4.87	4.29
	Mr. Gaurav Goel	4.87	4.29
	Mr. Gautam Goel	0.14	4.22
	Mr. Sandeep Sharma	-	0.14
	Mr. Anant Pande	2.36	-
	Mr. Susheel Kumar Mehrotra	0.95	0.85
	Ms. Aparna Goel	0.19	0.17
	Mr. Akshat Kapoor	0.17	-
	Relative of KMP	0.28	0.11
	Total	13.97	18.37
6	Sitting fees Directors		
	Mr. Anuj Khanna	0.01	0.01
	Mr. M.P Mehrotra	0.03	0.03
	Mrs. Nandita Chaturvedi	##	0.02
	Ms. Pallavi Khandelwal	0.01	-
	Mr. Satpal Kumar Arora	0.02	0.02
	Mr. Yashwardhan Poddar	0.02	0.02
	Mr. Ashwani Kumar Gupta	-	0.03
	Ms. Priya Brat	-	0.02
	Total	0.09	0.15



Notes forming part of the Consolidated Financial Statements for the year ended March 31, 2023

Note 41: Related Party Disclosures: (contd.)

		(₹ in Crores)	
Particulars	2022-23	2021-2022	
7	Commission to Independent Directors		
	Ms. Priya Brat	-	0.03
	Mr. Satpal Kumar Arora	0.03	0.03
	Mr. M.P Mehrotra	0.03	0.03
	Mr. Anuj Khanna	0.03	-
	Mr. Yashwardhan Poddar	0.03	0.03
	Mr. Ashwani Kumar Gupta	-	0.03
	Mrs. Nandita Chaturvedi	0.03	0.03
	Total	0.15	0.18
8	Interest expense		
	Mr. Ashok Kumar Goel	0.16	0.15
	Mr. Ashwani Kumar Gupta	0.01	0.06
	Mr. Sandeep Sharma	0.01	0.03
	Sandeep Sharma (HUF)	0.01	0.01
	Mr. Susheel Kumar Mehrotra	##	##
	Susheel Kumar Mehrotra (HUF)	##	##
	Goel Investment Ltd.	-	0.73
	Venus India Asset-Finance Pvt. Ltd.	-	0.97
	Relative of KMP	0.71	0.80
	Total	0.90	2.75
9	Contribution to Defined Contributions Plan		
	Dhampur Sugar Mills Provident Fund Trust	6.86	6.19
	Total	6.86	6.19

Amount due to/ from Related Parties:

		(₹ in Crores)	
Particulars	2022-23	2021-2022	
1	Deposits from Related Parties		
	Mr. Ashok Kumar Goel	-	1.43
	Mr. Ashwani Kumar Gupta	-	0.50
	Mr. Sandeep Sharma	0.32	0.32
	Mr. Susheel Kumar Mehrotra	0.05	0.05
	Sandeep Sharma (HUF)	0.21	0.21
	Susheel Kumar Mehrotra (HUF)	0.01	0.01
	Relative of KMP	3.29	7.70
	Total	3.88	10.22
2	Payables		
	Goel Investment Limited	0.08	0.08
	Saraswati Properties Limited	1.31	3.08
	Dhampur Bio Organics Limited	-	12.02
	Ujjwal Rural Services Limited	-	0.05
	Mr. Ashok Kumar Goel	0.06	0.50
	Mr. Gaurav Goel	0.01	0.09
	Mr. Gautam Goel	-	0.40
	Total	1.46	16.22

Notes forming part of the Consolidated Financial Statements for the year ended March 31, 2023

Note 41: Related Party Disclosures: (contd.)

		(₹ in Crores)	
Particulars	2022-23	2021-2022	
3 Security Deposits Receivables			
Goel Investment Limited	0.50	0.50	
Saraswati Properties Limited	1.05	1.05	
Ujjwal Rural Services Limited	0.05	0.05	
Total	1.60	1.60	

represents amounts below ₹50,000

* " As per the Scheme of Arrangement between the Parent Company and Dhampur Bio Organics limited(DBOL), the Asmoli,Mansurpur and Meerganj unit(Demerged Undertaking) has been transferred to DBOL w.e.f April ,1,2021. The Parent Company has continued to manage the operation of demerged undertaking during the year, hence such transfer of demerged undertaking and interse transactions between the Parent Company and demerged undertaking pertaining to the operation of the units including interse transfer of goods, employees, fund, reimbursement of expenses etc have not been reported herein above"

C. Terms and Conditions and Settlement

The transactions with the related parties are made on term equivalent to those that prevail in arm's length transactions. The assessment is under taken each financial year through examining the financial position of the related party and in the market in which the related party operates. Outstanding balances at the year end are unsecured and settlement occurs in cash.

Note 42: Scheme of Arrangement

Allahabad Bench of the NCLT, through its order dated April 27, 2022 (the "Order"), has approved the Scheme of Arrangement ("the Scheme") between Dhampur Sugar Mills Limited ("Demerged Company") and Dhampur Bio Organics Limited ("Resulting Company"/"The Company") and their respective shareholders and creditors for demerger of manufacturing units of Sugar, chemicals and co-generation of the Demerged company situated at Asmoli, District Sambhal, Mansurpur, district Muzaffarnagar and Meerganj, district Bareilly (Collectively referred to as "Demerged Undertakings") from Demerged Company into Resulting Company with effect from Appointed Date i.e. April 01, 2021. The Scheme became effective on May 03, 2022. The Company has given effect to the Scheme in the financial statements for the year ended March 31, 2022 and has accounted the same as per the pooling of interest method.

Pursuant to the above Order, the difference between the book value of the assets and liabilities transferred to the resulting Company has been debited to the following reserves of the Company on the Appointed date i.e April 01,2021

Particulars	Amount debited
(i) Capital Redemption Reserve	3.72
(ii) Capital Reserve	7.30
(iii) General Reserve	122.04
(iv) Securities Premium Reserve	379.94
(v) Retained Earnings	267.79
(vi) FVOCI Equity Reserve	(0.57)
(vii) Foreign currency translation reserve	0.92
	781.14

Pursuant to the Scheme, the Parent Company continued to manage the operation of Demerged undertakings in its own name during the year till the date, the requisite permissions/ licences/agreements are not been transferred in the name of the Resulting Company. Accordingly, these transactions are not accounted for in the books of the Company but are recorded in the books of the Resulting Company, as prescribed in the Scheme.



Notes forming part of the Consolidated Financial Statements for the year ended March 31, 2023

Note 43: Disclosure required as per Ind AS 108 Operating Segments

a. Identification of Segments

The Group's operating segments are established on the basis of those components of the Group that are evaluated regularly by the Board of Director's (the 'Chief Operating Decision Maker' as defined in Ind AS 108 - 'Operating Segments').

The chief operational decision maker monitors the operating results of its Business Segments separately for the purpose of making decisions about resource allocation and performance assessment. Segment performance is evaluated based on profit or loss and is measured consistently with profit or loss in the financial statements. Operating Segments have been identified by the management and reported taking into account, the nature of products and services, the differing risks and returns, the organization structure, and the internal financial reporting systems.

b. Operating Segments

The Group is organized into six main business segments, namely

- Sugar which consists of manufacture and sale of Sugar and its byproducts,
- Chemicals which consists of manufacture and sale of Ethyl Acetate,
- Ethanol which consists of manufacture and sale of RS, Ethanol, ENA, Industrial alcohol,
- Potable Spirits which consists of manufacture and sale of Country liquor,
- Power which consists of co-generation and sale of power,
- Others which consists of sale of petrol and agricultural products.

No operating segments have been aggregated in arriving at the aforesaid reportable segments of the Group.

c. Geographical segments

The Group is domiciled in India. The amount of revenue from external customers broken down by the location of the customers is shown in the table below.

d. Segment Accounting Policies:

In addition to the significant accounting policies applicable to the operating segments as set out in note 2, the accounting policies in relation to segment accounting are as under:

Segment revenue and results:

Revenue and expenses directly attributable to segments are reported under each reportable segment.

Other expenses and incomes which are not directly attributable to any business segment are shown as unallocable expenses (net of unallocated income).

Segment assets and liabilities:

Assets and liabilities that are directly attributable or allocable to segments are disclosed under each reportable segment. Unallocated assets include deferred tax, investments, interest bearing deposits loans to subsidiary and income tax refund. Unallocated liabilities include interest bearing liabilities, tax provisions and deferred tax. Capital expenditure pertains to additions made to fixed assets during the year and includes capital work in progress.

Inter segment sales/transfer:

Transactions between segments are primarily for materials which are transferred at cost /market determined prices. These transactions are eliminated in consolidation.

Notes forming part of the Consolidated Financial Statements for the year ended March 31, 2023

Note 43: Disclosure required as per Ind AS 108 Operating Segments (contd.)

e. Summary of Segmental Information

For the FY 2022-23

(₹ in Crores)

Particulars	Sugar	Power	Ethanol	Chemicals	Potable Spirits	Others	Total
1. Segment Revenue (including Excise Duty)							
a) External Sales	1,224.38	67.02	581.27	302.40	463.88	235.07	2,874.02
b) Inter Segment Sales	712.84	150.03	14.79	-	-	1.97	879.63
c) Total Revenue	1,937.22	217.05	596.06	302.40	463.88	237.04	3,753.65
2. Segment Results							
Profit/(Loss) before Tax and Interest from each segment	61.66	81.57	131.98	22.77	(1.01)	5.66	302.63
Less : Finance costs							43.94
Less/ Add :Other Unallocable Expense/Income net off Unallocable Income/Expenses							35.90
Net Profit/(loss) before Tax	61.66	81.57	131.98	22.77	(1.01)	5.66	222.79
Less: Tax expense (Net)	-	-	-	-	-	-	64.80
Net Profit/(Loss) after Tax	61.66	81.57	131.98	22.77	(1.01)	5.66	157.99
3. Other Information							
a) Segment Assets	1,121.74	403.39	432.58	64.99	19.54	40.85	2,083.09
Unallocable Assets							38.56
Total Assets	1,121.74	403.39	432.58	64.99	19.54	40.85	2,121.65
b) Segment Liabilities	213.81	10.38	36.60	1.46	5.83	2.53	270.61
Unallocable Liabilities							808.00
Total Liabilities	213.81	10.38	36.60	1.46	5.83	2.53	1,078.61
c) Capital Expenditure	46.06	63.52	61.29	-	-	0.02	170.89
d) Depreciation	27.82	10.45	13.75	-	-	0.06	52.08
e) Non Cash Expenditure other than Depreciation	(1.10)	(0.01)	(1.24)	-	-	-	(2.35)

For the FY 2021-22

(₹ in Crores)

Particulars	Sugar	Power	Ethanol	Chemicals	Potable Spirits	Others	Total
1. Segment Revenue (including Excise Duty)							
a) External Sales	999.47	68.23	426.96	277.65	290.67	100.00	2,162.98
b) Inter Segment Sales	452.32	144.79	-	-	-	1.57	598.68
c) Total Revenue	1,451.79	213.02	426.96	277.65	290.67	101.57	2,761.66
2. Segment Results							
Profit/(Loss) before Tax and Interest from each segment	54.18	82.40	131.90	19.62	(0.78)	1.16	288.48
Less : Finance costs	-	-	-	-	-	-	50.16
Less/ Add :Other Unallocable Expense/Income net off Unallocable Income/Expenses	-	-	-	-	-	-	36.74
Net Profit/(loss) before Tax	54.18	82.40	131.90	19.62	(0.78)	1.16	201.58

Notes forming part of the Consolidated Financial Statements for the year ended March 31, 2023

Note 43: Disclosure required as per Ind AS 108 Operating Segments (contd.)

(₹ in Crores)

Particulars	Sugar	Power	Ethanol	Chemicals	Potable Spirits	Others	Total
Less: Tax expense (Net)							57.55
Net Profit/(Loss) after Tax	54.18	82.40	131.90	19.62	(0.78)	1.16	144.03
3. Other Information							
a) Segment Assets	1,381.60	366.40	330.50	47.90	14.35	7.60	2,148.35
Unallocable Assets							16.47
Total Assets	1,381.60	366.40	330.50	47.90	14.35	7.60	2,164.82
b) Segment Liabilities	213.17	7.35	39.77	31.63	5.68	3.86	301.46
Unallocable Liabilities	-	-	-	-	-	-	978.38
Total Liabilities	213.17	7.35	39.77	31.63	5.68	3.86	1,279.84
c) Capital Expenditure	44.34	7.37	29.17	-	1.26	-	82.14
d) Depreciation	25.05	10.22	13.55	0.77	0.65	0.05	50.29
e) Non Cash Expenditure other than Depreciation	2.30	1.27	(0.03)	-	-	-	3.54

B. Geographical information : Segment Revenue & Non Current Assets by location

(₹ in Crores)

Particulars	For the Year ended March 31, 2023	For the Year ended March 31, 2022
Revenue		
India	2,870.82	2,084.28
Outside India	3.20	78.70
Total	2,874.02	2,162.98
Non Current Assets (other than financial assets)*		
India	1,153.39	1,043.97
Outside India	-	-
Total	1,153.39	1,043.97

* Non-current assets exclude those relating to Investments and non-current financial assets.

C. Information about major customer

Number of customers individually accounted for more than 10% of the revenue in the year ended March 31, 2023 - NIL (Previous year - NIL)

Note 44: Employees benefits- as per Indian Accounting Standard (Ind AS) -19

(i) Defined contribution plan :

Details of contribution to defined contribution plan to Regional Provident Commissioner and the Central Provident Fund recognized as expense during the period are as under :

(₹ in Crores)

Particulars	For the Year ended March 31, 2023	For the Year ended March 31, 2022
Employer's Contribution to Provident Fund :	4.30	3.82
Employer's Contribution to Pension Fund :	1.63	1.55

(ii) Defined benefit plan :

(a) In respect of non funded defined benefit scheme of gratuity (Based on actuarial valuation) :

The gratuity plan is governed by the payment of Gratuity Act, 1972. Under the said Act an employee who has completed five years of services is entitled to specific benefit. The Gratuity Plan provides a lump-sum payment

Notes forming part of the Consolidated Financial Statements for the year ended March 31, 2023

Note 44: Employees benefits- as per Indian Accounting Standard (Ind AS) -19 (contd.)

to vested employees at retirement, death, incapacitation or termination of employment, of an amount based on the respective employee's salary and the tenure of employment with the Group.

The Group is exposed to various risks in providing the above gratuity benefit which are as follows:

Interest Rate risk : The plan exposes the Group to the risk of fall in interest rates. A fall in interest rates will result in an increase in the ultimate cost of providing the above benefit and will thus result in an increase in the value of the liability (as shown in financial statements).

Salary escalation risk : The present value of the defined benefit plan is calculated with the assumption of salary increase 0.50% per annum of plan participants in future. Deviation in the rate of increase of salary in future for plan participants from the rate of increase in salary used to determine the present value of obligation will have a bearing on the plan's liability.

Actual mortality & disability : deaths & disability cases proving lower or higher than assumed in the valuation can impact the liabilities.

The following tables summaries the components of net benefit expense recognized in the statement of Profit and Loss

a) Details of Non funded post retirement plans are as follows:

I. Expenses recognized in the statement of profit and loss:

Particulars	₹ in Crores	
	For the Year ended March 31, 2023	For the Year ended March 31, 2022
Current service cost	0.98	0.90
Past service cost	-	-
Net interest on the net defined benefit liability	1.23	1.21
Curtailment/settlement	-	-
Expense recognized in the statement of profit and loss	2.21	2.11

II. Other comprehensive income

Particulars	₹ in Crores	
	For the Year ended March 31, 2023	For the Year ended March 31, 2022
Actuarial gain / (loss) arising from:	0.28	0.30
. Change in financial assumptions	(1.04)	0.17
. Change in experience adjustments	(0.76)	0.47

The current service cost and the net interest expense for the year are included in the 'Employee benefits expense' line item in the statement of profit & loss. The remeasurement of the net defined benefit liability is included in other comprehensive income.

III. Change in present value of defined benefit obligation:

Particulars	₹ in Crores	
	As at March 31, 2023	As at March 31, 2022
Present value of defined benefit obligation at the beginning of the year	17.14	35.73
Balance transferred pursuant to scheme of Arrangement	-	(18.30)
Present value of defined benefit obligation as on April 01, 2021	17.14	17.43
Interest expense/income	1.23	1.20
Past service cost	-	-
Current service cost	0.98	0.89



Notes forming part of the Consolidated Financial Statements for the year ended March 31, 2023

Note 44: Employees benefits- as per Indian Accounting Standard (Ind AS) -19 (contd.)

Particulars	(₹ in Crores)	
	As at March 31, 2023	As at March 31, 2022
Benefits paid	(1.86)	(1.91)
Actuarial (gain)/ loss arising from:		
. Change in financial assumptions	(0.28)	(0.30)
. Change in experience adjustment	1.04	(0.17)
Present value of defined obligation at the end of the year	18.25	17.14

IV. Net liability recognized in the Balance Sheet as at the year end:

Particulars	(₹ in Crores)	
	As at March 31, 2023	As at March 31, 2022
Present value of defined benefit obligation	18.25	35.44
Balance transferred pursuant to scheme of Arrangement	-	(18.30)
Present value of defined benefit obligation as on April 01, 2021	18.25	17.14
Funded status (surplus / (Deficit))	(18.25)	(17.14)
Net liability recognized in balance sheet	18.25	17.14
Current liability (Short term)	2.70	1.82
Non- current liability (long term)	15.55	15.32

V. Actuarial assumptions:

Particulars	(₹ in Crores)	
	For the Year ended March 31, 2023	For the Year ended March 31, 2022
Discount rate (per annum) %	7.49%	7.20%
Expected rate of salary increase %	5.00%	5.00%
Retirement / superannuation Age (year)	60	60
Mortality rates	100% of IALM (2012-14)	100% of IALM (2012-14)

VI. Maturity profile of defined benefit obligation:

Particulars	(₹ in Crores)	
	As at March 31, 2023	As at March 31, 2022
Expected cash flows (valued on undiscounted basis):		
With in 0 to 1 Year	2.70	1.82
With in 1 to 2 Year	2.15	4.79
With in 2 to 3 Year	1.85	1.20
With in 3 to 4 Year	1.45	1.31
With in 4 to 5 Year	1.68	1.69
With in 5 to 6 Year	1.63	1.00
6 Year onwards	6.79	5.33
Total expected payments	18.25	17.14
The average duration of the defined benefit plan obligation at the end of the balance sheet date(in years)	11.15	11.09

Notes forming part of the Consolidated Financial Statements for the year ended March 31, 2023

Note 44: Employees benefits- as per Indian Accounting Standard (Ind AS) -19 (contd.)

VII. Sensitivity analysis on present value of defined benefit obligations:

Particulars	As at	
	March 31, 2023	March 31, 2022
a) Discount rates		
0.50% increases	(0.58)	(3.35)
0.50% decreases	0.37	3.56
b) Salary growth rate :		
0.50% increases	0.35	3.61
0.50% decreases	(0.56)	0.72

(₹ in Crores)

Sensitivity analysis presented above may not be representative of the actual change in the defined benefit obligation as it is unlikely that the change in assumptions would occur in isolation of one another as some of the assumptions may be correlated.

The sensitivity analysis above has been determined based on a method that extrapolates the impact on defined benefit obligation as a result of reasonable changes in key assumptions occurring as at the balance sheet date.

All sensitives are calculated using the same actuarial method as for the disclosed present value of the defined benefits obligation at year end.

The history of experience adjustments for non-funded retirement plans are as follows :

(₹ in crores)

Particulars	Gratuity (Non funded)				
	2022-23	2021-22	2020-21	2019-20	2018-19
Present value of obligation as at the end of the year	18.25	17.14	35.73	34.87	31.41
Fair value of plan assets as at the end of the year	-	-	-	-	-
Net asset/(liability) recognized in the balance sheet	(18.25)	(17.14)	(35.73)	(34.87)	(31.41)
Net actuarial (gain)/loss recognized	(0.76)	0.47	0.30	(2.23)	0.01

b) In respect of funded defined contribution scheme of provident fund (Based on actuarial valuation) :

The Parent Company's contribution to defined benefit plan to the irrecoverable trust, set up by the Parent Company aggregating to ₹6.86 Crore (PY ₹6.19 Crore) has been recognized in statement of profit and loss account. The Parent Company is under obligation to mark-up any short fall in the fund.

The plan assets have been invested as per the regulations of Employees' Provident Fund Organisation (EPFO).

Note 45: Financial instruments - Accounting, classification and fair value measurement

I. Financial instruments by category

The criteria for recognition of financial instruments is explained in accounting policies for Group:

II Method and assumptions used to estimate fair values:

- Fair value of cash and cash equivalents, bank balances other than cash and cash equivalents, trade and other receivables, loans and other current financial assets, short term borrowings from banks and financial institutions, trade and other payables and other current financial liabilities approximate their carrying amounts due to the short-term nature of these instruments.
- Borrowings (non-current) consists of loans from banks and government authorities, other financial liabilities (non-current) consists of interest accrued but not due on deposits, Loans (non-current) consists of deposits given where the fair value is considered based on the discounted cash flow.



Notes forming part of the Consolidated Financial Statements for the year ended March 31, 2023

Note 45: Financial instruments - Accounting, classification and fair value measurement (contd.)

3. The fair value of forward foreign exchange contracts is calculated as the present value determined using forward exchange rates, currency basis spreads between the respective currencies and interest rate curves.

(₹ In Crore)

Particulars	Level	Carrying Value as of		Fair Value as of	
		As at March 31, 2023	As at March 31, 2022	As at March 31, 2023	As at March 31, 2022
Financial Assets					
Fair value through OCI					
Investments in equity instruments	Level 1	1.80	5.14	1.80	5.14
Amortized cost					
Trade receivables		194.49	159.91	194.49	159.91
Cash and Bank Balances		38.44	44.55	38.44	44.55
Bank Balances other than Bank Balances above		17.29	14.00	17.29	14.00
Loans		1.62	1.78	1.62	1.78
Others Financial Assets		2.52	2.88	2.52	2.88
Total Financial Assets		256.16	228.26	256.16	228.26
Financial Liabilities					
Fair value through OCI					
Derivative Liabilities					
- Foreign Currency Forward Contract	Level 2	0.03	-	0.03	-
Amortized cost					
Borrowings		725.90	879.12	725.90	879.12
Trade payables		181.98	231.71	181.98	231.71
Lease Liabilities		17.98	6.45	17.98	6.45
Other Financial Liabilities		44.36	75.11	44.36	75.11
Total Financial Liabilities		970.25	1,192.39	970.25	1,192.39

III Fair Value Hierarchy

The fair value of the financial assets and financial liabilities are included at the amount at which the instrument could be exchanged in a current transaction between willing parties, other than in a forced or liquidation sale.

The following table provides the fair value measurement hierarchy of Group's asset and liabilities, grouped into Level 1 to Level 3 as described below :-

Level 1: Quoted prices (unadjusted) in active markets for identical assets or liabilities.

Level 2: Inputs other than quoted prices included within Level 1 that are observable for the asset or liability, either directly or indirectly.

Level 3: Inputs for the assets or liabilities that are not based on observable market data (unobservable inputs).

Management uses its best judgement in estimating the fair value of its financial instruments. However, there are inherent limitations in any estimation technique. Therefore, for substantially all financial instruments, the fair value estimates presented above are not necessarily indicative of the amounts that the Group could have realized or paid in sale transactions as of respective dates. As such, the fair value of financial instruments subsequent to the reporting dates may be different from the amounts reported at each reporting date. In respect of investments as at the transaction date, the Group has assessed the fair value to be the carrying value of the investments as these companies are in their initial years of operations.

Notes forming part of the Consolidated Financial Statements for the year ended March 31, 2023

Note 46: Financial Risk Management

The Group's activities are exposed to market risk, credit risk and liquidity risk. The Group principal financial liabilities comprise borrowings, trade and other payables. The main purpose of these financial liabilities is to manage finances for the Group's operations. The Group principal financial asset includes loan, trade and other receivables, and cash and other financial assets that arise directly from its operations.

I. Market risk

Market risk is the risk that the fair value of future cash flows of a financial instrument will fluctuate because of changes in market prices. Market risk comprises three types of risk: interest rate risk, currency risk and other risks, such as regulatory risk and commodity price risk. Financial instruments affected by market risk include loans and borrowings, trade receivables and trade payables involving foreign currency exposure, and inventories.

The sensitivity analysis in the following sections relate to the position as at March 31, 2023 and March 31, 2022. The sensitivity of the relevant profit or loss item is the effect of the assumed changes in respective market risks. This is based on the financial assets and financial liabilities held at March 31, 2023 and March 31, 2022.

(a) Interest rate risk

Interest rate risk is the risk that the fair value or future cash flows of a financial instrument will fluctuate because of changes in market interest rates.

As the Group does not have exposure to any floating-interest bearing assets, or any significant long-term fixed interest bearing assets, its interest income and related cash inflows are not affected by changes in market interest rates. Consequently, the Group's interest rate risk arises mainly from borrowings obligations with floating interest rates.

Particulars	(₹ in Crores)	
	As at March 31, 2023	As at March 31, 2022
Fixed interest rate borrowing	41.89	132.54
Variable interest rate borrowing	684.01	746.58
Total	725.90	879.12
Loss due to increase in 0.5% Interest Rate on Variable interest Borrowing	(3.42)	(3.73)
Gain due to decrease in 0.5% Interest Rate on Variable interest Borrowing	3.42	3.73

(b) Foreign currency risk

Foreign currency risk is the risk that the fair value or future cash flows of an exposure will fluctuate because of changes in foreign exchange rates. A) The Group used foreign currency forward contracts to hedge its risks associated with foreign currency fluctuations relating to certain firm commitments. The use of foreign currency forward contracts is governed by the Group's strategy approved by the Board of Directors, which provide principles on the use of such forward contracts consistent with the Group's Risk Management. The outstanding forward exchange contracts entered into by the Group at the year end and thereafter disclosed.

Foreign currency exposure	(₹ in Crores)	
	As at March 31, 2023	
	₹ equivalent to Foreign Currency	
	EURO	USD
Trade Receivables	-	-
Trade Payables	-	-
Less Hedged Portion	-	-
Net Exposure to foreign currency risk assets/(liabilities)	-	-



Notes forming part of the Consolidated Financial Statements for the year ended March 31, 2023

Note 46: Financial Risk Management (contd.)

(₹ in Crores)

Foreign currency exposure	As at March 31, 2022	
	₹ equivalent to Foreign Currency	
	EURO	USD
Trade Receivables	0.92	-
Trade Payables	-	12.06
Less Hedged Portion	-	-
Net Exposure to foreign currency risk assets/ (liabilities)	0.92	(12.06)

Foreign currency sensitivity

5% increase or decrease in foreign exchange rates will have following impact of profit :-

(₹ In Crore)

Particulars	Increase/ Decrease	₹ equivalent to Foreign Currency		
		EURO	USD	Total
As at March 31, 2023				
Net Exposure to foreign currency risk gain/(loss)	5%	-	-	-
	-5%	-	-	-
As at March 31, 2022				
Net Exposure to foreign currency risk gain/(loss)	5%	0.05	(0.60)	(0.55)
	-5%	(0.05)	0.60	0.55

Derivative financial instruments

The Group holds derivative financial instruments such as foreign currency forward to mitigate the risk of changes in exchange rates on foreign currency exposures. The counterparty is generally a bank. These derivative financial instruments are valued based on quoted prices for similar assets and liabilities in active markets or inputs that are directly or indirectly observable in the marketplace.

Impact of Hedging Activities

(i) Disclosure of effects of Hedge Accounting on Financial Position

March 31, 2023

(₹ in Crore)

Type of Hedge Risks	Nominal Value of Hedged Instruments *		Carrying Amount of Hedging Instrument #		Hedge Maturity	Hedge Ratio	Changes in Fair Value of Hedging Instrument	Changes in Value of Hedged Item used as the basis for recognizing hedge effectiveness
	Asset	Liabilities	Asset	Liabilities				
Cash Flow Hedge								
Foreign exchange risk	-	-	-	-	-	-	-	-
(i) Foreign Exchange Forward Contracts	-	3.74	-	3.71	Jun-23	1:1	(0.03)	(0.03)

Notes forming part of the Consolidated Financial Statements for the year ended March 31, 2023

Note 46: Financial Risk Management (contd.)

March 31, 2022

(₹ in Crore)

Type of Hedge Risks	Nominal Value of Hedged Instruments *		Carrying Amount of Hedging Instrument #		Hedge Maturity	Hedge Ratio	Changes in Fair Value of Hedging Instrument	Changes in Value of Hedged Item used as the basis for recognizing hedge effectiveness
	Asset	Liabilities	Asset	Liabilities				
Cash Flow Hedge								
Foreign exchange risk	-	-	-	-	-	-	-	-
(i) Foreign Exchange Forward Contracts	-	-	-	-	-	-	-	-

* Nominal value is the ₹value of the instrument based on spot rate of the first hedge

Carrying value is the ₹value of the instrument based on the spot rate of the reporting date

(ii) Disclosure of effect of hedge accounting on financial performance

Movement in cash flow hedging reserve

(₹ in Crores)

Risk Category	Foreign Currency Risk	
	Foreign Exchange	Forward Contract
Derivative Instrument	As at March 31, 2023	As at March 31, 2022
Cash Flow Hedge Reserve		
Opening Balance	-	0.98
Gain/(loss) recognized in other comprehensive income during the year	(0.03)	(1.12)
Amount reclassified to Profit and loss during the year	-	(0.25)
Tax impact of above	0.01	0.39
Closing Balance	(0.02)	-

(c) Regulatory risk

Sugar industry is regulated both by Central Government as well as State Government. Central and State Governments policies and regulations affects the Sugar industry and the Group's operations and profitability. Distillery business is also dependent on the Government policy.

(d) Commodity price risk

Sugar industry being cyclical in nature, realizations get adversely affected during downturn. Higher cane price or higher production than the demand ultimately affect profitability. The Group has mitigated this risk by well integrated business model by diversifying into co-generation and distillation, thereby utilizing the by-products.



Notes forming part of the Consolidated Financial Statements for the year ended March 31, 2023

Note 46: Financial Risk Management (contd.)

II. Credit risk

Credit risk is the risk that counterparty will not meet its obligations under a financial instrument or customer contract, leading to a financial loss. The Group's sugar sales are mostly on cash. Power and ethanol are sold to state government entities, thereby the credit default risk is significantly mitigated.

The impairment for trade receivables are based on assumptions about risk of default and expected loss rates. The Group uses judgement in making these assumptions and selecting the inputs to the impairment calculation, based on The Group's past history, existing market conditions as well as forward looking estimates at the end of each balance sheet date.

Financial assets are written off when there is no reasonable expectation of recovery, however the Group continues to attempt to recover the receivables. Where recoveries are made, subsequently these are recognized in the statement of profit and loss.

The Group major exposure of credit risk is from trade receivables, which are unsecured and derived from external customers.

Expected credit loss for trade receivable on simplified approach :

The ageing analysis of the trade receivables (gross of provision) has been considered from the date the invoice falls due:

(₹ in Crore)				
Ageing	Carrying Value	Less than 6 months	More than 6 months	Total
As at March 31, 2022				
Gross Carrying Amount	160.41	147.28	13.13	160.41
Expected Credit Loss	(0.50)	-	(0.50)	(0.50)
Carrying Amount (net of impairment)	159.91	147.28	12.63	159.91
As at March 31, 2023				
Gross Carrying Amount	194.99	185.08	9.91	194.99
Expected Credit Loss	(0.50)	-	(0.50)	(0.50)
Carrying Amount (net of impairment)	194.49	185.08	9.41	194.49

The Group uses a provision matrix to determine impairment loss on portfolio of its trade receivable. The provision matrix is based on its historically observed default data over the expected life of the trade receivable and is adjusted for forward- looking estimates. At every reporting date, the historical observed default rates are updated and changes in forward-looking estimates are analysed. In case of probability of non collection, default rate is 100%. However, there is no material expected credit loss based on the past experience.

The changes in loss allowance for trade receivables is as under :-

Particulars	(₹ in Crores)	
	As at March 31, 2023	As at March 31, 2022
Opening Balance	0.50	0.50
Provided during the year	-	-
Reversed during the year	-	-
Closing Balance	0.50	0.50

There is no change in the loss allowances measured using expected credit loss model (ECL). The credit risk on cash and bank balances is limited because the counterparties and bank with credit ratings assigned by international credit rating agencies.

Notes forming part of the Consolidated Financial Statements for the year ended March 31, 2023

Note 46: Financial Risk Management (contd.)

III. Liquidity Risk

Liquidity risk is defined as the risk that Group will not be able to settle or meet its obligation on time or at a reasonable price. The Group's objective is to at all times maintain optimum levels of liquidity to meet its cash and collateral requirements. The Group's management is responsible for liquidity, funding as well as settlement management. In addition, processes and policies related to such risk are overseen by senior management. Management monitors the Group's net liquidity position through rolling, forecast on the basis of expected cash flows.

The table below provides details regarding the remaining contractual maturities of financial liabilities at the reporting date based on contractual undiscounted payments:

(₹ in Crore)					
As at March 31, 2023	Carrying Amount	Less than One Year	More than one year and less than five year	More than 5 Years	Total
Borrowings	725.90	509.91	202.36	15.17	727.44
Trade payables	181.98	181.98	-	-	181.98
Lease Liabilities	17.98	4.80	11.41	6.70	22.91
Other Liabilities	44.39	44.39	-	-	44.39
Total	970.25	741.08	213.77	21.87	976.72

(₹ in Crore)					
As at March 31, 2022	Carrying Amount	Less than One Year	More than one year and less than five year	More than 5 Years	Total
Borrowings	879.12	742.41	139.92	0.47	882.80
Trade payables	231.71	231.71	-	-	231.71
Lease Liabilities	6.45	2.64	4.82	-	7.46
Other Liabilities	75.11	75.11	-	-	75.11
Total	1,192.39	1,051.87	144.74	0.47	1,197.08

Note 47: Capital Management

(a) Risk Management

For the purpose of the Group's capital management, capital includes issued equity capital, and other equity reserves attributable to the equity shareholders of the Group. The Group's capital management is intended to maximize the return to shareholders for meeting the long-term and short-term goals of the Group through the optimization of the debt and equity balance.

The Group manages its capital structure and makes adjustments in light of changes in the financial condition and the requirements of the financial covenants. To maintain or adjust the capital structure, the Group may adjust the dividend payment to shareholders, return capital to shareholders (buy back its shares) or issue new shares.

In order to achieve this overall objective, the Group's capital management, amongst other things, aims to ensure that it meets financial covenants attached to the interest-bearing loans and borrowings that define capital structure requirements. The Group has complied with these covenants and there have been no breaches in the financial covenants of any interest-bearing loans and borrowings.

The Group's policy is to maintain a strong capital base so as to maintain investor, creditor and market confidence and to sustain future development of the business. The primary objective of the Group's Capital Management is to maximize the shareholder's value. Management also monitors the return on capital. The Board of Directors seeks to maintain a balance between the higher returns that might be possible with higher levels of borrowing and the advantages and security afforded by a sound capital position. However, sugar being a seasonal industry, it is very highly capital and working capital intensive, therefore required to raise need based short term and long term debt for smooth running of the operations.



Notes forming part of the Consolidated Financial Statements for the year ended March 31, 2023

Note 47: Capital Management (contd.)

The Group monitors capital using a gearing ratio calculated as below:

Particulars	(₹ in Crores)	
	As at March 31, 2023	As at March 31, 2022
Net debt	705.44	841.02
Equity	1,042.56	884.98
Net debt to equity ratio	67.66%	95.03%
Gearing Ratio { net debt / (equity + net debt)}	40.36%	48.73%
* Net debt represents borrowings and lease liabilities less cash and cash equivalents computed as follows:		
Non Current Borrowings	217.05	233.53
Current Borrowings	508.85	645.59
Less: Cash and cash equivalents	(38.44)	(44.55)
Debt	687.46	834.57
Lease liabilities		
Lease liabilities- Non Current	13.18	3.81
Lease liabilities- Current	4.80	2.64
Net debt(including lease liabilities)	705.44	841.02

No changes were made in the objectives, policies or processes for managing capital during the year ended March 31, 2023 and March 31, 2022.

(B) Dividends

Particulars	(₹ in Crores)	
	For the year ended March 31, 2023	For the year ended March 31, 2022
	Recognized in the year ending	
(i) Dividends Recognized		
Interim dividend for the year ended March 31, 2023 of ₹Nil/- per equity share (March 31, 2022 ₹6/- per share)	-	39.83
Final dividend for the year ended March 31, 2022: Nil (March 31, 2021: Nil)	-	-
(ii) Dividend proposed but not recognized in the books of accounts		
In addition to the above dividends, for the year ended March 31, 2023 (March 31, 2022: Nil) the directors have not recommended the payment of a final dividend.*	39.83	-

* The Board of Directors of the Parent Company at its meeting held on April 03, 2023 has declared interim dividend of 60% i.e. ₹6 per equity shares of ₹10 each on 6,63,87,590 Equity Shares of the Company for the Financial Year 2022-23 (Aggregate of Interim Dividend of 50% i.e. ₹5.00 per Equity Share of ₹10 each and Special Dividend of 10% i.e. ₹1.00 Per Equity Share of ₹10 each on successful commissioning of New Distillery Project of the Parent Company) and is proposed to be confirmed as final by the shareholders in the ensuing Annual General Meeting of the Parent Company.

Notes forming part of the Consolidated Financial Statements for the year ended March 31, 2023

Note No. 48 Informaiton related Subsidiaries Companies:

Note No. 48(i) Interest in Subsidiaries Companies :

The Group's subsidiaries at March 31, 2023 are set out below. Unless otherwise stated, they have share capital consisting solely of equity shares that are held directly by the group, and the proportion of ownership interests held equals the voting rights held by the group. The country of incorporation or registration and principal place of business is mentioned as below:-

Particulars	Year	EHAAT Limited	DETS Limited
		Trading business	Sale of machinery and providing services related with these machineries.
Place of Business/ Country of Incorporation		India	India
Ownership interest held by the group	March 31, 2023	100%	51%
	March 31, 2022	100%	51%
Ownership interest held by non-controlling interest	March 31, 2023	0%	49%
	March 31, 2022	0%	49%

There is no significant impact of the subsidiaries having non-controlling interests on consolidated financial statement of the Group and accordingly, financial information of the subsidiaries has not been disclosed.

Note No. 48(ii) Additional Information as required under Schedule III to the Companies Act, 2013 :

(₹ in Crores)

Name of the entity	Net Assets i.e. total assets minus total liabilities		Share in profit or loss		Share in other comprehensive income		Share in total comprehensive income	
	As % of consolidated net assets	Amount	As % of consolidated profit or loss	Amount	As % of consolidated other comprehensive income	Amount	As % of consolidated total comprehensive income	Amount
As at March 31, 2023	100.00%	1,042.56	100.00%	157.99	100.00%	(0.26)	100.00%	157.73
Parent								
Dhampur Sugar Mills Limited	99.52%	1,037.55	95.13%	150.30	100%	(0.26)	95.12%	150.04
Subsidiaries- Indian								
EHAAT Limited	0.38%	4.01	4.23%	6.68	0%	-	4.23%	6.68
DETS Limited	0.10%	1.00	0.33%	0.52	0%	-	0.33%	0.52
Non- Controlling interest in subsidiary			0.31%	0.49	0%	-	0.31%	0.49
As at March 31, 2022	100.00%	884.99	100.00%	144.03	100.00%	2.03	100.00%	146.06
Parent								
Dhampur Sugar Mills Limited	99.94%	884.45	99.79%	143.72	100%	2.03	99.80%	145.77
Subsidiaries- Indian								
EHAAT Limited	0.06%	0.55	0.23%	0.33	0%	-	0.23%	0.33
DETS Limited	0.00%	(0.01)	-0.01%	(0.01)	0%	-	(0.00)	(0.02)
Non- Controlling interest in subsidiary			-0.01%	(0.01)	0%	-	(0.00)	(0.01)



Notes forming part of the Consolidated Financial Statements for the year ended March 31, 2023

Note 49: Events occurring after the balance sheet date

No adjusting or significant non adjusting events have occurred between the reporting date and date of authorization of financial statements.

Note 50: Offsetting financial instruments

There are no financial instruments which are offset, or subject to enforceable master netting arrangements and other similar agreements but not offset, as at each reporting date.

Note 51: Borrowings secured against the current assets

Note 51 (i): Details of Borrowing secured against the current assets:

The Parent Company has obtained working capital limit from consortium of banks, namely Punjab National Bank (Lead Banker), ICICI Bank, Prathma UP Gramin Bank and District Cooperative Banks (together referred to as "Working Capital Lenders"). The Parent Company submits periodical statements with Lead Banker, details of which are as follows:

(₹ in crores)

Name of the bank	Quarter	Particulars of Securities Provided	Amount as per books of account	Amount as reported in the quarterly returns/ statements	Amount of difference
Working Capital Lenders	31-Mar-23	Stock & Debtor	783.28	765.32	17.96
Working Capital Lenders	31-Dec-22	Stock & Debtor	468.68	444.56	24.12
Working Capital Lenders	30-Sep-22	Stock & Debtor	274.72	269.20	5.52
Working Capital Lenders	30-Jun-22	Stock & Debtor	783.14	750.71	32.43

Note 51 (ii): Reason for discrepancies :

The Quarterly Returns/ Statements (referred to as "Bank returns"), which were prepared based on provisional books of accounts and filed before the completion of all financial statement closure activities including Ind AS related adjustments/ reclassifications, as applicable. Also, there were exclusion of certain current assets in the Bank returns filled with the Banks, which led to these differences between the Financial Statements and the bank return.

Further, difference also arises on account of different valuation methodology adopted for valuing the finished goods stock in the books and for the purpose of reporting in the bank return. In the books, stock of finished goods is recorded at lower of cost or net realisable value but for bank purposes it is taken at net realisable value which is determined as per bank norms. However, there is no material difference in reporting the quantity of stock in the bank returns as compared to books of accounts.

Note 52: Other Statutory Information

- (i) The Group did not have any transactions with struck off companies under section 248 of the Companies Act, 2013 or section 560 of Companies Act, 1956.
- (ii) The Group has not traded or invested in Crypto currency or Virtual Currency during the period/year.
- (iii) The Group has not advanced or loaned or invested (either from borrowed funds or share premium or any other sources or kind of funds) any funds to or in any other persons or entities, including foreign entities ("Intermediaries"), with the understanding, whether recorded in writing or otherwise, that the Intermediary shall, directly or indirectly lend or invest in other persons or entities identified in any manner whatsoever by or on behalf of the Group ("ultimate Beneficiaries") or provide any guarantee, security or the like on behalf of the ultimate Beneficiaries.
- (iv) The Group has not received any funds from any persons or entities, including foreign entities ("Funding Parties"), with the understanding, whether recorded in writing or otherwise, that the Company shall, directly or indirectly, lend or invest in other persons or entities identified in any manner whatsoever by or on behalf Of the Funding Party ("Ultimate Beneficiaries") or provide any guarantee, security or the like on behalf Of the Ultimate Beneficiaries.

Notes forming part of the Consolidated Financial Statements for the year ended March 31, 2023

Note 52: Other Statutory Information (contd.)

- (v) The Group did not have any transaction which had not been recorded in the books of account that had been surrendered or disclosed as income during the year in the tax assessments under the Income Tax Act, 1961 (such as, search or survey or any other relevant provisions of the Income Tax Act, 1961).
- (vi) the Group had not been declared a wilful defaulter by any bank or financial institution or other lender (as defined under the Companies Act, 2013) or consortium thereof, in accordance with the guidelines on wilful defaulters issued by the Reserve Bank of India.
- (vii) The Group has complied with the number of layers prescribed under clause (87) of section 2 of the Act read with the Companies (Restriction on number of layers) Rules, 2017
- (viii) The Group did not have any long-term contracts including derivative contracts for which there were any material foreseeable losses.
- (ix) There were no amounts, during the year, which were required to be transferred to the Investor Education and Protection Fund by the Group.
- (x) Information with regard to other matters specified in Schedule III to the Companies Act, 2013 is either nil or not applicable to the Group for the year ended March 31, 2023.

Note 53: Other Notes

- (i) In the opinion of the Board of Directors, Trade Receivables, other current financial assets, and other current assets have a value on realization in the ordinary course of the Group's business, which is at least equal to the amount at which they are stated in the balance sheet.
- (ii) The balances of some of the accounts classified as Trade Payables, Trade Receivables, etc. are in the process of reconciliations/ confirmation. In the opinion of Board of directors, the result of such exercise will not have any material impact on the carrying value.
- (iii) The Board of Directors at its meeting held on May 07, 2023 has approved the Consolidated Financial Statement for the year ended March 31, 2023.

For Mittal Gupta & Co.
Chartered Accountants
FRN 001874C

For T R Chadha & Co LLP
Chartered Accountants
FRN 006711N/N500028

For and on behalf of the Board of Directors

Ajay Kumar Rastogi
Partner
M No. 071426

Neena Goel
Partner
M No. 057986

Ashok Kumar Goel
Chairman
(DIN 00076553)

Gaurav Goel
Managing Director
(DIN 00076111)

Place: New Delhi
Date: May 07, 2023

Anant Pande
CEO & Whole Time Director
(DIN 08186854)

Susheel Kumar Mehrotra
Chief Financial Officer

Aparna Goel
Company Secretary

Corporate Information

Board of Directors

Mr. Ashok Kumar Goel, Chairman
Mr. Gaurav Goel, Managing Director
Mr. Mahesh Prasad Mehrotra, Independent Director
Mr. Yashwardhan Poddar, Independent Director
Mr. Anuj Khanna, Independent Director
Mr. Satpal Kumar Arora, Independent Director
Ms. Pallavi Khandelwal, Independent Director
Mr. Anant Pande, CEO & Whole Time Director

Chief Financial Officer

Mr. Susheel Kumar Mehrotra

Company Secretary

Ms. Aparna Goel

Auditors

Joint Statutory Auditors

Mittal Gupta & Co., Chartered Accountants, Kanpur
M/s T R Chadha & Co LLP, Chartered Accountants,
New Delhi

Internal Auditors

Ernst & Young LLP, Chartered Accountants, New
Delhi

Secretarial Auditors

GSK & Associates, Company Secretaries, Kanpur

Cost Auditors

Mr. S. R. Kapur, Cost Accountant, Meerut

Bankers

Punjab National Bank
ICICI Bank
HDFC Bank
UCO Bank
State Bank of India
KEB Hana Bank
Prathma Bank
District Co-operative Banks

Registered Office

Dhampur (N.R.), District Bijnor – 246761 (U.P)

Corporate Office

6th Floor, Max House, Okhla Industrial Estate,
Phase-III, New Delhi – 110020

Website

www.dhampursugar.com

Corporate Identification Number

L15249UP1933PLC000511

Works

Dhampur, District Bijnor (U.P)
Rajpura, District Sambhal (U.P)

Registrar and Share Transfer Agents

M/s Alankit Assignments Limited Alankit House,
4E/2 Jhandewalan Extension, New Delhi – 110055



DHAMPUR

Legacy for tomorrow