



# KEY CORP LIMITED

16/16-A, Civil Lines, Kanpur - 208 001

CIN-L65921 UP1985 PLC007547

e-mail : keycorpltd@gmail.com

2305416

Ref:KCL/2020-2021/MISC/VKP1/144/215 Dated: 28.10.2021

To,  
The Dy. General Manager  
Corporate Relationship Department  
The Stock Exchange Mumbai  
1st Floor, Trading Ring  
Rotenda Building, P.J. Towers  
Dalal Street  
**MUMBAI-400 001**


Dear Sir,

We are pleased to inform you that the Board of Directors of the Company, in its meeting held on today i.e. on Thursday, the 28<sup>th</sup> October, 2021 has approved Unaudited Financial Results of the Company for the 2<sup>nd</sup> Quarter ended 30.09.2021. We forward herewith copy of the same for your perusal and records.

Please confirm receipt.

Thanking you,

Yours faithfully,  
for KEY CORP LIMITED.

  
(V.K. PANDEY)  
JOINT SECRETARY



Encl: As above.



Limited Review Report on Unaudited Quarterly Results

To,  
The Board of Directors  
Key Corp Limited,  
KANPUR-2080001

1. We have reviewed the accompanying statement of unaudited financial results of KEY CORP LIMITED for the quarter and half year ended 30<sup>th</sup> September 2021, being submitted by the Company pursuant to the requirements of Regulation 33 of SEBI (Listing Obligations and Disclosure Requirements) Regulations, 2015. This statement is the responsibility of the Company's Management and has been approved by the Board of Directors. Our responsibility is to issue a report on these financial statements based on our review.

2. We conducted our review in accordance with the Standard on Review Engagement (SRE) 2410, "Review of interim Financial information performed by the Independent Auditor of the Entity" issued by the Institute of Chartered Accountants of India. This standard requires that we plan and perform the review to obtain moderate assurance as to whether the financial statements are free of material misstatement. A review is limited primarily to inquiries of company personnel and analytical procedures applied to financial data and thus provide s less assurance than an audit. We have not performed an audit and accordingly, we do not express an audit opinion.

3. Based on our review conducted as above, nothing has come to our attention that causes us to believe that the accompanying statement of unaudited financial results prepared in accordance with applicable accounting standards (Ind-AS) specified under Section 133 of the Companies Act, 2013 and SEBI circular number CIR/CFD/FAC/62/2016 dated July 05, 2016 and other recognized accounting practices and policies has not disclosed the information required to be disclosed in terms of Regulation 33 of the SEBI (Listing Obligations and Disclosure Requirements) Regulations, 2015 including the manner in which it is to be disclosed, or that it contains any material misstatement.

FOR M/S VINAYAK TANDON & ASSOCIATES,  
CHARTERED ACCOUNTANTS,

*Vinayak*  
  
(CA VINAYAK TANDON)  
PARTNER

M. NO. : 072968

Place : KANPUR

Date : 28<sup>th</sup> OCTOBER, 2021

UDIN - 21072968AAAA B9 8969



# KEY CORP LIMITED

16/16-A, Civil Lines, Kanpur - 208 001

CIN-L65921 UP1985 PLC007547


GSTIN : 09AAACK5574A1ZP

e-mail : keycorpltd@gmail.com

8604627809

## Statement Of Unaudited Financial Results For The Second Quarter Ended on 30th September-2021

| Part I |  | (Rs. In Lakhs)   |  |  |   |  |   |
|--------|--|--|--|--|---|--|---|
|        | Particulars  | Current 3<br>months ended<br>(30.09.2021)<br>(Unaudited) | Preceding 3<br>months ended<br>(30.06.2021)<br>(Unaudited) | Previous<br>corresponding 3<br>months ended<br>(30.09.2020)<br>(Unaudited) | Year to date<br>figures for<br>current period<br>ended<br>(30.09.2021)<br>(Unaudited) | Year to date<br>figures for the<br>previous year<br>ended<br>(30.09.2020)<br>(Unaudited) | Previous year<br>ended<br>(31.03.2021)<br>(Audited) |
| 1      | Interest earned /Income from operations<br>(a)+(b)+(c)+(d)   | 10.56  | 14.53  | 606.59   | 25.09   | 622.38   | 1405.56   |
| (a)    | Interest/ discount on advances/ bills  | 5.36   | 6.30   | 5.27   | 11.66   | 6.36   | 21.68   |
| (b)    | Income on investments  | 5.20   | 8.23   | 601.32   | 13.43   | 616.02   | 1383.88   |
| (c)    | Interest on balances with Reserve Bank of<br>India and other inter-bank funds<br>(Applicable to Banks)                 | NA   | NA   | NA   | NA  | NA   | NA  |
|        | OR   |  |  |  |   |  |   |
|        | Income from leases (Applicable to Finance<br>Companies)  | 0.00   | 0.00   | 0.00   | 0.00  | 0.00   | 0.00  |
| (d)    | Others   | 0.00   | 0.00   | 0.00   | 0.00  | 0.00   | 0.00  |
|        | (All items exceeding 10% of the total<br>interest earned/ income from operations<br>may be shown separately)           |  |  |  |   |  |   |
| 2      | Other income   | 0.00   | 0.00   | 0.00   | 0.00  | 0.09   | 0.00  |
| 3      | <b>Total income (1+2)</b>  | 10.56  | 14.53  | 606.59   | 25.09   | 622.47   | 1405.56   |
| 4      | Interest expended (Applicable to Banks)  | NA   | NA   | NA   | NA  | NA   | NA  |
|        | OR   |  |  |  |   |  |   |
|        | Interest & other finance charges<br>expended (Applicable to Finance<br>Companies)                                      | 0.00   | 0.00   | 0.00   | 0.00  | 0.00   | 0.00  |
| 5      | Operating Expenses (i)+(ii)  | 13.53  | 18.41  | 20.84  | 31.94   | 32.94  | 67.33   |
| (i)    | Employees cost@  | 7.02   | 6.57   | 8.76   | 13.59   | 16.22  | 33.60   |
| (ii)   | Other operating expenses [All items<br>exceeding 10% of the operating expenses]  | 6.51   | 11.84  | 12.08  | 18.35   | 16.72  | 33.73   |
| 6      | <b>Total expenditure excluding provisions<br/>and contingencies (4+5)</b>  | 13.53  | 18.41  | 20.84  | 31.94   | 32.94  | 67.33   |
| 7      | <b>Operating Profit/ (Loss) before<br/>provisions and contingencies (3-6)</b>  | (2.97)   | (3.88)   | 585.75   | (6.85)  | 589.53   | 1338.23   |
| 8      | Provisions (other than tax) and<br>contingencies   | 0.00   | 0.00   | 0.00   | 0.00  | 0.00   | 0.00  |
| 9      | <b>Profit / (Loss) from ordinary activities<br/>before exceptional items(7-8)</b>                                      | (2.97)   | (3.88)   | 585.75   | (6.85)  | 589.53   | 1338.23   |
| 10     | Exceptional items  | 0.00   | 0.00   | 0.00   | 0.00  | 0.00   | (0.51)  |
| 11     | <b>Profit / (Loss) from ordinary activities<br/>before tax (9+10)</b>  | (2.97)   | (3.88)   | 585.75   | (6.85)  | 589.53   | 1337.72   |
| 12     | Tax expense  | 0.00   | 0.00   | 74.09  | 0.00  | 74.69  | 69.33   |
| 13     | <b>Net Profit/ (Loss) from ordinary activities<br/>after tax (11-12)</b>   | (2.97)   | (3.88)   | 511.66   | (6.85)  | 514.84   | 1268.39   |
| 14     | Extraordinary items (net of tax expense<br>Rs.Lakhs)   | 0.00   | 0.00   | 0.00   | 0.00  | 0.00   | 0.00  |
| 15     | <b>Net Profit / (Loss) after taxes but before<br/>share of profit / (loss) of associates and<br/>minority interest</b> | (2.97)   | (3.88)   | 511.66   | (6.85)  | 514.84   | 1268.39   |
| 16     | Share of profit / (loss) of associates#  | 0.00   | 0.00   | 0.00   | 0.00  | 0.00   | 0.00  |





# KEY CORP LIMITED

16/16-A, Civil Lines, Kanpur - 208 001

CIN-L65921 UP1985 PLC007547

GSTIN : 09AAACK5574A1ZP

e-mail : keycorpltd@gmail.com



8604627809

|         |  |        |        |        |        |        |         |
|---------|--|--------|--------|--------|--------|--------|---------|
| 17      | Minority interest#   | 0.00   | 0.00   | 0.00   | 0.00   | 0.00   | 0.00    |
| 18      | Net Profit / (Loss) for the period (15+16+17)  | (2.97) | (3.88) | 511.66 | (6.85) | 514.84 | 1268.39 |
| 19      | Paid-up equity share capital (Face value of the share shall be indicated)  | 600.00 | 600.00 | 600.00 | 600.00 | 600.00 | 600.00  |
| 20      | Reserves excluding revaluation reserves (as per balance sheet of previous accounting year)   | 0.00   | 0.00   | 0.00   | 0.00   | 0.00   | 3474.30 |
| 21 (i)  | Earnings per share (EPS) (before extraordinary items) (of Face Value Rs. 10/- each) (not annualised):  |        |        |        |        |        |         |
|         | (a) Basic  | (0.05) | (0.06) | 8.52   | (0.11) | 8.58   | 21.14   |
|         | (b) Diluted  | 0.00   | 0.00   | 0.00   | 0.00   | 0.00   | 0.00    |
| 21 (ii) | Earnings per share (EPS) (after extraordinary items) (of Face Value Rs. 10/- each) (not annualised):   |        |        |        |        |        |         |
|         | (a) Basic  | (0.05) | (0.06) | 8.52   | (0.11) | 8.58   | 21.14   |
|         | (b) Diluted  | 0.00   | 0.00   | 0.00   | 0.00   | 0.00   | 0.00    |
| 22 (i)  | Book value per share\$ (before extraordinary items) (of Face Value Rs. 10/- each):   | -      | -      | -      | -      | -      | 67.90   |
| 22 (ii) | Book value per share\$ (after extraordinary items) (of Face Value Rs. 10/- each):  | -      | -      | -      | -      | -      | 67.90   |
| 23      | Analytical Ratios (As required by the respective regulator- to be computed on the basis of formula stipulated and as required to be disclosed in the financial statements) |        |        |        |        |        |         |
|         | (i) Percentage of shares held by Government of India   | 0.00   | 0.00   | 0.00   | 0.00   | 0.00   | 0.00    |
|         | (ii) Capital Adequacy Ratio  | NA     | NA     | NA     | NA     | NA     | NA      |
|         | (iii) NPA Amount / Ratios  |        |        |        |        |        |         |
|         | a) Amount of Gross NPA   | 0.00   | 0.00   | 0.00   | 0.00   | 0.00   | 0.00    |
|         | b) Amount of Net NPA   | 0.00   | 0.00   | 0.00   | 0.00   | 0.00   | 0.00    |
|         | c) % of Gross NPA  | 0.00   | 0.00   | 0.00   | 0.00   | 0.00   | 0.00    |
|         | d) % of Net NPA  | 0.00   | 0.00   | 0.00   | 0.00   | 0.00   | 0.00    |
|         | (iv) Return on Assets  | -      | -      | -      | -      | -      | 31.13%  |
|         | (v) Any other ratio  | -      | -      | -      | -      | -      | -       |

## Notes :

- 1 The Company has operated in only one segment.
- 2 Above results have been reviewed by the Audit Committee and approved by the board of directors of the company at its meeting held on 28.10.2021. The Statutory Auditor of the company have carried out a limited review of accounts of the company for the Second Quarter ended 30th September, 2021

Place : KANPUR

Dated : 28.10.2021




By order of the Board

(G.D. Maheshwari)

Director

DIN- 00235209





# KEY CORP LIMITED

16/16-A, Civil Lines, Kanpur - 208 001

CIN-L65921 UP1985 PLC007547

GSTIN : 09AAACK5574A1ZP

e-mail : keycorpltd@gmail.com

8604627809

## PART II - Select Information for the Quarter Ended 30.09.2021

|          | Particulars  | 3 months ended as at (30.09.2021) | Preceding 3 months ended as at (31.03.2021) | Previous corresponding 3 months ended as at (30.06.2021) | Previous year ended as at (31.03.2021) |
|----------|--|-----------------------------------|---|--|--|
| <b>A</b> | <b>PARTICULARS OF SHAREHOLDING</b>   | <b>(Unaudited)</b>                | <b>(Audited)</b>                            | <b>(Unaudited)</b>                                       | <b>(Audited)</b>                       |
| 1        | <b>Public shareholding</b>   |                                   |   |  |  |
|          | a. Number of shares  | 1855481                           | 1855481                                     | 1855481  | 1855481                                |
|          | b. Percentage of shareholding  | 30.92%                            | 30.92%                                      | 30.92%   | 30.92%                                 |
| 2        | <b>Promoters and Promoter Group Shareholding</b>                                       |                                   |   |  |  |
|          | c) Pledged / Encumbered  |                                   |   |  |  |
|          | Number of shares   | NIL                               | NIL   | NIL  | NIL                                    |
|          | Percentage of shares (as a % of the total shareholding of promoter and promoter group) | NIL                               | NIL   | NIL  | NIL                                    |
|          | Percentage of shares (as a % of the total share capital of the company)                | NIL                               | NIL   | NIL  | NIL                                    |
|          | d) Non – encumbered  |                                   |   |  |  |
|          | Number of shares   | 4144519                           | 4144519                                     | 4144519  | 4144519                                |
|          | Percentage of shares (as a % of the total shareholding of promoter and promoter group) | 100.00%                           | 100.00%                                     | 100.00%  | 100.00%                                |
|          | Percentage of shares (as a % of the total share capital of the company)                | 69.08%                            | 69.08%                                      | 69.08%   | 69.08%                                 |
| <b>B</b> | <b>INVESTOR COMPLAINTS</b>   |                                   |   |  |  |
|          | Pending at the beginning of the quarter  | NIL                               | NIL   | NIL  | NIL                                    |
|          | Received during the quarter  | NIL                               | NIL   | NIL  | NIL                                    |
|          | Disposed of during the quarter   |                                   |   |  |  |
|          | Remaining unresolved at the end of the quarter   | NIL                               | NIL   | NIL  | NIL                                    |


Place : KANPUR  
Dated : 28.10.2021

By order of the Board



*G.D. Maheshwari*  
(G.D. Maheshwari)  
Director  
DIN- 00235209





# KEY CORP LIMITED

16/16-A, Civil Lines, Kanpur - 208 001

CIN-L65921 UP1985 PLC007547

GSTIN : 09AAACK5574A1ZP

e-mail : keycorpltd@gmail.com

8604627809

## Statement of Assets and Liabilities as at 30th September 2021

|  |                           | (Rs. In Lakhs)          |  |
|--|---------------------------|-------------------------|--|
| Particulars  | Current Half Year ended   | As at previous Year end |  |
|  | 30.09.2021<br>(Unaudited) | 31.03.2021<br>(Audited) |  |
| <b>A EQUITY AND LIABILITIES</b>                    |                           |                         |  |
| <b>1 Shareholders' funds</b>                       |                           |                         |  |
| (a) Share capital                                  | 600.00                    | 600.00                  |  |
| (b) Reserves and surplus                           | 3467.73                   | 3474.30                 |  |
| (c) Money received against share warrants          | 0.00                      | 0.00                    |  |
| <b>Sub-total - Shareholders' funds</b>             | <b>4067.73</b>            | <b>4074.30</b>          |  |
| <b>2 Share application money pending allotment</b> | 0.00                      | 0.00                    |  |
| <b>3 Minority interest#</b>                        | 0.00                      | 0.00                    |  |
| <b>4 Non-current liabilities</b>                   |                           |                         |  |
| (a) Long-term borrowings                           | 0.00                      | 0.00                    |  |
| (b) Deferred tax liabilities (net)                 | 0.00                      | 0.00                    |  |
| (c) Other long-term liabilities                    | 0.00                      | 0.00                    |  |
| <b>(d) Long-term provisions</b>                    | <b>99.93</b>              | <b>99.47</b>            |  |
| <b>Sub-total - Non-current liabilities</b>         | <b>99.93</b>              | <b>99.47</b>            |  |
| <b>5 Current liabilities</b>                       |                           |                         |  |
| (a) Short-term borrowings                          | 0.00                      | 0.00                    |  |
| (b) Trade payables                                 | 4.33                      | 4.24                    |  |
| (c) Other current liabilities                      | 2.62                      | 3.00                    |  |
| (d) Short-term provisions                          | 0.00                      | 0.00                    |  |
| <b>Sub-total - Non-current liabilities</b>         | <b>6.95</b>               | <b>7.24</b>             |  |
| <b>TOTAL - EQUITY AND LIABILITIES</b>              | <b>4174.61</b>            | <b>4181.01</b>          |  |
| <b>B ASSETS</b>                                    |                           |                         |  |
| <b>1 Non-current assets</b>                        |                           |                         |  |
| (a) Fixed assets                                   | 42.38                     | 44.46                   |  |
| (b) Goodwill on consolidation #                    | 0.00                      | 0.00                    |  |
| (c) Non-current investments                        | 3908.34                   | 3908.84                 |  |
| (d) Deferred tax assets (net)                      | 5.11                      | 5.11                    |  |
| (e) Long-term loans and advances                   | 90.89                     | 117.48                  |  |
| (f) Other non-current assets                       | 1.09                      | 4.68                    |  |
| <b>Sub-total - Non-current assets</b>              | <b>4047.81</b>            | <b>4080.57</b>          |  |
| <b>2 Current assets</b>                            |                           |                         |  |
| (a) Current investments                            | 0.00                      | 0.00                    |  |
| (b) Inventories                                    | 0.00                      | 0.00                    |  |
| (c) Trade receivables                              | 15.44                     | 0.97                    |  |
| (d) Cash and cash equivalents                      | 30.32                     | 18.43                   |  |
| (e) Short-term loans and advances                  | 81.04                     | 81.04                   |  |
| (f) Other current assets                           | 0.00                      | 0.00                    |  |
| <b>Sub-total - Non-current assets</b>              | <b>126.80</b>             | <b>100.44</b>           |  |
| <b>Total -Assets</b>                               | <b>4174.61</b>            | <b>4181.01</b>          |  |


Place : KANPUR  
Dated : 28.10.2021

By order of the Board



*G.D. Maheshwari*  
(G.D. Maheshwari)





# KEY CORP LIMITED

16/16-A, Civil Lines, Kanpur - 208 001

CIN-L65921 UP1985 PLC007547

GSTIN : 09AAACK5574A1ZP

e-mail : keycorpltd@gmail.com

8604627809

## CASH FLOW STATEMENT FOR THE YEAR ENDED 30TH SEPTEMBER, 2021


(Rs In Lakhs)

| PARTICULARS  | AS AT 30.09.2021        | AS AT 31.03.2021        |
|--|-------------------------|-------------------------|
| <b>A. CASH FLOW FROM OPERATING ACTIVITIES</b>                        |                         |                         |
| Profit before tax  | -6.85                   | 1338.23                 |
| Depreciation, amortisation and impairment                            | 2.37                    | 3.57                    |
| Provision Required by prudential norms                               | 0.00                    | 0.10                    |
| Dividend from Mutual Funds   | 0.00                    | -19.12                  |
| Gain from Mutual Funds Units   | -13.43                  | -445.00                 |
| Loss/(profit) on sale of fixed assets (net)                          | 0.00                    | 0.00                    |
| Net (gain)/loss on fair value changes on investment                  | 0.00                    | -919.64                 |
| Other Adjutments to reconcile profit (Loss)                          | 0.24                    | 0                       |
| <b>Operating profit before working capital changes</b>               | <b>-17.67</b>           | <b>-41.86</b>           |
| <b>movements in working capital:</b>                                 |                         |                         |
| (Increase)/decrease in loans on vechile                              | 12.10                   | -22.45                  |
| (Increase)/decrease in current assets and advances                   | 3.59                    | -2.24                   |
| Increase/(decrease) in provision for gratuity                        | 0.47                    | -3.72                   |
| Increase/(decrease) in current liabilities and advances              | -0.29                   | 0.4                     |
| <b>Cash generated from operations</b>                                | <b>15.87</b>            | <b>-28.01</b>           |
| Direct taxes paid (net of refunds)                                   | 0.00                    | -67.00                  |
| <b>Net cash flows from/(used in) operating activities (A)</b>        | <b>-1.80</b>            | <b>-136.87</b>          |
| <b>B. CASH FLOW FROM INVESTING ACTIVITIES</b>                        |                         |                         |
| Purchase of property, plant and equipment and intangible assets      | 0.00                    | 0                       |
| Purcahse of Investment (Mutual Funds)                                | -25.00                  | -2887.46                |
| Proceeds from sale of property, plant and equipment and intangible   | 0.00                    | 0                       |
| Sale of Investments (Mutual Funds)                                   | 38.93                   | 2965.86                 |
| Dividend from Mutual Funds   | 0.00                    | 19.12                   |
| Purchase of Fixed Assets   | -0.24                   | -12.62                  |
| <b>Net cash flows from/(used in) investing activities (B)</b>        | <b>13.69</b>            | <b>84.90</b>            |
| <b>C. CASH FLOW FROM FINANCING ACTIVITIES</b>                        |                         |                         |
| <b>Net cash flows from financing activities (C)</b>                  | <b>0.00</b>             | <b>0.00</b>             |
| <b>Net increase in cash and cash equivalents (A+B+C)</b>             | <b>11.89</b>            | <b>-51.97</b>           |
| Cash and cash equivalents at the beginning                           | 18.43                   | 70.40                   |
| <b>Cash and cash equivalents at the end of the year</b>              | <b>30.32</b>            | <b>18.43</b>            |
| <b>Components of cash and cash equivalents</b>                       | <b>AS AT 30.09.2021</b> | <b>AS AT 31.03.2021</b> |
| Cash and cash equivalents at the end of the year                     |                         |                         |
| i) Cash on hand  | 0.65                    | 0.88                    |
| ii) Balances with banks (of the nature of cash and cash equivalents) | 29.67                   | 17.55                   |
| <b>Total</b>   | <b>30.32</b>            | <b>18.43</b>            |
| <b>The accompanying notes to the financial statements.</b>           | <b>1-28</b>             | <b>1-28</b>             |

In terms of our separate report  
of even date attached

For VINAYAK TANDON & ASSOCIATES  
Chartered Accountants  
(FRN : 006751C)

*Vinayak Tandon*  
(CA. VINAYAK TANDON)  
Partner  
Membership No. : 072968  
Place : Kanpur  
Dated: 28.10.2021



By order of the Board



*G.D. Maheshwari*  
(G.D. Maheshwari)  
Director  
DIN- 00235209