

28<sup>th</sup> October, 2020

**The Secretary,  
BSE Limited  
Corporate Relationship Department  
1<sup>st</sup> Floor, New Trading Ring  
Rotunda Building  
P.J.Towers,  
Dalal Street, Fort,  
Mumbai-400 001**

**The Manager  
Listing Department  
National Stock Exchange of India Limited  
Exchange Plaza, Bandra-Kurla Complex  
Bandra (East)  
Mumbai – 400 051**

**Scrip Code : 523207**

**Scrip Code : KOKUYOCMLN**

Dear Sir/Madam,

Pursuant to Regulation 33 of the SEBI (Listing Obligations and Disclosure Requirements) Regulations, 2015, we enclose a copy of Unaudited Financial Results for the Second Quarter and half year ended 30<sup>th</sup> September, 2020 duly approved by the Board of Directors in their Meeting held today alongwith Limited Review Report for the said period.

Further, the above said Board of Directors Meeting commenced at 11.30 a.m. and concluded at 01:20 p.m.

This is for your information and record.

Thank you.

**For KOKUYO CAMLIN LIMITED**



**RAVINDRA DAMLE  
VICE PRESIDENT (CORPORATE)  
& COMPANY SECRETARY**


Encl : As above

**Statement of Unaudited Financial Results for the quarter and six months ended 30 September 2020**

(Rs. in lakhs)

Sr. No.	Particulars	Three months ended			Six months ended		Year ended
		30.09.2020	30.06.2020	30.09.2019	30.09.2020	30.09.2019	31.03.2020
		Unaudited	Unaudited	Unaudited	Unaudited	Unaudited	Audited
1	Revenue from operations						
	a) Sales	9,841.21	7,183.37	13,606.59	17,024.58	33,896.25	63,297.15
	b) Other operating income	1.49	-	36.88	1.49	79.14	106.34
	Total revenue from operations	9,842.70	7,183.37	13,643.47	17,026.07	33,975.39	63,403.49
2	Other income	7.05	19.59	4.43	26.64	15.41	81.23
3	Total income (1+2)	9,849.75	7,202.96	13,647.90	17,052.71	33,990.80	63,484.72
4	Expenses						
	a) Cost of materials including packing material consumed	3,123.67	1,930.03	4,908.27	5,053.70	10,294.09	22,772.37
	b) Purchases of stock-in-trade	1,528.65	1,028.05	1,851.41	2,556.70	5,880.21	14,367.79
	c) Changes in inventories of finished goods, work-in-process and stock-in-trade	974.07	1,691.97	1,006.15	2,666.04	4,525.94	935.52
	d) Employee benefits expense	1,659.37	1,786.86	1,976.78	3,446.23	4,162.22	8,330.29
	e) Finance costs	242.03	301.69	229.55	543.72	534.37	971.93
	f) Depreciation and amortisation expense	463.26	455.94	491.59	919.20	973.66	1,927.76
	g) Other expenses	2,380.20	1,927.72	2,908.01	4,307.92	6,579.12	13,300.61
	Total expenses	10,371.25	9,122.26	13,371.76	19,493.51	32,949.61	62,606.27
5	(Loss) / profit before tax (3 - 4)	(521.50)	(1,919.30)	276.14	(2,440.80)	1,041.19	878.45
6	Tax expenses ( Refer note no. 3)						
	Current tax	685.65	(685.65)	3.18	-	185.03	84.25
	Deferred tax	(222.68)	(126.71)	81.64	(349.39)	162.07	251.93
	Prior years - income tax	-	-	-	-	-	106.65
7	Net (loss) / profit for the period (5 - 6)	(984.47)	(1,106.94)	191.32	(2,091.41)	694.09	435.62
8	Other comprehensive income						
	(i) Items that will not be reclassified to profit or loss						
	-Remeasurement of net defined benefit plan	(9.60)	(16.00)	(38.37)	(25.60)	(76.75)	(314.15)
	-Fair value changes of equity instruments through other comprehensive income	502.66	108.00	(13.33)	610.66	40.67	(90.17)
	(ii) Income tax relating to items that will not be reclassified to profit or loss	-	-	0.44	-	0.44	1.06
9	Total comprehensive (loss)/income for the period ( 7 + 8)	(491.41)	(1,014.94)	140.06	(1,506.35)	658.45	32.36
10	Paid-up equity share capital ( Face Value of Re 1/- per share )	1,003.04	1,003.04	1,003.04	1,003.04	1,003.04	1,003.04
11	Other equity	-	-	-	-	-	23,916.92
12	Earnings per equity share - Basic (Rs.)	(0.98)	(1.10)	0.19	(2.09)	0.69	0.43
	-Diluted (Rs.)	(0.98)	(1.10)	0.19	(2.09)	0.69	0.43
		(Not annualised)	(Not annualised)	(Not annualised)	(Not annualised)	(Not annualised)	


*dehru*



**Statement of assets and liabilities**

(Rs. in lakhs)


Particulars	As at 30 September 2020 (Unaudited)	As at 31 March 2020 (Audited)
<b>A Assets</b>		
<b>1 Non-current assets</b>		
(a) Property, plant and equipment	15,178.87	15,746.25
(b) Investment property	2.73	2.73
(c) Other intangible assets	168.23	82.42
(d) Other intangible assets under development	38.68	-
(e) Right of use assets	1,985.23	2,001.32
(f) Capital work-in-progress	0.17	-
(g) Financial assets		
(i) Investments	1,158.70	548.04
(ii) Loans	236.40	234.82
(iii) Other financial assets	29.89	14.72
(h) Income tax assets (net)	326.54	325.13
(i) Other non-current assets	51.20	383.47
	19,176.64	19,338.90
<b>2 Current assets</b>		
(a) Inventories	15,396.63	18,362.60
(b) Financial assets		
(i) Trade receivables	4,578.70	7,550.76
(ii) Cash and cash equivalents	1,222.41	487.30
(iii) Bank balances other than (ii) above	71.93	52.73
(iv) Loans and advances	15.48	14.77
(c) Other current assets	1,379.91	2,312.51
	22,665.06	28,780.67
<b>Total Assets</b>	41,841.70	48,119.57
<b>B Equity and liabilities</b>		
<b>1 Equity</b>		
(a) Equity share capital	1,003.04	1,003.04
(b) Other equity	22,410.57	23,916.92
	23,413.61	24,919.96
<b>2 Liabilities</b>		
<b>Non-current liabilities</b>		
(a) Financial liabilities		
(i) Borrowings	1,927.89	2,168.66
(ii) Other financial liabilities	131.40	47.97
(b) Provisions	663.40	613.47
(c) Deferred tax liabilities (net)	-	349.39
	2,722.69	3,179.49
<b>Current liabilities</b>		
(a) Financial liabilities		
(i) Short term borrowings	9,066.67	9,659.59
(ii) Trade payables		
total outstanding dues of micro enterprises and small enterprises; and	87.46	9.76
total outstanding dues of creditors other than micro enterprises and small enterprises.	3,122.06	7,073.74
(iii) Other financial liabilities	2,607.78	2,265.01
(b) Other current liabilities	684.77	864.35
(c) Provisions	136.66	147.67
	15,705.40	20,020.12
<b>Total equity and liabilities</b>	41,841.70	48,119.57




**Statement of cash flows**

(Rs.in Lakhs)

	Six months ended	
	30 September 2020	30 September 2019
	(Unaudited)	(Unaudited)
<b>Cash flows from operating activities</b>		
(Loss) / Profit before tax for the period	(2,440.80)	1,041.19
Adjustments for :		
Depreciation and amortisation	919.20	973.66
Unrealised foreign exchange (gain)/loss	(0.70)	(2.66)
Finance costs	543.72	534.37
Interest income	(9.63)	(15.34)
Provision for doubtful receivables	389.31	53.24
Provision for capital advances	1.66	-
Provision for doubtful advances (net)	33.56	-
(Profit) on sale of property, plant and equipment(net)	(17.01)	-
Interest paid on lease liability	0.04	-
<b>Total</b>	<b>(580.65)</b>	<b>2,584.46</b>
<b>Working capital adjustments</b>		
-Decrease in trade receivables	2,582.75	5,844.16
-Decrease in other current assets	897.63	1,559.36
-Decrease in Inventories	2,965.97	4,995.62
-Decrease in other non-current assets	5.17	1,990.45
-(Increase) in loans	(1.58)	(24.34)
-(Decrease) in trade payables	(3,873.28)	(4,761.75)
-Increase / (decrease) in provisions	13.32	(48.24)
-Increase in other current liabilities	308.63	17.64
<b>Total</b>	<b>2,898.61</b>	<b>9,572.90</b>
<b>Cash generated from operating activities</b>	<b>2,317.96</b>	<b>12,157.36</b>
Tax (paid)/refund (net)	-	(101.04)
<b>Net cash generated from operating activities</b>	<b>2,317.96</b>	<b>12,056.32</b>
<b>Cash flows from investing activities</b>		
Acquisition of property, plant and equipment	(127.80)	(2,948.75)
Proceeds from sale of property, plant and equipment	22.27	-
Deposits (placed)/matured	(34.37)	498.13
Interest received	8.92	29.33
<b>Net cash used in investing activities</b>	<b>(130.98)</b>	<b>(2,421.29)</b>
<b>Cash flows from financing activities</b>		
(Repayment) of short term borrowings (net)	(592.92)	(8,338.25)
(Repayment) of term borrowings	(315.19)	(211.71)
Interest and other finance cost paid	(543.72)	(534.37)
Interest paid on lease liability	(0.04)	-
<b>Net Cash used in financing activities</b>	<b>(1,451.87)</b>	<b>(9,084.33)</b>
<b>Net increase in cash and cash equivalents</b>	<b>735.11</b>	<b>550.70</b>
<b>Cash and cash equivalents at the beginning of the period</b>	<b>487.30</b>	<b>500.70</b>
<b>Cash and cash equivalents at the end of the period</b>	<b>1,222.41</b>	<b>1,051.40</b>






## KOKUYO CAMLIN LIMITED

Regd. Office : 48/2, Hilton House, Central Road,  
MIDC, Andheri (East), Mumbai - 400 093. INDIA  
Tel.: 91-22-6655 7000 Fax : 91- 22-2836 6579  
E-mail : info@kokuyocamlin.com  
Website : www.kokuyocamlin.com  
CIN - L24223MH1946PLC005434

### Notes:

- 1 The above results have been reviewed by the Audit Committee and approved by the Board of directors at their meeting held on 28 October 2020 . The results have been subjected to a limited review by the Statutory Auditors of the Company who have expressed an unmodified conclusion thereon.
- 2 The Company's operations and financial results for the quarter and six months ended 30 September 2020 have been adversely impacted by the lockdown imposed to contain the spread of COVID-19 pandemic. The operations gradually resumed with requisite safety precautions during the period with limited manpower and disruption in supply chain. The company has considered the possible effects that may arise due to COVID-19 pandemic on the financial results based on the internal and external information up to the date of Financial Results and does not expect significant impact on carrying value of assets. The company continues to closely monitor the economic effects while taking steps to improve its execution efficiencies and the financial outcome. In view of the above the results of the quarter and six months ended 30 September 2020 are not comparable with those of the previous period.
- 3 The Company has revised its annual projections of taxable income and consequently also revised the estimate of the weighted average annual income tax rate expected for the full financial year. Accordingly, the current tax credit amount recorded in the previous quarter has been reversed in the current quarter and recognition of deferred tax assets has been restricted to the extent of deferred tax liability as at 30 September 2020.
- 4 The entire operations of the Company constitute a single operating segment i.e. "Consumer Products" as per Ind AS 108 "Operating segments" specified under section 133 of the Companies Act, 2013.
- 5 Previous period figures have been reclassified in conformity with the classification of the current period results.

Place : Mumbai  
Dated : 28 October 2020  
Email address for investors complaints: investorrelations@kokuyocamlin.com

FOR KOKUYO CAMLIN LIMITED

DILIP DANDEKAR  
CHAIRMAN & EXECUTIVE DIRECTOR

# B S R & Co. LLP

Chartered Accountants

14th Floor, Central Wing,  
Tower 4, Nesco Center,  
Western Express Highway, Goregaon (East),  
Mumbai – 400063

Telephone: +91 22 6257 1000  
Fax: +91 22 6257 1010

## Limited review report on unaudited quarterly financial results and year-to-date results under Regulation 33 of the SEBI (Listing Obligations and Disclosure Requirements) Regulations, 2015

### To the Board of Directors of Kokuyo Camlin Limited

1. We have reviewed the accompanying Statement of unaudited financial results of Kokuyo Camlin Limited (“the Company”) for the quarter ended 30 September 2020 and year to date results for the period from 1 April 2020 to 30 September 2020 (“the Statement”).
2. This Statement, which is the responsibility of the Company’s management and approved by the Board of Directors, has been prepared in accordance with the recognition and measurement principles laid down in Indian Accounting Standard 34 “*Interim Financial Reporting*” (“Ind AS 34”), prescribed under Section 133 of the Companies Act, 2013, and other accounting principles generally accepted in India and in compliance with Regulation 33 of the SEBI (Listing Obligations and Disclosure Requirements) Regulations, 2015, as amended. Our responsibility is to issue a report on the Statement based on our review.
3. We conducted our review of the Statement in accordance with the Standard on Review Engagements (SRE) 2410 “*Review of Interim Financial Information Performed by the Independent Auditor of the Entity*” issued by the Institute of Chartered Accountants of India. This standard requires that we plan and perform the review to obtain moderate assurance as to whether the Statement is free of material misstatement. A review is limited primarily to inquiries of company personnel and analytical procedures applied to financial data and thus provides less assurance than an audit. We have not performed an audit and accordingly, we do not express an audit opinion.
4. Based on our review conducted as above, nothing has come to our attention that causes us to believe that the accompanying Statement, prepared in accordance with applicable accounting standards and other recognised accounting practices and policies has not disclosed the information required to be disclosed in terms of Regulation 33 of the SEBI (Listing Obligations and Disclosure Requirements) Regulations, 2015 including the manner in which it is to be disclosed, or that it contains any material misstatement.

For **B S R & Co. LLP**

Chartered Accountants

Firm’s Registration No: 101248W/W-100022

Digitally signed by  
VIJAY MATHUR  
Date: 2020.10.28  
13:19:17 +05'30'

**Vijay Mathur**

Partner

Membership No: 046476

UDIN: 20046476AAAAEI2389

Mumbai  
28 October 2020

Registered Office: