

Date: 25th May, 2023

Listing Department
National Stock Exchange of India Limited
Exchange Plaza,
Plot No. C/1, G. Block,
Bandra- Kurla Complex,
Bandra East, Mumbai-400 051

The Department of Corporate Services-
Listing
BSE Ltd.
Phiroze Jeejeebhoy Towers,
Dalal Street,
Mumbai- 400 001

Symbol- DHANUKA

Scrip Code: 507717

Sub: Disclosure under Regulation 30 of the SEBI (LODR) Regulations, 2015

Re : Outcome of the Board Meeting held today i.e. on 25th May, 2023

Dear Sir/Madam,

Please take note that Board of Directors in its Meeting held today i.e. 25th May 2023 has inter-alia approved the following:

1. Audited Financial Results (**Standalone and Consolidated**) for the Quarter and Financial Year ended March 31, 2023. In this regard, please find enclosed:
 - a. Audited Standalone and Consolidated Financial Results of the Company for the Quarter and Financial Year ended 31st March, 2023.
 - b. Auditor's Report in respect of the Audited Standalone and Consolidated Financial Results of the Company for the Financial Year ended 31st March, 2023.
2. These are also being made available on the website of the Company at www.dhanuka.com
3. M/s. S.S. Kothari Mehta & Co., Statutory Auditors of the Company, have issued auditors' reports with an unmodified opinion on the Audited Standalone and Consolidated Financial Statements for the Financial Year ended March 31, 2023. This declaration is being made pursuant to Regulation 33(3)(d) of the Listing Regulations.
4. Recommended Dividend @ 100% i.e Rs. 2/- per Equity Share having face value of Rs. 2/- per share to the Members of the Company, subject to approval of Members at ensuing 38th Annual General Meeting of the Company.
5. Convening of 38th Annual General Meeting of Company on **Wednesday, 02nd August 2023** through Video Conferencing ("VC") or Other Audio Visual Means ("OAVM").

Kindly display the same on the website of your exchanges.

The Meeting of the Board of Directors commenced at 11.15 A.M. and concluded at 12:45 P.M.

Please take the above information in your record.

Thanking you,

For Dhanuka Agritech Limited

jitin

sadana

Digitally signed
by jitin sadana
Date: 2023.05.25
12:52:59 +05'30'

Jitin Sadana

Company Secretary and Compliance Officer

FCS-7612

Independent Auditor's Report on the Quarterly and Year to Date Audited Standalone Financial Results of the Company Pursuant to Regulation 33 of the SEBI (Listing Obligation and Disclosure Requirements) Regulations, 2015, as amended

To the Board of Directors of Dhanuka Agritech Limited

Report on the Audit of the Standalone Financial Results

Opinion

We have audited the accompanying standalone quarterly financial results of Dhanuka Agritech Limited ('the Company') for the quarter ended March 31, 2023 and the year to date results for the period from April 1, 2022 to March 31, 2023 ('the Statement'), attached herewith, being submitted by the Company pursuant to the requirement of Regulation 33 of the Securities and Exchange Board of India (Listing Obligations and Disclosure Requirements) Regulations, 2015, as amended ('Listing Regulations').

In our opinion and to the best of our information and according to the explanations given to us these standalone financial results:

- i. are presented in accordance with the requirements of Regulation 33 of the Listing Regulations in this regard; and
- ii. give a true and fair view in conformity with the recognition and measurement principles laid down in the applicable Indian Accounting Standards and other accounting principles generally accepted in India, of the net profit and other comprehensive income and other financial information for the quarter ended March 31, 2023 as well as year to date results for the period from April 1, 2022 to March 31, 2023.

Basis for Opinion

We conducted our audit in accordance with the Standards on Auditing (SAs) specified under Section 143(10) of the Companies Act, 2013 (the Act). Our responsibilities under those SAs are further described in the Auditor's Responsibilities for the Audit of the Standalone Financial Results section of our report. We are independent of the Company, in accordance with the Code of Ethics issued by the Institute of Chartered Accountants of India together with the ethical requirements that are relevant to our audit of the financial results under the provisions of the Companies Act, 2013 and the Rules thereunder, and we have fulfilled our other ethical responsibilities in accordance with these requirements and the Code of Ethics. We believe that the audit evidence we have obtained is sufficient and appropriate to provide a basis for our opinion.

Management's Responsibilities for the Standalone Financial Results

This Statement has been prepared on the basis of the standalone financial statements.



The Company's Board of Directors are responsible for the preparation of these financial results that give a true and fair view of the net profit and other comprehensive income and other financial information in accordance with the recognition and measurement principles laid down in Indian Accounting Standards prescribed under Section 133 of the Act read with relevant rules issued thereunder and other accounting principles generally accepted in India and in compliance with Regulation 33 of the Listing Regulations. This responsibility also includes maintenance of adequate accounting records in accordance with the provisions of the Act for safeguarding of the assets of the Company and for preventing and detecting frauds and other irregularities; selection and application of appropriate accounting policies; making judgments and estimates that are reasonable and prudent; and design, implementation and maintenance of adequate internal financial controls that were operating effectively for ensuring the accuracy and completeness of the accounting records, relevant to the preparation and presentation of the standalone financial results that give a true and fair view and are free from material misstatement, whether due to fraud or error.

In preparing the standalone financial results, the Board of Directors are responsible for assessing the Company's ability to continue as a going concern, disclosing, as applicable, matters related to going concern and using the going concern basis of accounting unless the Board of Directors either intends to liquidate the Company or to cease operations, or has no realistic alternative but to do so.

The Board of Directors are also responsible for overseeing the Company's financial reporting process.

Auditor's Responsibilities for the Audit of the Standalone Financial Results

Our objectives are to obtain reasonable assurance about whether the standalone financial results as a whole are free from material misstatement, whether due to fraud or error, and to issue an auditor's report that includes our opinion. Reasonable assurance is a high level of assurance, but is not a guarantee that an audit conducted in accordance with SAs will always detect a material misstatement when it exists. Misstatements can arise from fraud or error and are considered material if, individually or in aggregate, they could reasonably be expected to influence the economic decisions of users taken on the basis of these standalone financial results.

As part of an audit in accordance with SAs, we exercise professional judgment and maintain professional skepticism throughout the audit. We also:

- Identify and assess the risks of material misstatement of the standalone financial results, whether due to fraud or error, design and perform audit procedures responsive to those risks, and obtain audit evidence that is sufficient and appropriate to provide a basis for our opinion. The risk of not detecting a material misstatement resulting from fraud is higher than for one resulting from error, as fraud may involve collusion, forgery, intentional omissions, misrepresentations, or the override of internal control.
- Obtain an understanding of internal control relevant to the audit in order to design audit procedures that are appropriate in the circumstances, Under Section 143(3)(i) of the Act, we are also responsible for expressing our opinion on whether the Company has adequate internal financial control with reference to financial statements in place and the operating effectiveness of such controls.
- Evaluate the appropriateness of accounting policies used and the reasonableness of accounting estimates and related disclosures made by the Board of Directors.



- Conclude on the appropriateness of the Board of Directors' use of the going concern basis of accounting and, based on the audit evidence obtained, whether a material uncertainty exists related to events or conditions that may cast significant doubt on the Company's ability to continue as a going concern. If we conclude that a material uncertainty exists, we are required to draw attention in our auditor's report to the related disclosures in the financial results or, if such disclosures are inadequate, to modify our opinion. Our conclusions are based on the audit evidence obtained up to the date of our auditor's report. However, future events or conditions may cause the Company to cease to continue as a going concern.
- Evaluate the overall presentation, structure and content of the Statement, including the disclosures, and whether the Statement represent the underlying transactions and events in a manner that achieves fair presentation.

We communicate with those charged with governance regarding, among other matters, the planned scope and timing of the audit and significant audit findings, including any significant deficiencies in internal control that we identify during our audit.

We also provide those charged with governance with a statement that we have complied with relevant ethical requirements regarding independence, and to communicate with them all relationships and other matters that may reasonably be thought to bear on our independence, and where applicable, related safeguards.

Other Matters

The Statement includes the results for the quarter ended March 31, 2023 being the balancing figure between the audited figures in respect of the full financial year ended March 31, 2023 and the published unaudited year-to-date figures up to the third quarter of the current financial year, which were subject to a limited review by us, as required under the Listing Regulations.

For **S S KOTHARI MEHTA & COMPANY**

Chartered Accountants

Firm Reg. No.: 000756N

Jalaj Soni

Partner

Membership No.:528799

UDIN: 23528799BGWHWO3717

Place: Gurugram

Date: May 25, 2023

STATEMENT OF AUDITED STANDALONE FINANCIAL RESULTS FOR THE QUARTER AND YEAR ENDED 31ST MARCH, 2023						
(₹ In Lacs)						
S.No	Particulars	Quarter Ended			Year Ended	
		31.03.2023 (Audited)**	31.12.2022 (Unaudited)	31.03.2022 (Audited)**	31.03.2023 (Audited)	31.03.2022 (Audited)
I	Revenue from Operations	37,122.95	39,336.55	31,829.53	1,70,022.00	1,47,777.52
II	Other income	1,474.06	766.23	1,219.22	4,475.60	3,358.70
III	Total Revenue (I+II)	38,597.01	40,102.78	33,048.75	1,74,497.60	1,51,136.22
IV	Expenses					
a)	Cost of materials consumed	23,286.32	15,131.52	19,485.11	92,544.83	80,384.94
b)	Purchase of Stock In Trade	1,382.00	7,852.23	241.73	19,587.89	14,614.42
c)	Changes in inventories of finished goods, work-in progress and Stock In Trade	(1,720.42)	3,404.27	(801.40)	(587.27)	(1,090.62)
d)	Employee benefit expenses	2,852.86	3,104.47	2,753.12	12,625.87	12,050.28
e)	Finance costs	76.50	77.29	75.92	311.80	320.27
f)	Depreciation and amortisation expense	510.31	445.57	445.05	1,760.67	1,627.75
g)	Other expenses	3,534.85	4,661.46	3,643.23	17,981.14	15,480.91
	Total Expenses	29,922.42	34,676.81	25,842.76	1,44,224.93	1,23,387.95
V	Profit/(Loss) Before Exceptional Items and Tax (III-IV)	8,674.59	5,425.97	7,205.99	30,272.67	27,748.27
VI	Exceptional items	-	-	-	-	-
VII	Profit/(Loss) Before Tax (V-VI)	8,674.59	5,425.97	7,205.99	30,272.67	27,748.27
VIII	Tax expenses					
a)	Current Tax	2,174.86	1,394.13	1,927.19	7,704.93	7,143.32
b)	Tax of earlier year provided / (written back)	-	(465.88)	-	(465.88)	-
c)	Deferred Tax	(30.97)	(108.87)	(150.00)	(317.17)	(273.27)
IX	Profit/(loss) for the period (VII-VIII)	6,530.70	4,606.59	5,428.80	23,350.79	20,878.22
X	Other Comprehensive Income					
A	(i) Items that will not be reclassified to profit or loss	(34.29)	15.00	97.20	10.71	190.95
	(ii) Income tax relating to items that will not be reclassified to profit or loss	(2.69)	-	-	(2.69)	-
B	(i) Items that will be reclassified to profit or loss	-	-	-	-	-
	(ii) Income tax relating to items that will be reclassified to profit or loss	-	-	-	-	-
	Total Other Comprehensive Income / (Loss) for the period	(36.98)	15.00	97.20	8.02	190.95
XI	Total Comprehensive Income for the period (IX+X)	6,493.72	4,621.59	5,526.00	23,358.81	21,069.17
XII	Paid-up equity share capital [Face value of ₹ 2 per share]	911.57	931.57	931.57	911.57	931.57
XIII	Other Equity as per audited Balance Sheet	-	-	-	1,05,219.02	95,110.42
XIV	Earning per share* (in ₹)					
a)	Basic EPS	14.24	9.89	11.65	50.35	44.82
b)	Diluted EPS	14.24	9.89	11.65	50.35	44.82

See accompanying notes to the financial results

*Actuals for the quarter not annualised

** Refer Note-9






 NEW DELHI
 CHARTERED ACCOUNTANTS

STANDALONE AUDITED BALANCE SHEET AS AT 31ST MARCH, 2023

(₹ In Lacs)

Particulars	As at	
	Mar 31,2023	Mar 31,2022
	(Audited)	(Audited)
I Assets		
1 Non-current assets		
a Property, Plant and Equipment	16,341.63	15,712.35
b Capital work in progress	15,321.63	4,834.72
c Other Intangible assets	119.49	154.63
d Financial Assets		
i) Investments	15,892.04	13,983.44
ii) Loans	40.59	10.72
iii) Other financial assets	2,593.07	439.21
e Other non-current assets	606.14	616.64
Total Non-Current assets	50,914.59	35,751.71
2 Current assets		
a Inventories	34,506.56	34,718.41
b Financial Assets		
i) Investments	9,577.04	19,606.32
ii) Trade receivables	33,903.99	28,249.16
iii) Cash and cash equivalents	347.91	147.60
iv) Bank balances other than (iii) above	80.08	95.09
v) Loans	47.07	72.70
vi) Other financial assets	6,694.86	9,047.16
c Other current assets	4,457.61	3,530.71
Total Current assets	89,615.12	95,467.15
Total Assets	1,40,529.71	1,31,218.86
II EQUITY AND LIABILITIES		
1 Equity		
a Equity Share Capital	911.57	931.57
b Other Equity	1,05,219.02	95,110.42
Total equity	1,06,130.59	96,041.99
LIABILITIES		
2 Non-current liabilities		
a Financial Liabilities		
i) Lease Liability	2,566.21	2,735.36
ii) Other financial liabilities	1,515.31	1,425.13
b Provisions	285.44	23.80
c Deferred tax liabilities (Net)	239.03	556.20
Total non-current liabilities	4,605.99	4,740.49
3 Current liabilities		
a Financial Liabilities		
i) Borrowings	380.84	96.24
ii) Lease Liability	404.64	349.06
iii) Trade payables		
a) total outstanding dues of micro enterprises and small enterprises	434.89	1,085.79
b) total outstanding dues of creditors other than micro enterprises and small enterprises	17,088.41	16,385.96
iv) Other financial liabilities	7,487.21	9,092.00
b Other current liabilities	2,931.09	2,298.90
c Provisions	21.13	-
d Current Tax Liabilities (Net)	1,044.92	1,128.43
Total current liabilities	29,793.13	30,436.38
Total Equity and Liabilities	1,40,529.71	1,31,218.86



STANDALONE AUDITED STATEMENT OF CASH FLOWS FOR THE YEAR ENDED 31ST MARCH, 2023

PARTICULARS	(₹ In Lacs)	
	Year Ended	
	Mar 31,2023	Mar 31,2022
	(Audited)	(Audited)
A. CASH FLOW FROM OPERATING ACTIVITIES		
Profit / (Loss) Before Tax	30,272.67	27,748.27
Adjustments for:		
Depreciation, amortization and impairment expenses	1,760.67	1,627.75
Net (Gain)/Loss on Sale of Property, Plant and Equipment	(2,146.19)	(62.36)
Finance Costs	311.80	320.27
Interest Income	(1,800.05)	(1,386.80)
Dividend Income from Investments	-	(25.00)
Net (Gain)/Loss on Sale of Investments	(264.65)	(464.12)
Net (Gain)/Loss on Investments measured at fair value through profit or loss	(183.06)	(842.77)
Allowance for Bad and Doubtful debts & Advances	130.27	249.78
Property, Plant and Equipment Written off	13.31	19.48
Liabilities No Longer Required, Written Back	(2.22)	(18.19)
Forex Fluctuation on Translation of Assets & Liabilities	(36.64)	33.74
Operating Profit/(loss) before Working Capital changes	28,055.91	27,200.05
(Increase) / Decrease in Trade Receivables	(5,786.87)	(4,072.51)
(Increase) / Decrease in Current financial assets - Loans	25.63	(4.24)
(Increase) / Decrease in Non Current financial assets - Loans	(29.87)	(1.18)
(Increase) / Decrease in Other Current financial assets	294.22	(561.97)
(Increase) / Decrease in Other Non Current financial assets	22.98	43.23
(Increase) / Decrease in Other Current assets	(926.90)	496.94
(Increase) / Decrease in Other Non Current assets	(1.39)	187.80
(Increase)/Decrease in Inventories	211.85	(9,057.65)
Increase / (Decrease) in Trade Payables	88.52	6,590.50
Increase / (Decrease) in Other Current Financial Liabilities	(2,024.61)	(1,454.17)
Increase / (Decrease) in Other Non Current Financial Liabilities	90.17	85.47
Increase / (Decrease) in Other Current Provisions	21.13	(24.71)
Increase / (Decrease) in Other Non Current Provisions	272.34	114.63
Increase / (Decrease) in Other Current Liabilities	635.13	(2,518.62)
Cash generated (used) in /from Operations before tax	20,948.24	17,023.57
Net Direct Taxes paid (Net of Refunds)	(7,325.25)	(6,596.15)
Net cash flow (used) in/ from Operating Activities	13,622.99	10,427.42
B. CASH FLOW FROM INVESTING ACTIVITIES		
Acquisition of Property, Plant and Equipment (Including Adjustment on account of Intangible Assets, Capital work in Progress, Capital Creditors and Capital Advances)	(12,417.64)	(5,982.17)
Proceeds from sale of Property, Plant and Equipment	2,425.27	165.92
Loan Given to Corporate and Other	(2,000.00)	(1,100.00)
Repayment of Loan Given to Corporate and Other	2,071.52	5,000.00
Investment and Redemption in Bank Deposits (Net)	198.83	952.85
Purchase and sale of Investments (Net)	8,496.88	(4,581.29)
Interest Received	1,481.71	1,258.55
Dividend Income from Investments	-	25.00
Net cash (used) in/ from Investing Activities	256.57	(4,261.14)
Net cash (used) in/ from Operating and Investing Activities	13,879.56	6,166.28
C. CASH FLOW FROM FINANCING ACTIVITIES		
Short Term Borrowings (Net)	284.60	(739.60)
Payment of Principal portion of Lease Liabilities	(381.84)	(362.29)
Payment of Dividend	(2,794.70)	(4,657.83)
Buy Back of Shares	(8,500.00)	-
Taxes on Buy Back of Shares	(1,975.51)	-
Interest Paid	(311.80)	(320.27)
Net cash (used) in/ from Financing Activities	(13,679.25)	(6,079.99)
Net cash (used) in/ from Operating, Investing & Financing Activities	200.31	86.29
Opening balance of Cash and Cash equivalent	147.60	61.31
Closing balance of Cash & Cash equivalent	347.91	147.60

MKD



Note: Cash and cash equivalents included in the Cash Flow Statement comprise of the following

i) Cash Balance on Hand	37.47	37.22
ii) Balance with Banks :		
-In Current Accounts	310.44	97.63
- Cheques in hand	-	12.75
Total	347.91	147.60

Notes:

- 1 The above Audited Financial Results were reviewed by the Audit Committee and thereafter approved and taken on record by the Board of Directors in their Meeting held on 25th May, 2023. The Statutory Auditors of the Company have expressed an unmodified audit opinion on these financial results.
- 2 Financial Results for all the periods presented have been prepared in accordance with the recognition and measurement principles of Ind AS notified under the Companies (Indian Accounting Standards) Rules, 2015 as amended from time to time.
- 3 The demand of Company's products depends on monsoon, pest infestation and crop patterns. Hence there may be variations in the Results from one period to another period.
- 4 The Company has only one reportable Business segment viz. "Agro Chemicals"
- 5 During the quarter ended 31st March, 2023, the Company has bought back its 10,00,000 fully paid up equity shares, representing 2.15% of the total issued and paid up equity share capital of the Company @ Rs. 850/- per equity share aggregating to an amount of Rs. 85.00 Crores and extinguished those shares on 17th January, 2023. Consequently, Paid up Share Capital has been reduced by Rs.20,00,000
- 6 Dhanuka Agritech Limited has entered into Shareholders' Agreement and Share Subscription Agreement with M/s IoTechWorld Avigation Private Limited ("IoTech") on 11th August, 2021 to invest a total amount of Rs. 30 Crores in IoTech in the form of subscription of Compulsory Convertible Preference Shares ("CCPS") in two tranches. Out of Rs. 30 Crores, Rs. 20 Crores were invested by the Company on 3rd September 2021 and the remaining Rs. 10 Crores have been invested on 6th March, 2023
- 7 The Board of Directors have recommended final dividend of 100% i.e. Rs. 2.00 per Equity Share for the Financial Year 2022-23, subject to the approval of the shareholders in the ensuing Annual General Meeting.
- 8 The previous period figures have been regrouped/ rearranged/ reclassified wherever necessary.
- 9 The figures of last Quarter are the balancing figures between audited figures in respect of full Financial Year and the published Unaudited year to date figures upto third Quarter of the current Financial Year.
- 10 The Results can also be viewed at our website www.dhanuka.com and on the website of BSE & NSE where the Company's shares are listed i.e. at www.bseindia.com and www.nseindia.com respectively. Any query from investors can be sent on email at investors@dhanuka.com

For Dhanuka Agritech Ltd.



(M.K. Dhanuka)
Managing Director
DIN : 00628039

Place : Gurugram (Haryana)
Dated : 25th May, 2023



Independent Auditor's Report on the Quarterly and Year to Date Audited Consolidated Financial Results of the Company Pursuant to Regulation 33 of the SEBI (Listing Obligation and Disclosure Requirements) Regulations, 2015, as amended

To the Board of Directors of Dhanuka Agritech Limited

Report on the Audit of the Consolidated Financial Results

Opinion

We have audited the accompanying Statement of quarterly and year to date Consolidated Financial Results of Dhanuka Agritech Limited (hereinafter referred to as the 'Holding Company') and its subsidiaries (Holding Company and its subsidiaries together referred to as "the Group") for the quarter ended March 31, 2023 and for the period from April 1, 2022 to March 31, 2023 ("the Statement"), being submitted by the Holding Company pursuant to the requirement of Regulation 33 of the Securities and Exchange Board of India (Listing Obligations and Disclosure Requirements) Regulations, 2015, as amended ("Listing Regulations").

In our opinion and to the best of our information and according to the explanations given to us, and based on the consideration of the reports of the other auditors on separate financial statements of subsidiary, the Statement:

- a. includes the results of the following entities:
 - I. Subsidiaries-
 - i. Dhanuka Chemicals Private Limited
 - ii. Dhanuka Agri-solutions Private Limited
- b. is presented in accordance with the requirements of the Listing Regulations, as amended; and
- c. gives a true and fair view, in conformity with the applicable Indian Accounting Standards and other accounting principles generally accepted in India, of the consolidated net profit after tax and other comprehensive income and other financial information of the Group for the quarter ended March 31, 2023 and for the period from April 1, 2022 to March 31, 2023.

Basis for Opinion

We conducted our audit in accordance with the Standards on Auditing (SAs) specified under section 143(10) of the Companies Act, 2013 (the Act). Our responsibilities under those SAs are further described in the "Auditor's Responsibilities for the Audit of the Consolidated Financial Results" section of our report. We are independent of the Group in accordance with the Code of Ethics issued by the Institute of Chartered Accountants of India (ICAI) together with the ethical requirements that are relevant to our audit of the financial statements under the provisions of the Companies Act, 2013 and the Rules thereunder, and we have fulfilled our other ethical responsibilities in accordance with these requirements and the Code of Ethics. We believe that the audit evidence obtained by us and other auditors in terms of their

reports referred to in “Other Matter” paragraph below, is sufficient and appropriate to provide a basis for our opinion.

Management’s Responsibilities for the Consolidated Financial Results

The Statement, which is the responsibility of the Holding Company’s management and has been approved by the Holding Company's Board of Directors, has been prepared on the basis of the consolidated annual financial statements. The Holding Company’s Management and Board of Directors are responsible for the preparation and presentation of these consolidated financial results that give a true and fair view of the net profit and other comprehensive income and other financial information of the Group in accordance with, the applicable accounting standards prescribed under Section 133 of the Act read with relevant rules issued thereunder and other accounting principles generally accepted in India and in compliance with Regulation 33 of the Listing Regulations.

The respective Management and Board of Directors of the companies included in the Group, are responsible for maintenance of adequate accounting records in accordance with the provisions of the Act, for safeguarding of the assets of the Group and for preventing and detecting frauds and other irregularities; selection and application of appropriate accounting policies; making judgments and estimates that are reasonable and prudent; and design, implementation and maintenance of adequate internal financial controls, that were operating effectively, for ensuring the accuracy and completeness of the accounting records, relevant to the preparation and presentation of the financial results, that give a true and fair view and are free from material misstatement, whether due to fraud or error which have been used for the purpose of preparation of the Statement by the Directors of the Holding Company, as aforesaid.

In preparing the Statement, the respective Management and Board of Directors of the companies included in the Group are responsible for assessing the ability of the Group to continue as a going concern, disclosing, as applicable, matters related to going concern and using the going concern basis of accounting, unless the respective Board of Directors either intends to liquidate the Group or to cease operations, or has no realistic alternative but to do so.

The respective Board of Directors of the companies included in the Group are responsible for overseeing the financial reporting process of each company.

Auditor’s Responsibilities for the Audit of the Consolidated Financial Results

Our objectives are to obtain reasonable assurance about whether the consolidated financial results as a whole are free from material misstatement, whether due to fraud or error, and to issue an auditor’s report that includes our opinion. Reasonable assurance is a high level of assurance, but is not a guarantee that an audit conducted in accordance with SAs will always detect a material misstatement when it exists. Misstatements can arise from fraud or error and are considered material if, individually or in the aggregate, they could reasonably be expected to influence the economic decisions of users taken on the basis of the Statement.



As part of an audit in accordance with SAs, we exercise professional judgment and maintain professional skepticism throughout the audit. We also:

- Identify and assess the risks of material misstatement of the consolidated financial results, whether due to fraud or error, design and perform audit procedures responsive to those risks, and obtain audit evidence that is sufficient and appropriate to provide a basis for our opinion. The risk of not detecting a material misstatement resulting from fraud is higher than for one resulting from error, as fraud may involve collusion, forgery, intentional omissions, misrepresentations, or the override of internal control.
- Obtain an understanding of internal control relevant to the audit in order to design audit procedures that are appropriate in the circumstances. Under Section 143(3) (i) of the Act, we are also responsible for expressing our opinion on whether the company has adequate internal financial controls with reference to financial statements in place and the operating effectiveness of such controls.
- Evaluate the appropriateness of accounting policies used and the reasonableness of accounting estimates and related disclosures made by the Management and Board of Directors.
- Conclude on the appropriateness of the Board of Directors' use of the going concern basis of accounting and, based on the audit evidence obtained, whether a material uncertainty exists related to events or conditions that may cast significant doubt on the ability of the Group to continue as a going concern. If we conclude that a material uncertainty exists, we are required to draw attention in our auditor's report to the related disclosures in the consolidated financial results or, if such disclosures are inadequate, to modify our opinion. Our conclusions are based on the audit evidence obtained up to the date of our auditor's report. However, future events or conditions may cause the Group and its associates and jointly controlled entities to cease to continue as a going concern.
- Evaluate the overall presentation, structure and content of the consolidated financial results, including the disclosures, and whether the consolidated financial results represent the underlying transactions and events in a manner that achieves fair presentation.
- Obtain sufficient appropriate audit evidence regarding the financial results of the entities within the Group to express an opinion on the consolidated Financial Results. We are responsible for the direction, supervision and performance of the audit of financial information of such entities included in the consolidated financial results of which we are the independent auditors. For the other entities included in the consolidated Financial Results, which have been audited by other auditors, such other auditors remain responsible for the direction, supervision and performance of the audits carried out by them. We remain solely responsible for our audit opinion. Our responsibilities in this regard are further described in the section titled "Other Matters" in this audit report.

We communicate with those charged with governance of the Holding Company and such other entities included in the consolidated annual financial results of which we are the independent auditors regarding,



among other matters, the planned scope and timing of the audit and significant audit findings, including any significant deficiencies in internal control that we identify during our audit.

We also provide those charged with governance with a statement that we have complied with relevant ethical requirements regarding independence, and to communicate with them all relationships and other matters that may reasonably be thought to bear on our independence, and where applicable, related safeguards.

We also performed procedures in accordance with the circular issued by the SEBI under Regulation 33(8) of the Listing Regulations, as amended, to the extent applicable.

Other Matters

- i. The Statement includes the audited financial results of one subsidiary, whose financial statements reflect total assets of Rs.0.39 lacs as at March 31, 2023, total revenue (including other income) of Rs. Nil and Rs. Nil and total net loss after tax of Rs. (0.42) lacs and Rs. (0.68) lacs, total comprehensive income of Rs. (0.42) lacs and Rs. (0.68) lacs for the quarter and year ended March 31, 2023 and net cash outflow of Rs. 0.43 lacs for the year ended March 31, 2023 as considered in the Statement. These financial statements have been audited by the other auditor whose report has been furnished to us by the management and our opinion on the consolidated financial statements, in so far as it relates to the amounts and disclosures included in respect of aforesaid subsidiaries is based solely on the report of other auditor.

The Statement also includes the financial results of one subsidiary, incorporated outside India, whose financial statements reflect total assets of Rs. NIL as at March 31, 2023, total revenue (including other income) of Rs. NIL and Rs. NIL and total net profit after tax of Rs. 0.02 lacs and Rs. 0.02 lacs, total comprehensive income of Rs. Rs. 0.02 lacs and Rs. 0.02 lacs for the quarter and year ended March 31, 2023 and net cash outflows of Rs. 0.07 lacs for the year ended on that date, as considered in the Statement. These Financial Statements are unaudited and have been furnished to us by the management and our opinion on the Consolidated Financial Statements, in so far as it relates to the amounts and disclosures included in respect of aforesaid subsidiary, and our Report in terms of sub-sections (3) and (11) of Section 143 of the Act, in so far as it relates to the aforesaid subsidiary, is based solely on the unaudited Financial Statements certified by the management.

In our opinion and according to the information and explanations given to us by the Board of Directors, these Financial Statements of two subsidiaries are not material to the Group.

Our opinion on the Statement is not modified in respect of the above matters with respect to our reliance on the work done and the reports of the other auditor/management certified financial statements.

- ii. The Statement includes the results for the quarter ended March 31, 2023 being the balancing figure between the audited figures in respect of the full financial year ended March 31, 2023 and



S S KOTHARI MEHTA
& COMPANY
CHARTERED ACCOUNTANTS

the published unaudited year to date figures up to the end of third quarter of the current financial year, which were subject to limited review by us, as required under the listing Regulations.

For S S Kothari Mehta & Company
Chartered Accountants
(FRN: 000756N)



Jalaj Soni

Partner

Membership No. 528799

UDIN- 23528799BGWHWP3271



Place: Gurugram

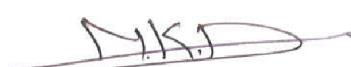

Date: May 25, 2023

STATEMENT OF AUDITED CONSOLIDATED FINANCIAL RESULTS FOR THE QUARTER AND YEAR ENDED 31ST MARCH, 2023						
(₹ In Lacs)						
S.No	Particulars	Quarter Ended			Year Ended	
		31.03.2023 (Audited)**	31.12.2022 (Unaudited)	31.03.2022 (Audited)**	31.03.2023 (Audited)	31.03.2022 (Audited)
I	Revenue from Operations	37,122.95	39,336.55	31,829.53	1,70,022.00	1,47,777.52
II	Other income	1,474.06	766.23	1,219.22	4,475.60	3,358.70
III	Total Revenue (I+II)	38,597.01	40,102.78	33,048.75	1,74,497.60	1,51,136.22
IV	Expenses					
a)	Cost of materials consumed	23,286.32	15,131.52	19,485.11	92,544.83	80,384.94
b)	Purchase of Stock In Trade	1,382.00	7,852.23	241.73	19,587.89	14,614.42
c)	Changes in inventories of finished goods, work-in progress and Stock In Trade	(1,720.42)	3,404.27	(801.40)	(587.27)	(1,090.62)
d)	Employee benefit expenses	2,852.86	3,104.47	2,753.12	12,625.87	12,050.28
e)	Finance costs	76.50	77.29	75.92	311.80	320.27
f)	Depreciation and amortisation expense	510.31	445.57	445.05	1,760.67	1,627.75
g)	Other expenses	3,535.16	4,661.49	3,631.77	17,981.70	15,469.65
	Total Expenses	29,922.73	34,676.84	25,831.30	1,44,225.49	1,23,376.69
V	Profit/(Loss) Before Exceptional Items and Tax (III-IV)	8,674.28	5,425.94	7,217.45	30,272.11	27,759.53
VI	Exceptional items	-	-	-	-	-
VII	Profit/(Loss) Before Tax (V-VI)	8,674.28	5,425.94	7,217.45	30,272.11	27,759.53
VIII	Tax expenses					
a)	Current Tax	2,174.86	1,394.13	1,927.19	7,704.93	7,143.32
b)	Tax of earlier year provided / (written back)	-	(465.88)	-	(465.88)	-
c)	Deferred Tax	(30.97)	(108.87)	(150.00)	(317.17)	(273.27)
IX	Profit/(loss) for the period (VII-VIII)	6,530.39	4,606.56	5,440.26	23,350.23	20,889.48
X	Other Comprehensive Income					
A	(i) Items that will not be reclassified to profit or loss	(34.29)	15.00	97.20	10.71	190.95
	(ii) Income tax relating to items that will not be reclassified to profit or loss	(2.69)	-	-	(2.69)	-
B	(i) Items that will be reclassified to profit or loss	-	-	-	-	-
	(ii) Income tax relating to items that will be reclassified to profit or loss	-	-	-	-	-
	Total Other Comprehensive Income / (Loss) for the period	(36.98)	15.00	97.20	8.02	190.95
XI	Total Comprehensive Income for the period (IX+X)	6,493.41	4,621.56	5,537.46	23,358.25	21,080.43
XII	Paid-up equity share capital [Face value of ₹ 2 per share]	911.57	931.57	931.57	911.57	931.57
XIII	Other Equity as per audited Balance Sheet				1,05,218.04	95,110.00
XIV	Earning per share* (in ₹)					
a)	Basic EPS	14.24	9.89	11.68	50.35	44.85
b)	Diluted EPS	14.24	9.89	11.68	50.35	44.85

See accompanying notes to the financial results

*Actuals for the quarter not annualised

** Refer Note-11


 S S KOTHARI MEHTA & COMPANY
 NEW DELHI
 CHARTERED ACCOUNTANTS

CONSOLIDATED AUDITED BALANCE SHEET AS AT 31ST MARCH, 2023

Particulars	(₹ In Lacs)	
	As at	
	Mar 31,2023 (Audited)	Mar 31,2022 (Audited)
I Assets		
1 Non-current assets		
a Property, Plant and Equipment	16,341.63	15,712.35
b Capital work in progress	15,321.63	4,834.72
c Other Intangible assets	119.49	154.63
d Financial Assets		
i) Investments	15,891.04	13,982.35
ii) Loans	40.59	10.72
iii) Other financial assets	2,593.07	439.21
e Other non-current assets	606.14	616.64
Total Non-Current assets	50,913.59	35,750.62
2 Current assets		
a Inventories	34,506.56	34,718.41
b Financial Assets		
i) Investments	9,577.04	19,606.32
ii) Trade receivables	33,903.99	28,249.16
iii) Cash and cash equivalents	348.30	148.48
iv) Bank balances other than (iii) above	80.08	95.09
v) Loans	47.07	72.70
vi) Other financial assets	6,694.86	9,047.16
c Other current assets	4,457.61	3,530.71
Total Current assets	89,615.51	95,468.03
Total Assets	1,40,529.10	1,31,218.65
II EQUITY AND LIABILITIES		
1 Equity		
a Equity Share Capital	911.57	931.57
b Other Equity	1,05,218.04	95,110.00
Total equity	1,06,129.61	96,041.57
LIABILITIES		
2 Non-current liabilities		
a Financial Liabilities		
i) Lease Liability	2,566.21	2,735.36
ii) Other financial liabilities	1,515.31	1,425.13
b Provisions	285.44	23.80
c Deferred tax liabilities (Net)	239.03	556.20
Total non-current liabilities	4,605.99	4,740.49
3 Current liabilities		
a Financial Liabilities		
i) Borrowings	380.84	96.24
ii) Lease Liability	404.64	349.06
iii) Trade payables		
a) total outstanding dues of micro enterprises and small enterprises	434.89	1,085.79
b) total outstanding dues of creditors other than micro enterprises and small enterprises	17,088.41	16,385.96
iv) Other financial liabilities	7,487.58	9,092.21
b Other current liabilities	2,931.09	2,298.90
c Provisions	21.13	-
d Current Tax Liabilities (Net)	1,044.92	1,128.43
Total current liabilities	29,793.50	30,436.59
Total Equity and Liabilities	1,40,529.10	1,31,218.65



(Signature)



Registered Office : 82, Abhinash Mansion, 1st Floor, Joshi Road, Karol Bagh, New Delhi-110005, Ph. : +91 011-23534551 & 23534557

Corporate Office : Global Gateway Towers, Near Guru Dronacharya Metro Station, MG Road, Gurugram -122002, Haryana

Tel. : +91-124-434 5000, E-mail : headoffice@dhanuka.com, Website : www.dhanuka.com

CIN: L24219DL1985PLC020126

CONSOLIDATED AUDITED STATEMENT OF CASH FLOWS FOR THE YEAR ENDED 31ST MARCH, 2023

(₹ In Lacs)

PARTICULARS	Year Ended	
	Mar 31,2023	Mar 31,2022
	(Audited)	(Audited)
A. CASH FLOW FROM OPERATING ACTIVITIES		
Profit / (Loss) Before Tax	30,272.11	27,759.53
Adjustments for:		
Depreciation, amortization and impairment expenses	1,760.67	1,627.75
Net (Gain)/Loss on Sale of Property, Plant and Equipment	(2,146.19)	(62.36)
Finance Costs	311.80	320.27
Interest Income	(1,800.05)	(1,386.80)
Dividend Income from Investments	-	(25.00)
Net (Gain)/Loss on Sale of Investments	(264.65)	(464.12)
Net (Gain)/Loss on Investments measured at fair value through profit or loss	(183.06)	(842.77)
Allowance for Bad and Doubtful debts & Advances	130.27	236.36
Property, Plant and Equipment Written off	13.31	19.48
Liabilities No Longer Required, Written Back	(2.22)	(18.19)
Forex Fluctuation on Translation of Assets & Liabilities	(36.64)	33.74
Operating Profit/(loss) before Working Capital changes	28,055.35	27,197.89
(Increase) / Decrease in Trade Receivables	(5,786.87)	(4,072.51)
(Increase) / Decrease in Current financial assets - Loans	25.63	(4.24)
(Increase) / Decrease in Non Current financial assets - Loans	(29.87)	0.68
(Increase) / Decrease in Other Current financial assets	294.22	(561.97)
(Increase) / Decrease in Other Non Current financial assets	22.98	43.23
(Increase) / Decrease in Other Current assets	(926.90)	496.94
(Increase) / Decrease in Other Non Current assets	(1.39)	187.80
(Increase)/Decrease in Inventories	211.85	(9,057.65)
Increase / (Decrease) in Trade Payables	88.52	6,590.50
Increase / (Decrease) in Other Current Financial Liabilities	(2,024.45)	(1,454.06)
Increase / (Decrease) in Other Non Current Financial Liabilities	90.17	85.47
Increase / (Decrease) in Other Current Provisions	21.13	(24.71)
Increase / (Decrease) in Other Non Current Provisions	272.34	114.63
Increase / (Decrease) in Other Current Liabilities	635.13	(2,518.62)
Cash generated (used) in /from Operations before tax	20,947.84	17,023.38
Net Direct Taxes paid (Net of Refunds)	(7,325.25)	(6,596.15)
Net cash flow (used) in/ from Operating Activities	13,622.59	10,427.23
B. CASH FLOW FROM INVESTING ACTIVITIES		
Acquisition of Property, Plant and Equipment (Including Adjustment on account of Intangible Assets, Capital work in Progress, Capital Creditors and Capital Advances)	(12,417.64)	(5,982.17)
Proceeds from sale of Property, Plant and Equipment	2,425.27	165.92
Loan Given to Corporate and Other	(2,000.00)	(1,100.00)
Repayment of Loan Given to Corporate and Other	2,071.52	5,000.00
Investment and Redemption in Bank Deposits (Net)	198.83	952.85
Purchase and sale of Investments (Net)	8,496.79	(4,580.29)
Interest Received	1,481.71	1,258.55
Dividend Income from Investments	-	25.00
Net cash (used) in/ from Investing Activities	256.48	(4,260.14)
Net cash (used) in/ from Operating and Investing Activities	13,879.07	6,167.09
C. CASH FLOW FROM FINANCING ACTIVITIES		
Short Term Borrowings (Net)	284.60	(739.60)
Payment of Principal portion of Lease Liabilities	(381.84)	(362.29)
Payment of Dividend	(2,794.70)	(4,657.83)
Buy Back of Shares	(8,500.00)	-
Taxes on Buy Back of Shares	(1,975.51)	-
Interest Paid	(311.80)	(320.27)
Net cash (used) in/ from Financing Activities	(13,679.25)	(6,079.99)
Net cash (used) in/ from Operating, Investing & Financing Activities	199.82	87.10
Opening balance of Cash and Cash equivalent	148.48	61.38
Closing balance of Cash & Cash equivalent	348.30	148.48

Registered Office : 82, Abhinash Mansion, 1st Floor, Joshi Road, Karol Bagh, New Delhi - 110005, Ph. : +91 011-23534551 & 23534557

Corporate Office : Global Gateway Towers, Near Guru Dronacharya Metro Station, MG Road, Gurugram - 122002, Haryana

Tel. : +91-124-434 5000, E-mail : headoffice@dhanuka.com, Website : www.dhanuka.com

CIN: L24219DL1985PLC020126

Note: Cash and cash equivalents included in the Cash Flow Statement comprise of the following		
i) Cash Balance on Hand	37.47	37.29
ii) Balance with Banks :		
-In Current Accounts	310.83	98.44
- Cheques in hand	-	12.75
Total	348.30	148.48

Notes:

- 1 The above Audited Financial Results were reviewed by the Audit Committee and thereafter approved and taken on record by the Board of Directors in their Meeting held on 25th May, 2023. The Statutory Auditors of the Company have expressed an unmodified audit opinion on these financial results.
- 2 Financial Results for all the periods presented have been prepared in accordance with the recognition and measurement principles of Ind AS notified under the Companies (Indian Accounting Standards) Rules, 2015 as amended from time to time.
- 3 The demand of Group's products depends on monsoon, pest infestation and crop patterns. Hence there may be variations in the Results from one period to another period.
- 4 The Group has only one reportable Business segment viz. "Agro Chemicals"
- 5 During the quarter ended 31st March, 2023, the Company has bought back its 10,00,000 fully paid up equity shares, representing 2.15% of the total issued and paid up equity share capital of the Company @ Rs. 850/- per equity share aggregating to an amount of Rs. 85.00 Crores and extinguished those shares on 17th January, 2023. Consequently, Paid up Share Capital has been reduced by Rs.20,00,000
- 6 Dhanuka Agritech Limited has entered into Shareholders' Agreement and Share Subscription Agreement with M/s IoTechWorld Avigation Private Limited ("IoTech") on 11th August, 2021 to invest a total amount of Rs. 30 Crores in IoTech in the form of subscription of Compulsory Convertible Preference Shares ("CCPS") in two tranches. Out of Rs. 30 Crores, Rs. 20 Crores were invested by the Company on 3rd September 2021 and the remaining Rs. 10 Crores have been invested on 6th March, 2023
- 7 The Board of Directors of Dhanuka Agritech Limited in its meeting held on 2nd February 2021 had approved the dissolution/ liquidation of its wholly owned subsidiary Dhanuka Agri-solutions Private Limited, Bangladesh (DASPL). The RJSC (Office of the Registrar of Joint Stock Companies and Firms), Bangladesh registered the returns of winding-up on 10th May 2023. DASPL shall be deemed to be dissolved on the expiration of three months from the above registration i.e. 10th August 2023.
- 8 The Company has incorporated a Wholly-owned Subsidiary named Dhanuka Chemicals Private Limited "DCPL" on 21st June 2021, as per the provisions of the Companies Act, 2013. The main object of DCPL includes the formulation, manufacturing and trading in Agrochemicals and other related products. There were no operations/activities has been started during the year ended on 31st March 2023.
- 9 The Board of Directors have recommended final dividend of 100% i.e. Rs. 2.00 per Equity Share for the Financial Year 2022-23, subject to the approval of the shareholders in the ensuing Annual General Meeting.
- 10 The previous period figures have been regrouped/ rearranged/ reclassified wherever necessary.
- 11 The figures of last Quarter are the balancing figures between audited figures in respect of full Financial Year and the published Unaudited year to date figures upto third Quarter of the current Financial Year.
- 12 The Results can also be viewed at our website www.dhanuka.com and on the website of BSE & NSE where the Company's shares are listed i.e. at www.bseindia.com and www.nseindia.com respectively. Any query from investors can be sent on email at investors@dhanuka.com

Place : Gurugram (Haryana)
Dated : 25th May, 2023



For Dhanuka Agritech Ltd.

(Signature)
(M.K. Dhanuka)
Managing Director
DIN : 00628039

