

# PREMIER POLYFILM LTD

MNFRS: VINYL FLOORING, PVC SHEETING, PVC GEOMEMBRANES, PVC ARTIFICIAL LEATHER

Off. & Fact. : 40/1A, SITE IV, INDUSTRIAL AREA, SAHIBABAD, GHAZIABAD (U.P.) INDIA

Tel. : 0120-3364569, 2896986/87, FAX : +91-1166173349

E-mail : premierpoly@premierpoly.com Website : www.electromat.in

PPL/SECT/2024-2025

Date: 17/05/2024

To,  
BSE LIMITED

NATIONAL STOCK EXCHANGE OF INDIA LTD

**SUBJECT : FINANCIAL RESULTS FOR THE QUARTER AND YEAR ENDED 31<sup>ST</sup> MARCH,2024**

**SCRIP CODE : NSE : PREMIERPOL  
BSE : 514354**

Dear Sir/Madam,

Further to our letter 03<sup>rd</sup> May,2024 intimating about Board Meeting to consider and approve Standalone Audited Financial Results of the company for the quarter and year ended 31<sup>st</sup> March,2024 along with Audited Balance Sheet/Audited Assets and Liability Statement as at 31<sup>st</sup> March,2024 & Audited Cash Flow Statement as on 31<sup>st</sup> March,2024, we wish to inform you that the Board of Directors of the Company in its Meeting held today i.e. 17<sup>th</sup> May,2024 has approved Standalone Audited Financial Results of the company for the quarter and year ended 31<sup>st</sup> March,2024 along with Audited Balance Sheet/Audited Assets and Liability Statement as at 31<sup>st</sup> March,2024 & Audited Cash Flow Statement as on 31<sup>st</sup> March,2024. The Auditors have also carried out a Audit Report review of the Financial Results. A copy of Audit Report on the financial results of the company for the quarter and year ended 31<sup>st</sup> March,2024 issued by the Statutory Auditor of the Company is attached.

Please also find attached herewith the Auditor's Report on the aforesaid financial results and also the declaration of unmodified opinion pursuant to Regulation 33 of the Listing Regulations. Pursuant to Regulation 33(3)(d) of the Listing Regulations, declaring that the Statutory Auditors of the Company, M A R S & Associates, Chartered Accountants,(Firm Registration Number : 010484N), have issued an Audit Report with an unmodified opinion on the Audited Standalone Financial Results of the Company for the financial year ended on March 31<sup>st</sup>, 2024.

The above said Meeting commenced at 12.30 Hrs. and was terminated at 16.15 Hrs.

This is for your information and records.

Thanking you,

**Yours faithfully,  
For PREMIER POLYFILM LTD.,**

**HEENA SONI  
COMPANY SECRETARY &  
COMPLIANCE OFFICER**

**Enclosed : As above**

REGD. OFFICE : 305 III<sup>rd</sup> FLOOR ELITE HOUSE 36, COMMUNITY CENTER KAILASH COLONY EXTN., (ZAMROODPUR) NEW DELHI-110048  
(CIN) L25209DL1992PLC049590



## STATEMENT OF STANDALONE UNAUDITED FINANCIAL RESULTS FOR THE QUARTER AND YEAR ENDED 31ST MARCH, 2024

(Rupees in Lakhs)

|    | Particulars  | Quarter ended<br>31-03-2024 | Quarter ended 31-<br>12-2023 | Quarter ended<br>31-03-2023 | Year ended<br>31-03-2024 | Year Ended<br>31/03/2023 |
|----|--|-----------------------------|------------------------------|-----------------------------|--------------------------|--------------------------|
|    | (Refer Notes Below)  | Audited                     | Unaudited                    | Audited                     | Audited                  | Audited                  |
| 1  | <b>INCOME</b>  |                             |                              |                             |                          |                          |
|    | Revenue from Operations (Inclusive of GST)   | 7,813                       | 6,907                        | 7,247                       | 29,563                   | 28,790                   |
|    | Other Operating Income   | 64                          | 30                           | 33                          | 165                      | 81                       |
|    | <b>TOTAL INCOME</b>  | <b>7,877</b>                | <b>6,937</b>                 | <b>7,280</b>                | <b>29,728</b>            | <b>28,871</b>            |
| 2  | <b>EXPENSES</b>  |                             |                              |                             |                          |                          |
|    | (a) Cost of materials consumed   | 3,144                       | 3,904                        | 4,105                       | 15,463                   | 17,332                   |
|    | (b) Purchases of stock-in-trade  | 866                         | 29                           | 270                         | 970                      | 868                      |
|    | (c) Change in inventories of finished goods, work-in-progress and stock-in-trade                                       | 451                         | 45                           | -109                        | 604                      | (305)                    |
|    | (d) Employee benefits expense  | 649                         | 603                          | 624                         | 2,477                    | 2,322                    |
|    | (e) Finance Costs  | 32                          | 38                           | 26                          | 204                      | 273                      |
|    | (f) Depreciation and amortisation expense  | 128                         | 129                          | 140                         | 516                      | 493                      |
|    | (g) Other Expenses   | 0                           | 0                            | 0                           | 0                        | 0                        |
|    | GST  | 931                         | 840                          | 892                         | 3,554                    | 3,521                    |
|    | Other Expenses (Any item exceeding 10% of the total expenses relating to continuing operations to be shown separately) | 809                         | 786                          | 807                         | 3,213                    | 2,847                    |
|    | <b>TOTAL OTHER EXPENSES</b>  | <b>1,740</b>                | <b>1,626</b>                 | <b>1,699</b>                | <b>6,767</b>             | <b>6,368</b>             |
|    | <b>TOTAL EXPENSES</b>  | <b>7,010</b>                | <b>6,374</b>                 | <b>6,755</b>                | <b>27,001</b>            | <b>27,351</b>            |
| 3  | <b>Total Profit before Exceptional Items &amp; Tax</b>   | <b>867</b>                  | <b>563</b>                   | <b>525</b>                  | <b>2,727</b>             | <b>1,520</b>             |
| 4  | <b>Exceptional Items</b>   | -                           | -                            | -                           | -                        | -                        |
| 5  | <b>Total Profit before Tax</b>   | <b>867</b>                  | <b>563</b>                   | <b>525</b>                  | <b>2,727</b>             | <b>1,520</b>             |
| 6  | <b>Tax Expenses</b>  |                             |                              |                             |                          |                          |
| 7  | Current Tax  | 189                         | 140                          | 130                         | 659                      | 405                      |
| 8  | Deferred Tax   | 8                           |                              | -53                         | 8                        | (53)                     |
| 9  | <b>Total tax expenses</b>  | <b>197</b>                  | <b>140</b>                   | <b>77</b>                   | <b>667</b>               | <b>352</b>               |
| 10 | Net movement in regulatory deferral account balances related to profit or loss and the related deferred tax movement   | -                           | -                            | -                           | -                        | -                        |
| 11 | <b>Net Profit for the period from continuing Operations</b>  | <b>670</b>                  | <b>423</b>                   | <b>448</b>                  | <b>2,060</b>             | <b>1,168</b>             |
| 12 | <b>Profit/(loss) for the period from discontinued Operations before tax</b>  |                             | -                            |                             |                          | -                        |
| 13 | <b>Tax Expenses of discontinued Operations</b>   |                             | -                            |                             |                          | -                        |
| 14 | <b>Net Profit/(Loss) from discontinued Operations after tax</b>  |                             | -                            |                             |                          | -                        |
| 15 | Share of Profit/(Loss) of associates and joint ventures accounted for using equity method                              |                             | -                            |                             |                          | -                        |
| 16 | <b>Total Profit for the period</b>   | <b>670</b>                  | <b>423</b>                   | <b>448</b>                  | <b>2,060</b>             | <b>1,168</b>             |
| 17 | <b>Other comprehensive Income net of taxes</b>   | <b>11</b>                   | <b>31</b>                    | <b>5</b>                    | <b>96</b>                | <b>19</b>                |
| 18 | <b>Total Comprehensive Income for the period</b>   | <b>681</b>                  | <b>454</b>                   | <b>453</b>                  | <b>2,156</b>             | <b>1,187</b>             |
| 19 | <b>Total Profit or Loss, attributable to</b>   |                             | -                            |                             |                          | -                        |
|    | <b>Profit or Loss, attributable to owners of parent</b>  |                             | -                            |                             |                          | -                        |

|      |   |       |       |       |       |       |
|------|---|-------|-------|-------|-------|-------|
| 20   | Total comprehensive Income for the period attributable to   |       |       |       |       |       |
|      | Comprehensive Income for the period attributable to owners of parent                                | 681   | 454   | 453   | 2,156 | 1,187 |
|      | Total Comprehensive Income for the period attributable to owners of parent non controlling Interest | -     | -     | -     | -     | -     |
| 21   | <b>DETAILS OF EQUITY SHARE CAPITAL</b>  |       |       |       |       |       |
|      | Paid-up Equity Share capital (in Lakhs)   | 1,059 | 1,059 | 1,059 | 1,059 | 1,059 |
|      | Face Value  | 5     | 5     | 5     | 5     | 5     |
| 22   | Details of debt securities  |       |       | 0     |       |       |
| 23   | Reserve excluding revaluation Reserves  | 6,332 | 6,332 | 5,250 | 6,332 | 5,250 |
| 24   | <b>EARNING PER SHARE</b>  |       |       |       |       |       |
| (i)  | Earning per equity share for continuing operations  |       |       |       |       |       |
|      | Basic earnings (loss) per share from continuing Operations  | 3.2   | 2.02  | 2.14  | 9.83  | 5.58  |
|      | Diluted earnings (loss) per share from continuing Operations  | 3.2   | 2.02  | 2.14  | 9.83  | 5.58  |
| (ii) | Earnings per equity share for discontinued operations   |       |       |       |       |       |
|      | Basic earnings (loss) per share from discontinued Operations  |       | -     |       |       | -     |
|      | Diluted earnings (loss) per share from discontinued Operations                                      |       | -     |       |       | -     |
| 25   | Earning per equity share  |       |       |       |       |       |
|      | Basic earnings (loss) per share from continuing and discontinued Operations                         | 3.2   | 2.02  | 2.14  | 9.83  | 5.58  |
|      | Diluted earnings (loss) per share from continuing and discontinued Operations                       | 3.2   | 2.02  | 2.14  | 9.83  | 5.58  |
| 26   | Debt Equity Ratio   | 0.16  | 0.13  | 0.45  | 0.16  | 0.45  |
| 27   | Debt Service coverage Ratio (DSCR)  | 9.72  | 2.81  | 3.63  | 4.36  | 3.41  |
| 28   | Interest Service Coverage Ratio (ISCR)  | 28.09 | 15.82 | 21.19 | 14.37 | 6.57  |
| 29   | Disclosure of noted on financial results  |       |       |       |       |       |

**Notes :**

- This Statement has been reviewed by the Audit Committee and approved by the Board of Directors at their Meeting held on 17th May,2024
- This Statement has been prepared in accordance with the Companies (Indian Accounting Standards) Rules,2015 (Ind AS) prescribed under Section of the Companies Act,2013 and other recognised accounting practices and policies to the extent applicable.
- The Board has recommended payment of Dividend @ 0.75 per equity share. Payment of dividend is subject to approval of shareholders in the Thirty Second Annual General Meeting.
- The Company is mainly engaged in manufacturing and sale of Flexible PVC Flooring, Film and Sheets. Hence the Operations of the company are considered as a single business product. Segment reporting is not applicable.
- Figures for the previous period have been regrouped/re-classified to conform to the figures of the current period.

For PREMIER POLYFILM LTD.



Amtaabh Goenka  
Managing Director & CEO  
DIN 00061027

Place : New Delhi  
Date 17-05-2024

**PREMIER POLYFILM LTD.**

**STATEMENT OF AUDITED ASSETS AND LIABILITIES AS AT 31ST MARCH, 2024**

(Figures Rupees In Lakhs)

| PARTICULARS  | Year Ended<br>31/03/2024 | Year ended<br>31/03/2023 |
|--|--------------------------|--------------------------|
|  | Audited                  | Audited                  |
| (Refer Notes Below)  |                          |                          |
| <b>ASSETS</b>  |                          |                          |
| <b>NON CURRENT ASSETS</b>  |                          |                          |
| Property, Plant and equipment  | 5,201                    | 5,335                    |
| Capital work - in -progress  | -                        | 120                      |
| Investment Property  | -                        | -                        |
| Goodwill   | -                        | -                        |
| Other intangible assets  | -                        | -                        |
| Intangible assets under development  | -                        | -                        |
| Biological assets other than bearer plants                                 | -                        | -                        |
| Investments accounted for using equity method                              | -                        | -                        |
| <b>NON CURRENT FINANCIAL ASSETS</b>  | 5,201                    | 5,455                    |
| Non - current Investments  | 871                      | 435                      |
| Trade receivables, non current   | -                        | -                        |
| Loans, non current   | -                        | -                        |
| Other non -current financial assets  | 226                      | 148                      |
| <b>TOTAL NON CURRENT FINANCIAL ASSETS</b>                                  | 1,097                    | 583                      |
| Deferred tax assets (net)  | 121                      | 109                      |
| Other non -current assets  | 31                       | 33                       |
| <b>TOTAL NON CURRENT ASSETS</b>  | 6,450                    | 6,180                    |
| <b>CURRENT ASSETS</b>  |                          |                          |
| Inventories  | 2,024                    | 2,922                    |
| <b>CURRENT FINANCIAL ASSETS</b>  | -                        | -                        |
| Current investments  | -                        | -                        |
| Trade receivables current  | 3,529                    | 3,238                    |
| Cash and cash equivalents  | 479                      | 476                      |
| Bank balance other than cash and cash equivalents                          | -                        | -                        |
| Loans Current  | -                        | -                        |
| Other current financial assets   | 306                      | 389                      |
| <b>TOTAL CURRENT FINANCIAL ASSETS</b>                                      | 4,314                    | 4,103                    |
| Current tax assets (net)   | -                        | 21                       |
| Other current assets   | 525                      | 559                      |
| <b>TOTAL CURRENT ASSETS</b>  | 6,863                    | 7,605                    |
| Non Current assets classified as held for sale                             | -                        | -                        |
| Regulatory deferral account debit balances and related deferred tax assets | -                        | -                        |
| <b>TOTAL ASSETS</b>  | 13,313                   | 13,785                   |
| <b>EQUITY AND LIABILITIES</b>  |                          |                          |
| Equity   |                          | -                        |
| <b>EQUITY ATTRIBUTABLE TO OWNERS OF PARENT</b>                             |                          | -                        |
| Equity Share Capital   | 1,059                    | 1,059                    |
| Other Equity   | 8,384                    | 6,332                    |
| <b>TOTAL EQUITY ATTRIBUTABLE TO OWNERS OF PARENT</b>                       |                          | -                        |
| Non controlling Interest   |                          | -                        |
| <b>TOTAL EQUITY</b>  | 9,443                    | 7,391                    |
| <b>LIABILITIES</b>   |                          |                          |

*Handwritten signature*

|   |               |               |
|---|---------------|---------------|
| <b>NON-CURRENT LIABILITIES</b>  |               |               |
| <b>NON-CURRENT FINANCIAL LIABILITIES</b>  | <b>599</b>    | <b>1,004</b>  |
| Borrowings, non current   |               | -             |
| Trade payable non current   |               | -             |
| Other Non current financial liabilities   |               | -             |
| <b>TOTAL NON CURRENT FINANCIAL LIABILITIES</b>  | <b>599</b>    | <b>1,004</b>  |
| Provisions Non current  | 404           | 353           |
| Deferred Tax liabilities (net)  | 102           | 82            |
| Deferred government grants non current  |               | -             |
| Other non current liabilities   |               | -             |
| <b>TOTAL NON CURRENT LIABILITIES</b>  | <b>1,105</b>  | <b>1,439</b>  |
| <b>CURRENT LIABILITIES</b>  |               |               |
| <b>CURRENT FINANCIAL LIABILITIES</b>  |               |               |
| Borrowings ,current   |               | -             |
| Trade payable, current  | 1,040         | 1,881         |
| Other current financial liabilities   | 1,368         | 2,776         |
| <b>TOTAL CURRENT FINANCIAL LIABILITIES</b>  | <b>2,408</b>  | <b>4,657</b>  |
| Other current liabilities   | 217           | 240           |
| Provisions, current   | 52            | 58            |
| Current tax liabilities (Net)   | 88            | -             |
| Deferred government grants, current   | -             | -             |
| <b>TOTAL CURRENT LIABILITIES</b>  | <b>2,765</b>  | <b>4,955</b>  |
| Liabilities directly associated with assets in disposal group classified as held for sale |               |               |
| Regulatory deferral account credit balances and related deferred tax liability            |               |               |
| <b>TOTAL LIABILITIES</b>  | <b>3,870</b>  | <b>6,394</b>  |
| <b>TOTAL EQUITY AND LIABILITIES</b>   | <b>13,313</b> | <b>13,785</b> |
| Disclosure of notes on assets and liabilities   |               |               |

For PREMIER POLYFILM LTD.



**Amitaabh Goenka**  
**Managing Director & CEO**  
**DIN : 00061027**

**Place : New Delhi**  
**Date : 17/05/2024**

PREMIER POLYFILM LTD.

AUDITED CASH FLOW STATEMENT FOR THE YEAR ENDED 31ST MARCH,2024

(Figures : Rupees in Lakhs)

|  | DESCRIPTION   | Year ended 31st | Year ended 31st |
|--|---|-----------------|-----------------|
|  |   | March,2024      | March,2023      |
|  |   | Audited         | Audited         |
| <b>Statement of cash flows</b>                       |   |                 |                 |
| Whether cash flow statement is applicable on company |   |                 |                 |
| <b>Cash flows from used in operating activities</b>  |   |                 |                 |
|  | Profit before tax   | 2727            | 1,520           |
| <b>Adjustments for reconcile profit (loss)</b>       |   |                 |                 |
|  | Adjustments for finance costs   | 162             | 211             |
|  | Adjustments for decrease (increase) in inventories  | 898             | 425             |
|  | Adjustments for decrease (increase) in trade receivables, current   | -291            | (947)           |
|  | Adjustments for decrease (increase) in trade receivables, non-current   |                 |                 |
|  | Adjustments for decrease (increase) in other current assets   | 26              | 24              |
|  | Adjustments for decrease (increase) in other non-current assets   |                 | -               |
|  | Adjustments for other financial assets, non-current   |                 | -               |
|  | Adjustments for other financial assets, current   |                 | -               |
|  | Adjustments for other bank balances   |                 | -               |
|  | Adjustments for increase (decrease) in trade payables, current  | -764            | 26              |
|  | Adjustments for increase (decrease) in trade payables, non-current  |                 | -               |
|  | Adjustments for increase (decrease) in other current liabilities  |                 | -               |
|  | Adjustments for increase (decrease) in other non-current liabilities  |                 | -               |
|  | Adjustments for depreciation and amortisation expense   | 516             | 493             |
|  | Adjustments for impairment loss reversal of impairment loss recognised in profit or loss                            |                 | -               |
|  | Adjustments for provisions, current   |                 | -               |
|  | Adjustments for provisions, non-current   |                 | -               |
|  | Adjustments for other financial liabilities, current  |                 | -               |
|  | Adjustments for other financial liabilities, non-current  |                 | -               |
|  | Adjustments for unrealised foreign exchange losses gains  |                 | -               |
|  | Adjustments for dividend income   |                 | -               |
|  | Adjustments for interest income   | -51             | (36)            |
|  | Adjustments for share-based payments  |                 | -               |
|  | Adjustments for fair value losses (gains)   |                 | -               |
|  | Adjustments for undistributed profits of associates   |                 | -               |
|  | Other adjustments for which cash effects are investing or financing cash flow                                       |                 | -               |
|  | Other adjustments to reconcile profit (loss)  | 3               | -               |
|  | Other adjustments for non-cash items  |                 | -               |
|  | Share of profit and loss from partnership firm or association of persons or limited liability partnerships          |                 | -               |
|  | <b>Total adjustments for reconcile profit (loss)</b>  | <b>499</b>      | <b>196</b>      |
|  | <b>Net cash flows from (used in) operations</b>   | <b>3,226</b>    | <b>1,716</b>    |
|  | Dividends received  |                 | -               |
|  | Interest paid   |                 | -               |
|  | Interest received   |                 | -               |
|  | Income taxes paid (refund)  | 535             | 472             |
|  | Other inflows (outflows) of cash  |                 |                 |
| A  | <b>Net cash flows from (used in) operating activities</b>   | <b>2,691</b>    | <b>1,244</b>    |
| <b>Cash flows from used in investing activities</b>  |   |                 |                 |
|  | Cash flows from losing control of subsidiaries or other businesses  |                 |                 |
|  | Cash flows used in obtaining control of subsidiaries or other businesses  |                 |                 |
|  | Other cash receipts from sales of equity or debt instruments of other entities                                      |                 |                 |
|  | Other cash payments to acquire equity or debt instruments of other entities   |                 |                 |
|  | Other cash receipts from sales of interests in joint ventures   |                 |                 |
|  | Other cash payments to acquire interests in joint ventures  |                 |                 |
|  | Cash receipts from share of profits of partnership firm or association of persons or limited liability partnerships |                 |                 |
|  | Cash payment for investment in partnership firm or association of persons or limited liability partnerships         |                 |                 |
|  | Proceeds from sales of property, plant and equipment  | 11              | 18              |
|  | Purchase of property, plant and equipment   | 270             | 1,756           |
|  | Proceeds from sales of investment property  |                 | -               |

*Handwritten signature*

|          |  |              |                |
|----------|--|--------------|----------------|
|          | Purchase of investment property  |              | -              |
|          | Proceeds from sales of intangible assets   |              | -              |
|          | Purchase of intangible assets  |              | -              |
|          | Proceeds from sales of intangible assets under development   |              | -              |
|          | Purchase of intangible assets under development  |              | -              |
|          | Proceeds from sales of goodwill  |              | -              |
|          | Purchase of goodwill   |              | -              |
|          | Proceeds from biological assets other than bearer plants   |              | -              |
|          | Purchase of biological assets other than bearer plants   |              | -              |
|          | Proceeds from government grants  |              | -              |
|          | Proceeds from sales of other long-term assets  |              | -              |
|          | Purchase of other long-term assets   |              | -              |
|          | Cash advances and loans made to other parties  |              | -              |
|          | Cash receipts from repayment of advances and loans made to other parties                           |              | -              |
|          | Cash payments for future contracts, forward contracts, option contracts and swap contracts         |              | -              |
|          | Cash receipts from future contracts, forward contracts, option contracts and swap contracts        |              | -              |
|          | Dividends received   |              | -              |
|          | Interest received  | 39           | 29             |
|          | Income taxes paid (refund)   |              | -              |
|          | Other inflows (outflows) of cash   | -343         | (1)            |
| <b>B</b> | <b>Net cash flows from (used in) investing activities</b>  | <b>(563)</b> | <b>(1,710)</b> |
|          | <b>Cash flows from used in financing activities</b>  |              |                |
|          | Proceeds from changes in ownership interests in subsidiaries                                       |              |                |
|          | Payments from changes in ownership interests in subsidiaries                                       |              |                |
|          | Proceeds from issuing shares   |              |                |
|          | Proceeds from issuing other equity instruments   |              |                |
|          | Payments to acquire or redeem entity's shares  |              |                |
|          | Payments of other equity instruments   |              |                |
|          | Proceeds from exercise of stock options  |              |                |
|          | Proceeds from issuing debentures notes bonds etc   |              |                |
|          | Proceeds from borrowings   | 1280         | 2,147          |
|          | Repayments of borrowings   | 2000         | 1,676          |
|          | Payments of finance lease liabilities  |              |                |
|          | Payments of lease liabilities  |              |                |
|          | Dividends paid   | 104          | 105            |
|          | Interest paid  | 162          | 211            |
|          | Income taxes paid (refund)   |              |                |
|          | Other inflows (outflows) of cash   |              |                |
| <b>C</b> | <b>Net cash flows from (used in) financing activities</b>  | <b>(986)</b> | <b>155</b>     |
|          | <b>Net increase (decrease) in cash and cash equivalents before effect of exchange rate changes</b> | <b>1,142</b> | <b>(311)</b>   |
|          | <b>Effect of exchange rate changes on cash and cash equivalents</b>                                |              |                |
|          | Effect of exchange rate changes on cash and cash equivalents                                       |              |                |
|          | <b>Net increase (decrease) in cash and cash equivalents</b>  |              |                |
|          | Cash and cash equivalents cash flow statement at beginning of period                               | (1,241)      | (930)          |
|          | <b>Cash and cash equivalents cash flow statement at end of period</b>                              | <b>(99)</b>  | <b>(1,241)</b> |

For PREMIER POLYFILM LTD.



**Amitaabh Goenka**  
**Managing Director & CEO**  
**DIN : 00061027**

**Place : New Delhi**  
**Date : 17/05/2024**



**Independent Auditors' Report on the Quarterly and Annual Audited Standalone Financial Results of the Company Pursuant to Regulation 33 of the SEBI (Listing Obligations and Disclosure Requirements) Regulations, 2015, as amended.**

**To the Board of Directors of Premier Polyfilm Limited**

**Opinion**

We have audited the accompanying statement of quarterly and annual standalone financial results of **Premier Polyfilm Limited** (the "Company") for the quarter ended March 31, 2024 and for the year ended March 31, 2024 ("the Statement"), attached herewith, being submitted by the Company pursuant to the requirement of Regulation 33 of the SEBI (Listing Obligations and Disclosure Requirements) Regulations, 2015, as amended (the "Listing Regulations").

In our opinion and to the best of our information and according to the explanations given to us, the Statement:


- is presented in accordance with the requirements of Regulation 33 of the Listing Regulations; and
- gives a true and fair view in conformity with the recognition and measurement principles laid down in the Indian Accounting Standards ("Ind AS") and other accounting principles generally accepted in India of the net profit and total comprehensive income and other financial information of the Company for the quarter and year then ended March 31, 2024.

**Basis for Opinion**

We conducted our audit in accordance with the Standards on Auditing specified under section 143(10) of the Act. Our responsibilities under those standards are further described in the Auditor's Responsibilities for the Audit of the Statement section of our report. We are independent of the Company in accordance with the Code of Ethics issued by the Institute of Chartered Accountants of India ('the ICAI') together with the ethical requirements that are relevant to our audit of the financial results under the provisions of the Act and the rules thereunder, and we have fulfilled our other ethical responsibilities in accordance with these requirements and the Code of Ethics. We believe that the audit evidence obtained by us, is sufficient and appropriate to provide a basis for our opinion.

**Management's Responsibilities for the Standalone Financial Results**

This Statement, which includes the Standalone financial results is the responsibility of the Company's Board of Directors, and has been approved by them for the issuance. The Statement has been compiled from the related audited standalone financial statements for the three months and year ended March 31, 2024. This responsibility includes preparation and presentation of the Standalone Financial Results for the quarter and year ended March 31, 2024 that give a true and fair view of the net profit and other comprehensive income and other financial information in accordance with the recognition and measurement principles laid down in Ind AS, prescribed under Section 133 of the Act, read with relevant rules issued thereunder and other accounting principles generally accepted in India and in compliance with Regulation 33 of the Listing Regulations. This responsibility also includes maintenance of adequate accounting records in accordance with the provisions of the Act for safeguarding the assets of the Company and for







preventing and detecting frauds and other irregularities; selection and application of appropriate accounting policies; making judgments and estimates that are reasonable and prudent; and the design, implementation and maintenance of adequate internal financial controls that were operating effectively for ensuring the accuracy and completeness of the accounting records, relevant to the preparation and presentation of the Standalone Financial Results that give a true and fair view and is free from material misstatement, whether due to fraud or error.

In preparing the Statement, the Board of Directors is responsible for assessing the Company's ability to continue as a going concern, disclosing, as applicable, matters related to going concern, and using the going concern basis of accounting unless the Board of Directors either intends to liquidate the Company or to cease operations, or has no realistic alternative but to do so.

The Board of Directors is also responsible for overseeing the financial reporting process of the Company.

### **Auditor's Responsibilities for the Audit of the Statement**

Our objectives are to obtain reasonable assurance about whether the Statement as a whole is free from material misstatement, whether due to fraud or error, and to issue an auditor's report that includes our opinion. Reasonable assurance is a high level of assurance, but is not a guarantee that an audit conducted in accordance with SAs will always detect a material misstatement when it exists. Misstatements can arise from fraud or error and are considered material if, individually or in the aggregate, they could reasonably be expected to influence the economic decisions of users taken on the basis of this Statement.

As part of an audit in accordance with SAs, we exercise professional judgment and maintain professional skepticism throughout the audit. We also:

- Identify and assess the risks of material misstatement of the Statement, whether due to fraud or error, design and perform audit procedures responsive to those risks, and obtain audit evidence that is sufficient and appropriate to provide a basis for our opinion. The risk of not detecting a material misstatement resulting from fraud is higher than for one resulting from error, as fraud may involve collusion, forgery, intentional omissions, misrepresentations, or the override of internal control.
- Obtain an understanding of internal control relevant to the audit in order to design audit procedures that are appropriate in the circumstances. Under section 143(3) (i) of the Act, we are also responsible for expressing our opinion on whether the Company has in place an adequate internal financial controls with reference to financial statements and the operating effectiveness of such controls.
- Evaluate the appropriateness of accounting policies used and the reasonableness of accounting estimates and related disclosures made by the Management and Board of Directors.
- Conclude on the appropriateness of the Board of Directors use of the going concern basis of accounting and, based on the audit evidence obtained, whether a material uncertainty exists related to events or conditions that may cast significant doubt on the Company's ability to continue as a going concern. If we conclude that a material uncertainty exists, we are required to draw attention in our auditor's report to the related disclosures in the Statement or, if such disclosures are inadequate, to modify our opinion. Our conclusions





are based on the audit evidence obtained up to the date of our auditor's report. However, future events or conditions may cause the Company to cease to continue as a going concern.

- Evaluate the overall presentation, structure and content of the Statement, including the disclosures, and whether the Statement represents the underlying transactions and events in a manner that achieves fair presentation.

We communicate with those charged with governance regarding, among other matters, the planned scope and timing of the audit and significant audit findings, including any significant deficiencies in internal control that we identify during our audit.

We also provide those charged with governance with a statement that we have complied with relevant ethical requirements regarding independence, and to communicate with them all relationships and other matters that may reasonably be thought to bear on our independence, and where applicable, related safeguards.

#### Other Matters

The Statement includes the financial results for the quarter ended 31 March 2024, being the balancing figures between the audited figures in respect of the full financial year and the published year to date figures up to the third quarter of the current financial year which were subject to limited review by us. Our report on the Statement is not modified in respect of this matter.


For MARS & Associates  
Chartered Accountants  
FRN 010484N  
New Delhi  
CA. Vipul Kumar Gupta  
Partner

M.No. 522310

UDIN: 24522310BKEDWL9615

Dated: May 17, 2024

Place: New Delhi



# PREMIER POLYFILM LTD

MNFRS: VINYL FLOORING, PVC SHEETING, PVC GEOMEMBRANES, PVC ARTIFICIAL LEATHER  
Off. & Fact. : 40/1A, SITE IV, INDUSTRIAL AREA, SAHIBABAD, GHAZIABAD (U.P.) INDIA  
Tel. : 0120-3364569, 2896986/87, FAX : +91-1166173349  
E-mail : premierpoly@premierpoly.com Website : www.electromat.in

PPL/SECT/2024-2025

Date:17/05/2024

To,  
BSE LIMITED

NATIONAL STOCK EXCHANGE OF INDIA LTD

**SUBJECT : DECLARATION UNDER REGULATION 33(3)(D) READ WITH REGULATION 52(3) OF THE SEBI (LISTING OBLIGATION AND DISCLOSURE REQUIREMENTS) REGULATIONS, 2015**

**SCRIP CODE : NSE : PREMIERPOL  
BSE : 514354**

Dear Sir/Madam,

We hereby submit the following declaration regarding unmodified Auditors Report on the Standalone Audited Financial Results for the year 31<sup>st</sup> March, 2024 as audited by the Statutory Auditors of the Company.

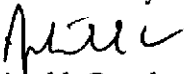
## DECLARATION

Pursuant to SEBI (Listing Obligation and Disclosure Requirements) Regulations, 2015 and amendments made therein vide SEBI Notification No. SEBI/LAD-NRO/GN/2016-17/001 dated 25<sup>th</sup> May, 2016 and the Master Circular No. SEBI/HO/CFD/PoD2/CIR/P/2023/120 dated 1 July, 2023, We, the undersigned do hereby declare that in the Audit Report, accompanying the Annual Standalone Audited Financial Statements of the Company for the financial year ended 31<sup>st</sup> March, 2024, the Statutory Auditors of the Company, M A R S & Associates, Chartered Accountants (Firm Registration Number : 010484N)), has **not expressed any Modified Opinion(s)/ Audit Qualification(s) / or other Reservation(s)** and accordingly the statement on impact of audit qualifications is not required to be given.

Kindly take the same on record and acknowledge the receipt.

Thanking you,

Yours faithfully,  
For Premier Polyfilm Ltd.

  
Amitaabh Goenka  
Managing Director & CEO

  
Paribesh Mishra  
Chief Financial Officer

REGD. OFFICE : 305 III<sup>rd</sup> FLOOR ELITE HOUSE 36, COMMUNITY CENTER KAILASH COLONY EXTN., (ZAMROODPUR) NEW DELHI-110048  
(CIN) L25209DL1992PLC049590

