

Date: 11.11.2022

To The Listing Manager Listing Department, The Bombay Stock Exchange Limited , Phiroze Jeejeebhoy Towers, Dalal Street, Mumbai-400001.	To The Listing Manager, Listing Department, The Metropolitan Stock Exchange of India Limited , Vibgyor Towers, 4th floor, Plot No C 62, G - Block, Opp. Trident Hotel, Bandra Kurla Complex, Bandra (E), Mumbai – 400 098, India. Telephone : +91 22 6112 9000, Fax : +91 22 2654 4000
--	--

Sub: Un-Audited Financial results For the Quarter and Half year ended 30.09.2022 & Limited Review Report

Ref: Scrip Code: 511658 (NETTLINX)

Dear Sir,

With reference to the above cited subject, Pursuant to Regulation 33 of Securities and Exchange Board of India (Listing Obligations and Disclosure Requirements) Regulations, 2015, we are enclosing herewith statement containing standalone and consolidated Un-Audited Financial Results for the Quarter and half year Ended 30th September, 2022 which have been reviewed by the Audit Committee at its meeting held on 11th November, 2022 at 03.00 P.M. and Approved by the Board of Directors of the company at its meeting held on 11th November, 2022 at the registered office of the company, Hyderabad along with Limited review Report.

Please take the same on record and acknowledge.

Thanking you,

Yours Sincerely,

For M/s.Nettlinx Limited

Manohar Reddy Loka
Managing Director
DIN: 00140229




INDEPENDENT AUDITORS' REPORT ON REVIEW OF INTERIM STANDALONE FINANCIAL RESULTS.

To

The Board of Directors of Nettlinx Limited

1. We have reviewed the accompanying statement or unaudited Standalone Financial results of the NETTLINX LIMITED ("the Company") for the Quarter and half year ended September, 2022 ("the statement") attached herewith, being submitted by the company pursuant to the requirements of Regulation 33 of SEBI [Listing obligations and Disclosure Requirements] Regulations, 2015 read with SEBI Circular No.CIR/CFD/CMD1/44/2019 dated March 29, 2019. The results included in the statement are the responsibility of Company's management and has been approved by the Board of Directors.
2. The Preparation of Statement in accordance with the recognition and measurement principles laid down in Indian Accounting Standard 34, Interim Financial Reporting ("IND AS 34"), prescribed under section 133 of the companies Act, 2013 read with Rule 3 of Companies (Indian Accounting Standards) Rules, 2015 and SEBI Circular No. CIR/CPD/CMD1/44/2019 dated March 29, 2019 is the Responsibility of the company's management and has been approved by the Board of Directors of the Company. Our responsibility is to express a conclusion on the Statement based on our review.
3. We conducted our review of the statement in accordance with the standard on Review Engagements (SRE) 2410 "Review of Interim Financial Information Performed by the Independent Auditor of the Entity", issued by the Institute of Chartered Accountants of India. This standard requires that we plan and perform the review to obtain moderate assurance as to whether the statement is free of material misstatement, A review is limited primarily to inquiries of company personnel and analytical procedures applied to financial data and thus provides less assurance than an audit. We have not performed an audit, and accordingly, we do not express an audit opinion
4. Based on our review conducted as above, nothing has come to our attention that causes us to believe that the accompanying statement of unaudited financial results prepared in accordance with applicable accounting standards and other recognized accounting practices and policies has not disclosed the information required to be disclosed in terms of Regulation 33 of the SEBI (Listing Obligations and Disclosure Requirements) Regulations, 2015 including the manner in which it is to be disclosed, or that it contains any material misstatements subject to the matters mentioned in the Emphasis of Matter paragraph.



niranjan & narayan

Chartered Accountants

FRN : 005899S

GSTIN : 36AACFN0604K1ZJ

first floor, h.no: 7-1-28/1/a/21

shyamkaran road, ameerpeta

hyderabad - 500 016

tel : 29806074, cell : 9490189487

email : caniranjan@yahoo.com

www.nncas.com

5. Emphasis of Matter:

Our conclusion is not modified in respect of the above matters.



Place: Hyderabad

Date : 11-Nov-2022

For NIRANJAN & NARAYAN

Chartered Accountants

Firm Registration No.005899S

A handwritten signature in blue ink, appearing to read "P. Venumadhava Rao".

P.VENUMADHAVA RAO

Partner

Mem.No.202785

UDIN: 22202785BCUDOD8301

PART I Statement of Unaudited Financial Results for the Quarter and Half year ended 30th September 2022

All amounts in Indian Rupees Lakhs, except share data

Sl.No.	Particulars (Refer Notes below)	Standalone					
		Quarter Ended			Half Year Ended		Year Ended
		30-Sep-22 (Unaudited)	30-Jun-22 (Unaudited)	30-Sep-21 (Unaudited)	30-Sep-22 (Unaudited)	30-Sep-21 (Unaudited)	31-Mar-22 Audited
1	Income from operations	238.55	199.82	249.89	438.37	493.35	970.96
2	Other income	0.51	0.71	2.54	1.22	4.15	8.93
3	Total Income (1+2)	239.06	200.53	252.43	439.60	497.50	979.89
4	EXPENSES						
	Cost of Access Charges,License Fees and Network Equipment	58.13	67.22	74.53	125.35	142.99	282.05
	Employee benefits expense	43.77	42.66	42.79	86.44	83.90	191.19
	Finance costs	24.47	26.60	30.51	51.07	65.71	114.22
	Depreciation and amortization expense	22.95	22.87	19.97	45.82	42.65	88.14
	Administrative and Other expenses	37.74	32.67	39.70	70.42	78.50	168.21
	Total expenses (4)	187.07	192.03	207.50	379.10	413.76	843.80
5	Profit/(loss) before exceptional items and tax (3-4)	51.99	8.50	44.93	60.50	83.75	136.09
6	Exceptional Items	-	-	-	-	-	-
7	Profit/ (loss) after exceptions items and tax(5-6)	51.99	8.50	44.93	60.50	83.75	136.09
8	Tax expense						
	(1) Current tax	14.38	2.09	12.50	16.47	23.30	37.67
	(2) Prior Period Taxes	0.07	-	-	0.07	-	(3.39)
	(3) Deferred tax	0.18	0.09	(1.69)	0.27	(3.68)	(4.42)
	Total tax	14.63	2.18	10.81	16.81	19.62	29.86
9	Profit (Loss) for the period from continuing operations (7-8)	37.36	6.33	34.11	43.69	64.13	106.23
10	Extra ordinary Items (net of tax)						
11	Profit/(loss) for the period (9+10)	37.36	6.33	34.11	43.69	64.13	106.23
12	Other comprehensive income (net of tax)						
	Items that will not be reclassified to profit & loss						
	Actuarial gains/(losses) on post- employment benefit obligations						2.18
	Net (loss)/ gain on Fair Value Through OCI (FVTOCI) equity securities						2.75
	Income Tax on items that will not be reclassified to profit or loss						(1.37)
	Total Items that will not be reclassified to profit or loss						3.56
13	Total Comprehensive Income for the period (11+12)	37.36	6.33	34.11	43.69	64.13	109.79
14	Minority Interest*						
15	Net Profit / (Loss) after taxes, minority interest	37.36	6.33	34.11	43.69	64.13	109.79
16	Paid-up equity share capital (Face Value of Rs.10/-each)	1,146.33	1,146.33	1,146.33	1,146.33	1,146.33	1,146.33
	Earnings per share (before extraordinary items) (Face value of Rs.10/-each) (not annualized)						
	a) Basic (in Rs.)	0.33	0.06	0.30	0.38	0.56	0.93
	b) Diluted (in Rs.)	0.33	0.06	0.30	0.38	0.56	0.93
	Earnings per share (after extraordinary items) (Face value of Rs.10/-each) (not annualized)						
	a) Basic (in Rs.)	0.33	0.06	0.30	0.38	0.56	0.93
	b) Diluted (in Rs.)	0.33	0.06	0.30	0.38	0.56	0.93

By order of the Board

For NETTLINX LIMITED

Dr.Manohar Loka Reddy
Managing Director
DIN:00140229Date : 11-Nov-2022
Place: Hyderabad

NETTLINX LIMITED(Scrip Code: BSE-NETTLINX | 511658 |)

Registered office: 5-9-22,3rd Floor, My Home Sarovar Plaza, Secretariat Road, Saifabad, Hyderabad - 500 063 Tetangana State. India


CIN: L67120TG1994PLC016930

Tel :+91-40-23232200 | Fax. +91-40-23231610, URL : www.nettlinx.com, E-mail:info@nettlinx.org

STANDALONE STATEMENT OF ASSETS AND LIABILITIES AS ON SEPTEMBER 30,2022

Amount in (Rs. Lakhs)

Particulars	As at Sept 30, 2022	As at March 31, 2022	As at Sept 30, 2021
A. ASSETS			
Non-current assets			
(a) Property, plant and equipment	681.51	697.45	560.65
(b) Capital work-in-progress			-
(c) Right to use Assets	44.31	53.17	62.03
(d) Other intangible assets	4.64	5.13	5.62
(e) Financial assets			-
(i) Investments	3,474.27	3,474.27	3,471.51
(ii) Other financial assets	0.18	11.18	11.17
Total non-current assets	4,204.91	4,241.20	4,110.98
Current assets			
(a) Financial assets			
(i) Trade receivables	137.68	152.82	166.66
(ii) Cash and cash equivalents	36.82	50.38	88.73
(iii) Loans	-	-	-
(iv) Other financial assets	10.77	11.11	11.83
(b) Other current assets	376.70	376.78	395.39
Total current assets	561.96	591.09	662.60
Total Assets	4,766.87	4,832.30	4,773.59
A. EQUITY AND LIABILITIES			
Equity			
(a) Equity share capital	1,146.33	1,146.33	1,146.33
(b) Other equity	2,325.29	2,281.60	2,235.94
Total equity	3,471.62	3,427.93	3,382.27
Liabilities			
Non-current liabilities			
(a) Financial liabilities	929.12	996.57	1,125.07
(i) Borrowings	47.72	57.22	65.44
(b) Provisions	9.06	9.06	9.77
(c) Deferred tax liabilities (net)	6.07	5.81	5.17
Total non-current liabilities	991.98	1,068.65	1,205.45
Current liabilities			
(a) Financial liabilities			
(i) Borrowings	156.30	179.30	-
(ii) Trade payables	-	-	-
- Total outstanding dues of micro enterprises and small enterprises	-	-	-
- Total outstanding dues of creditors other than micro enterprises and small enterprises	41.80	21.94	15.16
(iii) Other financial liabilities	52.47	36.62	40.30
(b) Other current liabilities	35.78	59.72	81.96
(c) Provisions	0.47	0.47	-
(d) Current tax liabilities (net)	16.47	37.67	48.45
Total current liabilities	303.28	335.71	185.87
Total Equity and Liabilities	4,766.87	4,832.30	4,773.59



For NETTLINX LIMITED

Dr.Manohar Loka Reddy

Managing Director

DIN:00140229

Date : 11-11-2022

Place: Hyderabad

NETTLINX LIMITED

5-9-22,3rd floor,My Home Sarovar Plaza,Secretriad Road,Saifabad,Hyderabad,Pin-500063

CIN: L67120TG1994PLC016930

| Tel :+91-40-23232200 | Fax. +91-40-23231610, URL : www.nettlinx.com, E-mail:info@nettlinx.org

Standalone cash flow statement for the Half year ended 30th September, 2022

		Amount in (Rs. Lakhs)		
	PARTICULARS	For Half Year Ended 30/09/2022	For Year Ended 31/03/2022	For Half Year Ended 30/09/2021
A	CASH FLOW FROM OPERATING ACTIVITIES			
	Net profit /Loss before tax and extra-ordinary items	60.50	136.09	83.75
	Adjustments For :	-	-	-
	Depreciation	45.82	88.14	42.65
	(Profit)/loss on sale of property, plant and equipment, vehicles (net)	48.21	106.85	-
	Finance costs	(0.21)	(3.28)	62.02
	Interest - Income	-	-	(0.50)
	Operating Profit /Loss Before working Capital Charges	154.32	327.80	187.92
	Adjustments For :			
	(increase)/ Decrease in Trade receivables	15.14	(2.59)	(16.43)
	(increase)/ Decrease in Loans and advances	0.35	(0.54)	(1.25)
	(increase)/ Decrease in Other Current Assets	0.08	25.43	6.82
	increase/(Decrease) in Trade payables	19.85	(31.72)	(38.51)
	increase/ (Decrease) in Other Current Liabilities	(29.28)	(55.39)	(159.51)
	Increase/ (Decrease) in Provisions	(0.00)	1.32	(0.61)
	Movements in working capital- Total	6.14	(63.49)	(209.49)
	Cash Flows From Operating Activities	160.46	264.31	(21.57)
	Direct Taxes	16.54	61.76	40.00
	Net Cash Flow from operating Activities	143.92	202.55	(61.57)
B	CASH FLOW FROM INVESTING ACTIVITIES			
	Purchase of Fixed Assets	(23.52)	(199.76)	(26.83)
	Disposal of Fixed Assets	3.00	51.45	51.45
	Decrease/ (Increase) in Investment	-	-	(11.00)
	increase/ Decrease in Other Non-Current Assets	11.00	(11.01)	0.50
	Interest Received	0.21	3.28	-
	Net Cash Flow From Investing Activities	(9.32)	(156.04)	14.13
C	CASH FLOW FROM FINANCING ACTIVITIES			
	increase/ (Decrease) in Non-Current Liabilities	(76.94)	(57.52)	79.20
	increase/ (Decrease) in Short Tem Borrowings	(23.01)	49.26	-
	Finance costs Paid	(48.21)	(106.85)	(62.02)
	Net Cash Flows from Financing Activities	(148.16)	(115.11)	17.18
	Net Increase / Decrease in Cash + Cash equivalents	(13.56)	(68.60)	(30.26)
	Opening Balance	50.38	118.98	118.98
	Closing Balance	36.82	50.38	88.73

For NETTLINX LIMITED



Dr. Manohar Loka Reddy
Managing Director
DIN:00140229

Date : 11-11-2022
Place: Hyderabad

INDEPENDENT AUDITORS' REPORT ON REVIEW OF INTERIM CONSOLIDATED FINANCIAL RESULTS.

To

The Board of Directors of Nettlinx Limited

1. We have reviewed the accompanying statement or unaudited Consolidated Financial results of the NETTLINX LIMITED ("the Parent") and its subsidiaries (the Parent and its subsidiaries together referred to as 'the Group') for the Quarter and half year ended September, 2022 (the statement) attached herewith, being submitted by the company pursuant to the requirements of Regulation 33 of SEBI [Listing obligations and Disclosure Requirements) Regulations, 2015 read with SEBI Circular No.CIR/CFD/CMD1/44/2019 dated March 29,2019. The results included in the statement are the responsibility of Company's management and has been approved by the Board of Directors.
2. The Preparation of Statement in accordance with the recognition and measurement principles laid down in Indian Accounting Standard 34, Interim Financial Reporting ("IND AS 34"), prescribed under section 133 of the companies Act, 2013 read with Rule 3 of Companies (Indian Accounting Standards) Rules, 2015 and SEBI Circular No. CIR/CFD/CMD1/44/2019 dated March 29, 2019 is the Responsibility of the parent company's management and has been approved by the Board of Directors of the Parent Company. Our responsibility is to express a conclusion on the Statement based on our review.
3. We conducted our review of the statement in accordance with the standard on Review Engagements (SRE) 2410 "Review of Interim Financial Information Performed by the Independent Auditor of the Entity", issued by the Institute of Chartered Accountants of India. This standard requires that we plan and perform the review to obtain moderate assurance as to whether the statement is free of material misstatement, A review is limited primarily to inquiries of company personnel and analytical procedures applied to financial data and thus provides less assurance than an audit. We have not performed an audit, and accordingly, we do not express an audit opinion
4. The Statement includes the results of the following entities:
Parent:
(i) Nettlinx Limited



Subsidiaries:

- (i) Nettlinx Realty Private Limited, India (wholly owned subsidiary company)
— No Operating Income during the period
- (ii) Sri Venkateswara Green Power Projects Limited, India (subsidiary company)
— No Operating Income during the period
- (iii) Nettlinx Inc, USA (wholly owned subsidiary company)
- (iv) Sailon SE, Germany (subsidiary company) — No Operations during the period
- (v) Nettlinx Technologies Private Limited.(Subsidiary of Nettlinx Realty Private Limited)

5. Emphasis of Matter:

Our opinion is not modified in respect of these matters.

6. Based on our review conducted as above, nothing has come to our attention that causes us to believe that the accompanying statement of unaudited financial results prepared in accordance with applicable accounting standards and other recognized accounting practices and policies has not disclosed the information required to be disclosed in terms of Regulation 33 of the SEBI (Listing Obligations and Disclosure Requirements) Regulations, 2015 including the manner in which it is to be disclosed, or that it contains any material misstatements subject to the matters mentioned in the Emphasis of Matter paragraph.
7. We did not review the quarterly interim financial information of 4 subsidiaries included in the quarterly consolidated financial results, whose interim financial information reflects total revenue of Rs. 4,00,83,048/- for the Quarter ended September 30, 2022, and total **loss** after tax of Rs. 42,34,793/- for the Quarter ended September 30, 2022 respectively which are certified by the management.



For NIRANJAN & NARAYAN

Chartered Accountants

Firm Registration No.005899S

P.VENUMADHAVA RAO

Partner

Mem.No.202785

UDIN: 22202785BCUFXW3778

Place: Hyderabad

Date : 11-Nov-2022

Part I Consolidated Statement of Unaudited Financial Results for the Quarter and Half year ended 30th September 2022

All amounts in Indian Rupees Lakhs, except share data							
Sl.No.	Particulars (Refer Notes below)	Quarter Ended			Half Year Ended		Year Ended
		30-Sep-22 (Unaudited)	30-Jun-22 (Unaudited)	30-Sep-21 (Unaudited)	30-Sep-22 (Unaudited)	30-Sep-21 (Unaudited)	31-Mar-22 Audited
1	Income from operations	637.46	540.22	1,636.12	1,177.67	2,124.80	3,442.43
2	Other income	2.69	5.13	3.10	7.82	4.99	29.80
3	Total Income (1+2)	640.15	545.34	1,639.22	1,185.49	2,129.79	3,472.24
4	EXPENSES						
	Cost of Access Charges,License Fees and Network Equipment	148.65	70.43	575.44	219.08	657.26	992.24
	Employee benefits expense	260.89	258.00	260.45	518.89	496.32	1,081.53
	Finance costs	24.99	26.88	31.02	51.87	66.36	118.72
	Depreciation and amortization expense	24.87	24.01	22.34	48.88	46.09	95.03
	Administrative and Other expenses	168.88	146.89	321.89	315.77	431.26	864.81
	Total expenses (4)	628.29	526.22	1,211.15	1,154.50	1,697.29	3,152.33
5	Profit/(loss) before exceptional items and tax (3-4)	11.86	19.13	428.07	30.99	432.50	319.91
6	Exceptional items	-	-	-	-	-	-
7	Profit/ (loss) after exceptions items and tax(5-6)	11.86	19.13	428.07	30.99	432.50	319.91
8	Tax expense						
	(1) Current tax	18.71	5.16	73.04	23.87	84.94	71.52
	(2) Prior Period Taxes	(0.13)	-	-	(0.13)	-	(3.39)
	(3) Deferred tax	0.45	0.14	(1.60)	0.60	(3.60)	(4.70)
	Total tax	19.04	5.31	71.43	24.34	81.34	63.43
9	Profit (Loss) for the period from continuing operations (7-8)	(7.18)	13.82	356.63	6.65	351.16	256.48
10	Extra ordinary items (net of tax)	-	-	-	-	-	-
11	Profit/(loss) for the period (9+10)	(7.18)	13.82	356.63	6.65	351.16	256.48
12	Other comprehensive income (net of tax)						
	Items that will not be reclassified to profit & loss						
	Actuarial gains/(losses) on post- employment benefit obligations	-	-	-	-	-	2.18
	Net (loss)/ gain on Fair Value Through OCI (FVTOCI) equity securities	-	-	-	-	-	432.31
	Income Tax on items that will not be reclassified to profit or loss	-	-	-	-	-	(113.06)
	Total items that will not be reclassified to profit or loss	-	-	-	-	-	321.43
13	Total Comprehensive Income for the period (11+12)	(7.18)	13.82	356.63	6.65	351.16	577.91
14	Minority Interest*	(6.24)	(4.63)	(4.92)	(10.87)	(9.30)	(21.79)
	Net Profit / (Loss) after taxes, minority Interest	(0.94)	18.45	361.55	17.51	360.46	599.70
15	Paid-up equity share capital (Face Value of Rs.10/-each)	1,146.33	1,146.33	1,146.33	1,146.33	1,146.33	1,146.33
16	Earnings per share (before extraordinary items) (Face value of Rs.10/-each) (not annualized)						
	a) Basic (in Rs.)	(0.01)	0.16	3.15	0.15	3.14	2.43
	b) Diluted (in Rs.)	(0.01)	0.16	3.15	0.15	3.14	2.43
	Earnings per share (after extraordinary items) (Face value of Rs.10/-each) (not annualized)						
	a) Basic (in Rs.)	(0.01)	0.16	3.15	0.15	3.14	2.43
	b) Diluted (in Rs.)	(0.01)	0.16	3.15	0.15	3.14	2.43


By order of the Board
For NETTLINX LIMITEDDr.Manohar Loka Reddy
Managing Director
DIN:00140229Date : 11-Nov-2022
Place: Hyderabad

CONSOLIDATE STATEMENT OF ASSETS AND LIABILITIES AS ON SEPTEMBER 30,2022

Amount in(Rs.Lakhs)

Particulars	As at Sept 30, 2022	As at March 31, 2022	As at Sept 30, 2021
A. ASSETS			
Non-current assets			
(a) Property, plant and equipment	929.85	947.64	813.55
(b) Capital work-in-progress	1,870.29	1,870.29	1,849.48
(c) Right to use Assets	44.31	53.17	62.03
(d) Goodwill	-	-	-
(e) Other intangible assets	4.64	5.13	5.62
(f) Financial assets	-	-	-
(i) Investments	1,315.54	1,315.54	1,260.95
(ii) Other financial assets	1.08	12.08	12.07
(g) Deferred tax assets (net)	-	-	104.67
(h) Other non-current assets	96.00	75.00	236.96
Total non-current assets	4,261.72	4,278.85	4,345.33
Current assets			
(a) Inventories	275.02	275.02	280.30
(b) Financial assets	-	-	-
(i) Trade receivables	492.75	477.24	630.09
(ii) Cash and cash equivalents	585.88	600.05	674.42
(iii) Other bank balances	14.44	54.44	54.00
(iv) Loans	-	-	-
(v) Other financial assets	12.16	12.91	12.78
(c) Other current assets	851.32	836.09	821.42
Total current assets	2,231.57	2,255.75	2,473.00
Total Assets	6,493.28	6,534.60	6,818.34
A. EQUITY AND LIABILITIES			
Equity			
(a) Equity share capital	1,146.33	1,146.33	1,146.33
(b) Other equity	2,506.37	2,472.77	2,556.48
Equity attributable to owners of the Company	3,652.70	3,619.11	3,702.82
Non-controlling interests	837.59	839.70	810.89
Total equity	4,490.29	4,458.80	4,513.70
Liabilities			
Non-current liabilities			
(a) Financial liabilities			
(i) Borrowings	1,119.17	1,213.20	1,332.50
(ii) Other Financial Liability	47.72	57.22	65.44
(b) Provisions	9.06	9.06	9.77
(c) Trade Payble	-	-	-
(d) Deferred tax liabilities (net)	7.97	7.37	-
(e) Other non current liabilities	-	-	-
Total non-current liabilities	1,183.93	1,286.85	1,407.71
Current liabilities			
(a) Financial liabilities			
(i) Borrowings	156.30	182.42	-
(ii) Advances	-	-	-
(iii) Trade payables	-	-	-
- Total outstanding dues of micro enterprises and small enterprises	-	-	-
- Total outstanding dues of creditors other than micro enterprises and small enterprises	68.20	28.41	219.35
(iii) Other financial liabilities	181.71	170.95	208.95
(b) Other current liabilities	390.09	337.26	324.73
(c) Provisions	0.86	0.86	2.34
(d) Current tax liabilities (net)	21.91	69.05	141.56
Total current liabilities	819.07	788.95	896.93
Total Equity and Liabilities	6,493.28	6,534.60	6,818.34

For NETTLINX LIMITED



Dr.Manohar Loka Reddy
Managing Director
DIN:00140229

Date : 11-11-2022
Place: Hyderabad

NETTLINX LIMITED

5-9-22,3rd floor,My Home Sarovar Plaza,Secretariat Road,Saifabad,Hyderabad,Pin-500063

Statement of Consolidated Cash Flows for the Half year ended Sept 30, 2022

Amount in (Rs.Lakhs)

Particulars	For Half Year Ended 30/09/2022	For Year Ended 31/03/2022	For Half Year Ended 30/09/2021
Cash Flows From Operating Activities			
Profit Before Tax for the year	30.99	319.89	432.50
Adjustments for:	-	0.00	-
Depreciation and amortization expense	48.88	95.05	46.09
Profit on sale of property, plant and equipment (net)	-	0.00	-
Finance costs	48.21	106.85	62.02
Interest income	(0.21)	(3.28)	(0.50)
	-	-	-
Operating Cash Flows Before Working Capital Changes	127.87	518.51	540.10
Movements in working capital			
Adjustments for (increase) / decrease in operating assets:			
Trade receivables	(14.43)	(91.06)	(228.17)
Inventories	-	474.54	-
Loans and advances	0.35	(0.54)	74.91
Other current assets	1.76	36.24	482.17
	-	0.00	-
Adjustments for increase / (decrease) in operating liabilities:			
Trade payables	39.79	(42.81)	148.13
Other current liabilities	(15.37)	(75.01)	(257.07)
Other Liabilities & Provisions	10.04	(10.54)	(11.93)
Movements in working capital- Total	22.13	290.83	208.04
Cash Flows From Operating Activities	150.00	809.35	748.14
Net Tax Paid	49.70	89.70	42.59
Net Cash Generated From Operating Activities (A)	100.31	719.64	705.55
B. Cash Flows From Investing Activities			
Purchase of Fixed Assets	(24.75)	(244.69)	(50.19)
Sale of Property,Plant and Equipment	3.00	51.45	37.01
Long Term Loans & Advances	(21.00)	161.96	0.00
increase/ Decrease in Other Non-Current Assets	11.00	(11.01)	-
Investments	-	(852.50)	(884.00)
Interest Income received	0.21	0.00	0.50
Increase/Decrease in Capital Work in Progress	-	0.00	-
Foreign Exchange effect	23.64	11.14	5.82
Net Cash Generated/ Used in Investing Activities (B)	(7.90)	(883.64)	(890.86)
C. Cash Flows From Financing Activities			
Change in Equity Share capital	-	81.61	39.98
Increase in Share premium	-	-	-
Proceeds from Long Term borrowings	-	-	-
Proceeds from Short Term borrowings	-	-	16.52
Repayments from Long Term borrowings	-	-	79.20
Repayments from ShortTerm borrowings	(23.01)	(45.59)	-
Finance Costs Paid	(48.21)	49.26	(62.02)
Movement in Non current Liabilities	(75.36)	(106.85)	-
Net Cash Generated From/ (Used in) Financing Activities (C)	(146.58)	(21.57)	73.68
Net Increase/ (Decrease) in Cash and Cash Equivalents (A + B + C)	(54.17)	(185.56)	(111.63)
Cash and Cash Equivalents at the Beginning of the year	654.48	840.05	840.04
Cash and Cash Equivalents at the End of the year	600.31	654.48	728.42



For NETTLINX LIMITED

Manohar Loka Reddy

Managing Director

DIN: 00140229

Place: Hyderabad

Date: 11-11-2022

Notes:

1. The above unaudited Standalone and consolidated financial results for the quarter ended 30th September, 2022 were taken on record at the meeting of the Board of Directors held on 11th November, 2022 after being reviewed and recommended by the Audit Committee. The statutory auditors have carries out a limited review on the financial results

2. The above consolidated financial results have been prepared from the interim standalone financial statements, which are prepared in accordance with Indian Accounting Standards (Ind AS), the provisions of the Companies Act, 2013 as applicable and guidelines Issued by the Securities and Exchange Board of India ("SEBI"). The Ind AS are prescribed under section 133 of the Act read with Rule 3 of the companies (Indian Accounting Standards) Rules, 2015 and Companies (Indian Accounting Standards) Amendments Rules, 2016.

3. The consolidated financial results include the results of:

- a. Nettlinx Limited, India (parent company),
- b. Nettlinx Realty Private Limited, India (wholly owned subsidiary company)
- c. Sri Venkateswara Green Power Projects Limited, India (subsidiary company)
- d. Nettlinx Inc, USA (wholly owned subsidiary company)
- e. Sailon SE, Germany (subsidiary company)
- f. Nettlinx Technologies Private Limited.(Subsidiary of Nettlinx Realty Private Limited)

4. The figures for the previous period/year have been regrouped/reclassified, wherever necessary.

By order of the Board

For NETTLINX LIMITED



Dr.Manohar Loka Reddy

Managing Director

DIN:00140229

Date : 11-Nov-2022

Place: Hyderabad