



NAVA BHARAT VENTURES LIMITED

NAVA BHARAT CHAMBERS, RAJ BHAVAN ROAD, HYDERABAD-500082, TELANGANA, INDIA

NAVA BHARAT

NBV/SECTL/ 05 /2019-20

April 02, 2019

Listing Department
National Stock Exchange of India Limited
Exchange Plaza, 5th Floor,
Plot No.C/1, G Block
Bandra Kurla Complex, Bandra (E)
MUMBAI – 400 051
NSE Symbol : 'NBVENTURES'

Dept. of Corporate Services
BSE Limited
Phiroze Jeejeebhoy Towers,
Dalal Street
MUMBAI – 400 001
Scrip Code : '513023'/'NBVENTURE'

Dear Sirs,

Sub : Operational data of Sugar Division for the month of March, 2019.

Ref : Regulation 30 of SEBI (LODR) Regulations, 2015.

--o0o--

Please find enclosed the operational data of the Company's Sugar Division for the month of March, 2019 which is being submitted to South Indian Sugar Mills Association (SISMA).

The above figures have not been independently verified or audited. As such, the final figures after audit may vary.

Kindly take the same on record and acknowledge the receipt.

Thanking you,

Yours faithfully,
for Nava Bharat Ventures Ltd.


VSN Raju
Company Secretary
& Vice President



Encl : as above.

①



NAVA BHARAT VENTURES LIMITED

SUGAR DIVISION, SAMALKOT - 533 440, EAST GODAVARI DIST., A.P.

NAVA BHARAT

OPERATIONAL DATA OF THE COMPANY'S SUGAR DIVISION FOR THE MONTH OF Mar. 2019
Monthly Manufacturing Report No -5

Season: 2018-2019

Name & Address of Factory :

NAVA BHARAT VENTURES LTD,
SUGAR DIVISION, Samalkot - 533 440.
East Godavari District.

3013


Double Sulphitation

Regd.No. of Factory

Clarification Process Used:

SL.No	PARTICULARS	For the	Since Beginning
		month	of Season
1	CANE CRUSHING:		
	Date & Time of Commencement of Season	19.11.2018 at 6:30pm	
	Date & Time of Closing of Season		
	Duration of Run Days	31	133
	Total No.of hours in duration of run	744.00	3177.30
	No.of hours actual crushing	726.55	2940.50
	Total Cane Milled (Qtls)	1077700.00	4246090
2	Juice & Added Water:		
	Average gross mixed juice % Cane	101.86	101.98
	Correction % mixed juice	0.25	0.25
	Average net mixed juice % Cane	101.61	101.73
	Total net mixed juice obtained (Qtls)	1095015.59	4319424.35
	Average added water % Cane	30.49	29.27
3	SUGARS:		
	Total Sugar bagged (no.of 100kg bags)	0.00	0.00
	Total Sugar bagged (no.of 50kg bags)	232100	868400
	* BISS Sugar Qtls		
	Qty of White sugar bagged (qtls)	116050	434200
	Qty of sugar in process (a) (qtls) (+)	5844.370	5844.370
	Total Sugar made (qtls)	121894.37	440044.37
	Sugar recovered from previous month process	4023.280	
	Sugar recovered from previous seasons process	0.000	56.248
	sugar recovered from previous season's - C-SUGAR	0	512.42
	sugar recovered from previous season's -Wet &damaged sugar	178.069	765.457
	Total net Sugar made (qtls)	117693.021	438710.245
4	MOLASSES:		
	Total molasses sent out (qtls)	41110	166990
	Qty of molasses in process (A) (qtls) (+)	4863.220	4863.220
	Total molasses produced (qtls)	45973.22	171853.22
	Molasses recoverd from previous month process	3055.150	
	Molasses recovered from previous season's process	0.000	45.831
	Molasses recovered from previous season's C-SUGAR (qtls)	0.000	85.780
	Molasses recovered from Wet & Damaged sugar (qtls)	2.870	13.267
	Total net molasses produced (qtls)	42915.2	171708.342
5	RECOVERY:		
	Average recovery of sugar % cane	10.92	10.33
	Average production of final molasses % cane	3.98	4.04
6	BAGASSE:		
	Bagasse percent cane	28.63	27.29
	Filter cake percent cane	3.74	3.65
	Gross weight of mixed juice (qtls)	1097760.00	4330250.00
	Weight of Dirt mixed juice (qtls)	2744.41	10825.65

* BISS sugar contains more than 90% sucrose.



Telephone : (0884) 2327384, 2327584, Fax : (0884) 2327587

E-mail : nbvlsd@nbv.in Website : www.nbventures.com


Corporate Identity No. : L27101AP1972PLC001549

ISO 9001

ISO 14001

OHSAS 18001

S.No.	PARTICULARS	For the	Since Beginning	
		month	of Season	
7	ANALYSIS			
	CANE	Sugar percent	12.60	12.00
		Fibre percent	14.51	13.78
	Primary juice	Sugar percent	14.60	14.00
		Brix percent	17.64	17.03
		Purity	82.77	82.21
	Mixed Juice	Sugar percent	12.02	11.48
		Brix percent	14.70	14.09
		Purity	81.76	80.91
	Last Juice	Sugar percent	1.64	1.40
		Brix percent	2.20	1.89
		Purity	74.55	74.07
	Clarified Juice	Sugar percent	11.62	11.29
		Brix percent	14.23	13.89
		Purity	81.66	80.66
	UnSulphered Syrup	Sugar percent	47.82	47.78
		Brix percent	58.84	59.29
		Purity	81.27	80.59
	Sulphered Syrup +A2 Heavy	Sugar percent	51.48	51.02
		Brix percent	63.17	63.02
		Purity	81.49	80.96
	Masseccuite	A1 Brix percent	91.36	91.86
		Purity	85.17	85.27
		A2 Brix percent	91.70	92.50
		Purity	95.55	87.93
		B Brix percent	93.26	94.36
		Purity	72.17	71.06
		C Brix percent	97.40	98.12
		Purity	53.54	52.27
	Molasses (B)			
	A1 Heavy	Brix percent	78.61	78.35
		Purity	70.27	71.59
	A2 Heavy	Brix percent	75.65	75.65
		Purity	85.79	85.79
	A Light	Brix percent	68.89	68.80
		Purity	90.93	92.97
	B Heavy	Brix percent	84.25	82.92
		Purity	50.72	49.29
	C Light	Brix percent	78.00	76.40
		Purity	66.84	63.72
	Sugars (Average)	Sugar Percent (c)	99.80	99.80
	Moisture percent(by Moister analyzer)		0.09	0.09
	Final Molasses	Sugar Percent	30.85	30.14
		Brix percent	95.71	94.95
		Purity	32.23	31.74
	Bagasse	Sugar Percent	1.38	1.37
		Water Percent	47.45	47.67
		Fibre Percent	50.69	50.48
	Filter Cake	Sugar Percent	1.65	1.88
	Boiled Feed Water	pH	9.00	9.00
	Boiled Feed Water	Temperature Deg C	105.00	105.00
	Clear Juice	Temperature Deg C	96.00	96.00



8	Qty. of other materials Used 17-18 Season. Scrapings	HL	0.00	75.00
	Wet & Damaged sugar	Qtls	182.00	782.00
	C-Sugar	Qtls	0.00	600.00


9 ANALYSIS OF OTHER MATERIALS USED SINCE BEGINING OF THE SEASON

	Wet & Damaged Sug	C-Sugar	Scrapings
Sugar percent:	98.41	89.71	54.375
Brix percent:	99.50	98.80	75.00
Purity S.G. :	98.90	90.80	72.50
Available Sugar - Qtls	765.457	512.420	56.248
Available Molasses - Qtls	13.267	85.78	45.831

10 STOCK IN PROCESS AS ON: 01-04-2019 @4.00AM

Basis: FM Brix 92.00 Pty 32.00

SL. N	PARTICULARS	HL	BRIX	PURITY	AVAILABLE Sugar - QTLS	MOLASSES OTLS
a)	juice(clear)	2296	13.00	80.00	221.69	100.42
b)	Syrup	1515	50.00	80.00	658.31	298.15
c)	Remelt	400	66.00	92.00	308.33	44.68
d)	Massecuite					
	A	676	92.00	87.00	752.21	193.26
	B	100	94.00	68.00	75.13	72.59
	C	1925	99.00	53.00	909.79	2213.25
e)	Light Molasses					
	A	86.4	67.00	92.00	67.92	9.84
	C	75.76	70.00	66.00	35.75	38.86
f)	Heavy Molasses					
	A	107.2	79.00	70.00	66.56	57.11
	B	420	81.00	48.00	113.64	401.43
g)	Seed & footings	2370	88.00	80.00	2160.580	978.52
h)	C-Boilings	418	94.00	52.00	174.460	455.110
i)	Sugar - unbagged				300.000	
	TOTAL				5844.370	4863.220



(4)

11 SUGAR BALANCE

S.No	PARTICULARS		For the month	Since Beginning of the season
1	Suagar In Cane		12.60	12.00
2	Sugar in mixed Juice		12.21	11.63
3	Sugar in Baggase		0.39	0.37
4	Sugar in Filtercake		0.06	0.07
5	Sugar in Molasses		1.23	1.22
6	Sugar in Sugars		10.90	10.31
7	Sugar Undetermined		0.02	0.03
8	Total losses (in bagasse, filter cake molasses & undetermined)		1.70	1.69

We hereby declare that the figures given in this return are complete and true to the best of our knowledge and belief.

Date: 02/04/2019


N.Prabhakar
VICE PRESIDENT




NAVA BHARAT VENTURES LIMITED, SAMALKOT.
Additional information to be appended to R.T. 7(c) for the month of March-2019

* * * * *

		Hrs.Mts.
1	Time Loss Account:	
	1) Miscellaneous	0:30:00
	2) Cane shortage	0:00:00
	3) Mechanical troubles	0:30:00
	4) Electrical troubles/ins	1:20:00
	5) Holidays	0:00:00
	6) Cleaning	14:45:00
	7) Process	0:00:00
	Total	17:05:00
	Percent of hours lost to the available	2:54
2	Rate of Crushing for 24 Hrs.:	
	1) Including stoppages Tons	3476.00
	2) Excluding stoppages "	3558.00
	3) Installed/Liscensed capacity	4000.00
3	Efficiency figures:	
	1) Mill extraction	96.86
	2) Reduced Mill extraction	97.36
	3) Added water % fibre	210.13
	4) Added water extracted into mixed juice % added water	55.36
	5) Undiluted juice lost in bagasse % fibre	20.69
	6) Boiling house extraction	89.43
	7) Virtual purity of molasses	32.15
	8) Reduced Boiling House extraction	
	as per Noel Deerr:	91.64
	as per Gundurao	91.66
	9) Overall recovery	
	10) Reduced Overall recovery	
	as per Noel Deerr	86.62
	as per Gundurao	89.24
	11) ERQV - MJ/PJ	98.14
	LMJ/PJ	84.83
4	Masseccutes boiled:	
	A1' Masseccuite % cane	28.00
	A2' Masseccuite % cane	17.50
	'B' Masseccuite % cane	12.30
	'C' Masseccuite % cane	6.88
	Total	64.68
5	Grades of Sugar bagged:	
	I.S.S (Percentage of production)	
	S-30	0.00
	S-31	35.50
	M-31	64.50
	L-30	0.00
	L-31	0.00
	Total	100.00

Date: 02/04/2019

⑥


N.Prabhakar
VICE PRESIDENT

