

Ref: NCL/CS/2023-24/38

Date: August 09, 2023

To,
The Manager
Listing Department
BSE Limited,
Phiroze Jeejeebhoy Towers,
Dalal Street, Fort
Mumbai – 400001
Script Code: 539332

To,
The Manager
Listing Department
National Stock Exchange of India Limited,
Exchange Plaza, Plot No. C-1, G – Block,
Bandra Kurla Complex, Bandra (East)
Mumbai – 400051
Script Code: NAVKARCORP

Dear Sirs,

Sub : Announcement under Regulation 30 of SEBI (Listing Obligations And Disclosure Requirements) Regulations, 2015

In accordance with Regulation 30 of SEBI (Listing Obligations and Disclosure Requirements) Regulation, 2015, we enclosed herewith investor presentation released by the Company.

Pursuant to Regulation 46 of the Listing Regulations, the aforesaid information is also available on the website of the Company i.e. www.navkararfs.com

Thanking you,

For Navkar Corporation Limited



Deepa Gehani
Company Secretary & Compliance Officer
Encl: As above



Navkar Corporation Limited

Investor Presentation – August 2023



This presentation and the accompanying slides (“the Presentation”), which have been prepared by **Navkar Corporation Limited** (“the Company”) are solely for information purposes and do not constitute any offer, recommendation or invitation to purchase or subscribe for any securities and shall not form the basis or be relied on in connection with any contract or binding commitment whatsoever. No offering of securities of the Company will be made except by means of a statutory offering document containing detailed information about the Company.

This Presentation has been prepared by the Company based on information and data which the Company considers reliable, but the Company makes no representation or warranty, express or implied, whatsoever, and no reliance shall be placed on, the truth, accuracy, completeness, fairness and reasonableness of the contents of this Presentation. This Presentation may not be all inclusive and may not contain all of the information that you may consider material. Any liability in respect of the contents of, or any omission from, this Presentation is expressly excluded.

This presentation contains certain forward-looking statements concerning the Company’s future business prospects and business profitability, which are subject to a number of risks and uncertainties and the actual results could materially differ from those in such forward-looking statements. The risks and uncertainties relating to these statements include, but are not limited to, risks and uncertainties regarding fluctuations in earnings, our ability to manage growth, competition (both domestic and international), economic growth in India and abroad, ability to attract and retain highly skilled professionals, time and cost over runs on contracts, our ability to manage our international operations, government policies and actions regulations, interest and other fiscal costs generally prevailing in the economy. The Company does not undertake to make any announcement in case any of these forward-looking statements become materially incorrect in future or update any forward-looking statements made from time to time by or on behalf of the Company.



We are the Interchange

- Facility of cargo handling and transit from one mode to another across Container Freight Stations (CFS's), Private Freight Terminal (PFT), Inland Container Depots (ICD's), Multimodal Logistics Parks optimizing Multimodal Shipping with a One-Stop Solution

We are integrated for Exim & Domestic Movement

- Privilege of having a favourable location that cater to western ports of India,
- Having own Private Freight Terminal, facility of on-site Customs clearances, Bonded warehouses,
- ICD – Morbi: Multimodal logistics park along with ICD, PFT, equipped with unique combination of services under one roof.

Delivering value at every turn

- Enhanced offerings like Multi-Modal Logistics Parks, Warehousing, Empty Container Depots, Cold Storage Chambers
- Consolidation of cargoes (LCL: Less than Container Load)
- Special arrangement for Hazardous Cargo's, inhouse Patho Lab
- Huge Area for parking & other ancillary services

Financial Highlights *(Continued Operations)*

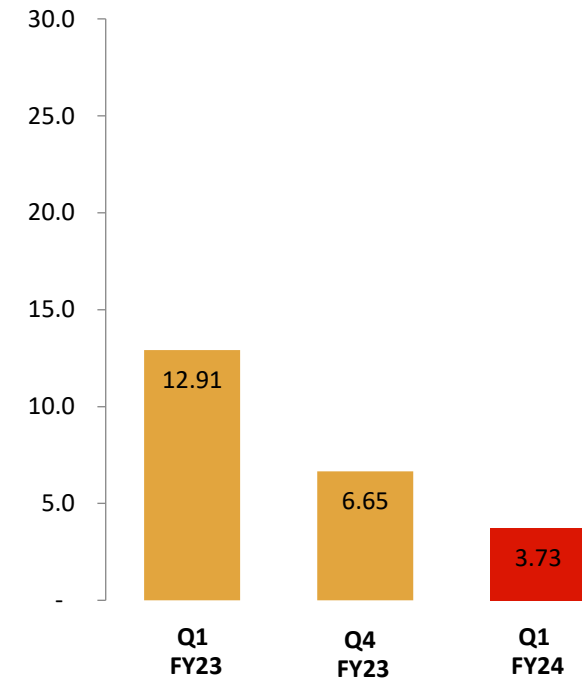
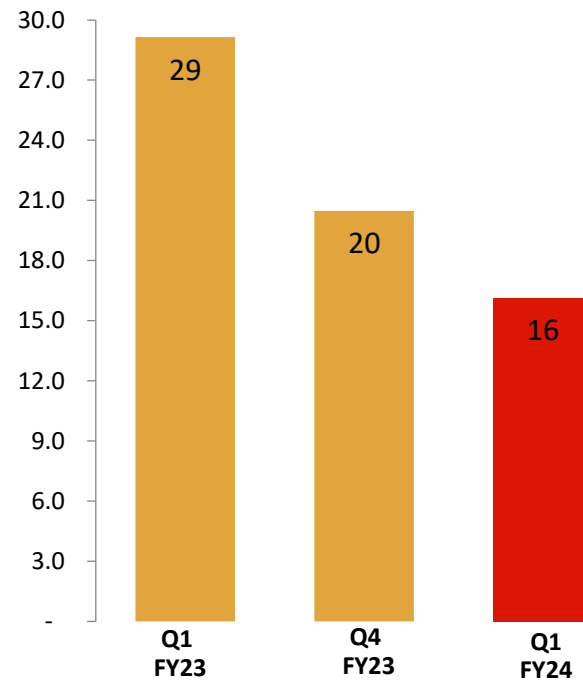
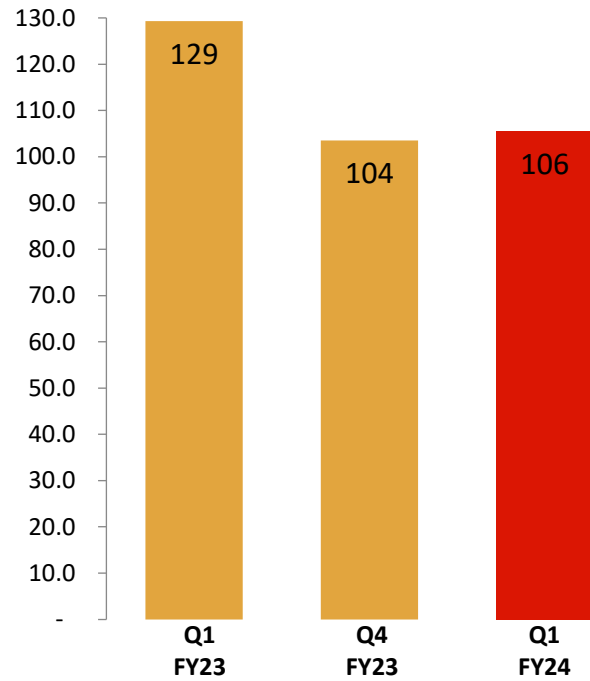


Revenue

EBITDA

PAT

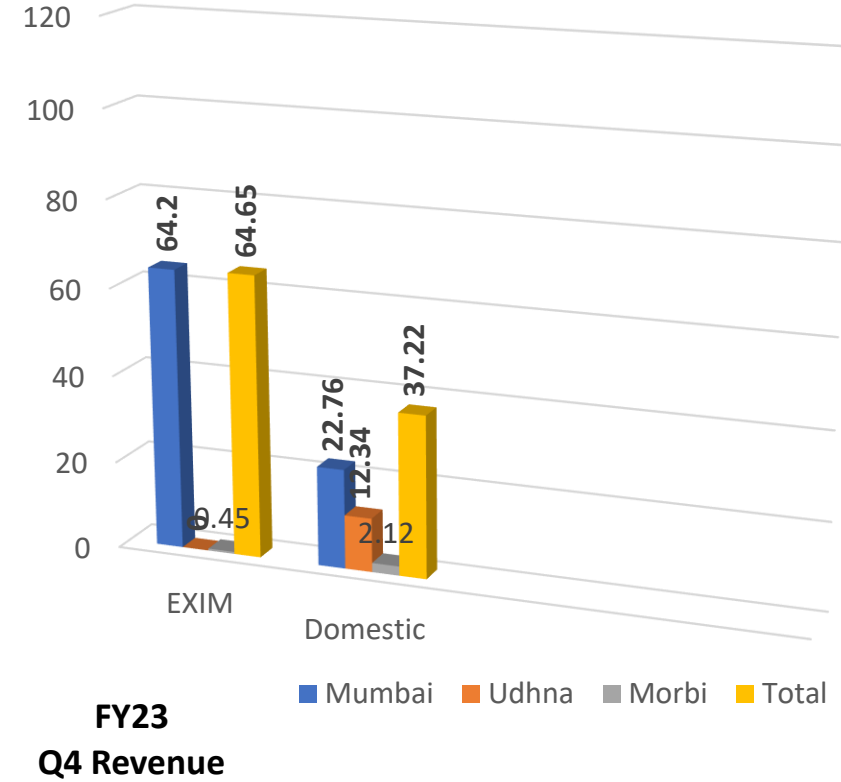
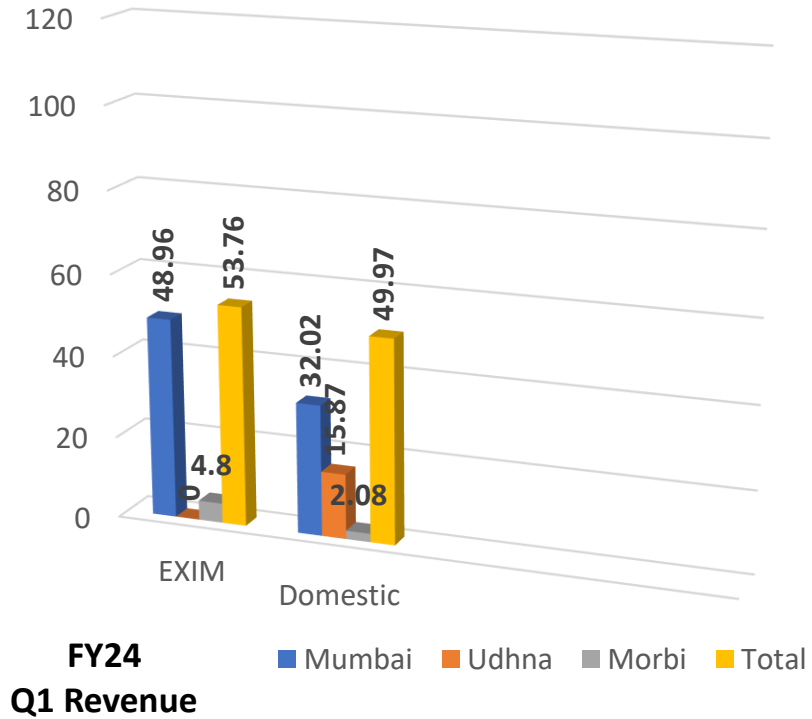
(In Rs. Crs.)



Revenue Highlights



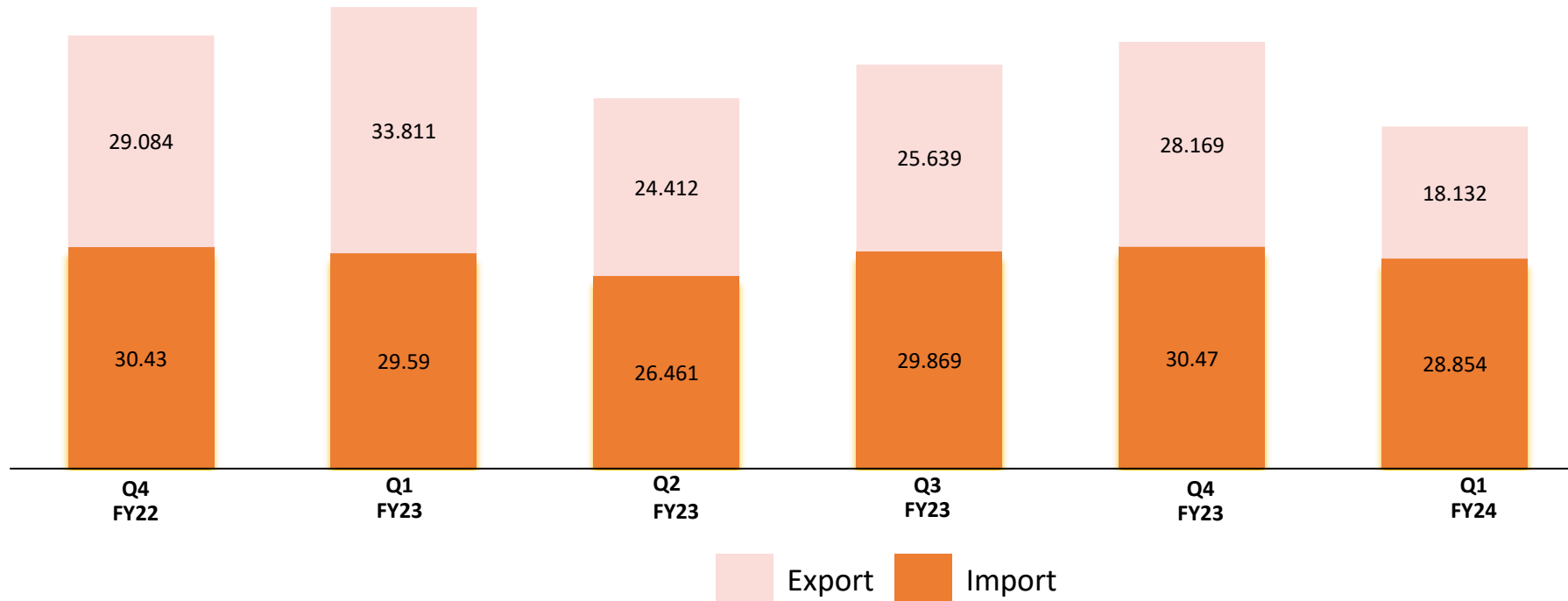
(In Rs. Crs.)





(Nos. of TEUs in '000)

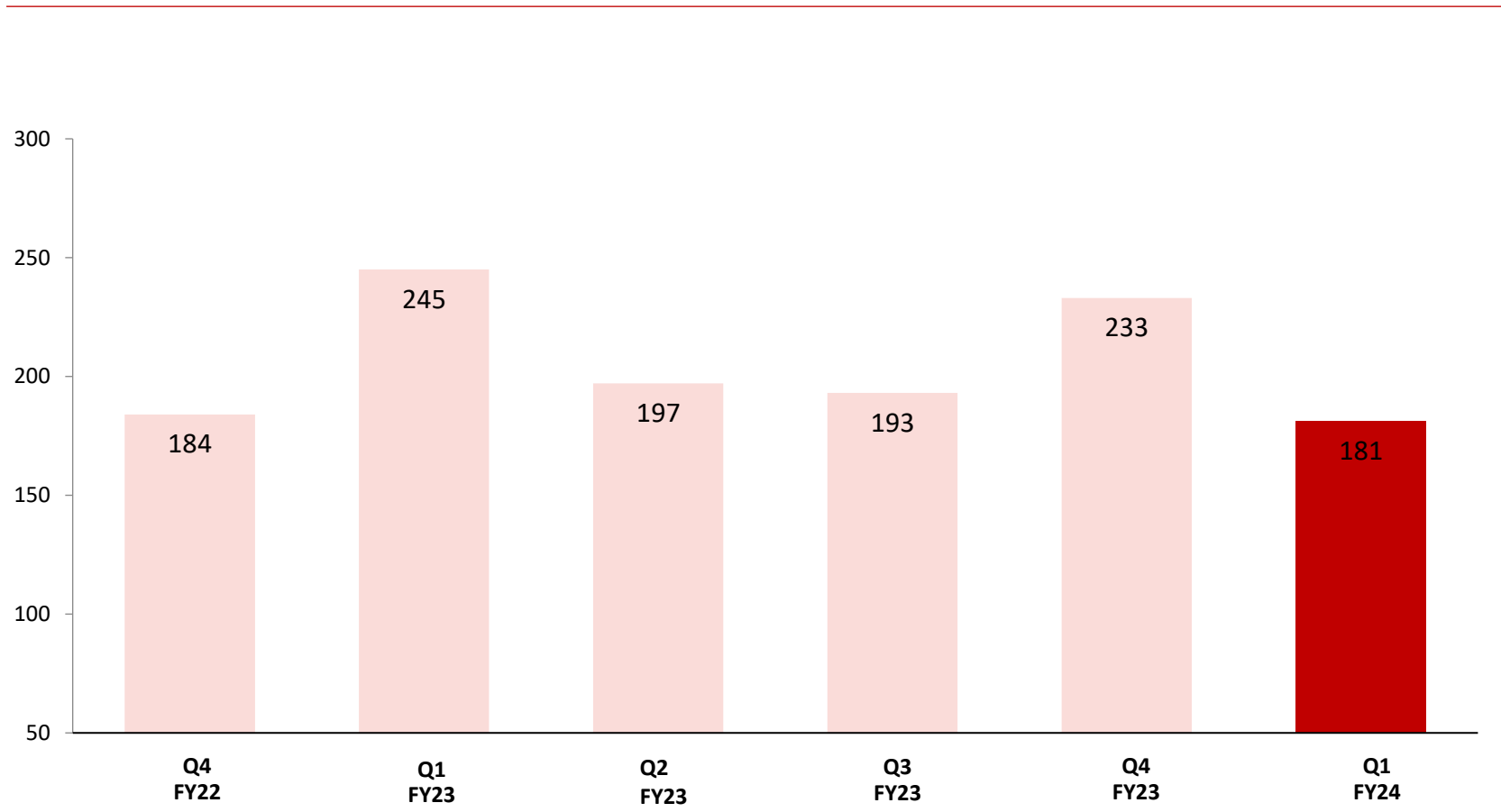
Somathane





(Nos. of Trains)

Somathane

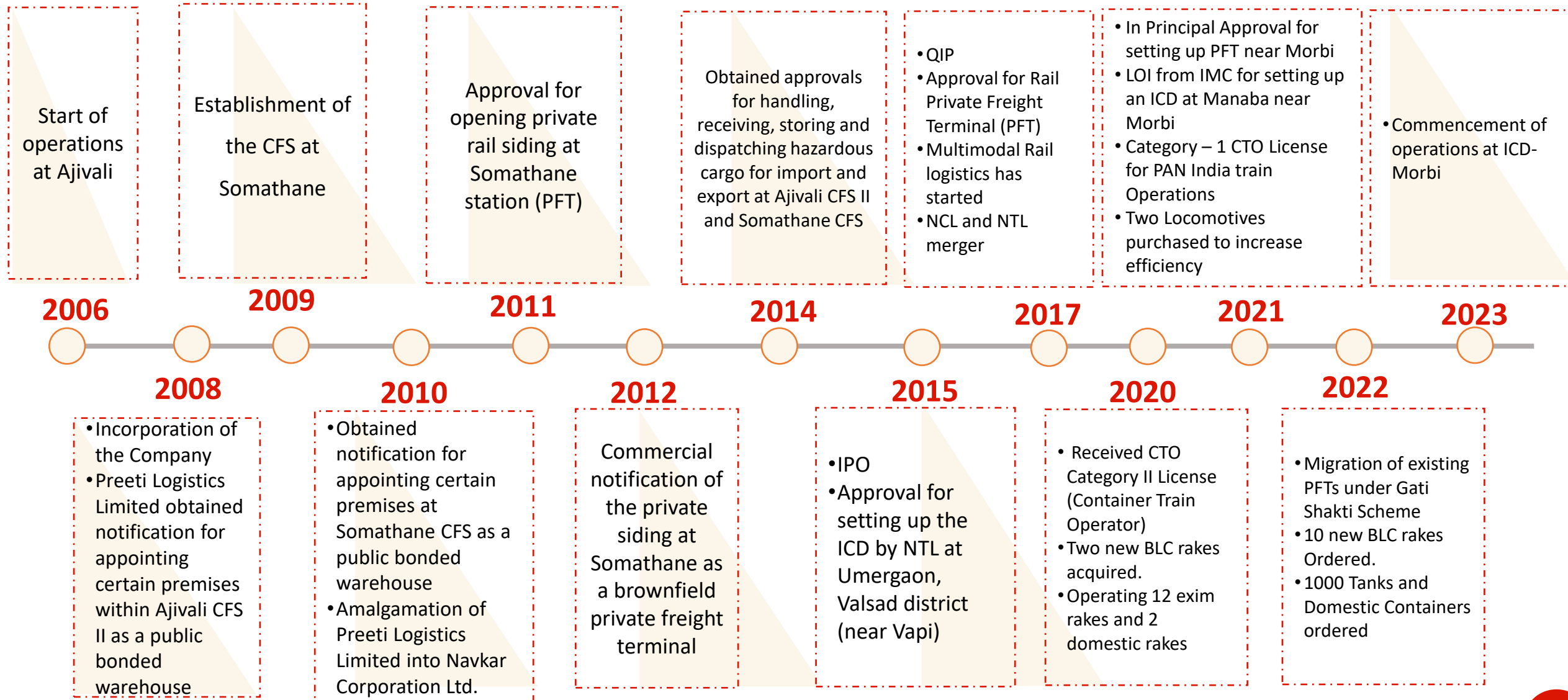


P&L Statement – Q1 FY24



Particulars (Rs. Crs)	Q1 FY24	Q4 FY23	Y-o-Y	Q1 FY23	Q-o-Q
Revenue from Operations	105.53	103.55	1.91%	129.33	-18.40%
Other Operating Income	0.39	2.86		1.28	
Revenue from Operations (Net)	105.92	106.41	-0.46%	130.61	-18.91%
Operating Expenses	67.69	67.05		82.71	
Employee Expenses	9.45	6.21		5.26	
Other Expenses	12.63	12.66		13.51	
EBITDA	16.15	20.48	-21.14%	29.13	-44.56%
EBITDA Margin	15.31%	19.78%		22.52%	
Depreciation	8.78	6.86		6.19	
EBIT	7.37	13.63		22.94	
EBIT Margin	6.98%	13.16%		17.74%	
Finance Cost	1.08	3.66		4.83	
Profit before Tax	6.30	9.97		18.11	
Tax	2.57	3.32		5.21	
Profit after Tax	3.73	6.65	-43.90%	12.90	-71.09%
PAT Margin	3.54%	6.42%		9.98%	

Key Milestones





Shantilal Jayavantraj Mehta
Chairman & Managing Director



Mr. Dinesh Jain
Whole-Time Director



Sandeep Kumar Singh
Non-Executive Independent Director



Pooja Hemant Goyal
Non-Executive Independent Director




Nemichand Jayavantraj Mehta
Whole-time Director



Jayesh Nemichand Mehta
Whole-Time Director



Ashok Kumar Thakur
Non-Executive Independent Director



Atul Kumar
Non-Executive Independent Director



Mr. Shantilal J Mehta
Chairman & Managing Director



Mr. Nemichand J Mehta
Whole-time Director



Mr. Dinesh Jain
Whole-time Director



Jayesh Nemichand Mehta
Whole-Time Director



Mr. Arun Sharma
Chief Executive Officer



Mr. Anish Maheshwari
Chief Financial Officer

Equipment Bank



RTG Crane: 6



Trailers: 400+



Locomotive: 2



Reach Stacker: 28



Forklift: 50



Rail Tracks: 3 in Mumbai & 4 in Morbi



Domestic Containers: 2000+



Owned Rakes: 6



Tanker: 10



Hywa: 14



Fire: 1



Hydra Crane: 4



TRACTOR: 3



JCB: 2



Single Interface for our Clients (Multi-Modal 3PL)



Bulk Cargo Movement

Using infrastructure of Navkar in strategic locations, movement of cargo in bulk by Indian Railway and private trains



Dedicated Freight Corridor



- Panel PFTs Connected to DFCC having Early Mover Advantage on the (Delhi – Mumbai Industrial Corridor)



Project Cargoes

- Well equipped to manage all over dimensional cargoes and out of gauge cargoes
- Constant cargo monitoring capabilities through surveillance systems to manage all cargoes including hazardous cargoes



Warehousing – Domestic and Bonded

- Domestic and Exim Warehouses
- Requirement for warehousing prior shipment
- Packaging, fumigation, barcoding, packing, labelling carried out at warehouses
- Open and closed Bonded Warehouses



Consolidation

- 1,18,000 sq. ft. area for consolidation of Export Cargoes



Buffer Yard

- 5,000 Sq. ft. area designated as buffer area
- Facility dedicated to factory stuffed containers awaiting customs clearance
- Assists exporters by saving time and transportation cost



Customs & Plant and Quarantine facility

- Customs facility for the examination and clearing of cargo
- Units setup for inspection and approval of agro cargo at Panvel CFS



3 PL

- Customized Solution
- Complex solution including IMPORT. EXPORT, Warehousing and Transportation
- Cross-docking, hub & spoke movement and value addition in warehouse
- Domestic Rail solution
- Seamless flow of information



Empty Container Storage and Repair

- Ability to store ~10,000 TEUs of empty containers
- Coupled with maintenance & repair setup which assists shipping lines for a quick turnaround of containers



Morbi ICD:

Capacity: 200,000 TEU's

Ajivali I CFS:

Capacity: 25,000
TEU's

Ajivali II CFS:

Capacity: 65,000
TEU's

Somathane CFS:

Capacity: 445,500
TEU's

✓ Centre of India along with Rail PFT's





Container Freight Station & Multi-modal Logistics Park (Panvel)

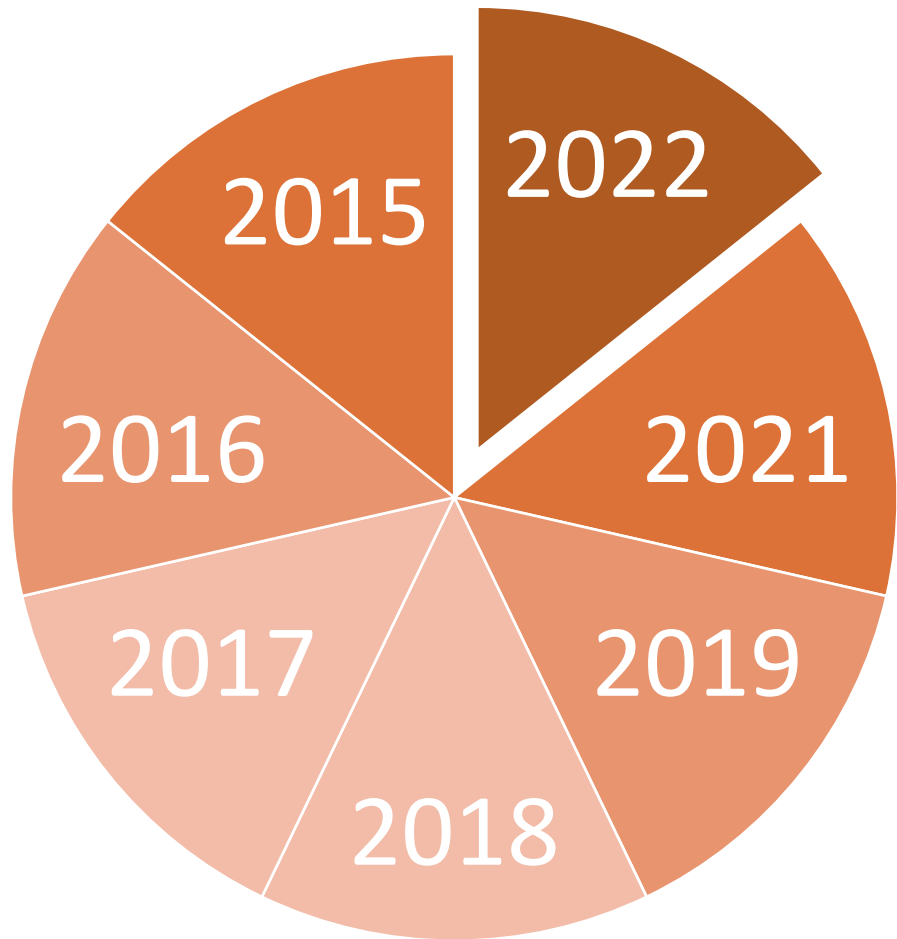
Particulars	Somathane	Ajivali CFS I	Ajivali CFS II	
Operational Since	May 11, 2009	May 12, 2008	May 18, 2006	
Total Land Area	61 Acres	10 Acres	24 Acres	
Area Custom Notified	1,073, 224.25 sq. ft.	135,156 sq. ft.	428,400 sq. ft.	
Combined Installed Capacity per annum	445,500 TEUs	25,000 TEUs	65,000 TEUs	
Bonded Warehouse	33,141 sq. ft.	-	27,641 sq. ft.	
Reefer Points	52	16	24	
Rail Yard	15 Acre	-	-	
Domestic Cargo Yard	12 Acre	4 Acre	8 Acre	
Temperature controlled chambers	-	-	5,000 sq. ft.	
Hazardous Cargo	✓	-	✓	
Domestic Warehouse	80,000 Sq. Ft.	-	-	
Connectivity	Rail and Road	Road	Road	
Private Freight Terminal	✓	-	-	
				535,500 TEUs Total Capacity



Particulars	Morbi ICD
Operational Since	Jan 18, 2023
Land Area	142 acres
Area Custom Notified	1,045,440 sq. ft.
Installed Capacity per annum	200,000 TEUs
Bonded Warehouse	-
Reefer Points	-
Temperature controlled chambers	-
Hazardous Cargo	✓
Connectivity	Rail and Road



Private Freight Terminal
<ul style="list-style-type: none">▪ Somathane PFT operational since 2012▪ Link between Somathane CFS to Somathane Railway Station and Morbi ICD to Vadharva Railway Station▪ Provides cargo Transport between JN Port and several inland destinations



2013

Awarded Certificate of Merit by the World Customs Organization, in 2013

2015

Winner of ICC Supply Chain Excellence Award 2015 in the category of CFS Management from the Indian Chamber of Commerce

2017

Awarded for highest import deliveries of containers from JNPT during the year 2017-18 by Jawaharlal Nehru Port Trust

2019

CFS of the Year 2019, Awarded to the CFS based upon its growth, and volume during the Year

2016

Container Freight Station Operator of the Year (Specific) at the 7th All India Maritime and Logistics Awards 2016

2018

CFS of the year 2018, awarded to the CFS based upon its growth, and volume during the financial Year

2021

CFS of the Year 2021, Awarded to the CFS based upon its growth, and volume during the Year

2022

CFS of the Year 2022, Awarded to the CFS based upon its growth, and volume during the Year



Strategic Location

- ICD/Multi-modal logistics park/CFS strategically located close to NHs and connected to JNPT, Hazira and Mundra Port by road as well as through PFT



Modern Infrastructure

- Total Area: 10.32 mn. sq. ft., of which 2.68 mn. sq. ft. is notified customs area
- Panvel CFS installed capacity: 535,500 TEUs pa
- Morbi ICD installed capacity : 200,000 TEUs pa
- Operates over 400+ Commercial Vehicles and Commercial Equipments with RFID and GPS tracking systems



Experienced Management Team

- Combined logistics experience of several decades
- Instrumental in designing & implementing operational strategies efficiently




Leveraging Future Growth Opportunities

- PFT operations resulting in cost reductions and volume growth, after DFCC it will be more cost effective.
- Focus on multi-modal domestic container movement post DPD at JNPT to leverage existing infrastructure



Customized Solutions

- Services like packing, labelling, bar-coding, palletizing, fumigation etc. are offered
- Repair & maintenance services are provided for container resulting in quick TAT



Strong Clientele Relationship

- Most of our shipping & custom house clients are satisfied and are repeat customers

For further information, please contact:

Navkar Corporation Limited

CIN: L63000MH2008PLC187146

Mr. Anish Maheshwari

Chief Financial Officer

anish@navkarcfs.com

www.navkarcfs.com

