



TGL/2022-23/SEC-024

Date: 26-05-2022

To,  
The Manager  
Department of Corporate Services-Listing  
**BSE Limited**  
16th floor, P J Towers,  
Dalal Street, Mumbai- 400001

**Sub: Rectification of Discrepancies in Standalone Financial Results for the year ended March 2022**

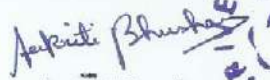
**Ref: Triveni Glass Limited (Scrip Code 502281)**

Dear Sir,

This is with reference to your vide letter dated 24-05-2022, in respect to Discrepancy: Confirm Year Ended Results is Audited or Unaudited (In Result Coloumn Unaudited Year End Mention). It is for your kind information that the results are audited and there was typographical mistake while mentioning whether audited or unaudited results. Here I am enclosing the rectified audited results.

Kindly consider and update the same in your record.

Thanks & Regards  
For Triveni Glass Limited

  
Aakriti Bhushan  
Company Secretary



Regd. Off. :

1, Kanpur Road, Allahabad - 211 001, India

Phone : +91-532-2407325

Fax : +91-532-2407450

E-mail : akd@triveniglassltd.com

Website : www.triveniglassltd.com

CIN No. : L26101UP1971PLC003491

**IF IT'S GLASS IT'S US**



TGL/2022-23/SEC-017

Date: 12-05-2022

To,  
The Manager  
Department of Corporate Services-Listing  
**BSE Limited**  
16th floor, P J Towers,  
Dalal Street, Mumbai- 400001

**Sub: Audited Standalone Financial Results, Statement of Assets and Liabilities  
alongwith Audit report and Declaration in respect of Auditors' Report with  
unmodified option for quarter and year ended 31.03.2022 under Regulation 33  
of SEBI (LODR), Regulations, 2015**

**Ref: Triveni Glass Limited (Scrip Code 502281)**

Dear Sir,

Please find the Audited Standalone Financial Results, Statement of Assets and Liabilities alongwith Audit report and Declaration in respect of Auditors' Report with unmodified option for quarter ended 31.03.2022 under Regulation 33 of SEBI (LODR), Regulations, 2015 duly approved by the Board in the Meeting held on 10<sup>th</sup> May, 2022.

Kindly consider and update the same in your record.

Thanks & Regards  
For Triveni Glass Limited

*Aakriti Bhushan*

Aakriti Bhushan  
Company Secretary



Regd. Off. :

1, Kanpur Road, Allahabad - 211 001, India

Phone : +91-532-2407325

Fax : +91-532-2407450

E-mail : akd@triveniglassltd.com

Website : www.triveniglassltd.com

CIN No. : L26101UP1971PLC003491

**IF IT'S GLASS IT'S US**





**Auditor's Report On Quarterly Financial Results and Year to Date Results of the  
Company Pursuant to the Regulation 33 of the SEBI (Listing Obligations and  
Disclosure Requirements) Regulations, 2015**

To,  
**Board of Directors of Triveni Glass Limited**

We have audited the quarterly financial results of Triveni Glass Limited for the quarter ended 31st March, 2022 and the year to date results for the period 1st April, 2021 to 31st March, 2022, attached herewith, being submitted by the company pursuant to the requirement of Regulation 33 of the SEBI (Listing Obligations and Disclosure Requirements) Regulations, 2015. These quarterly financial results as well as the year to date financial results have been prepared on the basis of the interim financial statements, which are the responsibility of the company's management. Our responsibility is to express an opinion on these financial results based on our audit of such interim financial statements, which have been prepared in accordance with the recognition and measurement principles laid down in Accounting Standard for Interim Financial Reporting (AS 25 / Ind AS 34), prescribed, under Section 133 of the Companies Act, 2013 read with relevant rules issued there under; or by the Institute of Chartered Accountants of India, as applicable and other accounting principles generally accepted in India.

We conducted our audit in accordance with the auditing standards generally accepted in India. Those standards require that we plan and perform the audit to obtain reasonable assurance about whether the financial results are free of material misstatement(s). An audit includes examining, on a test basis, evidence supporting the amounts disclosed as financial results. An audit also includes assessing the accounting principles used and significant estimates made by management. We believe that our audit provides a reasonable basis for our opinion.

We believe that the audit evidence we have obtained is sufficient and appropriate to provide a basis for our audit opinion on the financial statements.

In our opinion and to the best of our information and according to the explanations given to us, except for the effects of the matter described in above point (i) & (ii), these quarterly financial results as well as the year to date results:

- (i) are presented in accordance with the requirements of Regulation 33 of the SEBI (Listing Obligations and Disclosure Requirements) Regulations, 2015 as modified by circulars No. CIR/CFD/FAC/62/2016 Dated July 5, 2016; and
- (ii) give a true and fair view of the net profit and other financial information for the quarter ended 31st March, 2022 as well as the year to date results for the period from 1st April, 2021 to 31st March, 2022.

**For Sanjay Talwar & Associates**  
**Chartered Accountants**

FRN No. 005923C



**Sanjay Talwar**  
**(Partner)**

Place: Prayagraj

Date: 16-05-2022

Membership No. 074521

Branch Off. : Unit No. A-006, "Rohtas Plumeria", Vibhuti Khand, Gomti Nagar, Lucknow - 226010 (U.P.)

UDIN: - 22074521A9SDVC7088



**Triveni Glass Limited**  
Balance Sheet as at March 31, 2022 as per Ind AS

(Rupees in lakhs)

| Particulars                          | Note No. | Year ended<br>March 31, 2022 | Year ended<br>March 31, 2021 |
|--------------------------------------|----------|------------------------------|------------------------------|
| <b>Assets</b>                        |          |                              |                              |
| <b>Non-current assets</b>            |          | 254.28                       | 6,710.70                     |
| Property, plant and equipment        | 4        | 59.99                        | 76.33                        |
| Capital work in progress             | 4        |                              | -                            |
| Intangible assets                    |          |                              | -                            |
| Other bank balance                   |          |                              | -                            |
| Other financial assets               |          |                              | -                            |
| Current tax asset (net)              |          |                              | -                            |
| Deferred tax asset (net)             |          |                              | -                            |
| Other non-current assets             |          | 314.27                       | 6,787.03                     |
| <b>Total non current asset</b>       |          |                              |                              |
| <b>Current assets</b>                |          | -                            | -                            |
| Inventories                          | 5        |                              |                              |
| Financial assets                     |          | 24.34                        | 24.94                        |
| Investments                          |          | 12.64                        | 12.64                        |
| Trade receivables                    | 6        | 0.78                         | -                            |
| Cash and cash equivalents            | 7        | 99.00                        | 185.42                       |
| Other bank balance                   | 8        | 186.90                       | 187.11                       |
| Other financial assets               | 9        | 6.08                         | 9.65                         |
| Current tax asset (net)              | 10       | 57.35                        | 52.79                        |
| Other current assets                 | 11       | 387.09                       | 472.55                       |
| <b>Total current assets</b>          |          | 701.36                       | 7,259.58                     |
| <b>Total assets</b>                  |          |                              |                              |
| <b>Equity And Liabilities</b>        |          |                              |                              |
| <b>Equity</b>                        |          | 1,261.94                     | 1,261.94                     |
| Equity share capital                 | 17       | -3,188.56                    | 635.78                       |
| Other equity                         | 3        | -1,926.62                    | 1,897.72                     |
| <b>Total equity</b>                  |          |                              |                              |
| <b>Non-current liabilities</b>       |          |                              |                              |
| Financial liabilities                |          | 93.65                        | 93.65                        |
| Long term borrowings                 | 12       |                              |                              |
| Other financial liabilities          |          |                              |                              |
| Provisions                           |          |                              |                              |
| Deferred tax liabilities (Net)       |          |                              |                              |
| Other non current liabilities        |          | 93.65                        | 93.65                        |
| <b>Total non-current liabilities</b> |          |                              |                              |
| <b>Current liabilities</b>           |          |                              |                              |
| Financial liabilities                |          | 1,813.35                     | 1,813.35                     |
| Borrowings                           | 13       | 91.33                        | 75.25                        |
| Trade payables                       | 14       | 194.30                       | 309.62                       |
| Other financial liabilities          | 15       |                              |                              |
| Provisions                           |          | 435.35                       | 3,069.99                     |
| Other current liabilities            | 16       | 2,534.33                     | 5,268.21                     |
| <b>Total current liabilities</b>     |          |                              |                              |
| <b>Total liabilities</b>             |          | 2,627.98                     | 5,361.86                     |
| <b>Total equity and liabilities</b>  |          | 701.36                       | 7,259.58                     |

The accompanying notes form an integral part of these financial statements.

As per our attached Report of even date

For Sanjay Talwar & Associates  
Chartered Accountants  
FRN No. 005927

Sanjay Talwar  
(Partner)  
Membership No. 074521



For and on behalf of the Board  
Mr. J.K. Agrawal  
Mr. A.K. Dhawan  
Ms. Aakriti Bhushan

Aakriti Bhushan

*[Signature]*  
Managing Director  
Director Finance & CFO  
Company Secretary

Place : Allahabad

Date: 10-05-2022

**Triveni Glass Limited**  
Statement of Profit & Loss for the year ended March 31, 2022

(Rupees in lakhs)

| Particulars  | Note No. | Year ended<br>March 31, 2022 | Year ended<br>March 31, 2021 |
|--|----------|------------------------------|------------------------------|
| Revenue from operations  | 18       | -                            | 0                            |
| Other income   | 19       | 98.06                        | 93.55                        |
| <b>Total Income</b>  |          | <b>98.06</b>                 | <b>93.55</b>                 |
| Cost of materials consumed   | 20       | -                            | 0                            |
| Changes in inventories of finished goods work-in-progress and Stock-in-Trade | 21       | -                            | -                            |
| Excise duty/ GST   | 22       | 20.62                        | 48.77                        |
| Employee benefits expense  | 23       | 0.50                         | 2.23                         |
| Finance costs  | 4        | 0.01                         | 0.41                         |
| Depreciation and amortization expenses                                       | 24       | 203.25                       | 35.87                        |
| Other expenses   |          | 224.38                       | 87.28                        |
| <b>Total expenses</b>  |          |                              |                              |
| <b>Profit before exceptional items and tax</b>                               |          | <b>-126.32</b>               | <b>6.27</b>                  |
| Exceptional items (incl. Exchange fluctuations)                              | 25       | 3,821.44                     | -                            |
| <b>Profit/(loss) before tax</b>  |          | <b>-3,947.76</b>             | <b>6.27</b>                  |
| Current Tax  |          | -                            | -                            |
| Deferred Tax   |          | -                            | -                            |
| <b>Income Tax Expense</b>  |          |                              |                              |
| <b>Profit/(loss) for the year</b>  |          | <b>-3,947.76</b>             | <b>6.27</b>                  |
| <b>Loss from discontinued operations (after tax)</b>                         |          |                              |                              |
| <b>Items that will not be reclassified to profit &amp; loss</b>              |          |                              |                              |
| Remeasurement of the gain/(loss) of defined benefit plan                     |          | -                            | -                            |
| Tax on above   |          | -                            | -                            |
| <b>Other Comprehensive Income</b>  |          |                              |                              |
| <b>Total Comprehensive Income for the year, net of tax</b>                   |          | <b>-3,947.76</b>             | <b>6.27</b>                  |

The accompanying notes form an integral part of these financial statements.

As per our attached Report of even date

For Sanjay Talwar & Associates

Chartered Accountants

FRN No. 005903C

Sanjay Talwar

(Partner)

Membership No. 074521

For and on behalf of the Board

Mr. J.K. Agrawal

Mr. A.K. Dhawan

Ms. Aakriti Bhushan

*[Signature]*

Managing Director

Director Finance & CFO *[Signature]*

Company Secretary

*Aakriti Bhushan*

Place : Allahabad

Date: 10-05-2022



**Triveni Glass Limited**  
Cash Flow Statement for the year ended March 31, 2022

(Rupees in lakhs)

| Particulars  | Year ended<br>March 31, 2022 | Year ended<br>March 31, 2021 |
|--|------------------------------|------------------------------|
| <b>A. CASH FLOW FROM OPERATING ACTIVITIES</b>                                    | -3,947.76                    | 6.27                         |
| Net Profit/ (Loss) before tax  |                              |                              |
| Add/(Less) :   |                              |                              |
| Other Income   |                              |                              |
| Unclaimed Balance Written Back   |                              |                              |
| Sundry Debit balance written off   | 0.01                         | 0.41                         |
| Depreciation   |                              |                              |
| Profit on sale of fixed assets   |                              |                              |
| Interest provided in P & L a/c (net of capitalization)                           |                              |                              |
| Prior Period Items   |                              |                              |
| Profit on sale of fixed assets   |                              |                              |
| Exceptional Items  |                              |                              |
| other Adjustments  | -3,947.75                    | 6.68                         |
| Operating profit before working capital changes                                  |                              |                              |
| Adjustment for :   |                              |                              |
| (increase)/Decrease in Inventories   | -0.78                        | -28.77                       |
| (increase)/Decrease in other current assets and financial assets                 |                              |                              |
| (increase)/Decrease in trade receivables   | 16.08                        | 2.94                         |
| Increase/(Decrease) in trade payables  | -2,749.97                    | 74.98                        |
| Increase/(Decrease) in Other financial liabilities and other current liabilities | -6,682.42                    | 55.83                        |
| Cash flow from/(used in) operating activities                                    |                              |                              |
| Income taxes received  | -6,682.42                    | 55.83                        |
| <b>NET CASH FROM OPERATING ACTIVITIES (A)</b>                                    |                              |                              |
| <b>B. CASH FLOW FROM INVESTING ACTIVITIES :</b>                                  | 6,472.76                     | -45.61                       |
| (Sale) of property, plant and equipment  |                              |                              |
| Profit on sale of fixed assets   | 0.60                         | -0.22                        |
| (Increase)/Decrease in Investments   |                              |                              |
| Sale of Investments  | 6,473.36                     | -45.83                       |
| <b>NET CASH USED IN INVESTING ACTIVITIES (B)</b>                                 |                              |                              |
| <b>C. CASH FLOW FROM FINANCING ACTIVITIES :</b>                                  |                              |                              |
| Proceeds/(Payment) of Long Term Borrowings                                       |                              | -10.00                       |
| Increase/(Decrease) in Short Term Borrowings                                     |                              |                              |
| Proceeds from Cash Credit  |                              |                              |
| Repayment of Other Loan  | 123.42                       |                              |
| Increase in Share Capital  | 123.42                       | -10.00                       |
| <b>NET CASH USED IN FINANCING ACTIVITIES (C)</b>                                 |                              |                              |
| <b>NET INCREASE IN CASH &amp; CASH EQUIVALENTS (A+B+C)</b>                       | -85.64                       |                              |
| Cash and cash equivalents as at April 1, 2020                                    | 185.42                       |                              |
| Cash and cash equivalents as at March 31, 2021                                   | 99.78                        |                              |
| <b>Cash and cash equivalents includes:</b>                                       |                              |                              |
| Cash on hand   | 0.78                         |                              |
| Balance with Banks   | 99.00                        |                              |

The accompanying notes form an integral part of these financial statements.

As per our attached Report of even date

For Sanjay Talwar & Associates

Chartered Accountants

FRN No. 005923

Sanjay Talwar

(Partner)

Membership No. 074521

Place : Allahabad

Date: 10-05-2022

For and on behalf of the Board

Mr. J.K. Agrawal

Mr. A.K. Dhawan

Ms. Aakriti Bhushan

Managing Director

Director Finance & CFO

Company Secretary

Aakriti  
Bhushan

**TRIVENI GLASS LTD**

1, KANPUR ROAD, ALLAHABAD, UP - 211001

CIN: L26101UP1971PLC003491; Email:akd@triveniglassltd.com; Website:www.triveniglassltd.com

**Standalone Statement of Audited financial results for the Quarter & year ended 31st March, 2022**

Rs. In Lakhs

|       | Particulars   | For the Quarter ended 31.03.2022 (Q4) | For the Quarter ended 31.12.2021 (Q3) | For the Quarter ended 31.03.2021 | For the year ended 31.03.2022 | For the Year ended 31.03.2021 |
|-------|---|---------------------------------------|---------------------------------------|----------------------------------|-------------------------------|-------------------------------|
|       |   | Audited                               | Un-Audited                            | Audited                          | Audited                       | Audited                       |
| I     | Revenue from operations   | -                                     | -                                     | -                                | -                             | -                             |
| II    | Other income  | 75.23                                 | 6.79                                  | 26.90                            | 98.06                         | 93.55                         |
| III   | <b>Total Revenue (I+II)</b>   | <b>75.23</b>                          | <b>6.79</b>                           | <b>26.90</b>                     | <b>98.06</b>                  | <b>93.55</b>                  |
| IV    | <b>Expenses</b>   |                                       |                                       |                                  |                               |                               |
|       | Cost of Material Consumed   | -                                     | -                                     | -                                | -                             | -                             |
|       | Changes in Inventories of Finished goods work in progress and stock in trade  | -                                     | -                                     | -                                | -                             | -                             |
|       | Excise Duty/GST   | -                                     | -                                     | -                                | -                             | -                             |
|       | Employee benefits expense   | 7.12                                  | 1.72                                  | 23.05                            | 20.62                         | 48.77                         |
|       | Finance costs   | 0.46                                  | 0.04                                  | 0.07                             | 0.50                          | 2.23                          |
|       | Depreciation and Amortisation Expense   | 0.01                                  | -                                     | 0.41                             | 0.01                          | 0.41                          |
|       | Other expenses  | 153.56                                | 14.63                                 | 16.21                            | 203.25                        | 35.87                         |
|       | <b>Total expenses</b>   | <b>161.15</b>                         | <b>16.39</b>                          | <b>39.74</b>                     | <b>224.38</b>                 | <b>87.28</b>                  |
| V     | <b>Profit / (Loss) before exceptional and extraordinary items (III-IV)</b>  | <b>(85.92)</b>                        | <b>(9.60)</b>                         | <b>-12.84</b>                    | <b>(126.32)</b>               | <b>6.27</b>                   |
| VI    | Exceptional items   | (3,821.44)                            | -                                     | -                                | (3,821.44)                    | -                             |
| VII   | <b>Profit / (Loss) before extraordinary items and tax (V-VI)</b>  | <b>(3,907.36)</b>                     | <b>(9.60)</b>                         | <b>-12.84</b>                    | <b>(3,947.76)</b>             | <b>6.27</b>                   |
| VIII  | Tax expense   |                                       |                                       |                                  |                               |                               |
|       | 1) Current Tax  | -                                     | -                                     | -                                | -                             | -                             |
|       | 2) Deferred Tax Liability/ (Asset)  | -                                     | -                                     | -                                | -                             | -                             |
| IX    | <b>Net Profit / (Loss) for the period from continuing operations VII-VIII</b>   | <b>(3,907.36)</b>                     | <b>(9.60)</b>                         | <b>-12.84</b>                    | <b>(3,947.76)</b>             | <b>6.27</b>                   |
| X     | Profit/loss from discontinued operations  | -                                     | -                                     | -                                | -                             | -                             |
| XI    | Tax expenses of discontinued operations   | -                                     | -                                     | -                                | -                             | -                             |
| XII   | <b>Profit/loss from discontinued operations (after tax) (X-XI)</b>  | <b>-</b>                              | <b>-</b>                              | <b>-</b>                         | <b>-</b>                      | <b>-</b>                      |
| XIII  | <b>Profit/loss for the period (IX+XII)</b>  | <b>(3,907.36)</b>                     | <b>(9.60)</b>                         | <b>-12.84</b>                    | <b>(3,947.76)</b>             | <b>6.27</b>                   |
| XIV   | Other Comprehensive Income  | -                                     | -                                     | -                                | -                             | -                             |
|       | A. (i) Items that will not be reclassified to profit or loss  |                                       |                                       |                                  |                               |                               |
|       | (ii) Income tax relating to items that will not be reclassified to profit or loss   |                                       |                                       |                                  |                               |                               |
|       | B. (i) Items that will be reclassified to profit or loss  |                                       |                                       |                                  |                               |                               |
|       | (ii) Income tax relating to items that will be reclassified to profit or loss   |                                       |                                       |                                  |                               |                               |
| XV    | <b>Total Comprehensive Income for the period (XIII+XIV) Comprising Profit (Loss) and Other comprehensive Income for the period)</b> | <b>(3,907.36)</b>                     | <b>(9.60)</b>                         | <b>-12.84</b>                    | <b>(3,947.76)</b>             | <b>6.27</b>                   |
| XVI   | <b>Earnings per equity share (for continuing operation):</b>  | <b>(309.63)</b>                       | <b>(0.08)</b>                         | <b>-0.10</b>                     | <b>(312.83)</b>               | <b>0.05</b>                   |
|       | (1) Basic   |                                       |                                       |                                  |                               |                               |
|       | (2) Diluted   |                                       |                                       |                                  |                               |                               |
| XVII  | <b>Earnings per equity share (for discontinued operation):</b>  | <b>-</b>                              | <b>-</b>                              | <b>-</b>                         | <b>-</b>                      | <b>-</b>                      |
|       | (1) Basic   |                                       |                                       |                                  |                               |                               |
|       | (2) Diluted   |                                       |                                       |                                  |                               |                               |
| XVIII | <b>Earning per equity share (for discontinued &amp; continuing operation)</b>   | <b>-</b>                              | <b>-</b>                              | <b>-</b>                         | <b>-</b>                      | <b>-</b>                      |
|       | (1) Basic   |                                       |                                       |                                  |                               |                               |
|       | (2) Diluted   |                                       |                                       |                                  |                               |                               |
| XVII  | Paid-up equity share capital (Face Value Rs. 10)  | 1,261.94                              | 1,261.94                              | 1,261.94                         | 1,261.94                      | 1,261.94                      |
| XVIII | Reserve excluding Revaluation Reserves as per balance sheet of previous accounting year   | 4,404.00                              | 4,404.00                              | 4,404.00                         | 4,404.00                      | 4,404.00                      |

Place : Prayagraj  
Date : 10-05-2022



*Mr. J. K. Agrawal*

Mr. J. K. Agrawal  
Managing Director



**TRIVENI GLASS LTD**

1, KANPUR ROAD, ALLAHABAD, UP - 211001

CIN: L26101UP1971PLC003491; Email:akd@triveniglassltd.com; Website:www.triveniglassltd.com

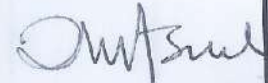
Tel: 0532-2407325

**Standalone Statement of Audited financial results for the Quarter and year ended 31st March, 2022**

|   | Particulars  | Rs. in Lakhs                        |                                     |                                  |
|---|--|-------------------------------------|-------------------------------------|----------------------------------|
|   |  | For the Quarter<br>ended 31.03.2022 | For the Year<br>ended<br>31.03.2022 | For the Year<br>ended 31.03.2021 |
|   |  | Audited                             | Audited                             | Audited                          |
| 1 | Total Income from operations   | 75.23                               | 98.06                               | 93.55                            |
| 2 | Net Profit / (Loss) from ordinary activities before tax                                  | (85.92)                             | (126.32)                            | 6.27                             |
| 3 | Net Profit / (Loss) for the period after tax (before Exceptional items)                  | (3,907.36)                          | (3,947.76)                          | 6.27                             |
| 4 | Net Profit / (Loss) for the period after tax (after Exceptional items)                   | (3,907.36)                          | (3,947.76)                          | 6.27                             |
| 5 | Other Comprehensive Income   |                                     |                                     | -                                |
| 6 | Paid-up equity share capital   | 1,261.94                            | 1,261.94                            | 1,261.94                         |
| 7 | Reserves (excluding Revaluation Reserves as shown in the balance sheet of previous year) | 4,404.00                            | 4,404.00                            | 4,404.00                         |
| 8 | Earnings per share (for continued operations) :  |                                     |                                     |                                  |
|   | (a.) Basic   | (309.63)                            | (312.83)                            | 0.05                             |
|   | (b.) Diluted   | (309.63)                            | (312.83)                            | 0.05                             |

Note: The above is an extract of the detailed format of **Quarterly**/Annual Financials Results filed with the Bombay Stock Exchange under Regulation 33 of the SEBI (Listing and Other Disclosure Requirements) Regulations, 2015 duly approved by the Board of Directors' in their meeting held on **10-05-2022** The full format of the **Quarterly** /Annual Financial Results are available on the Stock Exchange websites ([www.bseindia.com](http://www.bseindia.com)) and also on the website of the company ([www.triveniglassltd.com](http://www.triveniglassltd.com)).

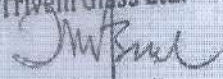
Place: Prayagraj  
Date: 10-05-2022


  
J K Agrawal  
Managing Director



**Notes:**

1. The above Audited Standalone financial results for the quarter and year ended March 31<sup>st</sup> 2021 in respect of Triveni Glass Limited ("the Company") have been reviewed by the Audit Committee and approved by the Board of Directors of the Company at their respective meetings held on June 22 2021. The above results have been subjected to audit by the Statutory Auditors of the company. Effective 1<sup>st</sup> April 2017, the company has adopted Ind-AS with transition date of 1<sup>st</sup> April, 2016.
2. The above Annual Financials Results are available on the Stock Exchange websites ([www.bseindia.com](http://www.bseindia.com)) and also on website of the company ([www.triveniglassltd.com](http://www.triveniglassltd.com)).
3. These financial results have been prepared in accordance with Indian Accounting standards ("Ind AS") prescribed under section 133 of the Companies Act, 2013 read with the relevant rules thereunder and in terms of Regulation 33 of SEBI [Listing Obligations and Disclosure Requirements] Regulations, 2015 and SEBI Circular No. CIR/CFD/FAC/62/2016 dated July 5, 2016 and Schedule III (Division II) of the Companies Act 2013.
4. The above results have been prepared in compliance with the recognition and measurement principles of the Companies (Indian Accounting Standards] Rules, 2015 (Ind AS), as amended by the Companies (Indian Accounting Standards) (Amendment Rules) 2016 prescribed under Section 133 of the Companies Act, 2013 and other recognized accounting practices and policies to the extent applicable. Beginning 1<sup>st</sup> April, 2017, the Company has for the first time adopted Ind AS with a transition date of 1<sup>st</sup> April, 2016.
5. The Company has single reportable segment viz. "Glass Industry"
6. M/s Sanjay Talwar & Associates, Statutory Auditors of the Company have conducted a 'Annual Audit' of the above financial results pursuant to Regulation 33 of SEBI (Listing Obligations and Disclosure Requirements) Regulations, 2015. However, the management has exercised necessary due diligence to ensure that such financial results provide a true and fair view of its affairs.

On and behalf of the Board of Directors  
For Triveni Glass Ltd.  
  
I.K. Aggarwal  
Managing Director



Date : 10-05-2022

Place : Allahabad



TGL/2021-22/SEC-015  
Date: 10-05-2022

To,  
The Manager  
Department of Corporate Services-Listing  
**BSE Limited**  
16th floor, P J Towers,  
Dalal Street, Mumbai- 400001

**Sub: Declaration in respect of Auditors' Report with unmodified opinion for the Audited Financial Results for the year ended 31<sup>st</sup> March 2022 under Regulation 33(3)(d) of SEBI (Listing Obligations and Disclosure Requirements) Regulations, 2015 read with SEBI Notification No. SEBI/LAD-NRO/GN/2016-17/001 DATED 10<sup>th</sup> May 2016 & SEBI Circular No. CIR/CFD/CMD/56/2016/ DATED 27<sup>th</sup> May 2016**

**Ref: Triveni Glass Limited (Scrip Code 502281)**

Dear Sir,

With reference to the Audited Financial Results of the company for the year ended 31<sup>st</sup> March 2022, we hereby declare that the Statutory Auditors of the company, M/S Sanjay Talwar & Associates, Chartered Accountants (Firm Registration Number 005923C), have expressed an unmodified opinion on the Auditor's Report on Standalone Audited Financial Results of the company for the Financial Year Ended 31<sup>st</sup> March, 2022.

Request you to please take the above on record and oblige..

Thanks & Regards  
For Triveni Glass Limited

  
AK Dhawan  
Director Finance



**Regd. Off. :**

1, Kanpur Road, Allahabad - 211 001, India  
Phone : +91-532-2407325  
Fax : +91-532-2407450  
E-mail : akd@triveniglassltd.com  
Website : www.triveniglassltd.com  
CIN No. : L26101UP1971PLC003491

**IF IT'S GLASS IT'S US**