

March 10, 2020

BSE Limited
P.J.Towers
Dalal Street
Mumbai – 400 001.

National Stock Exchange of India Limited
Bandra Kurla Complex
Bandra East
Mumbai – 400 051.

Sirs


Sub: Clause 51 of the SEBI (LODR) Regulations, 2015 - Operational data for the month of February 2020.

In terms of clause 51 of the SEBI (LODR) Regulations, 2015, we are enclosing herewith the operational data of our sugar factories for the month of February 2020.

Kindly take the above information on your records.

Thanking you

For and on behalf of
RAJSHREE SUGARS & CHEMICALS LIMITED


M. PONRAJ
Company Secretary

Enc: as above



Rajshree Sugars & Chemicals Limited

The Uffizi, 338/8, Avanashi Road, Peelamedu, Coimbatore - 641 004, TN, India.

T: +91 - 422 4226222, 2580981-82 F: +91 - 422 2577929 E: rscl@rajshreesugars.com W: www.rajshreesugars.com

CIN: L01542TZ1985PLC001706

RAJSHREE SUGARS & CHEMICALS LIMITED, COIMBATORE

UNIT I - VARADARAJNAGAR, THENI DISTRICT

OPERATIONAL DATA

SUGAR


Sl. No.	Particulars	Units	Season 2019-20		Season 2018-19	
			February	Season upto February	February	Season upto February
1	Cane crushed	MTs	22,069	23,670	22,990	29,365
2	Sugar production	MTs	1,809	1,809	2,439	2,614
3	Sugar Sales	MTs	206	3,549	1,121	6,177

MOLASSES

Sl. No.	Particulars	Units	Season 2019-20	
			February	Season upto February
1	Production	MTs	967	967
2	Own consumption & sales	MTs	-	-

COGENERATION

Sl. No.	Particulars	Units	Season 2019-20	
			February	Season upto February
1	Power Generated	Lakh Units	11.46	11.97
2	Captive consumption	Lakh Units	8.74	9.24
3	Export to Grid	Lakh Units	2.72	2.73



RAJSHREE SUGARS & CHEMICALS LIMITED, COIMBATORE

UNIT II - MUNDIYAMPAKKAM, VIKRAVANDI TALUK, VILLUPURAM DISTRICT

OPERATIONAL DATA

SUGAR


Sl. No.	Particulars	Units	Season 2019-20		Season 2018-19	
			February	Season upto February	February	Season upto February
1	Cane crushed	MTs	112,790	222,412		
2	Sugar production	MTs	10,239	17,684	106,288	265,262
3	Sugar Sales	MTs	8,384	15,540	9,816	22,218
					4,922	19,078

MOLASSES

Sl. No.	Particulars	Units	Season 2019-20	
			February	Season upto February
1	Production	MTs	6,693	12,207
2	Own consumption & sales	MTs	4,327	8,894

COGENERATION

Sl. No.	Particulars	Units	Season 2019-20	
			February	Season upto February
1	Power Generated	Lakh Units	132.29	256.33
2	Captive consumption	Lakh Units	38.29	73.65
3	Export to Grid	Lakh Units	94.00	182.68



RAJSHREE SUGARS & CHEMICALS LIMITED, COIMBATORE

UNIT III - SEMMEDU VILLAGE, GINGEE TALUK, VILLUPURAM DISTRICT

OPERATIONAL DATA

SUGAR

Sl. No.	Particulars	Units	Season 2019-20		Season 2018-19	
			February	Season upto February	February	Season upto February
1	Cane crushed	MTs		-	53,678	109,849
2	Sugar production	MTs		-	4,597	8,278
3	Sugar Sales	MTs	2	38	3,785	16,635

MOLASSES

Sl. No.	Particulars	Units	Season 2019-20	
			February	Season upto February
1	Production	MTs		-
2	Own consumption & sales	MTs		-

COGENERATION

Sl. No.	Particulars	Units	Season 2019-20	
			February	Season upto February
1	Power Generated	Lakh Units	7.95	32.22
2	Captive consumption	Lakh Units	7.95	32.22
3	Export to Grid	Lakh Units	-	-

