



TGL/2019-20/SEC-131

Date: 07.11.2019

To,  
The Manager  
Department of Corporate Services-Listing  
BSE Limited  
16th floor, P J Towers,  
Dalal Street, Mumbai- 400001

**Sub: Discrepancies in Standalone Financial Results for the quarter ended September 2019**

**Ref: Triveni Glass Limited (Scrip Code 502281)**



Dear Sir,

Please refer to your mail dated 06.11.2019, with the above mentioned subject. With reference to the same, we are re-submitting the financial results for the quarter and half year ended 30.09.2019, along with the Cash Flow Statement for the said period.

This is for your information. Please update the same in your record.

**Thanks & Regards**

**For Triveni Glass Limited**

  
  
**Sumit Bhattacharya**  
**Company Secretary**

Encl.: 1. Standalone Un-Audited Financial results alongwith notes  
2. Limited review report

**Regd. Off. :**

1, Kanpur Road, Allahabad - 211 001, India

Phone : +91-532-2407325

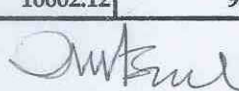

Fax : +91-532-2407450

E-mail : akd@triveniglassltd.com

Website : www.triveniglassltd.com

CIN No. : L26101UP1971PLC003491

**IF IT'S GLASS IT'S US**

TRIVENI GLASS LTD NO.1 , KANPUR ROAD, ALLAHABAD - 211001		RS. LAKHS	
Standalone Statement of Assets and Liabilities		For the half year ended 30.09.2019 (Un-Audited)	For the year ended 31.03.2019 (Audited)
Particulars			
<b>A</b>	<b>ASSETS</b>		
<b>1</b>	<b>Non-current assets</b>		
	(a) Property, plant & equipments	8062.11	7760.05
	(b) Capital work in progress	1.05	0.00
	(c) Investment Property	0.00	0.00
	(d) Goodwill	0.00	0.00
	(e) Other Intangible assets	0.00	0.00
	(f) Intangible assets under development	0.00	0.00
	(i) Deferred tax assets (net)	0.00	0.00
	(j) Other non-current assets	0.00	0.00
	<b>Total - Non-current assets</b>	<b>8063.16</b>	<b>7760.05</b>
<b>2</b>	<b>Current assets</b>		
	(a) Inventories	1345.48	937.91
	(b) Financial Assets		
	Investments	24.74	0.00
	Trade receivables	191.18	116.12
	Cash and cash equivalents	-	6.35
	Bank balances other than above	432.95	225.53
	Loans	-	0.00
	Other Financial Assets	74.01	86.01
	(c) Current Tax Assets (Net)	0.00	7.47
	(d) Other current assets	470.60	210.40
	<b>Total - Current assets</b>	<b>2538.96</b>	<b>1589.79</b>
	<b>TOTAL - ASSETS</b>	<b>10602.12</b>	<b>9349.84</b>
<b>A</b>	<b>EQUITY AND LIABILITIES</b>		
<b>1</b>	<b>Equity</b>		
	(a) Equity Share capital	1261.94	1261.94
	(b) Other Equity	-4532.04	-4738.58
	<b>Total - Equity</b>	<b>-3270.10</b>	<b>-3476.64</b>
<b>2</b>	<b>Non-current liabilities</b>		
	(a) Financial Liabilities		
	Long term Borrowings	1925.74	3897.75
	Other financial liabilities	0.00	0.00
	(b) Provisions	0.00	0.00
	(c) Deferred tax liabilities (net)	0.00	0.00
	(d) Other non-current liabilities	0.00	0.00
	<b>Total - Non-current liabilities</b>	<b>1925.74</b>	<b>3897.75</b>
<b>3</b>	<b>Current liabilities</b>		
	(a) Financial Liabilities		
	Borrowings	1812.51	1970.44
	Trade payables	547.55	1373.95
	Other Financial liabilities	6381.61	1339.45
	(b) Provisions	0.00	0.00
	(c) Current Tax Liabilities (Net)	0.00	0.00
	(d) Other current liabilities	3204.81	4244.89
	<b>Total - Current liabilities</b>	<b>11946.48</b>	<b>8928.73</b>
	<b>TOTAL - EQUITY AND LIABILITIES</b>	<b>10602.12</b>	<b>9349.84</b>
Place : Prayagraj			
Date : 26.10.2019			
		 <b>J K Agrawal</b> Managing Director	

TRIVENI GLASS LTD

NO.1, KANPUR ROAD, ALLAHABAD - 211001

CIN: L26101UP1971PLC003491

Website: www.triveniglassltd.com

PART I

In Lakhs

Statement of Standalone Audited financial results for the Quarter and half year ended 30th September 2019


	Particulars	For the Quarter ended 30.09.2019	For the Quarter ended 30.06.2019	For the Quarter ended 30.09.2018	For the half year ended 30.09.2019	For the half year ended 30.09.2018	For the Year ended 31.03.2019
		Un-Audited	Un-Audited	Un-Audited	Un-Audited	Un-Audited	Audited
I	Revenue from operations	2142.47	1369.13	1931.64	3511.60	3687.38	7380.04
II	Other income	26.99	13.15	7.81	40.14	67.75	986.15
III	<b>Total Revenue (I+II)</b>	<b>2169.46</b>	<b>1382.28</b>	<b>1939.45</b>	<b>3551.74</b>	<b>3755.13</b>	<b>8366.19</b>
IV	Expenses						
	Cost of Material Consumed	816.69	585.14	750.70	1401.83	1464.44	3190.63
	Changes in Inventories of Finished goods work in progress and stock in trade	-120.30	-188.70	-82.00	-309.00	-226.47	-116.01
	Excise Duty	365.95	209.53	254.44	575.48	530.94	1195.02
	Employee benefits expense	29.23	99.10	94.08	128.33	188.24	413.18
	Finance costs	403.85	1.00	60.00	404.85	117.49	327.32
	Depreciation and Amortisation Expense	18.00	18.00	15.00	36.00	36.00	74.10
	Other expenses	825.75	579.75	707.97	1405.50	1375.79	3036.37
	<b>Total expenses</b>	<b>2339.17</b>	<b>1303.82</b>	<b>1800.19</b>	<b>3642.99</b>	<b>3486.43</b>	<b>8120.61</b>
V	Profit/ (Loss) before exceptional and extraordinary items (III-IV)	-169.71	78.46	139.26	-91.25	268.70	245.58
VI	Exceptional items	0.00	0.00	0.00	0.00	0.00	-14.90
VII	<b>Profit/ (Loss) before extraordinary items and tax (V-VI)</b>	<b>-169.71</b>	<b>78.46</b>	<b>139.26</b>	<b>-91.25</b>	<b>268.70</b>	<b>230.68</b>
VIII	Tax expense						
	1) Current Tax	- 0.00	0.00	0.00	0.00	0.00	0.00
	2) Deferred Tax Liability/ (Asset)	0.00	0.00	0.00	0.00	0.00	0.00
IX	<b>Net Profit/ (Loss) for the period from continuing operations VII-VII)</b>	<b>-169.71</b>	<b>78.46</b>	<b>139.26</b>	<b>-91.25</b>	<b>268.70</b>	<b>230.68</b>
X	Profit/loss from discontinued operations	0.00	0.00	0.00	0.00	0.00	0.00
XI	Tax expenses of discontinued operations	0.00	0.00	0.00	0.00	0.00	0.00
XII	<b>Profit/loss from discontinued operations (after tax) (X-XI)</b>	<b>0.00</b>	<b>0.00</b>	<b>0.00</b>	<b>0.00</b>	<b>0.00</b>	<b>0.00</b>
XIII	<b>Profit/loss for the period (IX+XII)</b>	<b>-169.71</b>	<b>78.46</b>	<b>139.26</b>	<b>-91.25</b>	<b>268.70</b>	<b>230.68</b>
XIV	Other Comprehensive Income	0.00	0.00	0.00	0.00	0.00	0.00
	A. (i) Items that will not be reclassified to profit or loss						
	(ii) Income tax relating to items that will not be reclassified to profit or loss						
	B. (i) Items that will be reclassified to profit or loss						
	(ii) Income tax relating to items that will be reclassified to profit or loss						
XV	<b>Total Comprehensive Income for the period (XIII+XIV) Comprising Profit (Loss) and Other comprehensive Income for the period )</b>	<b>-169.71</b>	<b>78.46</b>	<b>139.26</b>	<b>-91.25</b>	<b>268.70</b>	<b>230.68</b>
XVI	Earnings per equity share (for continuing operation):	-1.34	0.62	1.10	-0.72	2.13	1.83
	(1) Basic						
	(2) Diluted						
XVII	Earnings per equity share (for discontinued operation):						
	(1) Basic						
	(2) Diluted						
XVII I	Earning per equity share (for discontinued & continuing operation)						
	(1) Basic						
	(2) Diluted						
XIX	Paid-up equity share capital (Face Value Rs. 10)	1261.94	1261.94	1261.94	1261.94	1261.94	1261.94
XX	Reserve excluding Revaluation Reserves as per balance sheet of previous accounting year	4404.00	4404.00	4404.00	4404.00	4404.00	4404.00

Place : Allahabad  
Date : 26.10.2019

For Sanjay Talwar & Associates  
Statutory Auditors  
Allahabad

For and on Behalf of Board

J K Agrawal  
Managing Director



## Triveni Glass Limited

## Cash Flow Statement for the half year ended September 30, 2019

Particulars	(Rupees in lakhs)	
	Half Year ended September 30, 2019	Year ended March 31, 2019
<b>A. CASH FLOW FROM OPERATING ACTIVITIES</b>		
Net Profit/ (Loss) before tax	268.70	230.68
Add/(Less) :		
Other Income		-
Unclaimed Balance Written Back		-
Sundry Debit balance written off		-
Depreciation	36.00	74.10
Profit on sale of fixed assets		-
Interest provided in P & L a/c (net of capitalization)		-
Prior Period Items		
Profit on sale of fixed assets		-
Operating profit before working capital changes	304.70	304.78
Adjustment for :		
(increase)/Decrease in Inventories	(407.57)	167.12
(increase)/Decrease in other current assets and financial assets	(448.15)	103.62
(increase)/Decrease in trade receivables	(75.06)	38.61
Increase/(Decrease) in trade payables	(826.40)	440.65
Increase/(Decrease) in Other financial liabilities and other current liabilities	4,002.08	617.24
Cash flow from/(used in) operating activities	2,549.60	1,672.02
Income taxes received		-1.30
<b>NET CASH FROM OPERATING ACTIVITIES (A)</b>	<b>2,549.60</b>	<b>1,670.72</b>
<b>B. CASH FLOW FROM INVESTING ACTIVITIES :</b>		
(Purchase) of property, plant and equipment	(338.99)	-0.31
Profit on sale of fixed assets		-
(Increase)/Decrease in Investments	(24.74)	-60.76
Sale of Investments		-
<b>NET CASH USED IN INVESTING ACTIVITIES (B)</b>	<b>-363.73</b>	<b>-61.07</b>
<b>C. CASH FLOW FROM FINANCING ACTIVITIES :</b>		
Proceeds/(Payment) of Long Term Borrowings	(1,972.01)	-1,788.60
Increase/(Decrease) in Short Term Borrowings	(157.93)	180.03
Proceeds from Cash Credit		-
Repayment of Other Loan	(62.28)	-
Decrease in Share Capital		-
<b>NET CASH USED IN FINANCING ACTIVITIES (C)</b>	<b>(2,192.22)</b>	<b>(1,608.57)</b>
<b>NET INCREASE IN CASH &amp; CASH EQUIVALENTS (A+B+C)</b>	<b>(6.35)</b>	<b>1.08</b>
Cash and cash equivalents as at April 1, 2019	(6.35)	5.27
Cash and cash equivalents as at September 30, 2019		6.35
<b>Cash and cash equivalents includes:</b>		
Cash on hand		1.93
Balance with Banks		4.42
		6.35

Place : Allahabad  
Date : 26.10.2019

For and on Behalf of Board

  
JK Agrawal  
Managing Director







**Notes:**

1. The above Un- Audited Standalone financial results for the quarter and half year ended September 30th, 2019 in respect of Triveni Glass Limited ("the Company") have been reviewed by the Audit Committee and approved by the Board of Directors of the company at their respective meetings held on Saturday, 26<sup>th</sup> October, 2019. The Statutory Auditors of the Company have conducted a "Limited Review" of the above financial results pursuant to Regulation 33 of SEBI (Listing Obligations and Disclosure Requirements) Regulations, 2015. Effective 1st April 2017, the company has adopted Ind-AS with transition date of 1st April, 2016.
2. The above Un-audited standalone Financials Results are available on the Stock Exchange websites ([www.bseindia.com](http://www.bseindia.com)) and also on website of the company ([www.triveniglassltd.com](http://www.triveniglassltd.com)).
3. These financial results have been prepared in accordance with Indian Accounting standards ("Ind AS") prescribed under section 133 of the Companies Act, 2013 read with the relevant rules thereunder and in terms of Regulation 33 of SEBI (Listing Obligations and Disclosure Requirements) Regulations, 2015 and SEBI Circular No. CIR/CFD/FAC/62/2016 dated July 5, 2016 and Schedule III (Division II) of the Companies Act 2013.
4. The above results have been prepared in compliance with the recognition and measurement principles of the Companies (Indian Accounting Standards) Rules, 2015 (Ind AS), as amended by the Companies (Indian Accounting Standards) (Amendment Rules) 2016 prescribed under Section 133 of the Companies Act, 2013 and other recognized accounting practices and policies to the extent applicable. Beginning 1<sup>st</sup> April, 2017, the Company has for the first time adopted Ind AS with a transition date of 1st April, 2016.
5. The Company has single reportable segment viz. "Glass Industry".
6. Figures of the previous periods have been regrouped/ reclassified/ restated, wherever necessary to correspond with the figures of the current reporting periods.

**For and on behalf of the Board of Directors'**

  
**J K Agrawal**  
Managing Director



**Date: 26.10.2019**

**Place: Prayagraj**

**Regd. Off. :**

1, Kanpur Road, Allahabad - 211 001, India  
Phone : +91-532-2407325  
Fax : +91-532-2407450  
E-mail : [akd@triveniglassltd.com](mailto:akd@triveniglassltd.com)  
Website : [www.triveniglassltd.com](http://www.triveniglassltd.com)  
CIN No. : L26101UP1971PLC003491

**IF IT'S GLASS IT'S US**



Review report to,

**The Board of Directors**  
**Triveni Glass Limited**  
**1, Kanpur Road, Allahabad**

We have reviewed the accompanying statement of unaudited financial results of Triveni Glass Limited for the period ended 30.09.2019. This statement is the responsibility of the Company's Management and has been approved by the Board of Directors. Our responsibility is to issue a report on these financial statements based on our review.

We conducted our review of the Statement in accordance with the Standard on Review Engagements (SRE) 2410 "Review of Interim Financial Information Performed by the Independent Auditor of the Entity", issued by the Institute of Chartered Accountants of India. This standard requires that we plan and perform the review to obtain moderate assurance as to whether the financial statements are free of material misstatement. A review is limited primarily to inquiries of company personnel and analytical procedures applied to financial data and thus provides less assurance than an audit. We have not performed an audit and accordingly, we do not express an audit opinion.

Based on our review conducted as above, nothing has come to our attention that causes us to believe that the accompanying statement of unaudited financial results prepared in accordance with applicable accounting standards and other recognized accounting practices and policies has not disclosed the information required to be disclosed in terms of Regulation 33 of the SEBI (Listing Obligations and Disclosure Requirements) Regulations, 2015 including the manner in which it is to be disclosed, or that it contains any material misstatement.

Our conclusion is not modified in respect of this matter.

**For Sanjay Talwar & Associates**  
**Chartered Accountants**

FRN No. 005923C



**Sanjay Talwar**  
Partner

Membership Number. 074521

Place: Allahabad  
Date: 26.10.2019