

CFHRO SE CS LODR 163/2020

03/11/2020

ONLINE SUBMISSION

BSE Limited
Corporate Relationship Department
25th Floor, P J Towers
Dalal Street, Fort,
Mumbai - 400 001
BSE Scrip Code: 511196

Dear Sirs,


Subject: ALM Statements for the quarter ended Q2 FY21
Ref: SEBI Circular No. SEBI/HO/DDHS/DDHS/CIR/P/2019/115 dated 22/10/2019.

Pursuant to Annexure II of the above referred SEBI Circular with respect to framework for listing of Commercial Paper, we are enclosing herewith the latest ALM Statement for the quarter ended 30/09/2020 of our Company.

Kindly take the above information on record.

Thanking you,

Yours faithfully,
For Can Fin Homes Limited



Veena G Kamath
AGM & Company Secretary

Encl: As above.



Statement of short-term dynamic liquidity
(as on 30.09.2020)

| Name of the HFC: | Can Fin Homes Limited | | | | (Amount in Crores of rupees) | | | |
|--|-----------------------|--|--|--|------------------------------|---------------|---------------------|----------------|
| | | | | | 1-14 days | 15-28 days | 29 days to 3 months | 3-6 months |
| A. OUTFLOWS | | | | | | | | |
| 1. Increase in loans and advance | | | | | 200.00 | 300.00 | 1200.00 | 1800.00 |
| 2. Net increase in investments | | | | | | | | |
| i. Government/approved securities | | | | | 0.00 | 0.00 | 0.00 | 0.00 |
| ii. Bonds/debentures/shares | | | | | 400.00 | 0.00 | 0.00 | 400.00 |
| iii. Others- Fixed Deposits | | | | | 0.00 | 5.50 | 2.00 | 6.07 |
| 3. Net decrease in public deposits, ICDs | | | | | 2.96 | 2.59 | 9.62 | 18.50 |
| 4. Net decrease in borrowing from various sources/net increase in market lending (Installment) | | | | | 32.88 | 191.74 | 607.77 | 1068.43 |
| 5. Outflow on account of off-balance sheet items. | | | | | | | | |
| 6. Other outflows - Expenses | | | | | 2.50 | 4.00 | 12.00 | 90.00 |
| TOTAL OUTFLOWS (A) | | | | | 638.34 | 503.83 | 1831.39 | 3383.00 |
| B. INFLOWS | | | | | | | | |
| 1. Net cash position | | | | | 1.00 | 2.50 | 7.00 | 15.00 |
| 2. Net increase in deposits | | | | | 4.00 | 3.50 | 13.00 | 25.00 |
| 3. Inflow on investments | | | | | 0.00 | 5.50 | 2.00 | 6.07 |
| 4. Inflow on performing advances | | | | | 247.64 | 247.64 | 990.55 | 1671.55 |
| 5. Net increase in borrowing from various sources* | | | | | 384.00 | 242.00 | 805.00 | 3705.73 |
| 6. Inflow on account of off-balance sheet items. | | | | | | | | |
| 7. Other inflows - Income | | | | | 2.34 | 3.52 | 14.06 | 21.09 |
| TOTAL INFLOWS (B) | | | | | 638.98 | 504.65 | 1831.61 | 5444.45 |
| C. Mismatch (B-A) | | | | | 0.64 | 0.82 | 0.22 | 2061.45 |
| D. Cumulative mismatch | | | | | 0.64 | 1.46 | 1.69 | 2063.13 |
| E. C as percentage to total outflows | | | | | 0.10% | 0.16% | 0.01% | 60.94% |
| **The balance unavailed portion of the documented loan with various banks is Rs.2996.73 cr as per existing limit. Further Rs. 2140 Cr of fresh sanctions from various banks is in pipeline. | | | | | | | | |

For Can Fin Homes Ltd.



Asst. General Manager

Statement of Structural Liquidity
(as on 30.09.2020)

Oct Oct Nov Dec Jan/Feb/Mar 2' April 21 to Sept 2 Oct 21 to Sept 23 Oct 23 to Sept 25 Oct 25 to Sept 27 Oct 27 to Sept 30 Oct 30 Onwards
Can Fin Homes Ltd
(Amount in crore of rupees)

Name of the HFC:

A. OUTFLOWS

| Items/time | 1 to 14 days | 14 to 30 days (one month) | Over one month to 2 mnth | Over 2 - 3 mnths | Over 3-6 mnth | Over 6 mnth - 1 yr | Over 1-3 yrs | Over 3-5 yrs | Over 5-7 yrs | Over 7-10 yrs | Over 10 yrs | Total |
|---|---------------|---------------------------|--------------------------|------------------|----------------|--------------------|----------------|----------------|----------------|----------------|----------------|-----------------|
| 1.Capital | 0.00 | 0.00 | 0.00 | 0.00 | 0.00 | 0.00 | 0.00 | 0.00 | 0.00 | 0.00 | 26.63 | 26.63 |
| a)Equity & perpetual preference shares | | | | | | | | | | | | |
| b)Non-perpetual preference shares | | | | | | | | | | | | |
| 2.Reserves & Surplus | 0.00 | 0.00 | 0.00 | 0.00 | 0.00 | 0.00 | 0.00 | 0.00 | 0.00 | 0.00 | 2332.60 | 2332.60 |
| 3.Gifts, grants, donations & benefactions | | | | | | | | | | | | |
| 4. Notes, bonds & debentures a)Plain vanilla bonds/debentures | 0.00 | 400.00 | 0.00 | 0.00 | 400.00 | 0.00 | 972.00 | 100.00 | 0.00 | 0.00 | 0.00 | 1872.00 |
| c)Fixed rate notes | | | | | | | | | | | | |
| 5.Deposits from public a) Term deposits | 23.61 | 5.92 | 13.33 | 14.08 | 50.92 | 78.36 | 69.03 | 21.07 | 8.91 | - | - | 285.23 |
| Borrowings | | | | | | | | | | | | |
| 6. Borrowings a)Term money borrowings | 50.00 | 808.47 | 41.72 | 137.99 | 318.67 | 776.34 | 2846.35 | 2500.41 | 1752.32 | 1238.98 | 0.00 | 10471.24 |
| b)From RBI, Govt & others(NHB & HUDCO) | 139.17 | 0.00 | 0.00 | 0.00 | 138.30 | 904.23 | 1013.08 | 942.00 | 390.32 | 254.03 | 133.00 | 3914.13 |
| c) Commercial Paper | 0.00 | 0.00 | 100.00 | 0.00 | 650.00 | 500.00 | 0.00 | 0.00 | 0.00 | 0.00 | 0.00 | 1250.00 |
| Overdraft | 0.00 | 0.00 | 0.00 | 0.00 | 0.00 | 338.38 | 0.00 | 0.00 | 0.00 | 0.00 | 0.00 | 338.38 |
| 7.Current Liabilities & Provisions | | | | | | | | | | | | |
| a)Sundry creditors/(Uncl.dep., Deb.int & dividend,accr int not due, deb redemption) | 28.09 | 0.00 | 0.00 | 0.00 | 8.31 | 0.00 | 8.31 | 0.00 | 8.31 | 0 | 0 | 53.02 |
| b)Expenses payable | 115.49 | | | | | | | | | | | 115.49 |
| c)Advance income received | 5.52 | | | | | | | | | 0 | | 5.52 |
| Int payable on deposits | 1.80 | 0.45 | 1.02 | 1.07 | 3.89 | 5.98 | 5.27 | 1.61 | 0.68 | 0.00 | 0.00 | 21.76 |
| Int payable on borrowings | 104.19 | 38.98 | 84.03 | 63.46 | 253.48 | 491.93 | 1675.21 | 1031.53 | 545.88 | 240.60 | 56.11 | 4585.41 |
| e)Provisions other than for NPAs, PL Encashment | 18.87 | | | | | | | | | | | 18.87 |
| 8.Contingent liabilities | | | | | | | | | | | | 0.00 |
| a)Letters of credit/guarantes | | | | | | | | | | | | 0.00 |
| b)Loan commitments pending disbursal (outflows) | 203.85 | 203.85 | 203.85 | 152.88 | 458.65 | 0.00 | 0.00 | 0.00 | 0.00 | 0.00 | 0.00 | 1223.08 |
| c)Lines of credit committed to other institutions (outflows) | 0.00 | 0.00 | 0.00 | 0.00 | 0.00 | 0.00 | 0.00 | 0.00 | 0.00 | | 0.00 | 0.00 |
| d)Outflows on account of forward exchange contracts, rupees/dollar swaps & bills rediscounted | | | | | | | | | | | | 0.00 |
| 9.Others (Provision for NPAs) | 0.17 | 0.11 | 0.28 | 0.29 | 0.86 | 1.78 | 7.38 | 7.01 | 7.77 | 10.26 | 18.63 | 54.54 |
| (A) TOTAL OUTFLOWS | 690.76 | 1457.78 | 444.22 | 369.77 | 2283.07 | 3097.00 | 6596.63 | 4603.62 | 2714.20 | 1743.87 | 2566.97 | 26567.89 |



| Items/time | 1 to 14 days | days (one month) | month to 2 mnth | Over 2 - 3 mnths | Over 3-6 mnth | Over 6 mnth - 1 yr | Over 1-3 yrs | Over 3-5 yrs | Over 5-7 yrs | Over 7-10 yrs | Over 10 yrs | Total |
|---|---------------|------------------|-----------------|------------------|----------------|--------------------|----------------|----------------|----------------|----------------|-----------------|-----------------|
| B.INFLOWS | | | | | | | | | | | | |
| 1.Cash | 2.21 | 0.00 | 0.00 | 0.00 | 0.00 | 0.00 | 0.00 | 0.00 | 0.00 | 0.00 | 0.00 | 2.21 |
| 2.Remittance in transit | 0.00 | 0.00 | 0.00 | 0.00 | 0.00 | 0.00 | 0.00 | 0.00 | 0.00 | 0.00 | 0.00 | 0.00 |
| 3. Balances with banks | | | | | | | | | | | | |
| a)Current account | 4.62 | 0.00 | 0.00 | 0.00 | 0.00 | 0.00 | 0.00 | 0.00 | 0.00 | 0.00 | 0.00 | 4.62 |
| b)Deposits/short-term deposits | 0.00 | 0.00 | 0.00 | 0.00 | 0.00 | 0.00 | 0.00 | 0.00 | 0.00 | 0.00 | 0.00 | 0.00 |
| c) Money at call & short notice | | | | | | | | | | | | |
| 4. Investments (net provisions) under various categories as enumerated in Appendix 1) | 0.00 | 65.50 | 1.00 | 1.00 | 66.07 | 5.10 | 0.00 | 1.00 | 0.00 | 22.50 | 0.00 | 162.17 |
| 5.Advances - Princ | 58.16 | 38.77 | 97.33 | 103.52 | 301.99 | 627.50 | 2,595.39 | 2,466.89 | 2,735.26 | 3,611.15 | 6,555.91 | 19,191.88 |
| WCDL Commitment | 0.00 | 710.00 | | | | | | | | | | 710.00 |
| Total Intrst | 116.21 | 77.48 | 191.75 | 189.83 | 558.19 | 1067.14 | 3679.55 | 2890.94 | 2271.35 | 2527.81 | 4305.61 | 17875.86 |
| Pre-closure | 48.10 | 78.48 | 131.74 | 126.96 | 365.34 | 731.56 | 0.00 | 0.00 | 0.00 | 0.00 | 0.00 | 1482.19 |
| a)Bills of exchange & promissory notes discounted & rediscounted | 0.00 | 0.00 | 0.00 | 0.00 | 0.00 | 0.00 | 0.00 | 0.00 | 0.00 | 0.00 | 0.00 | 0.00 |
| b)Term loans (only rupee loans | | | | | | | | | | | | |
| c)Corporate loans / short term loans of performing | 0.00 | 0.00 | 0.00 | 0.00 | 0.00 | 5.62 | 0.00 | 0.00 | 0.00 | 0.00 | 0.00 | 5.62 |
| 6.Non-performing loans (net of provisions and ECGC claims received) | 0.00 | 0.00 | 0.00 | 0.00 | 0.00 | 0.00 | 0.00 | 149.90 | 0.00 | 0.00 | 0.00 | 149.90 |
| 7.Inflows from assets on lease | 0.00 | 0.00 | 0.00 | 0.00 | 0.00 | 0.00 | 0.00 | 0.00 | 0.00 | 0.00 | 0.00 | 0.00 |
| 8. Fixed assets (excluding assets on lease) | 0.00 | 0.00 | 0.00 | 0.00 | 0.00 | 0.00 | 0.00 | 0.00 | 0.00 | 0.00 | 33.61 | 33.61 |
| 9 Other assets | | | | | | | | | | | | 0.00 |
| a) Intagibles assets and other non-cash flow items | 0.00 | 0.00 | 0.00 | 0.00 | 0.00 | 0.00 | 0.00 | 0.00 | 0.00 | 0.00 | 0.00 | 0.00 |
| b)interest & other income receivables (int accrued but not due on dep/invst | 4.25 | 0.00 | 0.00 | 0.00 | 0.00 | 0.00 | 0.00 | 0.00 | 0.00 | 0.00 | 0.00 | 4.25 |
| Def. Tax Asset, inc/ it paid, agnst dep, advances recoverable | 45.58 | 0.00 | 0.00 | 0.00 | 0.00 | 0.00 | 0.00 | 0.00 | 0.00 | 0.00 | 0.00 | 45.58 |
| 10. Lines of credit committed by institutions (inflows) | | | | | | | | | | | | 0.00 |
| 11.Bills rediscounted | 0.00 | 0.00 | 0.00 | 0.00 | 0.00 | 0.00 | 0.00 | 0.00 | 0.00 | 0.00 | 0.00 | 0.00 |
| 12.Inflows on account of forward exchange contract dollar/rupee swaps (sell/buy) | 0.00 | 0.00 | 0.00 | 0.00 | 0.00 | 0.00 | 0.00 | 0.00 | 0.00 | 0.00 | 0.00 | 0.00 |
| 13.Others | | | | | | | | | | | | |
| Unutilised Sanctioned Limits available | 400.00 | 500.00 | 5.00 | 0.00 | 800.00 | 1291.73 | 0.00 | 0.00 | 0.00 | 0.00 | 0.00 | 2996.73 |
| TOTAL INFLOWS | 679.14 | 1470.23 | 426.82 | 421.32 | 2091.59 | 3728.64 | 6274.94 | 5508.73 | 5006.61 | 6161.47 | 10895.12 | 42664.62 |
| Mismatch | -11.62 | 12.46 | -17.40 | 51.55 | -191.48 | 631.64 | -321.69 | 905.11 | 2292.41 | 4417.59 | 8328.15 | 16096.72 |
| ** Mismatch over outflow | -1.68 | 0.85 | -3.92 | 13.94 | -8.39 | 20.40 | -4.88 | 19.66 | 84.46 | 253.32 | 324.44 | |
| Cumulative Mismatch | -11.62 | 0.83 | -16.57 | 34.98 | -156.50 | 475.14 | 153.46 | 1058.57 | 3350.98 | 7768.57 | 16096.72 | |
| Cumulative mismatch over cumulative outflow | -1.68 | 0.04 | -0.64 | 1.18 | -2.98 | 5.70 | 1.03 | 5.42 | 15.06 | 32.37 | 60.59 | |

**The unavailed borrowing limit with various banks is Rs. 2996.73 Cr.



For Can Fin Homes Ltd.

Asst. General Manager

Statement of Interest Rate Sensitivity
(as on 30.09.2020)

Name of the HFC:

Can Fin Homes Ltd


(Amount in crore of rupees)

A. OUTFLOWS

| Items/time | 1 to 14 days | 14 to 30 days (one month) | Over one month to 2 mnth | Over 2 - 3 mnths | Over 3-6 mntth | Over 6 mntth - 1 yr | Over 1-3 yrs | Over 3-5 yrs | Over 5-7 yrs | Over 7-10 yrs | Over 10 yrs | Non Sensitive | Total |
|--|--------------|------------------------------|--------------------------------|---------------------|-------------------|------------------------|--------------|--------------|--------------|---------------|-------------|------------------|----------|
| 1.Capital | 0.00 | 0.00 | 0.00 | 0.00 | 0.00 | 0.00 | 0.00 | 0.00 | 0.00 | 0.00 | 0.00 | 26.63 | 26.63 |
| a)Equity & perpetual preference shares | | | | | | | | | | | | | |
| b)Non-perpetual preference shares | | | | | | | | | | | | | |
| 2.Reserves & Surplus | 0.00 | 0.00 | 0.00 | 0.00 | 0.00 | 0.00 | 0.00 | 0.00 | 0.00 | 0.00 | 0.00 | 2332.60 | 2332.60 |
| 3.Gifts, grants, donations & benefactions | | | | | | | | | | | | | 0.00 |
| 4.Notes, bonds & debentures a)Plain vanilla, bonds/debentures | 0.00 | 400.00 | 0.00 | 0.00 | 400.00 | 0.00 | 972.00 | 100.00 | 0.00 | 0.00 | 0.00 | | 1872.00 |
| c)Fixed rate notes | | | | | | | | | | | | | 0.00 |
| 5.Deposits a) | | | | | | | | | | | | | |
| Term deposits from public | 23.61 | 5.92 | 13.33 | 14.08 | 50.92 | 78.36 | 69.03 | 21.07 | 8.91 | - | - | | 285.23 |
| Borrowings | | | | | | | | | | | | | 0.00 |
| Borrowings a)Term money borrowings | 2941.70 | 3698.69 | 1603.95 | 899.92 | 192.86 | 1134.12 | 0.00 | 0.00 | 0.00 | 0.00 | 0.00 | | 10471.24 |
| b)From RBI, Govt & others(NHB & HUDCO) | 0.00 | 0.00 | 495.10 | 418.40 | 31.73 | 889.90 | 10.12 | 605.68 | 1002.73 | 460.47 | 0.00 | | 3914.13 |
| c) Commercial Paper | 0.00 | 0.00 | 100.00 | 0.00 | 650.00 | 500.00 | 0.00 | 0.00 | 0.00 | 0.00 | 0.00 | | 1250.00 |
| Overdraft | 0.00 | 0.00 | 0.00 | 0.00 | 0.00 | 338.38 | 0.00 | 0.00 | 0.00 | 0.00 | 0.00 | | 338.38 |
| 7.Current Liabilities & Provisions | | | | | | | | | | | | | 0.00 |
| a)Sundry creditors/(Uncl.dep.,Deb.int & dividend,accr int not due, deb redemption) | 0.00 | 0.00 | 0.00 | 0.00 | 0.00 | 0.00 | 0.00 | 0.00 | 0.00 | 0.00 | 0.00 | 53.02 | 53.02 |
| b)Expenses payable | 0.00 | 0.00 | 0.00 | 0.00 | 0.00 | 0.00 | 0.00 | 0.00 | 0.00 | 0.00 | 0.00 | 115.49 | 115.49 |
| c)Advance income received | 0.00 | 0.00 | 0.00 | 0.00 | 0.00 | 0.00 | 0.00 | 0.00 | 0.00 | 0.00 | 0.00 | 5.52 | 5.52 |
| d)Interest payable on bonds/borrowings | 104.19 | 38.98 | 84.03 | 63.46 | 253.48 | 491.93 | 1675.21 | 1031.53 | 545.88 | 240.60 | 56.11 | | 4585.41 |
| Int payable on deposits | 1.80 | 0.45 | 1.02 | 1.07 | 3.89 | 5.98 | 5.27 | 1.61 | 0.68 | 0.00 | 0.00 | | 21.76 |




| Items/time | 1 to 14 days | 14 to 30 days (one month) | Over one month to 2 mnth | Over 2 - 3 mnths | Over 3-6 mnth | Over 6 mnth - 1 yr | Over 1-3 yrs | Over 3-5 yrs | Over 5-7 yrs | Over 7-10 yrs | Over 10 yrs | Non Sensitive | Total |
|---|----------------|------------------------------|--------------------------------|---------------------|------------------|-----------------------|----------------|----------------|----------------|---------------|--------------|------------------|-----------------|
| e)Provisions other than for NPAs, PL Encashment | 0.00 | 0.00 | 0.00 | 0.00 | 0.00 | 0.00 | 0.00 | 0.00 | 0.00 | 0.00 | 0.00 | 18.87 | 18.87 |
| 8.Contingent liabilities | | | | | | | | | | | | | 0.00 |
| a)Letters of credit/guaranttes | 0.00 | 0.00 | 0.00 | 0.00 | 0.00 | 0.00 | 0.00 | 0.00 | 0.00 | 0.00 | 0.00 | | 0.00 |
| b)Loan commitments pending disbursal (outflows) | 203.85 | 203.85 | 203.85 | 152.88 | 458.65 | 0.00 | 0.00 | 0.00 | 0.00 | 0.00 | 0.00 | | 1223.08 |
| c)Lines of credit committed to other institutions (outflows) | 0.00 | 0.00 | 0.00 | 0.00 | 0.00 | 0.00 | 0.00 | 0.00 | 0.00 | 0.00 | 0.00 | | 0.00 |
| d)Outflows on account of forward exchange contracts | 0.00 | 0.00 | 0.00 | 0.00 | 0.00 | 0.00 | 0.00 | 0.00 | 0.00 | 0.00 | 0.00 | | 0.00 |
| 9.Others (Provision for NPAs) | 0.17 | 0.11 | 0.28 | 0.29 | 0.86 | 1.78 | 7.38 | 7.01 | 7.77 | 10.26 | 18.63 | | 54.54 |
| (A) TOTAL OUTFLOWS | 3275.32 | 4348.00 | 2501.56 | 1550.10 | 2042.38 | 3440.45 | 2739.00 | 1766.90 | 1565.98 | 711.34 | 74.74 | 2552.13 | 26567.89 |
| B.INFLOWS | | | | | | | | | | | | | |
| 1.Cash | 0.00 | 0.00 | 0.00 | 0.00 | 0.00 | 0.00 | 0.00 | 0.00 | 0.00 | 0.00 | 0.00 | 2.21 | 2.21 |
| 2.Remittance in transit | 0.00 | 0.00 | 0.00 | 0.00 | 0.00 | 0.00 | 0.00 | 0.00 | 0.00 | 0.00 | 0.00 | 0.00 | 0.00 |
| 3. Balances with banks | 0.00 | 0.00 | 0.00 | 0.00 | 0.00 | 0.00 | 0.00 | 0.00 | 0.00 | 0.00 | 0.00 | 0.00 | 0.00 |
| a)Current account | 0 | 0.00 | 0.00 | 0.00 | 0.00 | 0.00 | 0.00 | 0.00 | 0.00 | 0.00 | 0.00 | 4.62 | 4.62 |
| b)Deposits/short-term deposits | 0.00 | 0.00 | 0.00 | 0.00 | 0.00 | 0.00 | 0.00 | 0.00 | 0.00 | 0.00 | 0.00 | | |
| c) Money at call & short notice | 0.00 | 0.00 | 0.00 | 0.00 | 0.00 | 0.00 | 0.00 | 0.00 | 0.00 | 0.00 | 0.00 | | |
| 4. Investments (net provisions) under various categories as enumerated in Appendix 1) | 0.00 | 65.50 | 1.00 | 1.00 | 66.07 | 5.10 | 0.00 | 1.00 | 0.00 | 22.50 | 0.00 | | 162.17 |
| 5.Advances | 1252.60 | 12.43 | 977.93 | 1098.12 | 3877.09 | 7340.96 | 655.58 | 488.48 | 1028.11 | 881.14 | 1579.46 | | 19191.88 |
| WCDL Commitment | 150.00 | 560.00 | | | | | | | | | | | 710.00 |
| Total Intrst | 116.21 | 77.48 | 191.75 | 189.83 | 558.19 | 1067.14 | 3679.55 | 2890.94 | 2271.35 | 2527.81 | 4305.61 | | 17875.86 |
| Pre-closure | 48.10 | 78.48 | 131.74 | 126.96 | 365.34 | 731.56 | 0.00 | 0.00 | 0.00 | 0.00 | 0.00 | | 1482.19 |
| a)Bills of exchange & promissory notes discounted & rediscounted | | | | | | | | | | | | | |
| b)Term loans (only rupee loans | | | | | | | | | | | | | |
| c)Corporate loans / short term loans of performing | 0.00 | 0.00 | 0.00 | 0.00 | 0.00 | 5.62 | 0.00 | 0.00 | 0.00 | 0.00 | 0.00 | | 5.62 |
| 6.Non-performing loans (net of provisions and ECGC claims received) | 0.00 | 0.00 | 0.00 | 0.00 | 0.00 | 0.00 | 0.00 | 149.90 | 0.00 | 0.00 | 0.00 | | 149.90 |
| 7.Inflows from assets on lease | | | | | | | | | | | | | 0.00 |
| 8. Fixed assets (excluding assets on lease) | 0.00 | 0.00 | 0.00 | 0.00 | 0.00 | 0.00 | 0.00 | 0.00 | 0.00 | 0.00 | 0.00 | 33.61 | 33.61 |
| 9.Other assets | | | | | | | | | | | | | |



| Items/time | 1 to 14 days | 14 to 30 days (one month) | Over one month to 2 mnth | Over 2 - 3 mnths | Over 3-6 mnth | Over 6 mnth - 1 yr | Over 1-3 yrs | Over 3-5 yrs | Over 5-7 yrs | Over 7-10 yrs | Over 10 yrs | Non Sensitive | Total |
|---|----------------|------------------------------|--------------------------------|---------------------|------------------|-----------------------|----------------|----------------|-----------------|-----------------|-----------------|------------------|-----------------|
| a) Intangibles assets and other non-cash flow items | | | | | | | | | | | | | |
| b) Interest & other income receivables (int accrued but not due on dep/invt) | 0.00 | 0.00 | 0.00 | 0.00 | 0.00 | 0.00 | 0.00 | 0.00 | 0.00 | 0.00 | 0.00 | 4.25 | 4.25 |
| Others | | | | | | | | | | | | | |
| Def. Tax Asset, inc/ it paid, agnst dep, advances recoverable | 0.00 | 0.00 | 0.00 | 0.00 | 0.00 | 0.00 | 0.00 | 0.00 | 0.00 | 0.00 | 0.00 | 45.58 | 45.58 |
| 10. Lines of credit committed by institutions (inflows) | 0.00 | 0.00 | 0.00 | 0.00 | 0.00 | 0.00 | 0.00 | 0.00 | 0.00 | 0.00 | 0.00 | 0.00 | 0.00 |
| 11. Bills rediscounted | 0.00 | 0.00 | 0.00 | 0.00 | 0.00 | 0.00 | 0.00 | 0.00 | 0.00 | 0.00 | 0.00 | 0.00 | 0.00 |
| 12. Inflows on account of forward exchange contract dollar/rupee swaps (sell/buy) | 0.00 | 0.00 | 0.00 | 0.00 | 0.00 | 0.00 | 0.00 | 0.00 | 0.00 | 0.00 | 0.00 | 0.00 | 0.00 |
| 13. Others | | | | | | | | | | | | | |
| Unutilised Sanctioned Limits available | 726.00 | 2270.73 | 0.00 | 0.00 | 0.00 | 0.00 | 0.00 | 0.00 | 0.00 | 0.00 | 0.00 | | 2996.73 |
| TOTAL INFLOWS | 2292.92 | 3064.62 | 1302.42 | 1415.92 | 4866.69 | 9150.37 | 4335.12 | 3530.32 | 3299.46 | 3431.45 | 5885.06 | 90.27 | 42664.62 |
| Mismatch | -982.41 | -1283.38 | -1199.14 | -134.18 | 2824.31 | 5709.93 | 1596.12 | 1763.42 | 1733.47 | 2720.11 | 5810.32 | -2461.86 | 16096.73 |
| **Mismatch over outflow % | -29.99 | -29.52 | -47.94 | -8.66 | 138.29 | 165.96 | 58.27 | 99.80 | 110.70 | 382.39 | 7774.18 | | |
| Cumulative Mismatch | -982.41 | -2265.79 | -3464.93 | -3599.11 | -774.80 | 4935.13 | 6531.26 | 8294.68 | 10028.15 | 12748.26 | 18558.59 | | |
| Cumulative mismatch over cumulative outflow | -29.99 | -29.72 | -34.22 | -30.83 | -5.65 | 28.76 | 32.83 | 38.29 | 43.17 | 53.25 | 77.28 | | |

****The unavailed borrowing limit with various banks is Rs. 2996.73 Cr.**



For, Can Fin Homes Ltd.

[Handwritten Signature]

Asst. General Manager