

CHEMFAB/SEC/2021-2022

October 29, 2021

The Manager,
Listing Department
The BSE Limited
Phiroze Jeejeebhoy Towers,
Dalal Street,
Mumbai- 400 001.

The Manager,
Listing Department
National Stock Exchange of India Limited
“Exchange Plaza”
Bandra - Kurla Complex, Bandra (E)
Mumbai - 400 051.

BSE – Security Code: 541269

NSE Symbol: CHEMFAB

Dear Sir/ Madam,

Sub: Outcome of the Board Meeting held on October 29, 2021

Ref: Reg. 30(1)(2)(3) and under 4(h) of Para A of Part A Schedule III of SEBI (LODR) Regulations, 2015.

We wish to inform you that, the Board of Directors at their meeting held on October 29, 2021 inter alia have transacted the following:

- approved the Un-Audited Standalone and Consolidated Financial Results of the Company for the period ended September 30, 2021.

We herewith enclosed the Un-audited standalone and consolidated financial results of the company for the period ended September 30, 2021, as recommended by the Audit Committee and approved by the Board of Directors.

The Board Meeting commenced at 03:00 P.M and Concluded at 04.30 P.M.

Kindly take the above information on record.

Thanking You,

Yours faithfully,

For CHEMFAB ALKALIS LIMITED



Dr. V. Rajesh
Company Secretary



(Amount Rs. In Lakhs)

STATEMENT OF STANDALONE UNAUDITED FINANCIAL RESULTS FOR THE QUARTER AND SIX MONTHS ENDED 30/09/2021

Sl. No.	Particulars	3 Months ended	Preceding	Corresponding	Year to date	Year to date	Previous Year
		30/09/2021	3 Months ended	3 months ended	figures for current	figures for	ended
		(Unaudited)	(Unaudited)	(Unaudited)	(Unaudited)	(Unaudited)	(Audited)
1	Income						
	(a) Revenue from Operations	5,871.12	4,704.22	4,276.74	10,575.34	8,315.95	18,081.13
	(b) Other Income	38.95	179.13	26.71	218.08	54.76	138.35
	Total Income	5,910.07	4,883.35	4,303.45	10,793.42	8,370.71	18,219.48
2	Expenses						
	(a) Cost of Materials Consumed	1,149.26	724.48	620.91	1,873.74	1,143.19	2,534.59
	(b) Purchase of Stock in trade	527.11	148.73	408.26	675.84	684.80	1,814.41
	(c) Changes in Inventories of Finished goods and Work-in-Progress	42.01	(119.48)	(62.21)	(77.47)	(95.40)	(44.48)
	(d) Direct Manufacturing Expenses - Power, Fuel & Others	2,394.49	2,080.50	1,819.82	4,474.99	3,379.48	7,307.29
	(e) Employee Benefits Expense	559.04	452.66	409.25	1,011.70	860.78	1,834.55
	(f) Finance Cost	32.85	52.22	56.34	85.07	133.39	245.17
	(g) Depreciation and Amortisation Expense	534.16	529.87	494.38	1,064.03	1,007.81	2,022.02
	(h) Other Expenses	554.42	573.25	471.86	1,127.67	942.78	2,294.23
	Total Expenses	5,793.34	4,442.23	4,218.61	10,235.57	8,056.83	18,007.78
3	Profit before Tax (1-2)	116.73	441.12	84.84	557.85	313.88	211.70
4	Tax Expense						
	- Current tax	19.53	78.87	15.19	98.39	55.10	128.42
	- Deferred tax	14.57	55.77	3.86	70.34	26.36	887.23
	Total Tax Expense	34.10	134.64	19.05	168.74	81.46	1,015.65
5	Net Profit / (Loss) after Tax (3-4)	82.63	306.48	65.79	389.11	232.42	(803.95)
6	Other Comprehensive Income						
	(a) Items that will not be reclassified to the Statement of Profit and Loss						
	- Remeasurement of net defined benefit liability	18.33	18.34	(4.01)	36.67	(8.01)	73.34
	- Fair value gain on investments in equity instruments designated as at FVTOCI	0.52	1.06	0.19	1.58	0.89	1.68
	- Income tax relating to items that will not be reclassified to profit or loss	(5.34)	(5.34)	1.16	(10.68)	2.33	(21.36)
	(b) Items that will be reclassified to the Statement of Profit and Loss	-	-	-	-	-	-
	Total Other Comprehensive Income / (Loss) Net of Tax	13.51	14.06	(2.66)	27.57	(4.79)	53.66
7	Total Comprehensive Income / (Loss) (5+6)	96.14	320.54	63.13	416.69	227.63	(750.29)
8	Paid-up Equity Share Capital (Face Value of Rs. 10 per share) (Refer note 2)	1,406.95	1,406.95	1,399.81	1,406.95	1,399.81	1,406.05
9	Reserves (Other Equity)						25,350.00
10	Earning per Share (Face Value of Rs. 10 per share)	(not annualised)	(not annualised)	(not annualised)	(not annualised)	(not annualised)	
	(a) Basic	0.59	2.18	0.47	2.77	1.66	(5.74)
	(b) Diluted	0.58	2.16	0.47	2.74	1.66	(5.74)



NOTES:

- The above Statement of Standalone unaudited financial results were reviewed and recommended by the Audit Committee at its meeting held on 29 October 2021 and approved by the Board of Directors of the Company at their meeting held on that date.
- During the previous quarter ended 30 June 2021, the Company had allotted 9,000 Equity shares of Rs. 10 each upon exercise of Employee stock options by the eligible employees under Employee's Stock Option Scheme "CAESOS 2015". Consequently, the paid up share capital of the Company had increased from Rs. 1,406.05 Lakhs to Rs. 1,406.95 Lakhs during the previous quarter ended 30 June 2021.

Pursuant to the Chemfab Alkalis Employee Stock Option Scheme 2020 (CASEOS - 2020) the Nomination and Remuneration Committee of the Company has granted 322,000 options to its eligible employees, during the previous year ended 31 March 2021.
- The Company has identified its reportable segments in accordance with Ind AS 108 - Operating Segments. Accordingly, two reportable segments i.e. Chemicals and Related Products and PVC - O Pipes have been identified, the details of which are given below:

(Amount Rs. In Lakhs)

Sl. No.	Particulars	3 Months ended 30/09/2021	Preceding 3 Months ended 30/06/2021	Corresponding 3 months ended 30/09/2020 in the previous year	Year to date figures for current period ended 30/09/2021	Year to date figures for previous period ended 30/09/2020	Previous Year ended 31/03/2021
		(Unaudited)	(Unaudited)	(Unaudited)	(Unaudited)	(Unaudited)	(Audited)
	Segment Revenue						
I	a) Chemicals and related Products	4,746.17	3,795.34	3,274.28	8,541.51	6,214.71	13,411.73
	b) PVC-O Pipes	1,124.95	908.88	1,002.46	2,033.83	2,101.24	4,671.31
		5,871.12	4,704.22	4,276.74	10,575.34	8,315.95	18,083.04
	Less: Inter Segment Revenue	-	-	-	-	-	(1.91)
	Net Segment Revenue	5,871.12	4,704.22	4,276.74	10,575.34	8,315.95	18,081.13
	Segment Result before tax						
II	a) Chemicals and related Products	288.40	261.50	89.83	549.90	192.34	5.51
	b) PVC-O Pipes	(177.77)	52.71	24.64	(125.06)	200.17	313.01
	Total	110.63	314.21	114.47	424.84	392.51	318.52
	Less: Inter Segment Result	-	-	-	-	-	-
	Less: Finance Cost	(32.85)	(52.22)	(56.34)	(85.07)	(133.39)	(245.17)
	Add: Other Income	38.95	179.13	26.71	218.08	54.76	138.35
	Total Profit Before Tax	116.73	441.12	84.84	557.85	313.88	211.70
	Segment Assets:						
III	a) Chemicals and related Products	18,370.71	18,231.67	19,140.76	18,370.71	19,140.76	17,872.84
	b) PVC-O Pipes	7,749.31	7,898.47	8,383.01	7,749.31	8,383.01	8,138.85
	Total Segment Assets	26,120.02	26,130.14	27,523.77	26,120.02	27,523.77	26,011.69
	Add: Unallocable assets	6,925.18	6,421.92	6,974.06	6,925.18	6,974.06	7,497.05
	Total Assets	33,045.20	32,552.06	34,497.83	33,045.20	34,497.83	33,508.74
	Segment Liabilities:						
IV	a) Chemicals and related Products	2,913.09	2,529.74	2,621.27	2,913.09	2,621.27	2,622.95
	b) PVC-O Pipes	721.45	498.64	624.70	721.45	624.70	928.85
	Total Segment Liabilities	3,634.54	3,028.38	3,245.97	3,634.54	3,245.97	3,551.80
	Add: Unallocable liabilities	2,181.31	2,418.82	3,586.40	2,181.31	3,586.40	3,200.89
	Total Liabilities	5,815.85	5,447.20	6,832.37	5,815.85	6,832.37	6,752.69

- The Board of Directors of the Company at their meeting held on 31 March 2021 and the shareholders of the Company at their Annual General Meeting held on 04 August 2021, have authorised sale of the Ongole Plant and directed the management to assess the market value and identify prospective buyers. Accordingly the assets of Ongole Plant has been considered as "Asset Held for Sale" and the Company has assessed and concluded that no further adjustments are required to the carrying value as at 30 September 2021.
- During the year ended 31 March 2020, the Company had incorporated a wholly owned subsidiary, Chemfab Alkalis Karaikal Limited (CAKL) which is yet to commence operations.
- The Company has taken into account potential impacts of COVID-19 in the preparation of the standalone unaudited financial results. Based on the information currently available, there is no material impact on carrying amounts of assets held for sale, inventories, trade and other receivables, investments and other financial assets though management continues to monitor changes in future economic conditions.
- There are no material adjustments made in the results for the quarter ended 30 September 2021 which pertain to earlier periods.
- The Statement of Standalone Assets and Liabilities as at 30 September 2021 and the Statement of Standalone Cash Flows are provided as annexures to this Statement.



For Chemfab Alkalis Limited

Suresh Rao

Suresh Krishnamurthi Rao

Chairman

DIN No: 00127809

Place: Chennai
Date: 29 October 2021

STATEMENT OF STANDALONE ASSETS AND LIABILITIES (Refer Note 8)

Particulars	(Amount Rs. In Lakhs)	
	As at Current Six Months ended 30/09/2021	As at Previous Year ended 31/03/2021
	Unaudited	Audited
I. ASSETS		
(1) Non-current assets		
(a) Property Plant and Equipment	19,226.31	19,747.50
(b) Right of Use Assets	442.50	458.17
(c) Capital work-in-progress	165.71	332.27
(d) Intangible Assets	11.88	15.31
(e) Financial Assets		
(i) Investments		
- Subsidiary (Refer Note 5)	800.00	800.00
- Others	4.85	3.26
(ii) Other Financial Assets	134.61	237.17
(f) Non Current Tax Assets (Net)	45.20	38.75
(g) Deferred Tax Assets (Net)	4,197.34	4,278.37
(h) Other Non-Current Assets	350.92	83.14
Total Non-Current Assets	25,379.32	25,993.94
(2) Current assets		
(a) Inventories	1,189.61	928.86
(b) Financial Assets		
(i) Investments	597.60	2,342.71
(ii) Trade Receivables	1,619.95	1,516.33
(iii) Cash and Cash Equivalents	1,252.91	1.49
(iv) Bank Balances other than (iii) above	477.92	268.43
(v) Other Financial Assets	637.55	437.69
(c) Other Current Assets	778.23	907.18
	6,553.77	6,402.69
Asset Held for Sale (Refer Note 4)	1,112.11	1,112.11
Total Current Assets	7,665.88	7,514.80
TOTAL ASSETS	33,045.20	33,508.74
I. EQUITY AND LIABILITIES		
(1) Equity		
(a) Equity Share Capital (Refer Note 2)	1,406.95	1,406.05
(b) Other Equity	25,822.40	25,350.00
Total Equity	27,229.35	26,756.05
(2) Non-current liabilities		
(a) Financial Liabilities		
(i) Borrowings	863.88	2,337.52
(ii) Lease Liabilities	31.10	43.91
(iii) Other Financial Liabilities	64.97	61.34
(b) Provisions	60.09	56.71
(c) Other Non-Current Liabilities	100.00	115.00
Total Non-Current Liabilities	1,120.04	2,614.48
(3) Current liabilities		
(a) Financial Liabilities		
(i) Borrowings	1,271.16	744.31
(ii) Lease Liabilities	28.01	28.84
(iii) Trade Payables		
- Total Outstanding dues of micro enterprises and small enterprises	46.33	16.74
- Total Outstanding dues of creditors other than micro enterprises and small enterprises	1,949.85	1,792.84
(iv) Other Financial Liabilities	345.69	552.67
(b) Provisions	272.70	255.83
(c) Current Tax Liabilities (Net)	15.61	99.71
(d) Other Current Liabilities	766.46	647.27
Total Current Liabilities	4,695.81	4,138.21
Total Liabilities	5,815.85	6,752.69
TOTAL EQUITY AND LIABILITIES	33,045.20	33,508.74

For Chemfab Alkalis Limited



Suresh RAO

SURESH KRISHNAMURTHI RAO
CHAIRMAN
DIN No: 00127809

Place : Chennai
Date : 29 October 2021

Chemfab Alkalis Limited
CIN:L24290TN2009PLC071563
Regd. Office: Team House, Vandalur, Chennai 600 048.
Phone No: +91 44 22750323 Fax No: +91 44 22750860


STATEMENT OF STANDALONE CASH FLOWS (Refer Note 8)

(Amount Rs. In Lakhs)

Particulars	(Amount Rs. In Lakhs)	
	For the Six Months ended 30/09/2021 (Unaudited)	For the Six Months ended 30/09/2020 (Unaudited)
A. Cash flow from operating activities		
i) Profit before taxes	557.85	313.88
ii) Operating Profit before working capital changes	1,579.53	1,511.42
iii) Net cash generated from operating activities	1,533.35	1,943.09
B. Cash flow (used in) investing activities	(996.93)	(377.94)
C. Cash flow (used in) financing activities	(1,030.11)	(1,164.56)
D. Net Cash flow for the period (A(iii)) + (B) + (C)	(493.69)	400.59

Note: The above Statement of Standalone Cash Flows has been prepared under the 'Indirect Method' as set out in Ind AS 7 - 'Statement of Cash Flows'

For Chemfab Alkalis Limited



SURESH KRISHNAMURTHI RAO
CHAIRMAN
DIN No: 00127809

Place: Chennai
Date: 29 October 2021

**INDEPENDENT AUDITOR'S REVIEW REPORT ON
REVIEW OF INTERIM STANDALONE FINANCIAL RESULTS**

TO THE BOARD OF DIRECTORS OF CHEMFAB ALKALIS LIMITED

1. We have reviewed the accompanying Statement of Standalone Unaudited Financial Results of **CHEMFAB ALKALIS LIMITED** ("the Company") for the quarter and six months ended 30 September 2021 ("the Statement"), being submitted by the Company pursuant to the requirement of Regulation 33 of the SEBI (Listing Obligations and Disclosure Requirements) Regulations, 2015, as amended.
2. This Statement, which is the responsibility of the Company's Management and approved by the Company's Board of Directors, has been prepared in accordance with the recognition and measurement principles laid down in the Indian Accounting Standard 34 "Interim Financial Reporting" ("Ind AS 34"), prescribed under Section 133 of the Companies Act, 2013 read with relevant rules issued thereunder and other accounting principles generally accepted in India. Our responsibility is to express a conclusion on the Statement based on our review.
3. We conducted our review of the Statement in accordance with the Standard on Review Engagements (SRE) 2410 'Review of Interim Financial Information Performed by the Independent Auditor of the Entity', issued by the Institute of Chartered Accountants of India (ICAI). A review of interim financial information consists of making inquiries, primarily of the Company's personnel responsible for financial and accounting matters, and applying analytical and other review procedures. A review is substantially less in scope than an audit conducted in accordance with Standards on Auditing specified under Section 143(10) of the Companies Act, 2013 and consequently does not enable us to obtain assurance that we would become aware of all significant matters that might be identified in an audit. Accordingly, we do not express an audit opinion.
4. Based on our review conducted as stated in paragraph 3 above, nothing has come to our attention that causes us to believe that the accompanying Statement, prepared in accordance with the recognition and measurement principles laid down in the aforesaid Indian Accounting Standard and other accounting principles generally accepted in India, has not disclosed the information required to be disclosed in terms of Regulation 33 of the SEBI (Listing Obligations and Disclosure Requirements) Regulations, 2015, as amended, including the manner in which it is to be disclosed, or that it contains any material misstatement.

For DELOITTE HASKINS & SELLS LLP

Chartered Accountants
(Firm's Registration No. 117366W/W-100018)



P USHA PARVATHY
Partner
Membership No. 207704

Chennai, 29 October 2021


Unique Document Identification Number: 21207704AAAADH9402



(Amount Rs. In Lakhs)

STATEMENT OF CONSOLIDATED UNAUDITED FINANCIAL RESULTS FOR THE QUARTER AND SIX MONTHS ENDED 30/09/2021

Sl. No.	Particulars	3 Months ended 30/09/2021	Preceding 3 Months ended 30/06/2021	Corresponding 3 months ended 30/09/2020 in the previous year	Year to date figures for current period ended 30/09/2021	Year to date figures for previous period ended 30/09/2020	Previous Year ended 31/03/2021
		(Unaudited)	(Unaudited)	(Unaudited)	(Unaudited)	(Unaudited)	(Audited)
1	Income						
	(a) Revenue from Operations	5,871.12	4,704.22	4,276.74	10,575.34	8,315.95	18,081.13
	(b) Other Income	39.29	179.52	27.23	218.81	56.06	141.54
	Total Income	5,910.41	4,883.74	4,303.97	10,794.15	8,372.01	18,222.67
2	Expenses						
	(a) Cost of Materials Consumed	1,149.26	724.48	620.91	1,873.74	1,143.19	2,534.59
	(b) Purchase of Stock in trade	527.11	148.73	408.26	675.84	684.80	1,814.41
	(c) Changes in Inventories of Finished goods and Work-in - Progress	42.01	(119.48)	(62.21)	(77.47)	(95.40)	(44.48)
	(d) Direct Manufacturing Expenses - Power, Fuel & Others	2,394.49	2,080.50	1,819.82	4,474.99	3,379.48	7,307.29
	(e) Employee Benefits Expense	559.04	452.66	409.25	1,011.70	860.78	1,834.55
	(f) Finance Cost	32.85	52.22	56.34	85.07	133.39	245.17
	(g) Depreciation and Amortisation Expense	534.16	529.87	494.38	1,064.03	1,007.81	2,022.02
	(h) Other Expenses	555.05	573.77	473.20	1,128.82	944.72	2,306.54
	Total Expenses	5,793.97	4,442.75	4,219.95	10,236.72	8,058.77	18,020.09
3	Profit before Tax (1-2)	116.44	440.99	84.02	557.43	313.24	202.58
4	Tax Expense						
	- Current tax	19.60	78.93	15.19	98.53	55.10	128.50
	- Deferred tax	14.57	55.77	3.86	70.34	26.36	887.23
	Total Tax Expense	34.17	134.70	19.05	168.87	81.46	1,015.73
5	Net Profit / (Loss) after Tax (3-4)	82.27	306.29	64.97	388.56	231.78	(813.15)
6	Other Comprehensive Income						
	(a) Items that will not be reclassified to the Statement of Profit and Loss						
	- Remeasurement of net defined benefit liability	18.33	18.34	(4.01)	36.67	(8.01)	73.34
	- Fair value gain on investments in equity instruments designated as at FVTOCI	0.52	1.06	0.19	1.58	0.89	1.68
	- Income tax relating to items that will not be reclassified to profit or loss	(5.34)	(5.34)	1.16	(10.68)	2.33	(21.36)
	(b) Items that will be reclassified to the Statement of Profit and Loss	-	-	-	-	-	-
	Total Other Comprehensive Income / (Loss) Net of Tax	13.51	14.06	(2.66)	27.57	(4.79)	53.66
7	Total Comprehensive Income / (Loss) (5+6)	95.78	320.35	62.31	416.13	226.99	(759.49)
8	Profit / (Loss) for the year Attributable to:						
	Owners of the Company	82.27	306.29	64.97	388.56	231.78	(813.15)
	Non-Controlling Interests	-	-	-	-	-	-
9	Other Comprehensive Income / (Loss) for the year Attributable to:						
	Owners of the Company	13.51	14.06	(2.66)	27.57	(4.79)	53.66
	Non-Controlling Interests	-	-	-	-	-	-
10	Total Comprehensive Income / (Loss) for the year Attributable to:						
	Owners of the Company	95.78	320.35	62.31	416.13	226.99	(759.49)
	Non-Controlling Interests	-	-	-	-	-	-
11	Paid-up Equity Share Capital (Face Value of Rs. 10 per share) (Refer Note 3)	1,406.95	1,406.95	1,399.81	1,406.95	1,399.81	1,406.05
12	Reserves (Other Equity)						25,326.47
13	Earning per Share (Face Value of Rs. 10 per share)	(not annualised)	(not annualised)	(not annualised)	(not annualised)	(not annualised)	
	(a) Basic	0.58	2.18	0.46	2.76	1.66	(5.81)
	(b) Diluted	0.58	2.16	0.46	2.74	1.65	(5.81)



NOTES:


- The Statement of Consolidated unaudited financial results comprises of the financial results of Chemfab Alkalis Limited (CAL) ("the Parent Company") and Chemfab Alkalis Karaikal Limited (CAKL) ("the Subsidiary") (together referred to as "the Group"). These financial results were reviewed and recommended by the Audit Committee and approved by the Board of Directors of the Parent Company at their meeting held on 29 October 2021.
- During the year ended 31 March 2020, the Parent Company had incorporated a wholly owned subsidiary, Chemfab Alkalis Karaikal Limited (CAKL) which is yet to commence operations.
- During the previous quarter ended 30 June 2021, the Parent Company had allotted 9,000 Equity shares of Rs. 10 each upon exercise of Employee stock options by the eligible employees under Employee's Stock Option Scheme "CAESOS 2015". Consequently, the paid up share capital of the Parent Company has increased from Rs. 1,406.05 Lakhs to Rs. 1,406.95 Lakhs during the previous quarter ended 30 June 2021.

Pursuant to the Chemfab Alkalis Employee Stock Option Scheme 2020 (CASEOS - 2020) the Nomination and Remuneration Committee of the Parent Company has granted 322,000 options to its eligible employees, during the previous year ended 31 March 2021.
- The Group has identified its reportable segments in accordance with Ind AS 108 - Operating Segments. Accordingly, two reportable segments i.e. Chemicals and Related Products and PVC - O Pipes have been identified, the details of which are given below:

(Amount Rs. In Lakhs)

Sl. No.	Particulars	3 Months ended 30/09/2021	Preceding 3 Months ended 30/06/2021	Corresponding 3 months ended 30/09/2020 in the previous year	Year to date figures for current period ended 30/09/2021	Year to date figures for previous period ended 30/09/2020	Previous Year ended 31/03/2021
		(Unaudited)	(Unaudited)	(Unaudited)	(Unaudited)	(Unaudited)	(Audited)
I	Segment Revenue						
	a) Chemicals and related Products	4,746.17	3,795.34	3,274.28	8,541.51	6,214.71	13,411.73
	b) PVC-O Pipes	1,124.95	908.88	1,002.46	2,033.83	2,101.24	4,671.31
		5,871.12	4,704.22	4,276.74	10,575.34	8,315.95	18,083.04
	Less: Inter Segment Revenue	-	-	-	-	-	(1.91)
	Net Segment Revenue	5,871.12	4,704.22	4,276.74	10,575.34	8,315.95	18,081.13
II	Segment Result before tax						
	a) Chemicals and related Products	287.77	260.98	88.49	548.75	190.40	(6.80)
	b) PVC-O Pipes	(177.77)	52.71	24.64	(125.06)	200.17	313.01
	Total	110.00	313.69	113.13	423.69	390.57	306.21
	Less: Inter Segment Result	-	-	-	-	-	-
	Less: Finance Cost	(32.85)	(52.22)	(56.34)	(85.07)	(133.39)	(245.17)
Add: Other Income	39.29	179.52	27.23	218.81	56.06	141.54	
	Total Profit Before Tax	116.44	440.99	84.02	557.43	313.24	202.58
III	Segment Assets:						
	a) Chemicals and related Products	19,112.06	18,967.78	19,067.96	19,112.06	19,067.96	18,604.78
	b) PVC-O Pipes	7,749.31	7,898.47	8,383.01	7,749.31	8,383.01	8,138.85
	Total Segment Assets	26,861.37	26,866.25	27,450.97	26,861.37	27,450.97	26,743.63
	Add: Unallocable assets	6,160.81	5,665.61	7,036.73	6,160.81	7,036.73	6,748.84
	Total Assets	33,022.18	32,531.86	34,487.70	33,022.18	34,487.70	33,492.47
IV	Segment Liabilities:						
	a) Chemicals and related Products	2,914.14	2,533.12	2,626.11	2,914.14	2,626.11	2,630.13
	b) PVC-O Pipes	721.45	498.64	624.70	721.45	624.70	928.85
	Total Segment Liabilities	3,635.59	3,031.76	3,250.81	3,635.59	3,250.81	3,558.98
	Add: Unallocable liabilities	2,181.31	2,418.96	3,586.40	2,181.31	3,586.40	3,200.97
	Total Liabilities	5,816.90	5,450.72	6,837.21	5,816.90	6,837.21	6,759.95

- The Board of Directors of the Parent Company at their meeting held on 31 March 2021 and the shareholders of the Parent Company at their Annual General Meeting held on 04 August 2021, have authorised sale of the Ongole Plant and directed the management to assess the market value and identify prospective buyers. Accordingly the assets of Ongole Plant has been considered as "Asset Held for Sale" and the Parent Company has assessed and concluded that no further adjustments are required to the carrying value as at 30 September 2021.
- The Group has taken into account potential impacts of COVID-19 in the preparation of the consolidated unaudited financial results. Based on the information currently available, there is no material impact on carrying amounts of assets held for sale, inventories, trade and other receivables, investments and other financial assets though management continues to monitor changes in future economic conditions.
- There are no material adjustments made in the results for the quarter and half year ended 30 September 2021 which pertain to earlier periods.
- The Statement of Consolidated Assets and Liabilities as at 30 September 2021 and the Statement of Consolidated Cash Flows are provided as annexures to this Statement.



For Chemfab Alkalis Limited

Suresh Krishnamurthi Rao

Suresh Krishnamurthi Rao
Chairman
DIN No: 00127809

Place: Chennai
Date: 29 October 2021

STATEMENT OF CONSOLIDATED ASSETS AND LIABILITIES (Refer Note 8)

Particulars	(Amount Rs. In Lakhs)	
	As at Current Six Months ended 30/09/2021	As at Previous Year ended 31/03/2021
	Unaudited	Audited
I. ASSETS		
(1) Non-current assets		
(a) Property Plant and Equipment	19,226.31	19,747.50
(b) Right of Use Assets	442.50	458.17
(c) Capital work-in-progress	179.92	339.58
(d) Intangible Assets	11.88	15.31
(e) Financial Assets		
(i) Investments	4.85	3.26
(ii) Other Financial Assets	135.06	237.62
(f) Non Current Tax Assets (Net)	44.99	38.75
(g) Deferred Tax Assets (Net)	4,197.34	4,278.37
(h) Other Non-Current Assets	1,077.61	807.68
Total Non-Current Assets	25,320.46	25,926.24
(2) Current assets		
(a) Inventories	1,189.61	928.86
(b) Financial Assets		
(i) Investments	632.93	2,394.21
(ii) Trade Receivables	1,619.95	1,516.33
(iii) Cash and Cash Equivalents	1,253.42	1.78
(iv) Bank Balances other than (iii) above	477.92	268.43
(v) Other Financial Assets	637.55	437.69
(c) Other Current Assets	778.23	906.82
	6,589.61	6,454.12
Asset Held for Sale (Refer Note 5)	1,112.11	1,112.11
Total Current Assets	7,701.72	7,566.23
TOTAL ASSETS	33,022.18	33,492.47
I. EQUITY AND LIABILITIES		
(1) Equity		
(a) Equity Share Capital (Refer Note 3)	1,406.95	1,406.05
(b) Other Equity	25,798.33	25,326.47
Total Equity	27,205.28	26,732.52
(2) Non-current liabilities		
(a) Financial Liabilities		
(i) Borrowings	863.88	2,337.52
(ii) Lease Liabilities	31.10	43.91
(iii) Other Financial Liabilities	64.97	61.34
(b) Provisions	60.09	56.71
(c) Other Non-Current Liabilities	100.00	115.00
Total Non-Current Liabilities	1,120.04	2,614.48
(3) Current liabilities		
(a) Financial Liabilities		
(i) Borrowings	1,271.16	744.31
(ii) Lease Liabilities	28.01	28.84
(iii) Trade Payables		
- Total Outstanding dues of micro enterprises and small enterprises	46.33	16.74
- Total Outstanding dues of creditors other than micro enterprises and small enterprises	1,950.81	1,799.57
(iv) Other Financial Liabilities	345.69	552.67
(b) Provisions	272.70	255.83
(c) Current Tax Liabilities (Net)	15.61	99.79
(d) Other Current Liabilities	766.55	647.72
Total Current Liabilities	4,696.86	4,145.47
Total Liabilities	5,816.90	6,759.95
TOTAL EQUITY AND LIABILITIES	33,022.18	33,492.47

For Chemfab Alkalis Limited



Suresh

SURESH KRISHNAMURTHI RAO
CHAIRMAN
DIN No: 00127809

Place : Chennai
Date : 29 October 2021

Chemfab Alkalies Limited
CIN:L24290TN2009PLC071563
Regd. Office: Team House, Vandalur, Chennai 600 048.
Phone No: +91 44 22750323 Fax No: +91 44 22750860

STATEMENT OF CONSOLIDATED CASH FLOWS (Refer Note 8)

(Amount Rs. In Lakhs)

Particulars	For the Six Months ended 30/09/2021 (Unaudited)	For the Six Months ended 30/09/2020 (Unaudited)
A. Cash flow from operating activities		
i) Profit before taxes	557.43	313.24
ii) Operating Profit before working capital changes	1,578.38	1,509.48
iii) Net cash generated from operating activities	1,522.85	1,936.16
B. Cash flow (used in) investing activities	(986.21)	(372.37)
C. Cash flow (used in) financing activities	(1,030.11)	(1,164.56)
D. Net Cash flow for the period (A(iii)) + (B) + (C)	(493.47)	399.23

Note: The above Statement of Consolidated Cash Flows has been prepared under the 'Indirect Method' as set out in Ind AS 7 - 'Statement of Cash Flows'

For Chemfab Alkalies Limited



Suresh Rao

SURESH KRISHNAMURTHI RAO
CHAIRMAN
DIN No: 00127809

Place : Chennai
Date : 29 October 2021

**INDEPENDENT AUDITOR'S REVIEW REPORT ON
REVIEW OF INTERIM CONSOLIDATED FINANCIAL RESULTS**

TO THE BOARD OF DIRECTORS OF CHEMFAB ALKALIS LIMITED

1. We have reviewed the accompanying Statement of Consolidated Unaudited Financial Results of **CHEMFAB ALKALIS LIMITED** ("the Parent") and its subsidiary (the Parent and its subsidiary together referred to as "the Group"), for the quarter and six months ended 30 September 2021 ("the Statement") being submitted by the Parent pursuant to the requirement of Regulation 33 of the SEBI (Listing Obligations and Disclosure Requirements) Regulations, 2015, as amended.
2. This Statement, which is the responsibility of the Parent's Management and approved by the Parent's Board of Directors, has been prepared in accordance with the recognition and measurement principles laid down in the Indian Accounting Standard 34 "Interim Financial Reporting" ("Ind AS 34"), prescribed under Section 133 of the Companies Act, 2013 read with relevant rules issued thereunder and other accounting principles generally accepted in India. Our responsibility is to express a conclusion on the Statement based on our review.
3. We conducted our review of the Statement in accordance with the Standard on Review Engagements (SRE) 2410 "Review of Interim Financial Information Performed by the Independent Auditor of the Entity", issued by the Institute of Chartered Accountants of India (ICAI). A review of interim financial information consists of making inquiries, primarily of Parent's personnel responsible for financial and accounting matters, and applying analytical and other review procedures. A review is substantially less in scope than an audit conducted in accordance with Standards on Auditing specified under Section 143(10) of the Companies Act, 2013 and consequently does not enable us to obtain assurance that we would become aware of all significant matters that might be identified in an audit. Accordingly, we do not express an audit opinion.
4. The Statement includes the results of the following entities:

Name of the entity	Relationship
Chemfab Alkalys Limited	Parent Company
Chemfab Alkalys Karaikal Limited	Subsidiary Company

5. Based on our review conducted and procedures performed as stated in paragraph 3 above, nothing has come to our attention that causes us to believe that the accompanying Statement, prepared in accordance with the recognition and measurement principles laid down in the aforesaid Indian Accounting Standard and other accounting principles generally accepted in India, has not disclosed the information required to be disclosed in terms of Regulation 33 of the SEBI (Listing Obligations and Disclosure Requirements) Regulations, 2015, as amended, including the manner in which it is to be disclosed, or that it contains any material misstatement.

For DELOITTE HASKINS & SELLS LLP
Chartered Accountants
(Firm's Registration No. 117366W/W-100018)



P USHA PARVATHY
Partner
Membership No. 207704

Chennai, 29 October 2021
Unique Document Identification Number: 21207704AAAADI3619

