

# JYOT INTERNATIONAL MARKETING LIMITED

Registered Office: 1, 1, Pandurang Society, Opposite WIAA Institute, Judges Bungalow Road,  
Bodakdev, Ahmedabad. Gujarat – 380 054

Email: jyotimltd@gmail.com | CIN: L65910GJ1989PLC012064

30<sup>th</sup> October, 2021

To  
The General Manager-Listing  
Corporate Relationship Department  
BSE Limited, Ground Floor,  
P.J. Towers, Dalal Street, Mumbai

Scrip Code: 542544

Dear Sir/Madam,

## SUB: - OUTCOME OF BOARD MEETING


With reference to above subject and in compliance with the SEBI (LODR) 2015, we hereby submit the outcome of the Meeting of the Board of Directors held on today i.e. 30<sup>th</sup> October, 2021 at 03:30 p.m. and concluded on 4.30 p.m.:-

- 1) Considered, adopted and approved Unaudited Financial Results for the quarter and half year ended on 30<sup>th</sup> September, 2021.
- 2) Reviewed business of the company.

You are requested to kindly take the same on record.

Thanking you,  
Yours faithfully

For Jyot International Marketing Limited



Jayesh Shah  
Director  
DIN: 03548968

**JYOT INTERNATIONAL MARKETING LIMITED**

CIN: L65910GJ1989PLC012064

**Room No. 1, 1, Pandurang Society Judges Bungalow Road, Bodakdev Ahmedabad- 380054**

**Statement of Standalone Unaudited Financial Results for the Quarter & Half Year Ended 30-09-2021**

SR NO	PARTICULARS	Standalone (₹ Lakhs)					
		Quarter Ended			Half Year		Year Ended
		30-09-2021 (Unaudited)	30-06-2021 (Unaudited)	30-09-2020 (Unaudited)	30-09-2021 (Unaudited)	30-09-2020 (Unaudited)	31-03-2021 (Audited)
	QUARTERLY	QUARTERLY	QUARTERLY	HALF YEARLY	HALF YEARLY	YEARLY	
1	<b>Income</b>						
	Revenue from operations	22.45	16.17	32.06	38.62	32.06	81.37
	Other income	5.03	5.31	-	10.33	0.23	11.77
	<b>Total income</b>	<b>27.48</b>	<b>21.47</b>	<b>32.06</b>	<b>48.95</b>	<b>32.29</b>	<b>93.14</b>
2	<b>Expenses</b>						
(a)	Cost of materials consumed	-	-	-	-	-	-
(b)	Purchases of stock-in-trade	-	-	-	-	-	-
(c)	Changes in inventories of finished goods, work-in-progress and stock-in-trade	-	-	-	-	-	-
(d)	Employee benefit expense	0.45	0.45	0.75	0.90	1.34	2.34
(e)	Finance costs	13.80	13.41	22.73	27.21	22.73	62.59
(f)	Depreciation, depletion and amortisation expense	-	-	-	-	-	-
(f)	Other Expenses	10.09	5.72	7.98	15.81	7.99	27.74
	<b>Total expenses</b>	<b>24.34</b>	<b>19.58</b>	<b>31.46</b>	<b>43.92</b>	<b>32.05</b>	<b>92.66</b>
3	<b>Total profit before exceptional items and tax</b>	<b>3.14</b>	<b>1.90</b>	<b>0.61</b>	<b>5.04</b>	<b>0.24</b>	<b>0.48</b>
4	Exceptional items	-	-	-	-	-	-
5	<b>Total profit before tax</b>	<b>3.14</b>	<b>1.90</b>	<b>0.61</b>	<b>5.04</b>	<b>0.24</b>	<b>0.48</b>
7	<b>Tax expense</b>						
8	Current tax	0.80	0.50	0.08	1.30	0.08	0.40
9	Deferred tax	-	-	-	-	-	-
10	<b>Total tax expenses</b>	<b>0.80</b>	<b>0.50</b>	<b>0.08</b>	<b>1.30</b>	<b>0.08</b>	<b>0.40</b>
11	Net movement in regulatory deferral account balances related to profit or loss and the related deferred tax movement	-	-	-	-	-	-
14	<b>Net Profit Loss for the period from continuing operations</b>	<b>2.34</b>	<b>1.40</b>	<b>0.53</b>	<b>3.74</b>	<b>0.16</b>	<b>0.08</b>
15	Profit (loss) from discontinued operations before tax	-	-	-	-	-	-
16	Tax expense of discontinued operations	-	-	-	-	-	-
17	<b>Net profit (loss) from discontinued operation after tax</b>						
18	Share of profit (loss) of associates and joint ventures accounted for using equity method	-	-	-	-	-	-
19	<b>Total profit (loss) for period</b>	<b>2.34</b>	<b>1.40</b>	<b>0.53</b>	<b>3.74</b>	<b>0.16</b>	<b>0.08</b>
20	Other comprehensive income net of taxes	-	-	-	-	-	-
21	<b>Total Comprehensive Income for the period</b>	<b>2.34</b>	<b>1.40</b>	<b>0.53</b>	<b>3.74</b>	<b>0.16</b>	<b>0.08</b>
22	<b>Total profit or loss, attributable to</b>	<b>2.34</b>	<b>1.40</b>	<b>0.53</b>	<b>3.74</b>	<b>0.16</b>	<b>0.08</b>
	Profit or loss, attributable to owners of parent	-	-	-	-	-	-
	Total profit or loss, attributable to non-controlling interests	-	-	-	-	-	-
23	<b>Total Comprehensive income for the period attributable to</b>						
	Comprehensive income for the period attributable to owners of parent	-	-	-	-	-	-
	Total comprehensive income for the period attributable to owners of parent non-controlling interests	-	-	-	-	-	-
24	<b>Details of equity share capital</b>						
	Paid-up equity share capital	312.19	312.19	312.19	312.19	312.19	312.19
	Face value of equity share capital	10.00	10.00	10.00	10.00	10.00	10.00
25	<b>Details of debt securities</b>						
	Paid-up debt capital	-	-	-	-	-	-
	Face value of debt securities	-	-	-	-	-	-
26	<b>Earnings per share</b>						
i	<b>Earnings per equity share for continuing operations</b>						
	Basic earnings (loss) per share from continuing operations	0.01	0.00	0.00	0.01	0.00	0.00
	Diluted earnings (loss) per share from continuing operations	0.01	0.00	0.00	0.01	0.00	0.00
ii	<b>Earnings per equity share for discontinued operations</b>						
	Basic earnings (loss) per share from discontinued operations	-	-	-	-	-	-
	Diluted earnings (loss) per share from discontinued operations	-	-	-	-	-	-
ii	<b>Earnings per equity share</b>						
	Basic earnings (loss) per share from continuing and discontinued operations	-	-	-	-	-	-
	Diluted earnings (loss) per share from continuing and discontinued operations	-	-	-	-	-	-
27	<b>Disclosure of notes on financial results</b>						

**NOTES:**

- The above Results have been reviewed by the Audit Committee and approved by the Board of Directors of the Company at its Meeting held on 30th October, 2021. The statutory auditors have carried out a limited review of the results for the Quarter & Half Year Ended September 30, 2021 and have expressed an unqualified audit opinion.
- The figures for the previous period/year have been regrouped /reclassified, wherever necessary.
- This Statement has been prepared in accordance with the Companies (Indian Accounting Standards) Rules, 2015 (Ind As), prescribed under section 133 of the Companies Act, 2013, and other recognized accounting practices and policies to the extent applicable.
- The Disclosure is as per Regulation 33 of SEBI (Listing Obligations & Discloser Requirements) Regulations, 2015.
- The Company is operating in single segment, so above results are for single segment only.

Date: 30-10-2021  
Place: Ahmedabad

For and on behalf of the Board of Directors  
For, Jyot International Marketing Limited

  
 Jayesh Shah  
 Managing Director  
 DIN: 03548968

**JYOT INTERNATIONAL MARKETING LIMITED**

CIN: L65910GJ1989PLC012064

Room No. 1, 1, Pandurang Society Judges Bungalow Road, Bodakdev Ahmedabad- 380054

**Statement Of Assets and Liability**

(₹ Lakhs)

Particulars	Standalone	
	As at 30th September 2021	As at 31st March 2021
	Unaudited	Audited
<b>A) Assets</b>		
<b>Non Current Assets</b>		
Property Plant and Equipement	0.00	0.00
Capital Work In Progress		
Other Intangible Assets		
Intangible assets under Development		
Financial Assets	-	-
i) Investment	104.09	104.09
ii) Loan		
iii) Other Financial Assets		
Deferred Tax Assets (net)	-	-
Other non current Assets		
<b>Total Non Current Assets</b>	<b>104.09</b>	<b>104.09</b>
<b>Current Assets</b>		
Inventories/WIP		
Financial Assets		
i) Trade Receivable	32.24	36.60
ii) Cash and Cash Equivalents	3.45	28.40
iii) Bank Balance other than (ii)above	-	-
iv) Other Financial Assets	2,847.26	1,572.79
Other Current Assets	15.93	15.78
<b>Total Current Assets</b>	<b>2,898.88</b>	<b>1,653.57</b>
<b>Total Assets</b>	<b>3,002.97</b>	<b>1,757.66</b>
<b>B) Equity and Liabilities</b>		
Equity Share Capital	312.19	312.19
Other Equity	62.06	58.31
<b>Total Equity</b>	<b>374.25</b>	<b>370.50</b>
<b>Non Current Liabilities</b>		
Financial Liabilities		
i) Borrowings	2,606.6	1,361.03
Defered Tax Liabilities	0.24	0.24
<b>Total Non Current Liabilities</b>	<b>2,606.86</b>	<b>1,731.77</b>
<b>Current Liabilities</b>		
Financial Liabilities		
i) Borrowings	-	-
ii) Trade Payables	7.12	6.96
iii) Other Financial Liabilities	-	-
Provisions	1.95	0.65
Other Current Liabilities	12.80	18.30
<b>Total Current Liabilities</b>	<b>21.86</b>	<b>25.90</b>
<b>Total Equity and Liabilities</b>	<b>3,002.97</b>	<b>1,757.67</b>

Date: 30-10-2021  
Place: Ahmedabad

For and on behalf of  
For, Jyot International Marketing Limited

  
 Jayesh Shah  
 Managing Director  
 DIN: 03548968

**JYOT INTERNATIONAL MARKETING LIMITED**

CIN : L65910GJ1989PLC012064

Registered Office: Room No # 1, 1, Pandurang Society, Judges Bungalow Road, Bodakdev, Ahmedabad. Gujarat - 380 054

**CASH FLOW STATEMENT FOR THE HALF YEAR ENDED SEPTEMBER 30, 2021**

Particulars	Standalone	
	For the period ended on 30-09-2021	For the period ended on 31-03-2021
<b>A. CASH FLOW FROM OPERATING ACTIVITIES</b>		
Profit Before Tax	5.05	0.48
<u>Adjustments for:</u>		
Depreciation	-	-
Preliminary Exps. Written off	-	-
Finance Cost	-	-
Operating Profit before Working Capital Changes	5.05	0.48
<b>Movements in Working Capital :</b>		
Decrease / (Increase) in Inventories	-	-
Decrease / (Increase) in Sundry Debtors	-	-
Decrease / (Increase) in Loans and Advances	4.36	3.58
Decrease / (Increase) in Other Current Assets	-1,274.47	333.62
(Decrease) / Increase in Trade Payables	-0.15	-0.88
(Decrease) / Increase in Short Term Provisions	0.16	0.24
(Decrease) / Increase in Current Liabilities	-	-
(Decrease) / Increase in Other Current Liabilities	-	-
Cash (used in) / generated from operations	-5.50	2.45
Direct Taxes Paid (net of refunds)	-	-
<b>Net cash (used in) / generated from operating activities (A)</b>	<b>-1,270.55</b>	<b>339.49</b>
<b>B. CASH FLOW FROM INVESTING ACTIVITIES</b>		
(Purchase) of Fixed Assets	-	-
Sale / Disposal of Fixed Assets	-	-
Profit on sale of Investment / Assets	-	-
<b>Net cash (used in) / generated from investing activities (B)</b>	<b>-</b>	<b>-</b>
<b>C. CASH FLOW FROM FINANCING ACTIVITIES</b>		
(Repayment) / Proceeds From Long Term Borrowings	-	-
(Repayment) / Proceeds From Short Term Borrowings	-	-
Repayment / (Proceeds) From Long Term Loans & Advances	1,245.57	-311.81
Proceeds (repayment) from other equity	-	-
Interest Expense	-	-
Dividend	-	-
<b>Net cash (used in) / generated from financing activities (C)</b>	<b>1,245.57</b>	<b>-311.81</b>
<b>D. NET INCREASE IN CASH AND CASH EQUIVALENTS (D)=(A+B+C)</b>	<b>-24.95</b>	<b>27.68</b>
Cash and cash equivalents at the beginning of the year	28.40	0.72
Cash and cash equivalents at the end of the year	3.45	28.40
<b>Components of cash and cash equivalents</b>		
<b>Cash and cheques on hand</b>		
With Scheduled Banks	0.02	20.34
- in Current Account	-	-
- in Term Deposit Accounts	3.43	8.06
	-	-
	3.45	28.40

Date: 30/10/2021  
Place: AHMEDABAD

By Order of the Board of Directors  
For, Jyot International Marketing Limited

  
 Jayesh Shah  
 Managing Director  
 DIN: 03548968

**Review Report to  
The Board of Directors of  
Jyot International Marketing Limited**

We have reviewed the unaudited standalone financial results of Jyot International Marketing Limited (the "Company") for the quarter and six months ended September 30, 2021 which are included in the accompanying 'Unaudited Standalone Financial Results for the Quarter and Six Months Ended September 30, 2021', the statement of assets and liabilities as on that date and the statement of cash flows for the six months ended on that date (the "Statement"). The Statement has been prepared by the Company pursuant to Regulation 33 of the Securities and Exchange Board of India (Listing Obligations and Disclosure Requirements) Regulations, 2015, as amended (the "Listing Regulations, 2015"). This Statement, which is the responsibility of the Company's Management and approved by the Board of Directors, has been prepared in accordance with the recognition and measurement principles laid down in Indian Accounting Standard 34 "Interim Financial Reporting" ("Ind AS 34"), prescribed under Section 133 of the Companies Act, 2013, and other accounting principles generally accepted in India. Our responsibility is to express a conclusion on the Statement based on our review.


We conducted our review of the Statement in accordance with the Standard on Review Engagements (SRE) 2410 "Review of Interim Financial Information Performed by the Independent Auditor of the Entity", issued by the Institute of Chartered Accountants of India. This Standard requires that we plan and perform the review to obtain moderate assurance as to whether the Statement is free of material misstatement. A review of interim financial information consists of making inquiries, primarily of persons responsible for financial and accounting matters, and applying analytical and other review procedures. A review is substantially less in scope than an audit conducted in accordance with Standards on Auditing and consequently does not enable us to obtain assurance that we would become aware of all significant matters that might be identified in an audit. Accordingly, we do not express an audit opinion.

Based on our review conducted as above, nothing has come to our attention that causes us to believe that the Statement has not been prepared in all material respects in accordance with the recognition and measurement principles laid down in the aforesaid Indian Accounting Standard and other accounting principles generally accepted in India and has not disclosed the information required to be disclosed in terms of Regulation 33 of the Listing Regulations, 2015 including the manner in which it is to be disclosed, or that it contains any material misstatement.

Place : Ahmedabad  
Date : 30/10/2021

For, Parag A. Shah & Co.  
Chartered Accountants  
Firm Reg. No.129665W



  
[ Parag A. Shah ]

Proprietor  
Membership No.- 047713  
UDIN: 21047713AAAABX5084

**JYOT INTERNATIONAL MARKETING LIMITED**

CIN: L65910G1989PLC012064

**Room No. 1, 1, Pandurang Society Judges Bungalow Road, Bodakdev Ahmedabad - 380054**

**Statement of Consolidated Unaudited Financial Results for the Quarter Ended 30-09-2021**

SR NO	PARTICULARS	Consolidated (₹ Lakhs)					
		Quarter Ended			Half Year		Year Ended
		30-09-2021 (Unaudited)	30-06-2021 (Unaudited)	30-09-2020 (Unaudited)	30-09-2021 (Unaudited)	30-09-2020 (Unaudited)	31-03-2021 (Audited)
	QUARTERLY	QUARTERLY	QUARTERLY	HALF YEARLY	HALF YEARLY	YEARLY	
1	<b>Income</b>						
	Revenue from operations	22.45	16.17	32.06	38.62	32.06	81.37
	Other income	5.03	5.31	3.93	10.33	4.16	17.69
	<b>Total income</b>	<b>27.48</b>	<b>21.47</b>	<b>35.99</b>	<b>48.95</b>	<b>36.22</b>	<b>99.06</b>
2	<b>Expenses</b>						
(a)	Cost of materials consumed	-	-	-	-	-	-
(b)	Purchases of stock-in-trade	-	-	-	-	-	-
(c)	Changes in inventories of finished goods, work-in-progress and stock-in-trade	-	-	-	-	-	-
(d)	Employee benefit expense	1.32	0.99	0.83	2.31	1.42	5.56
(e)	Finance costs	13.80	13.41	22.73	27.21	22.73	62.59
(f)	Depreciation, depletion and amortisation expense	-	-	-	-	-	-
(f)	Other Expenses	-	-	-	-	-	-
	<b>Total expenses</b>	<b>10.13</b>	<b>5.82</b>	<b>8.00</b>	<b>15.95</b>	<b>8.01</b>	<b>28.41</b>
	<b>Total profit before exceptional items and tax</b>	<b>25.25</b>	<b>20.21</b>	<b>31.56</b>	<b>45.46</b>	<b>32.15</b>	<b>96.55</b>
3	Exceptional items	2.23	1.26	4.44	3.49	4.07	2.51
5	<b>Total profit before tax</b>	<b>2.23</b>	<b>1.26</b>	<b>4.44</b>	<b>3.49</b>	<b>4.07</b>	<b>2.51</b>
7	<b>Tax expense</b>						
8	Current tax	0.80	0.50	0.08	1.30	0.08	0.91
9	Deferred tax	-	-	-	-	-	-
10	<b>Total tax expenses</b>	<b>0.80</b>	<b>0.50</b>	<b>0.08</b>	<b>1.30</b>	<b>0.08</b>	<b>0.91</b>
11	Net movement in regulatory deferral account balances related to profit or loss and the related deferred tax movement	-	-	-	-	-	-
14	<b>Net Profit Loss for the period from continuing operations</b>	<b>1.43</b>	<b>0.76</b>	<b>4.36</b>	<b>2.19</b>	<b>3.99</b>	<b>1.60</b>
15	Profit (loss) from discontinued operations before tax	-	-	-	-	-	-
16	Tax expense of discontinued operations	-	-	-	-	-	-
17	<b>Net profit (loss) from discontinued operation after tax</b>	<b>-</b>	<b>-</b>	<b>-</b>	<b>-</b>	<b>-</b>	<b>-</b>
18	Share of profit (loss) of associates and joint ventures accounted for using equity method	-	-	-	-	-	-
19	<b>Total profit (loss) for period</b>	<b>1.43</b>	<b>0.76</b>	<b>4.36</b>	<b>2.19</b>	<b>3.99</b>	<b>1.60</b>
20	Other comprehensive income net of taxes	-	-	-	-	-	-
21	<b>Total Comprehensive Income for the period</b>	<b>1.43</b>	<b>0.76</b>	<b>4.36</b>	<b>2.19</b>	<b>3.99</b>	<b>1.60</b>
22	<b>Total profit or loss, attributable to</b>	<b>1.43</b>	<b>0.76</b>	<b>4.36</b>	<b>2.19</b>	<b>3.99</b>	<b>1.60</b>
	Profit or loss, attributable to owners of parent	-	-	-	-	-	-
	Total profit or loss, attributable to non-controlling interests	-	-	-	-	-	-
23	<b>Total Comprehensive income for the period attributable to</b>						
	Comprehensive income for the period attributable to owners of parent	-	-	-	-	-	-
	Total comprehensive income for the period attributable to owners of parent non-controlling interests	-	-	-	-	-	-
24	<b>Details of equity share capital</b>						
	Paid-up equity share capital	312.19	312.19	312.19	312.19	312.19	312.19
	Face value of equity share capital	10.00	10.00	10.00	10.00	10.00	10.00
25	<b>Details of debt securities</b>						
	Paid-up debt capital	-	-	-	-	-	-
	Face value of debt securities	-	-	-	-	-	-
26	<b>Earnings per share</b>						
i	<b>Earnings per equity share for continuing operations</b>						
	Basic earnings (loss) per share from continuing operations	0.00	0.00	0.01	0.01	0.01	0.01
	Diluted earnings (loss) per share from continuing operations	0.00	0.00	0.01	0.01	0.01	0.01
ii	<b>Earnings per equity share for discontinued operations</b>						
	Basic earnings (loss) per share from discontinued operations	-	-	-	-	-	-
	Diluted earnings (loss) per share from discontinued operations	-	-	-	-	-	-
ii	<b>Earnings per equity share</b>						
	Basic earnings (loss) per share from continuing and discontinued operations	-	-	-	-	-	-
	Diluted earnings (loss) per share from continuing and discontinued operations	-	-	-	-	-	-
27	<b>Disclosure of notes on financial results</b>						

**NOTES:**

- The above Results have been reviewed by the Audit Committee and approved by the Board of Directors of the Company at its Meeting held on 30th October, 2021. The statutory auditors have carried out a limited review of the results for the quarter ended September 30, 2021 and have expressed an unqualified audit opinion.
- The figures for the previous period/year have been regrouped /reclassified, wherever necessary.
- This Statement has been prepared in accordance with the Companies (Indian Accounting Standards) Rules, 2015 (Ind As), prescribed under section 133 of the Companies Act, 2013, and other recognized accounting practices and policies to the extent applicable.
- The Disclosure is as per Regulation 33 of SEBI (Listing Obligations & Discloser Requirements) Regulations, 2015.
- The Company is operating in single segment, so above results are for single segment only.

Date: 30.10.2021

Place: Ahmedabad

For and on behalf of the Board of Directors  
For, Jyot International Marketing Limited

  
 Jayesh Shah  
 Managing Director  
 DIN: 03548968

# JYOT INTERNATIONAL MARKETING LIMITED

CIN : L65910GJ1989PLC012064

Registered Office: Room No # 1, 1, Pandurang Society, Judges Bungalow Road,  
Stamenet Of Assets and Liability

(Rs. In Lacs)

Particulars	Consolidated	
	As at 31st September 2021	As at 31st March 2021
	Audited	Audited
<b>A) Assets</b>		
<b>Non Current Assets</b>		
Property Plant and Equipement	0.00	0.00
Capital Work In Progress	0.00	0.00
Other Intengible Assets		
Intengible assets under Development		
Financial Assets		
i) Investment	508.69	508.69
ii) Loan	0.00	0.00
iii) Other Financial Assets	0.00	0.00
Deferred Tax Assets (net)	0.00	0.00
Other non current Assets	0.00	0.00
<b>Total Non Current Assets</b>	<b>508.69</b>	<b>508.69</b>
<b>Current Assets</b>		
Inventories	0.00	0.00
Financial Assets		
i) Trade Receivable	32.24	36.60
ii) Cash and Cash Equivalents	22.67	49.13
iii) Bank Balance other than (ii)above	0.00	0.00
iv) Other Financial Assets	3,456.79	2,182.32
Other Current Assets	15.93	15.78
<b>Total Current Assets</b>	<b>3,527.63</b>	<b>2,283.83</b>
<b>Total Assets</b>	<b>4,036.33</b>	<b>2,792.52</b>
<b>B) Equity and Liabilities</b>		
Equity Share Capital	312.19	312.19
Other Equity	1,094.21	1,092.02
<b>Total Equity</b>	<b>1,406.40</b>	<b>1,404.21</b>
<b>Non Current Liabilities</b>		
Financial Liabilities		
i) Borrowings	2,606.61	1,361.03
Defered Tax Liabilities	0.24	0.24
<b>Total Non Current Liabilities</b>	<b>4,013.26</b>	<b>2,765.48</b>
<b>Current Liabilities</b>		
Financial Liabilities		
i) Borrowings	0.00	0.00
ii) Trade Payables	7.81	6.96
iii) Other Financial Liabilities	0.00	0.00
Provisions	2.46	1.16
Other Current Liabilities	12.80	18.92
<b>Total Current Liabilities</b>	<b>23.07</b>	<b>27.03</b>
<b>Total Equity and Liabilities</b>	<b>4,036.33</b>	<b>2,792.52</b>

Date: 30/10/2021  
Place: AHMEDABAD

By Order of the Board of Directors  
For, Jyot International Marketing Limited

  
Jayesh Shah  
Managing Director  
DIN: 03548968

# JYOT INTERNATIONAL MARKETING LIMITED

CIN : L65910GJ1989PLC012064

Registered Office: Room No # 1, 1, Pandurang Society, Judges Bungalow Road, Bodakdev, Ahmedabad. Gujarat - 380 054

## CASH FLOW STATEMENT FOR THE HALF YEAR ENDED SEPTEMBER 30, 2021

Particulars	Consolidated	
	For the period ended on 30-09-2021	For the period ended on 31-03-2021
<b>A. CASH FLOW FROM OPERATING ACTIVITIES</b>		
Profit Before Tax	3.49	2.51
<b>Adjustments for:</b>	-	-
Depreciation	-	-
Preliminary Exps. Written off	-	-
Finance Cost	-	-
<b>Operating Profit before Working Capital Changes</b>	<b>3.49</b>	<b>2.51</b>
<b>Movements in Working Capital :</b>	-	-
Decrease / (Increase) in Inventories	-	-
Decrease / (Increase) in Sundry Debtors	4.36	3.58
Decrease / (Increase) in Loans and Advances	-1,274.47	262.21
Decrease / (Increase) in Other Current Assets	-0.15	-0.88
(Decrease) / Increase in Trade Payables	0.85	0.24
(Decrease) / Increase in Short Term Provisions	-	-
(Decrease) / Increase in Current Liabilities	-	-
(Decrease) / Increase in Other Current Liabilities	-6.12	2.75
Cash (used in) / generated from operations	-	-
Direct Taxes Paid (net of refunds)	-	-
<b>Net cash (used in) / generated from operating activities (A)</b>	<b>-1,272.04</b>	<b>270.41</b>
<b>B. CASH FLOW FROM INVESTING ACTIVITIES</b>	-	-
(Purchase) of Fixed Assets	-	-
Sale / Disposal of Fixed Assets	-	-
Sale of Investment / Assets	-	70.89
<b>Net cash (used in) / generated from investing activities (B)</b>	<b>-</b>	<b>-</b>
<b>C. CASH FLOW FROM FINANCING ACTIVITIES</b>	-	-
(Repayment) / Proceeds From Long Term Borrowings	-	-
(Repayment) / Proceeds From Short Term Borrowings	1,245.58	-314.03
Repayment / (Proceeds) From Long Term Loans & Advances	-	-
Proceeds (repayment) from other equity	-	-
Interest Expense	-	-
Dividend	-	-
<b>Net cash (used in) / generated from financing activities (C)</b>	<b>-26.46</b>	<b>-243.14</b>
<b>D. NET INCREASE IN CASH AND CASH EQUIVALENTS (D)=(A+B+C)</b>	<b>-26.46</b>	<b>27.27</b>
<b>Cash and cash equivalents at the beginning of the year</b>	<b>49.12</b>	<b>21.85</b>
<b>Cash and cash equivalents at the end of the year</b>	<b>22.67</b>	<b>49.12</b>
Components of cash and cash equivalents	-	-
<b>Cash and cheques on hand</b>	<b>18.91</b>	<b>40.70</b>
With Scheduled Banks	-	-
- in Current Account	3.76	8.42
- in Term Deposit Accounts	-	-
	-	-
	<b>22.67</b>	<b>49.12</b>

Date: 30/10/2021  
Place: AHMEDABAD

By Order of the Board of Directors  
For, Jyot International Marketing Limited

  
Jayesh Shah  
Managing Director

DIN: 03548968



**Review Report to  
The Board of Directors of  
Jyot International Marketing Limited**

We have reviewed the unaudited consolidated financial results of Jyot International Marketing Limited (the "Parent"), its subsidiaries [the parent and its subsidiaries) hereinafter referred to as the "Group"] for the quarter and six months ended September 30, 2021, which are included in the accompanying 'Unaudited Consolidated Financial Results for the Quarter and Six Months Ended September 30, 2021', the unaudited consolidated statement of assets and liabilities as on that date and the consolidated statement of cash flows for the six months ended on that date (the "Statement"). The Statement is being submitted by the Parent pursuant to the requirement of Regulation 33 of the SEBI (Listing Obligations and Disclosure Requirements) Regulations, 2015, as amended (the "Listing Regulations, 2015"), which has been signed by us for identification purposes

This Statement, which is the responsibility of the Parent's Management and has been approved by the Parent's Board of Directors, has been prepared in accordance with the recognition and measurement principles laid down in Indian Accounting Standard 34 "Interim Financial Reporting" ("Ind AS 34"), prescribed under Section 133 of the Companies Act, 2013, and other accounting principles generally accepted in India. Our responsibility is to express a conclusion on the Statement based on our review.

We conducted our review of the Statement in accordance with the Standard on Review Engagements (SRE) 2410 "Review of Interim Financial Information Performed by the Independent Auditor of the Entity", issued by the Institute of Chartered Accountants of India. This Standard requires that we plan and perform the review to obtain moderate assurance as to whether the Statement is free of material misstatement. A review of interim financial information consists of making inquiries, primarily of persons responsible for financial and accounting matters, and applying analytical and other review procedures. A review is substantially less in scope than an audit conducted in accordance with Standards on Auditing and consequently does not enable us to obtain assurance that we would become aware of all significant matters that might be identified in an audit. Accordingly, we do not express an audit opinion.


We also performed procedures in accordance with the circular issued by the SEBI under Regulation 33(8) of the SEBI (Listing Obligations and Disclosure Requirements) Regulations, 2015, as amended, to the extent applicable.

The Statement includes the results of the following entities:

Parent Company:  
Jyot International Marketing Limited

Subsidiaries:  
Efficient Tie-up Private Limited

Based on our review conducted and procedures performed as stated in paragraph 3 above, nothing has come to our attention that causes us to believe that the accompanying Statement has not been prepared in all material respects in accordance with the recognition and measurement principles laid down in the aforesaid Indian Accounting Standard and other accounting principles generally accepted in India and has not disclosed the information required to be disclosed in terms of Regulation 33 of the Listing Regulations, 2015, including the manner in which it is to be disclosed, or that it contains any material misstatement.



The consolidated unaudited financial results includes the interim financial information of 1 subsidiary which have not been reviewed by their auditors, whose interim financial information reflect total assets of Rs. 1054.26 lakhs and net assets of Rs. 1054.26 lakhs as at September 30, 2021 and total revenue of Rs. Nil and Rs. Nil, total net profit /loss after tax and total comprehensive income of Rs. -0.91 Lakhs and Rs. -1.56 Lakhs for the quarter ended September 30, 2021 and for the period from April 01, 2021 to September 30, 2021, respectively, and cash flows (net) of Rs. - 1.51 Lakhs for the period from April 01, 2021 to September 30, 2021, as considered in the consolidated unaudited financial results.

Our conclusion on the statement is not modified in respect of the above matter

Place : Ahmedabad  
Date : 30/10/2021



For, Parag A. Shah & Co.  
Chartered Accountants  
Firm Reg. No.129665W

A handwritten signature in blue ink, appearing to read "Parag A. Shah".

[ Parag A. Shah ]  
Proprietor

Membership No.- 047713

UDIN: 21047713AAAABY7599