

PDS/SE/2023-24/298

November 1, 2023

Listing Department National Stock Exchange of India Limited Exchange Plaza, C-1 Block G, Bandra Kurla Complex, Bandra (E), Mumbai -400 051 Scrip Symbol: PDSL	Corporate Relationship Department BSE Limited Phiroze Jeejeebhoy Towers, Dalal Street, Mumbai- 400001 Scrip Code: 538730
---	--

Sub: Outcome of Board Meeting in accordance with SEBI (Listing Obligations and Disclosure Requirements) Regulations, 2015

Re: ISIN - INE111Q01021

Dear Sir/ Madam,

We wish to inform you that the Board of Directors (“Board”) of the Company at its Meeting held today, has inter alia, considered, approved and taken on record:

1. The Unaudited Standalone and Consolidated Financial Results of the Company for the quarter and half year ended September 30, 2023.

Pursuant to Regulation 33 of the Securities and Exchange Board of India (Listing Obligations and Disclosure Requirements) Regulations 2015 [“SEBI Listing Regulations”], we are pleased to submit Unaudited Standalone and Consolidated Financial Results along with the Limited Review Report from the Statutory Auditors, enclosed as **Annexure-I** and the same will also be available on the website of the Company at www.pdsltd.com. An extract of the aforesaid Unaudited Financial Results for the quarter and half year ended September 30, 2023 would be published in the Newspapers in accordance with the SEBI Listing Regulations.

2. Increase in Authorized Share Capital of the Company from present ₹28,00,00,000/- (Rupees Twenty-Eight Crores Only) divided into 14,00,00,000 (Fourteen Crores) Equity Shares of Face Value ₹2/- (Rupees Two Only) each to ₹50,00,00,000/- (Rupees Fifty Crores Only) divided into 25,00,00,000 (Twenty-Five Crores) Equity Shares of Face Value of ₹2/- (Rupees Two Only) each, and alteration in the Capital Clause of the Memorandum of Association of the Company, subject to the approval of Shareholders of the Company.
3. To create, offer, issue and allot (including with provisions for reservations on firm and/or competitive basis, or such part of issue and for such categories of persons as may be permitted) such number of equity shares, convertible preference shares, and/ or bonds including foreign currency convertible bonds/ debentures/ non-convertible debt instruments along with warrants/ convertible debentures/ securities and/ or any other equity based instrument(s), (“Securities”) inter alia, through a private placement, one or more qualified institutional placement (“QIP”) and / or further public issue of equity and/or rights issue and/or through any other permissible mode, by way of an offer document/prospectus or such other document, in India or abroad, such number of Equity Shares of the Face Value of ₹2 (Rupees Two Only) each and for an aggregate amount not exceeding ₹6,250 Mn (equivalent to up to USD 75 Mn), including premium, if any, on such terms and conditions and in such manner as the Board may in its sole discretion decide including the timing of the issue(s) / offering(s), the investors to whom the Securities are to be issued, terms of issue, issue price, number of Securities to be issued, the Stock Exchanges on which such Securities will be listed, finalization of allotment of the Securities on the basis of the subscriptions received including details of face value, premium, rate of interest, redemption period, manner of redemption, amount of premium on redemption, the ratio / number of Equity Shares to be allotted on redemption / conversion, period of conversion, fixing of record date or book closure dates, etc., as the case may be, prescribe any

PDS Limited*(Erstwhile PDS Multinational Fashions Limited)*

Registered & Corporate Office: Unit No. 971, Solitaire Corporate Park, Andheri Ghatkopar Link Road,
Andheri East, Mumbai 400093, Maharashtra, India. ☎ +91 2241441100

CIN: L18101MH2011PLC388088 🌐 www.pdsltd.com 📧 info@psltd.com

terms or a combination of terms in respect of the Securities in accordance with local and / or international practices including conditions in relation to offer, early redemption of Securities, debt service payments, voting rights, variation of price and all such terms as are provided in domestic and / or international offerings and any other matter in connection with, or incidental to the issue, in consultation with the merchant bankers or other advisors or otherwise, together with any amendments or modifications thereto (Issue).

4. Increase in loan amount to PDS Multinational Fashions ESOP Trust (“Trust”) from ₹5,80,00,000 to ₹9,20,00,000, subject to Shareholders of the Company. The Trust was formulated on July 27, 2021 for the purpose of implementing a share based compensation scheme for the employees of the Company and its subsidiaries in accordance with SEBI (Share Based Employee Benefits and Sweat Equity) Regulations, 2021.
5. Payment of Interim Dividend of ₹1.60/- per Equity Share of the Face Value of ₹2/- each for the Financial Year 2023-24.
6. The Record Date for the purpose of determining the entitlement of the Shareholders for the Interim Dividend has been fixed as Wednesday, November 15, 2023, and the same will be paid to the Shareholders within 30 days from the date of the declaration of the Interim Dividend.
7. Convening of Shareholders Meeting by way of Postal Ballot for the following:
 - a. Increase in the Authorized Share Capital of the Company and alteration of Capital Clause of the Memorandum of Association of the Company.
 - b. Authorize Fund Raising Through Securities Issuance.
 - c. Authorize Loans, Guarantees, and Investments in any other Body Corporate.
 - d. Increase Borrowing Power under Section 180(1)(c) of Companies Act, 2013.
 - e. Authorize the Board for the creation of securities on the properties of the Company under Section 180(1)(a) of the Companies Act, 2013.
 - f. Grant loan to PDS Multinational Fashions ESOP Trust to acquire Equity Shares of the Company.
 - g. Change in designation of Ms. Yael Gairola (DIN: 08434509) from ‘Non-Executive – Independent Director’ to ‘Non-Executive – Non-Independent Director’.

The Meeting of the Board of Directors of the Company commenced at 4:25 P.M. (IST) and concluded at 8:35 P.M. (IST)

We request you to kindly take the above information on record for the purpose of dissemination to the Shareholders of the Company.

Thanking you,

Yours faithfully,

for **PDS Limited**

(Erstwhile PDS Multinational Fashions Limited)



Abhishek Kanoi
Head of Legal & Company Secretary
ICSI Membership No.: F-9530



Encl.: a/a

Walker Chandiok & Co LLP

Walker Chandiok & Co LLP
5th Floor, No.65/2, Block "A",
Bagmane Tridib, Bagmane
Tech Park, C V Raman Nagar,
Bengaluru
560093

T +91 80 4243 0700
F +91 80 4126 1228

Independent Auditor's Review Report on Standalone Unaudited Quarterly Financial Results and Year to Date Results of the Company pursuant to the Regulation 33 of the SEBI (Listing Obligations and Disclosure Requirements) Regulations, 2015 (as amended)

To the Board of Directors of PDS Limited (formerly PDS Multinational Fashions Limited)

1. We have reviewed the accompanying statement of standalone unaudited financial results ('the Statement') of PDS Limited (formerly PDS Multinational Fashions Limited) ('the Company') for the quarter ended 30 September 2023 and the year to date results for the period 1 April 2023 to 30 September 2023, being submitted by the Company pursuant to the requirements of Regulation 33 of the SEBI (Listing Obligations and Disclosure Requirements) Regulations, 2015 (as amended) ('Listing Regulations').
2. The Statement, which is the responsibility of the Company's management and approved by the Company's Board of Directors, has been prepared in accordance with the recognition and measurement principles laid down in Indian Accounting Standard 34, Interim Financial Reporting ('Ind AS 34'), prescribed under Section 133 of the Companies Act, 2013 ('the Act'), and other accounting principles generally accepted in India and is in compliance with the presentation and disclosure requirements of Regulation 33 of the Listing Regulations. Our responsibility is to express a conclusion on the Statement based on our review.
3. We conducted our review of the Statement in accordance with the Standard on Review Engagements (SRE) 2410, Review of Interim Financial Information Performed by the Independent Auditor of the Entity, issued by the Institute of Chartered Accountants of India. A review of interim financial information consists of making inquiries, primarily of persons responsible for financial and accounting matters, and applying analytical and other review procedures. A review is substantially less in scope than an audit conducted in accordance with the Standards on Auditing specified under Section 143(10) of the Act, and consequently, does not enable us to obtain assurance that we would become aware of all significant matters that might be identified in an audit. Accordingly, we do not express an audit opinion.

Walker Chandiook & Co LLP

4. Based on our review conducted as above, nothing has come to our attention that causes us to believe that the accompanying Statement, prepared in accordance with the recognition and measurement principles laid down in Ind AS 34, prescribed under Section 133 of the Act, and other accounting principles generally accepted in India, has not disclosed the information required to be disclosed in accordance with the requirements of Regulation 33 of the SEBI (Listing Obligations and Disclosure Requirements) Regulations, 2015 (as amended), including the manner in which it is to be disclosed, or that it contains any material misstatement.

For Walker Chandiook & Co LLP

Chartered Accountants

Firm Registration No: 001076N/N500013

Aasheesh
Arjun Singh

Digitally signed by
Aasheesh Arjun Singh
Date: 2023.11.01
19:29:56 +05'30'

Aasheesh Arjun Singh

Partner

Membership No. 210122

UDIN: 23210122BGXATQ6226

Bengaluru

01 November 2023

Walker Chandiok & Co LLP

Walker Chandiok & Co LLP
5th Floor, No.65/2, Block "A",
Bagmane Tridib, Bagmane
Tech Park, C V Raman Nagar,
Bengaluru
560093

T +91 80 4243 0700
F +91 80 4126 1228

Independent Auditor's Review Report on the Consolidated Unaudited Quarterly Financial Results and Year to Date Results of the Company pursuant to the Regulation 33 of the SEBI (Listing Obligations and Disclosure Requirements) Regulations, 2015 (as amended)

To the Board of Directors of PDS Limited (formerly PDS Multinational Fashions Limited)

1. We have reviewed the accompanying statement of unaudited consolidated financial results ('the Statement') of PDS Limited (formerly PDS Multinational Fashions Limited) ('the Holding Company') and its subsidiaries (the Holding Company and its subsidiaries together referred to as 'the Group'), its associates and joint ventures (refer Annexure 1 for the list of subsidiaries, associates and joint ventures included in the Statement) for the quarter ended 30 September 2023 and the consolidated year to date results for the period 1 April 2023 to 30 September 2023, being submitted by the Holding Company pursuant to the requirements of Regulation 33 of the SEBI (Listing Obligations and Disclosure Requirements) Regulations, 2015 (as amended) ('Listing Regulations').
2. This Statement, which is the responsibility of the Holding Company's management and approved by the Holding Company's Board of Directors, has been prepared in accordance with the recognition and measurement principles laid down in Indian Accounting Standard 34, Interim Financial Reporting ('Ind AS 34'), prescribed under Section 133 of the Companies Act, 2013 ('the Act'), and other accounting principles generally accepted in India and is in compliance with the presentation and disclosure requirements of Regulation 33 of the Listing Regulations. Our responsibility is to express a conclusion on the Statement based on our review.
3. We conducted our review of the Statement in accordance with the Standard on Review Engagements (SRE) 2410, Review of Interim Financial Information Performed by the Independent Auditor of the Entity, issued by the Institute of Chartered Accountants of India. A review of interim financial information consists of making inquiries, primarily of persons responsible for financial and accounting matters, and applying analytical and other review procedures. A review is substantially less in scope than an audit conducted in accordance with the Standards on Auditing specified under Section 143(10) of the Act, and consequently, does not enable us to obtain assurance that we would become aware of all significant matters that might be identified in an audit. Accordingly, we do not express an audit opinion.

We also performed procedures in accordance with the SEBI Circular CIR/CFD/CMD1/44/2019 dated 29 March 2019 issued by the SEBI under Regulation 33 (8) of the Listing Regulation, to the extent applicable.

Walker Chandiook & Co LLP

4. Based on our review conducted and procedures performed as stated in paragraph 3 above and upon consideration of the review reports of the other auditors referred to in paragraph 5 below, nothing has come to our attention that causes us to believe that the accompanying Statement, prepared in accordance with the recognition and measurement principles laid down in Ind AS 34, prescribed under Section 133 of the Act, and other accounting principles generally accepted in India, has not disclosed the information required to be disclosed in accordance with the requirements of Regulation 33 of the SEBI (Listing Obligations and Disclosure Requirements) Regulations, 2015 (as amended), including the manner in which it is to be disclosed, or that it contains any material misstatement.
5. We did not review the interim financial statements/ financial information/ financial results of 78 subsidiaries included in the Statement, whose financial information reflects total assets of ₹ 509,786.08 lakhs as at 30 September 2023, total revenues of ₹ 1,60,280.09 lakhs and ₹ 2,89,805.20 lakhs, total net profit after tax of ₹ 8,408.53 lakhs and ₹ 17,007.61 lakhs, total comprehensive income of ₹ 8,512.22 lakhs and ₹ 17,522.07 lakhs, for the quarter and six month period ended on 30 September 2023, respectively, and cash outflows (net) of ₹ 5,960.46 lakhs for the six month period ended 30 September 2023, as considered in the Statement. The Statement also includes the Group's share of net profit after tax of ₹ 40.68 lakhs and ₹ 159.34 lakhs and total comprehensive income of ₹ 40.68 lakhs and ₹ 159.34 lakhs, for the quarter and six month period ended on 30 September 2023, respectively, as considered in the Statement, in respect of 4 associates and 6 joint ventures, whose interim financial statements/ financial information/ financial results have not been reviewed by us. These interim financial statements/ financial information/ financial results have been reviewed by other auditors whose review reports have been furnished to us by the management, and our conclusion in so far as it relates to the amounts and disclosures included in respect of these subsidiaries/ associates/ joint ventures is based solely on the review reports of such other auditors and the procedures performed by us as stated in paragraph 3 above.

Further, of these subsidiaries/ associates/ joint ventures, 78 subsidiaries, 4 associates, 6 joint ventures, are located outside India, whose interim financial statements/ financial information/ financial results have been prepared in accordance with accounting principles generally accepted in their respective countries and which have been reviewed by other auditors under auditing standards applicable in their respective countries. The Holding Company's management has converted the financial statements/ financial information/ financial results of such subsidiaries/ associates/ joint ventures from accounting principles generally accepted in their respective countries to accounting principles generally accepted in India. We have reviewed these conversion adjustments made by the Holding Company's management. Our conclusion, in so far as it relates to the balances and affairs of these subsidiaries/ associates/ joint ventures is based on the review report of other auditors and the conversion adjustments prepared by the management of the Holding Company and reviewed by us.

Our conclusion is not modified in respect of these matters with respect to our reliance on the work done by and the reports of the other auditors.

6. The Statement includes the interim financial statements/ financial information/ financial results of 12 subsidiaries, which have not been reviewed by their auditors, whose interim financial statements/ financial information/ financial results reflects total assets of ₹ 783.58 lakhs as at 30 September 2023, and total revenues of Nil and Nil, net profit/(loss) after tax of ₹ 15.91 lakhs and ₹ (81.63) lakhs, total comprehensive income/(loss) of ₹ 15.91 lakhs and ₹ (81.63) lakhs for the quarter and six month period ended 30 September 2023 respectively, cash inflows (net) of ₹ 27.48 lakhs for the six month period ended 30 September 2023 as considered in the Statement. The Statement also includes the Group's share of net profit/(loss) after tax of ₹ Nil and ₹ Nil, and total comprehensive income/(loss) of ₹ Nil and ₹ Nil for the quarter and six month period ended on 30 September 2023 respectively, in respect of 1 associate, based on their interim financial statements/ financial information/ financial results, which have not been reviewed by their auditors, and have been furnished to us by the Holding Company's management. Our conclusion on the Statement, in so far as it relates to the amounts and disclosures included in respect of these subsidiaries and associate, are based solely on such unreviewed interim financial statements / financial information/ financial results certified by the management of respective entities. According to the information and explanations given to us by the management, these interim financial statements/ financial information/ financial results are not material to the Group.

Walker Chandiok & Co LLP

Our conclusion is not modified in respect of this matter with respect to our reliance on the financial statements/ information/ results certified by the management of the respective entities and provided to us by the Holding Company's management.

For Walker Chandiok & Co LLP

Chartered Accountants

Firm Registration No: 001076N/N500013

Aasheesh
Arjun Singh

Digitally signed by
Aasheesh Arjun Singh
Date: 2023.11.01
19:30:22 +05'30'

Aasheesh Arjun Singh

Partner

Membership No. 210122

UDIN: 23210122BGXATR8843

Bengaluru

01 November 2023

Walker Chandiook & Co LLP

Annexure 1 - List of subsidiaries, associates and joint ventures included in the Statement.

Subsidiaries

Sl. No	Name of the entity
1	Technocian Fashions Private Limited
2	Multinational Textile Group Limited
3	Casa Forma Limited
4	PDS Sourcing Limited
5	PDS Asia Star Corporation Limited
6	Simple Approach Limited
7	Simple Approach Home Limited
8	Moda Beyond Limited
9	Wonderwall (F.E) Limited (HK)
10	Wonderwall (F.E) Limited
11	Simple Approach Bangladesh Private Ltd
12	Zamira Fashions Limited Zhongshan
13	PG Group Limited
14	Techno Design HK Limited
15	Norwest Industries Limited
16	Poeticgem International Ltd
17	PDS Sourcing Bangladesh Limited (Formerly known as Multinational OSG Services Bangladesh Private Limited)
18	PDS Smart Fabric Tech Limited (Formerly known as Funky Brands Company Limited and Full House Manufacturing Limited)
19	PDS Smart Fabric Tech UK Limited
20	Techno Design GmbH
21	Poetic Brands Limited
22	Poeticgem Limited
23	PDS Trading (Shanghai) Co. Ltd
24	Simple Approach (Canada) Ltd (Formerly: Poeticgem Canada Limited)
25	PDS Brands Manufacturing Limited (Formerly known as PDS Brands Sourcing Limited and 6Degree Manufacturing Limited and Zamira Denim Lab Limited)
26	PG Home Group Limited
27	PG Shanghai Mfg Co. Ltd
28	360 Notch Limited (Old Name: PoeticGem Australia Limited; GEM Australia Manufacturing Company Ltd) (July 31, 2015)
29	PDS Fashions Bangladesh Limited
30	Design Arc Europe SPA
31	Sourcing Solutions Limited
32	PDS Brands Private Limited
33	Krayon Sourcing Limited (old name: Sourcing Solutions HK Limited)
34	Design Arc Asia Limited (Old Name: Design Arc Limited / NOR France Manufacturing Co. Ltd.)
35	Nor Lanka Manufacturing Ltd
36	Design Arc Europe Limited (Old Name: Nor Europe Manufacturing Co. Limited)
37	Kleider Sourcing Hong Kong Limited
38	Kleider Sourcing Limited
39	Rising Asia Star Hong Kong Co., Limited (Old names: Techno Manufacturing Limited / Sino West Manufacturing Co Ltd)
40	PDS Tailoring Limited (Formerly known as Nor India Manufacturing Company Limited)

Walker Chandiook & Co LLP

Annexure 1 - List of subsidiaries, associates and joint ventures included in the Statement.

Subsidiaries (Cont'd)

Sl. No	Name of the entity
41	Spring Near East Manufacturing Co. Limited
42	Clover Collections Limited (formerly known as DS Manufacturing Limited / Designed and Sourced Limited)
43	PG Group SPA
44	FX Import Company Limited
45	Poetic Knitwear Limited
46	Pacific Logistics Limited
47	PG Home Group SPA
48	Nor Lanka Manufacturing Colombo Limited
49	Brand Collective Limited
50	PDS Fashion USA Limited (Formerly known as Pro Trusted Med Tech Limited and FX Import Hong Kong Limited)
51	PDS Ventures Limited (Formerly known as MultiTech Venture Limited)
52	Progress Manufacturing Group Limited
53	Progress Apparels (Bangladesh) Limited
54	Green Apparel Industries Limited
55	Grupo Sourcing Limited
56	JJ Star Industrial Limited
57	Twins Asia Limited (6Degree Manufacturing Ltd)
58	Nor Lanka Progress Pvt Ltd
59	Blue Print Design Limited
60	Design Arc UK Limited
61	Grupo Sourcing Limited BD
62	Fareast Vogue Limited
63	PDS Far-east Limited
64	Kindred Brands Limited (Old Name: NW Far-east Limited)
65	Styleberry Limited
66	PDS Global Investments Limited
67	Green Smart Shirts Limited
68	Zamira Fashions Limited
69	PDS Far East USA, Inc.
70	PDS Ventures Limited (Erstwhile Smart Notch Industrial Limited)
71	Apex Black Limited (Old Name: Fabric & Trims Limited)
72	Casa Collective Limited (Old name: Sourcing East West Limited)
73	Smart Notch Ltd. (Shanghai)
74	Jcraft Array Limited
75	TECHNO SOURCING DIŞ TİCARET ANONİM ŞİRKETİ
76	Upcycle labs Limited
77	Kindred Fashions Limited
78	Recovered Clothing Limited
79	PDS Fashions Limited
80	Design Arc FZCO

Walker Chandiook & Co LLP

Annexure 1 - List of subsidiaries, associates and joint ventures included in the Statement.

Subsidiaries (Cont'd)

Sl. No.	Name of the entity
81	Spring Near East FZCO
82	Kleider Sourcing FZCO
83	Twins Asia FZCO
84	Techno Sourcing BD Limited
85	Clover Collections FZCO
86	PG Capital FZE
87	PDS Manufacturing Limited
88	Norlanka Manufacturing India Private Limited
89	Poeticgem International FZCO
90	PDS Multinational FZCO
91	Spring Design London Limited
92	DIZBI Private Limited
93	LillyandSid Limited
94	Brand Collective Corporation Limited
95	S.O.T. Garments India Private Limited
96	DBS Lifestyle India Private Limited
97	Pangram Brands Global Private Limited
98	Suri Overseas Private Limited
99	S.Oliver Fashion India Private Limited
100	Sunny Up Limited
101	Techno Design USA LLC
102	Techno (Shanghai) Trading Co., Ltd.
103	PDS Global Procurement Service FZCO
104	LILY AND LIONEL LONDON LIMITED
105	DESIGN ARC BRANDS LIMITED
106	Casa Collective Sourcing Limited
107	PDS Fashions Hong Kong Limited
108	PDS Sourcing Hong Kong Limited
109	New Lobster Limited
110	PDS Design Services Limited
111	PDS Lifestyle Limited
112	SKOPE Apparels FZCO
113	Infinity Fashion FZCO
114	PDS Logistics FZCO
115	PDS Lifestyle Limited UK
116	PDS Sourcing FZCO
117	PDS Brands Manufacturing FZCO

Walker Chandiook & Co LLP

Annexure 1 - List of subsidiaries, associates and joint ventures included in the Statement.

Subsidiaries (Cont'd)

SI. No	Name of the entity
118	PDS Lifestyle FZCO
119	PDS Design Services FZCO
120	Design Hub Sourcing FZCO
121	PDS Radius Brands FZCO
122	The Source Fashions Platform FZCO
123	Collaborative Sourcing Services FZCO

Associates

SI. No	Name of the entity
1	Reflaunt Pte Limited
2	Sourcing Solutions Europe BVBA
3	GWD Enterprises Limited
4	Loop Digital Wardrobe Limited
5	MAMBO LEISURE MASTERS LIMITED

Joint Ventures

SI. No	Name of the entity
1	Digital Ecom Techno Private Limited
2	Redwood Internet Ventures Limited
3	Digital Internet Technologies Limited
4	Yellow Octopus EU SA (Joint Stock Company)
5	Yellow Octopus Ventures FZCO
6	Yellow Octopus-UK Limited (Formerly Yellow Octopus Fashion Ltd)
7	One Stop Shop Solutions spolka z ograniczona odpowiedzialnoscia spolka komandytowa (LLP)

Controlled Trust

SI. No	Name of the entity
1	PDS Multinational Fashions ESOP Trust

PDS Limited
(erstwhile PDS Multinational Fashions Limited)

(CIN:L18101MH2011PLC388088)

Regd. Office: Unit No. 971, Solitaire Corporate Park Andheri Ghatkopar Link Road, Andheri East Mumbai 400093, Maharashtra, India.
Tel: +91-22-41441100; Website: www.pds Ltd.com, E-mail: Investors@pds Ltd.com




(All amounts in ₹ lakhs, unless otherwise stated)

STATEMENT OF UNAUDITED FINANCIAL RESULTS FOR THE QUARTER AND HALF YEAR ENDED 30 SEPTEMBER 2023

Sl. No.	Particulars	Consolidated						Standalone					
		Quarter ended			Half year ended			Year ended	Quarter ended			Half year ended	Year ended
		30 September 2023 (Unaudited)	30 June 2023 (Unaudited)	30 September 2022 (Unaudited)	30 September 2023 (Unaudited)	30 September 2022 (Unaudited)	31 March 2023 (Audited)	30 September 2023 (Unaudited)	30 June 2023 (Unaudited)	30 September 2022 (Unaudited)	30 September 2023 (Unaudited)	30 September 2022 (Unaudited)	31 March 2023 (Audited)
I	Revenue from operations	2,46,275.49	2,11,493.61	2,92,122.22	4,57,769.10	5,26,159.71	10,57,700.42	16,569.58	13,205.78	9,748.25	29,775.36	13,797.84	46,285.75
II	Other income	845.30	479.08	3,941.95	1,324.38	4,210.17	5,153.05	172.07	73.04	189.99	245.11	363.88	6,912.86
III	Total income	2,47,120.79	2,11,972.69	2,96,064.17	4,59,093.48	5,30,369.88	10,62,853.47	16,741.65	13,278.82	9,938.24	30,020.47	14,161.72	53,198.61
IV	Expenses												
	a) Cost of material consumed	11,233.28	12,303.19	19,231.56	23,536.47	34,261.25	76,737.85	-	-	-	-	-	-
	b) Purchase of stock in trade	1,75,078.95	1,76,236.66	2,25,242.56	3,51,315.61	4,07,225.79	8,02,576.40	12,849.50	10,004.92	6,466.50	22,854.42	8,629.07	33,830.14
	c) Changes in inventories of finished goods, work in progress and stock in trade	6,013.61	(16,558.13)	(1,858.61)	(10,544.52)	(2,029.08)	1,238.08	-	-	-	-	-	-
	d) Employee benefits expense	22,611.21	20,041.10	20,281.50	42,652.31	37,911.81	76,126.69	1,362.46	1,221.88	1,755.34	2,584.34	2,763.30	5,054.76
	e) Finance costs	2,445.01	2,338.93	1,580.82	4,783.94	2,348.14	7,411.62	124.11	36.86	22.15	160.97	43.96	123.72
	f) Depreciation and amortization expense	2,265.31	2,154.57	2,018.85	4,419.88	3,890.25	8,018.20	161.26	173.20	148.25	334.46	248.63	569.95
	g) Other expenses	17,691.59	12,742.56	17,149.71	30,434.15	29,566.10	55,101.20	1,670.82	1,316.67	1,014.99	2,987.49	1,394.50	4,295.26
	Total expenses	2,37,338.96	2,09,258.88	2,83,646.39	4,46,597.84	5,13,174.26	10,27,210.04	16,168.15	12,753.53	9,407.23	28,921.68	13,079.46	43,873.83
V	Profit from operations before exceptional items and taxes	9,781.83	2,713.81	12,417.78	12,495.62	17,195.62	35,643.43	573.50	525.29	531.01	1,098.79	1,082.26	9,324.78
VI	Share of profit/ (loss) of associates and joint ventures	40.68	118.66	8.05	159.34	(40.14)	31.93	-	-	-	-	-	-
VII	Profit before tax	9,822.51	2,832.47	12,425.83	12,654.98	17,155.48	35,675.36	573.50	525.29	531.01	1,098.79	1,082.26	9,324.78
VIII	Tax expense												
	a. Current tax	988.65	500.36	1,133.89	1,489.01	1,449.47	3,148.05	169.96	134.67	108.44	304.63	249.33	710.53
	b. Deferred tax	(12.11)	(1.47)	(36.79)	(13.58)	(40.61)	(149.53)	(9.08)	1.92	22.31	(7.16)	16.51	(27.79)
	Total tax expense	976.54	498.89	1,097.10	1,475.43	1,408.86	2,998.52	160.88	136.59	130.75	297.47	265.84	682.74
IX	Profit for the period/year	8,845.97	2,333.58	11,328.73	11,179.55	15,746.62	32,676.84	412.62	388.70	400.26	801.32	816.42	8,642.04
X	Other comprehensive income/ (loss) for the period/year												
	(a) Items that will not be reclassified to profit or loss	(479.72)	351.20	(646.25)	(128.52)	(932.70)	765.23	0.29	(0.29)	(5.52)	-	(7.71)	(40.41)
	(b) Income tax relating to items that will not be reclassified to profit or loss	-	-	-	-	-	10.17	-	-	-	-	-	10.17
	(c) Items that will be reclassified to profit or loss	2,742.44	350.74	(255.06)	3,093.18	1,599.07	1,931.62	-	-	-	-	-	-
	(d) Income tax relating to items that will be reclassified to profit or loss	-	-	-	-	-	-	-	-	-	-	-	-
	Total other comprehensive income/ (loss) for the period/year	2,262.72	701.94	(901.31)	2,964.66	666.37	2,707.02	0.29	(0.29)	(5.52)	-	(7.71)	(30.24)
XI	Total comprehensive income for the period/year	11,108.69	3,035.52	10,427.42	14,144.21	16,412.99	35,383.86	412.91	388.41	394.74	801.32	808.71	8,611.80
XII	Profit for the period/year attributable to												
	- Owners of the Company	6,503.53	1,884.18	9,386.63	8,387.71	13,088.96	26,497.84	-	-	-	-	-	-
	- Non-controlling interest	2,342.44	449.40	1,942.10	2,791.84	2,657.66	6,179.00	-	-	-	-	-	-
XIII	Other comprehensive income/(loss) for the period/year attributable to												
	- Owners of the Company	2,132.18	481.28	(509.71)	2,613.46	1,172.77	2,416.13	-	-	-	-	-	-
	- Non-controlling interest	130.54	220.66	(391.60)	351.20	(506.40)	290.89	-	-	-	-	-	-
XIV	Total comprehensive income for the period/year attributable to												
	- Owners of the Company	8,635.71	2,365.46	8,876.91	11,001.17	14,261.73	28,913.97	-	-	-	-	-	-
	- Non-controlling interest	2,472.98	670.06	1,550.51	3,143.04	2,151.26	6,469.89	-	-	-	-	-	-
XV	Other equity						1,02,751.92						19,001.86
XVI	Paid-up equity share capital (Face value of ₹2 each)	2626.64*	2,620.69*	2,607.95*	2626.64*	2,607.95*	2,615.91*	2626.64*	2,620.69*	2,607.95*	2626.64*	2,607.95*	2,615.91*
XVII	Earnings per share (in ₹) (of ₹2 each) (not annualised):												
	(a) Basic	4.96	1.44	7.19	6.40	10.03	20.30	0.31	0.30	0.31	0.61	0.63	6.62
	(b) Diluted	4.88	1.42	7.05	6.30	9.84	19.93	0.31	0.29	0.30	0.60	0.61	6.50

* Net of issue of fresh capital & treasury shares during quarter and half year ended 30 September 2023 is 297,456 shares (30 September 2022 (-) 65,000 shares) and 536,706 shares (30 September 2022 185,000 shares) respectively.

DocuSigned by:

57489C52A71F4BC...

PDS Limited
(erstwhile PDS Multinational Fashions Limited)

(CIN:L18101MH2011PLC388088)

Regd. Office:Unit No. 971, Solitaire Corporate Park Andheri Ghatkopar Link Road, Andheri East Mumbai 400093, Maharashtra, India.
Tel :+91-22-41441100; , Website : www.pdsLtd.com, E-mail : Investors@pdsLtd.com




(All amounts in ₹ lakhs, unless otherwise stated)

Notes :

- 1 The Financial Results of the Company/Group for the quarter and half year ended 30 September 2023, have been reviewed by the Audit Committee and approved by the Board of Directors at their respective meetings held on 01 November 2023 and have been reviewed by the Statutory Auditors.
- 2 The above consolidated financial results have been prepared in accordance with the recognition and measurement of the Company (Indian Accounting Standard) Rules, 2015 (Ind AS) prescribed under Section 133 of the Companies Act, 2013, other accounting principles generally accepted in India and in compliance with the presentation and disclosures requirement of Regulation 33 of the SEBI (Listing Obligations and Disclosure Requirement) Regulations, 2015 (as amended).
- 3 During the quarter and half year ended 30 September 2022, the consolidated other income includes a one-time and non-recurring gain of ₹ 3,583.14 lakhs on account of the sale of investment property of "Milton Keynes", however there is no such one-time and non-recurring gain that was accounted during the quarter and half year ended 30 September 2023.
- 4 The Board of Directors at its meeting held on 01 November 2023, has declared an interim dividend of ₹ 1.60/- per share.
- 5 During the quarter and half year ended 30 September 2023, company has allotted 310,875 shares and 580,125 shares respectively to the employees under ESOP scheme 2021.
- 6 The standalone operations of the Company falls primarily under sourcing and management services which is considered to be the reportable segments by the Management. The Group has identified operating segments for the consolidated operation on the basis of business operations viz Sourcing, Manufacturing and Others. (Refer Annexure- I: Segment Information).
- 7 The reviewed quarterly financial results of the Group and the Company for the quarter ended 30 September 2023 are available on the Company's website (www.pdsLtd.com) and on the website of BSE (www.bseindia.com) and NSE (www.nseindia.com).
- 8 Previous period figures have been re-grouped/ reclassified wherever necessary, to confirm to current period's classification.

For and on behalf of the Board of Directors of
PDS Limited
(erstwhile PDS Multinational Fashions Limited)

(Deepak Kumar Seth)
Chairman
DIN: 00003021

DocuSigned by:

57489C52A71F4BC...

Place: Mumbai
01 November 2023

PDS Limited
(erstwhile PDS Multinational Fashions Limited)



(CIN:L18101MH2011PLC388088)

Regd. Office: Unit No. 971, Solitaire Corporate Park Andheri Ghatkopar Link Road, Andheri East Mumbai 400093, Maharashtra, India.
Tel : +91-22-41441100; Website : www.pdsLtd.com, E-mail : Investors@pdsLtd.com

STATEMENT OF ASSETS AND LIABILITIES

(All amounts in ₹ lakhs, unless otherwise stated)

Particulars	Consolidated		Standalone	
	As at 30 September 2023	As at 31 March 2023	As at 30 September 2023	As at 31 March 2023
	(Unaudited)	(Audited)	(Unaudited)	(Audited)
ASSETS				
(1) Non-current assets				
(a) Property, plant and equipment	33,448.42	35,001.70	1,245.50	1,275.15
(b) Capital work in progress	1,818.01	415.65	-	-
(c) Investment properties	2,471.05	2,476.00	2,469.64	2,476.01
(d) Goodwill	8,180.28	7,981.27	-	-
(e) Intangible assets	3,851.99	2,910.30	398.34	515.01
(f) Intangible assets under development	349.31	349.31	-	-
(g) Investments accounted for using the equity method	10,382.89	9,780.51	-	-
(h) Financial assets				
- Investments	28,363.49	26,750.33	16,884.80	16,198.30
- Other financial assets	328.78	165.26	-	-
(i) Deferred tax assets (net)	825.43	836.23	-	-
(j) Non-current tax assets	2,209.21	1,846.20	-	-
(k) Other non-current assets	299.21	77.13	221.00	-
Total non-current assets	92,528.07	88,589.89	21,219.28	20,464.47
(2) Current assets				
(a) Inventories	40,571.98	25,574.21	14.34	-
(b) Financial assets				
- Investments	5,330.60	5,304.83	-	-
- Trade receivables	1,14,540.25	97,843.44	10,291.51	10,598.60
- Cash and cash equivalents	32,145.45	51,124.87	4,924.31	5,961.67
- Other bank balances	22,401.39	21,787.83	2,997.15	3,301.15
- Other financial assets	11,482.85	8,635.43	130.53	350.14
(c) Other current assets	18,484.30	12,043.24	877.13	994.91
Total current assets	2,44,956.82	2,22,313.85	19,234.97	21,206.47
Total assets	3,37,484.89	3,10,903.74	40,454.25	41,670.94
EQUITY AND LIABILITIES				
Equity				
(a) Equity share capital*	2,626.64	2,615.91	2,626.64	2,615.91
(b) Other equity	1,06,610.22	1,02,751.92	17,695.87	19,001.86
Total equity (attributable to owners of the Company)	1,09,236.86	1,05,367.83	20,322.51	21,617.77
Non-controlling interest	8,355.24	5,893.13	-	-
Total equity	1,17,592.10	1,11,260.96	20,322.51	21,617.77
Liabilities				
(1) Non-current liabilities				
(a) Financial liabilities				
- Borrowings	4,983.90	193.21	4,963.59	-
- Lease liabilities	8,495.91	7,924.55	193.96	255.46
- Other financial liabilities	134.66	82.45	-	-
(b) Provisions	2,222.41	2,222.41	175.74	175.74
(c) Deferred tax liabilities (net)	-	-	186.58	193.74
(d) Other non-current liabilities	43.14	49.33	1.15	1.15
Total non-current liabilities	15,880.02	10,471.95	5,521.02	626.09
(2) Current liabilities				
(a) Financial liabilities				
- Borrowings	67,392.21	59,881.61	444.55	1,097.34
- Lease Liabilities	2,686.58	3,901.28	113.94	124.24
- Trade payables				
i) Total outstanding dues to micro and small enterprises	15.93	15.93	15.93	15.93
ii) Total outstanding dues to parties other than micro and small enterprises	1,11,545.17	1,12,469.11	9,170.69	12,666.98
- Other financial liabilities	9,243.32	4,269.22	4,243.44	1,770.95
(b) Other current liabilities	6,420.93	3,293.38	198.22	3,462.89
(c) Provisions	1,897.08	1,525.24	222.99	183.77
(d) Current tax liabilities	4,811.55	3,815.06	200.96	104.98
Total current liabilities	2,04,012.77	1,89,170.83	14,610.72	19,427.08
Total equity and liabilities	3,37,484.89	3,10,903.74	40,454.25	41,670.94

* Net of issue of fresh capital & treasury shares during quarter and half year ended 30 September 2023 is 297,456 shares (30 September 2022 (-) 65,000 shares) and 536,706 shares (30 September 2022 185,000 shares) respectively.


DocuSigned by:

57489C52A71F4BC...

(All amounts in ₹ lakhs, unless otherwise stated)

Particulars	For the half year ended 30 September 2023	For the half year ended 30 September 2022
	Unaudited	Unaudited
Cash flows from operating activities		
Profit before tax	12,654.98	17,155.48
Adjustments for:		
Share of (profit)/ loss of associates and joint ventures	(159.34)	40.14
Depreciation and amortization expense	4,419.88	3,890.25
Finance costs	4,783.94	2,342.69
Expected credit loss	75.65	16.35
Interest income	(593.13)	(211.51)
Dividend income	(97.67)	(33.05)
Liabilities written back	(3.15)	(0.07)
Fair value loss on financial assets measured at fair value through profit and loss	11.49	695.93
Employee share compensation expense	832.81	1,268.10
Loss on sale of property, plant & equipment	4.30	22.18
Gain on sale of investment property	-	(3,590.16)
Unrealised foreign exchange fluctuation loss	417.95	845.09
Operating profit before working capital changes	22,347.71	22,441.42
Movement in working capital:		
Change in trade payables and other financial liabilities	(1,886.95)	(34,329.79)
Change in other current financial liabilities	(738.71)	3,790.39
Change in provisions	377.35	198.02
Change in trade receivables	(4,710.21)	27,160.79
Change in other non-current assets	(6,457.45)	(1,775.45)
Change in inventories	(2,885.94)	(3,071.65)
Change in other financial assets	(2,951.42)	(3,158.73)
Cash generated from operations	3,094.38	11,255.00
Direct tax paid, net of refunds received	(855.53)	(1,486.11)
Net cash generated from operating activities (a)	2,238.85	9,768.89
Cash flows from investing activities		
Purchase of property, plant and equipment, capital working in progress and investment property	(2,690.41)	(1,495.98)
Proceeds from sale of investment property	-	5,651.87
Purchase of intangible assets	(1,279.00)	(42.70)
Purchase of investments	(4,161.53)	(6,473.78)
Acquisition of non-controlling interest	(1,131.13)	(2,605.14)
Acquisition of subsidiaries	-	(752.88)
Purchase consideration for the acquisition of identified net assets	(15,028.53)	-
Proceeds from sale of investments	2,668.05	1,199.22
(Investment in)/ proceeds from maturity of time deposits	(613.56)	2,660.32
Dividend received	97.67	33.05
Interest received	533.61	118.20
Net cash (used in) investing activities (b)	(21,604.83)	(1,707.82)
Cash flows from financing activities		
(Repayment)/ proceeds of short term borrowings, net	(6,164.63)	2,141.29
Proceeds from long term borrowings	4,963.59	-
Repayment of long term borrowings	(172.90)	(4.40)
Acquisition of own equity shares by a controlled ESOP trust	(141.90)	(199.61)
Payment of dividend to shareholders	(3,407.55)	(6,224.07)
Payment of dividend to non-controlling interests of subsidiaries	(3,446.47)	(4,246.98)
Issuance of share capital including premium	704.17	200.00
Payment of principal portion of lease liabilities	(1,733.09)	(1,510.74)
Interest paid on lease liabilities	(267.78)	(186.06)
Interest paid on borrowings	(3,878.24)	(1,971.20)
Interest paid on others	(601.89)	(185.43)
Net cash (used in) financing activities (c)	(14,146.69)	(12,187.20)
Net decrease in cash and cash equivalents (a+b+c)	(33,512.67)	(4,126.13)
Effect of exchange rate changes on cash and cash equivalents	172.72	566.70
Cash acquired on business combination	685.30	99.65
Opening balance of cash and cash equivalents (net of bank overdraft)	48,567.31	44,259.68
Cash and cash equivalents at the end of the period	15,912.66	40,799.90
Components of cash and cash equivalents		
Cash on hand	61.89	146.20
Balance with banks	32,083.56	44,750.00
Bank overdraft	(16,232.79)	(4,096.30)
Cash and cash equivalent at the end of the period	15,912.66	40,799.90

DocuSigned by:



57489C52A71F4BC...

PDS Limited
(erstwhile PDS Multinational Fashions Limited)
Standalone Statement of Cash Flow for the year ended 30 September 2023



(All amounts in ₹ lakhs, unless otherwise stated)

Particulars	For the half year ended 30 September 2023	For the half year ended 30 September 2022
	Unaudited	Unaudited
Cash flows from operating activities		
Profit before tax	1,098.79	1,082.26
Adjustments for:		
Depreciation and amortization expense	334.46	248.63
Finance costs	160.97	43.96
Loss/ (gain) on sale of property, plant and equipment	0.24	(0.11)
Employee share compensation expense	242.06	283.58
Unrealised foreign exchange fluctuation gain	127.89	(81.71)
Dividend income	(76.67)	(103.18)
Interest income	(104.97)	(68.78)
Gain on financial assets measured at fair value through profit and loss	(43.90)	(94.20)
Operating profit before change in working capital	1,738.87	1,310.45
Movement in working capital:		
Change in trade payables and other current liabilities	(6,981.27)	5,674.57
Change in other current financial liabilities	2,256.91	761.56
Change in provisions	39.22	(29.94)
Change in trade receivables	543.58	(5,285.80)
Change in non-current financial assets	-	(0.65)
Change in other current assets	117.85	(690.37)
Change in other current financial assets	258.81	255.86
Change in inventories	(14.34)	-
Change in other non-current assets	-	(0.02)
Cash (used in)/ generated from operations	(2,040.37)	1,995.66
Direct tax paid, net of refunds received	(240.37)	(171.47)
Net cash (used in)/ generated from operating activities (a)	(2,280.74)	1,824.19
Cash flows from investing activities		
Purchase of property, plant and equipment, capital working in progress and investment property	(403.07)	(455.19)
Purchase of investments	(101.01)	(170.00)
Proceeds from maturity in time deposits	304.00	4,000.00
Dividend received	76.68	103.18
Interest received	67.98	63.68
Net cash (used in)/ from investing activities (b)	(55.42)	3,541.67
Cash flows from financing activities		
Proceeds from long term borrowings	4,963.59	-
Repayment of long term borrowings	-	(4.40)
Proceeds/(repayment) of short term borrowings, net	(652.79)	321.09
Acquisition of own equity by a controlled ESOP trust	(141.90)	(199.60)
Issuance of share capital at premium	704.17	200.00
Interest paid on lease liabilities	(14.87)	(15.63)
Payment of dividend to shareholders	(3,407.55)	(6,224.07)
Payment of principal portion of lease liabilities	(71.81)	(48.81)
Interest paid on borrowings	(80.04)	(28.32)
Net cash generated/ (used in) financing activities (c)	1,298.80	(5,999.74)
Net decrease in cash and cash equivalents (a+b+c)	(1,037.36)	(633.88)
Opening balance of cash and cash equivalents	5,961.67	1,876.24
Cash and cash equivalent at the end of the period	4,924.31	1,242.36
Components of cash and cash equivalents		
Cash on hand	-	-
With banks - on current account and deposits with banks	4,924.31	1,242.36
Cash and cash equivalent at the end of the period	4,924.31	1,242.36

DocuSigned by:

57489C52A71F4BC...

PDS Limited
(erstwhile PDS Multinational Fashions Limited)
 (CIN:L18101MH2011PLC388088)

Regd. Office: Unit No. 971, Solitaire Corporate Park Andheri Ghatkopar Link Road, Andheri East Mumbai 400093, Maharashtra, India.
 Tel : +91-22-41441100; Website : www.pdsLtd.com, E-mail : Investors@pdsLtd.com

(All amounts in ₹ lakhs, unless otherwise stated)

Statement of Consolidated Segment wise Revenue, Results, Assets and Liabilities

Reportable - Business segment	Quarter ended 30 September 2023 (Unaudited)	%	Quarter ended 30 June 2023 (Unaudited)	%	Quarter ended 30 September 2022 (Unaudited)	%	Half year ended 30 September 2023 (Unaudited)	%	Half year ended 30 September 2022 (Unaudited)	%	Year ended 31 March 2023 (Audited)	%
Segment revenue												
Sourcing	2,41,234.66	96.08	2,03,091.01	94.50	2,83,526.15	95.04	4,44,325.67	95.35	5,05,100.86	94.08	10,10,463.88	93.46
Manufacturing	9,695.21	3.86	11,712.34	5.45	14,685.18	4.92	21,407.55	4.59	31,541.34	5.88	70,300.09	6.50
Others	155.23	0.06	117.36	0.05	97.73	0.04	272.59	0.06	219.60	0.04	428.45	0.04
Total (net)	2,51,085.10	100.00	2,14,920.71	100.00	2,98,309.06	100.00	4,66,005.81	100.00	5,36,861.80	100.00	10,81,192.42	100.00
Less: Inter-segment revenue	4,809.61		3,427.10		6,186.84		8,236.71		10,702.09		23,492.00	
Net segment revenue	2,46,275.49	100.00	2,11,493.61	100.00	2,92,122.22	100.00	4,57,769.10	100.00	5,26,159.71	100.00	10,57,700.42	100.00
Segment results												
Profit/(loss) before tax												
Sourcing	9,712.99	99.30	2,423.28	89.29	9,496.23	76.47	12,136.27	97.12	14,680.74	85.38	29,830.00	83.68
Manufacturing	248.48	2.54	158.55	5.84	250.80	2.03	407.03	3.25	585.53	3.41	2,359.07	6.62
Others	82.13	0.84	(67.92)	(2.50)	2,789.59	22.46	14.21	0.11	2,241.12	13.03	3,093.56	8.68
Less: Inter-segment profit/(loss)	(261.78)	(2.68)	199.90	7.37	(118.84)	(0.96)	(61.88)	(0.48)	(311.77)	(1.82)	360.80	1.02
Segment operating profit (incl. other income)	9,781.82	100.00	2,713.81	100.00	12,417.78	100.00	12,495.63	100.00	17,195.62	100.00	35,643.43	100.00
Share of profit/ (loss) of associates and joint ventures	40.68		118.66		8.05		159.34		(40.14)		31.93	
Less: Tax expenses (including deferred tax)	976.53		498.89		1,097.10		1,475.42		1,408.86		2,998.52	
Profit for the period/ year	8,845.97	100.00	2,333.58	100.00	11,328.73	100.00	11,179.55	100.00	15,746.62	100.00	32,676.84	100.00
Segment assets												
Sourcing	2,58,818.53	76.70	2,54,621.25	76.08	2,48,377.07	75.05	2,58,818.53	76.70	2,48,377.07	75.05	2,21,870.62	71.36
Manufacturing	40,647.80	12.04	42,795.05	12.79	47,167.11	14.25	40,647.80	12.04	47,167.11	14.25	46,006.83	14.80
Others	38,018.56	11.26	37,222.98	11.13	35,397.96	10.70	38,018.56	11.26	35,397.96	10.70	43,026.29	13.84
Total	3,37,484.89	100.00	3,34,639.28	100.00	3,30,942.14	100.00	3,37,484.89	100.00	3,30,942.14	100.00	3,10,903.74	100.00
Segment liabilities												
Sourcing	2,03,216.51	92.42	2,03,024.46	91.23	2,09,740.52	90.58	2,03,216.51	92.42	2,09,740.52	90.58	1,80,962.84	90.64
Manufacturing	11,454.99	5.21	14,751.92	6.63	17,209.71	7.43	11,454.99	5.21	17,209.71	7.43	15,330.10	7.68
Others	5,221.29	2.37	4,753.62	2.14	4,594.73	1.99	5,221.29	2.37	4,594.73	1.98	3,349.84	1.68
Total	2,19,892.79	100.00	2,22,530.00	100.00	2,31,544.96	100.00	2,19,892.79	100.00	2,31,544.96	100.00	1,99,642.78	100.00