

June 05, 2023

BSE Limited

Phiroze Jeejeebhoy Towers,
Dalal Street, Fort,
Mumbai 400001

Scrip Code: 532504

National Stock Exchange of India Limited

Exchange Plaza,
Bandra Kurla Complex, Bandra (East),
Mumbai 400051

Symbol: NAVINFLUOR EQ

Dear Sir/Madam,

Subject: Intimation of Schedule of Analyst / Institutional Investor Meets

Pursuant to Regulation 30 of SEBI (Listing Obligations and Disclosure Requirements) Regulations, 2015, we would like to inform you that the officials of Navin Fluorine International Limited ('the Company') will be interacting with Analysts / Investors on June 06, 2023. The details are as under:

Date	Conference detail:	Mode of Interaction	Type of Interaction
06.06.2023	Morgan Stanley India Investment Forum	Physical	One on One & Group Meetings

Presentation to be made at the Meetings is enclosed. Discussions will be based on publicly available information. Kindly note that changes may happen due to exigencies on the part of Host / Company.

This intimation is also being made available on the Company's website at:

https://www.nfil.in/investor/comp_announce.html

Kindly take this intimation on record.

Thanking you,

For **NAVIN FLUORINE INTERNATIONAL LIMITED**

Niraj B. Mankad

President Legal and Company Secretary



PADMANABH
MAFATLAL
GROUP

Navin Fluorine

Investor Presentation - May 2023

This presentation and the accompanying slides (the “**Presentation**”), **which have been prepared by Navin Fluorine International Limited (the “Company”), have been prepared solely for information purposes and do not constitute any offer, recommendation or invitation to purchase or subscribe for any securities, and shall not form the basis or be relied on in connection with any contract or binding commitment whatsoever. No offering of securities of the Company will be made except by means of a statutory offering document containing detailed information about the Company.**

This Presentation has been prepared by the Company based on information and data which the Company considers reliable, but the Company makes no representation or warranty, express or implied, whatsoever, and no reliance shall be placed on, the truth, accuracy, completeness, fairness and reasonableness of the contents of this Presentation. This Presentation may not be all inclusive and may not contain all of the information that you may consider material. Any liability in respect of the contents of, or any omission from, this Presentation is expressly excluded.

Certain matters discussed in this Presentation may contain statements regarding the Company’s market opportunity and business prospects that are individually and collectively forward-looking statements. Such forward-looking statements are not guarantees of future performance and are subject to known and unknown risks, uncertainties and assumptions that are difficult to predict. These risks and uncertainties include, but are not limited to, the performance of the Indian economy and of the economies of various international markets, the performance of the industry in India and world-wide, competition, the company’s ability to successfully implement its strategy, the Company’s future levels of growth and expansion, technological implementation, changes and advancements, changes in revenue, income or cash flows, the Company’s market preferences and its exposure to market risks, as well as other risks. The Company’s actual results, levels of activity, performance or achievements could differ materially and adversely from results expressed in or implied by this Presentation. The Company assumes no obligation to update any forward-looking information contained in this Presentation. Any forward-looking statements and projections made by third parties included in this Presentation are not adopted by the Company and the Company is not responsible for such third party statements and projections.

Q4 & FY23

Record
Performance

New Milestones Achieved

FY23

Sales crossed
Rs. 2000 Crs

Operating EBITDA crossed
Rs. 550 Crs

Operating EBITDA Margin
26.5%

Revenue Growth (Y-o-Y)



Speciality

+ 31%



HPP

+ 64%



CDMO

+ 29%




• Consolidated Financials

Quarter of Record Performance



Consolidated
YoY Highlights

Q4FY23

Operating Revenue
Rs. 697 crores +70%


Operating EBITDA
Rs. 202 crores + 114%


Operating PBT
Rs. 180 crores + 120%


Margins Profile

Operating EBITDA

 **28.9%**
+589 Bps

*Operating PBT

 **25.8%**
+586 Bps

- ✓ Highest Quarterly Revenue & Profitability
- ✓ All the businesses contributed to growth in Q4FY23
- ✓ Margins improved on account of product mix and operating leverage

• Refer to the note on slide 13

Year of Record Performance



Consolidated
YoY Highlights

FY23

Operating Revenue
Rs. 2077 crores + 43%


Operating EBITDA
Rs. 550 crores + 55%


Operating PBT
Rs. 460 crores + 51%


Margins Profile

Operating EBITDA

 **26.5%**
+207 Bps

*Operating PBT

 **22.2 %**
+ 116 Bps

- ✓ Highest Annual Revenue & Profitability
- ✓ Three of our plants i.e. HPP, MPP and dedicated plant for Agrochemical Intermediate started commercial production
- ✓ Approved capex of Rs 450 crore for setting up a new 40,000 t.p.a HF capacity at Dahej

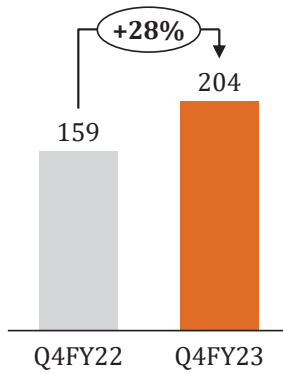
• Refer to the note on slide 13

Strong Performance across all **Businesses**

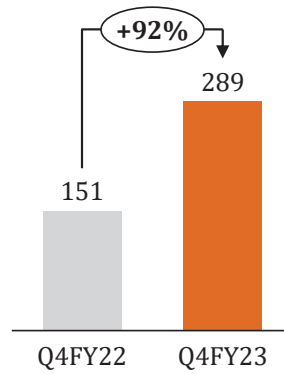
4QFY23

FY23

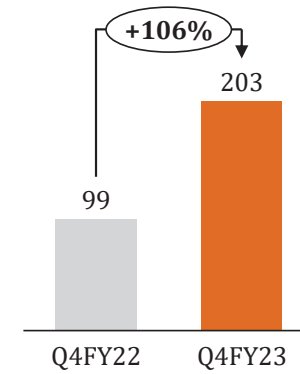
Specialty



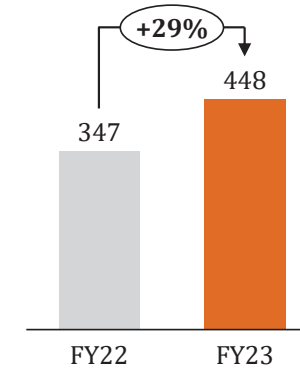
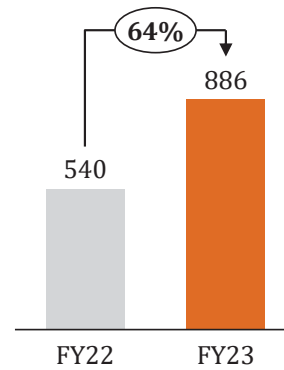
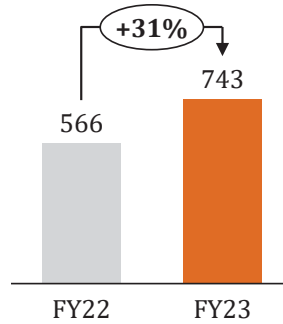
HPP



CDMO



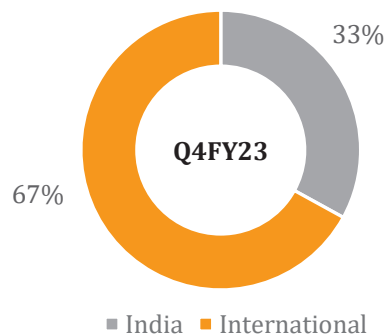
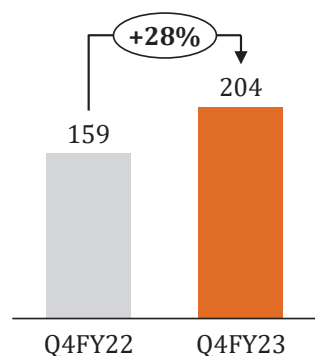
(Rs. Crs)



* Consolidated Financials

Business Vertical - Specialty Chemicals

Revenues (Rs. Crs)



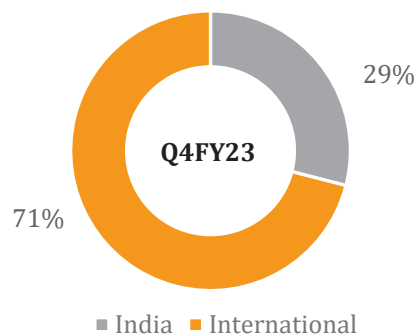
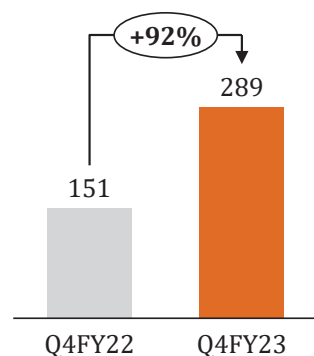
Q4FY23 Highlights

- New product introductions contributed significantly in Q4FY23
- Agrochemical Intermediate plant achieved optimal capacity utilization
- New capex progressing on schedule. Plant scheduled to commission by end 2023

* Consolidated Financials

Business Vertical - HPP

Revenues (Rs. Crs)



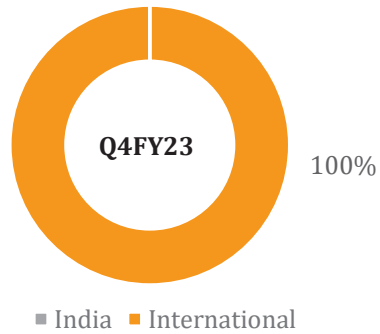
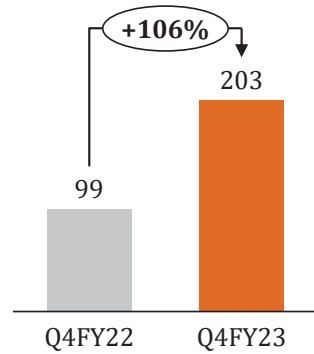
Q4FY23 Highlights

- Sales were higher primarily on account of increased volumes from new product and better price realization
- Higher share of exports due to sales to Honeywell compared to Q4FY22
- Commissioning of R32 Project in Surat on schedule; Sales to start from Q2FY24

* Consolidated Financials

Business Vertical - CDMO

Revenues (Rs. Crs)



Q4FY23 Highlights

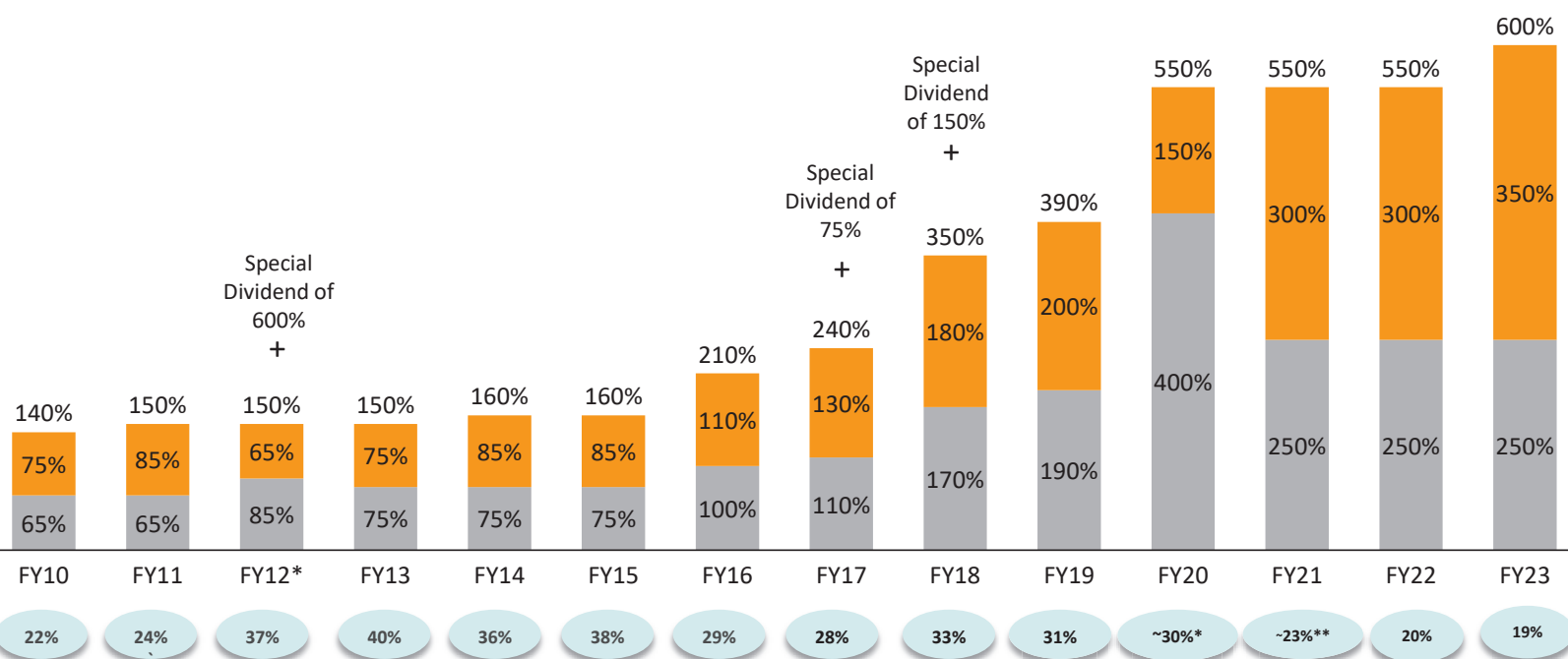
- Revenues doubled in Q4FY23; exceeded the stated guidance
- c-GMP-3 manufacturing block commissioned post debottlenecking
- Business on strong footing and primed for further capacity expansion

**Consolidated Financials*

Consistent Dividend Performance

Dividend as % of Face Value

Final Interim



Robust Dividend Payout

- ✓ Continuous Dividend over 13 years
- ✓ Special Dividend of 600% on FV of Rs. 10 in FY12
- ✓ Special Dividend of 75% on FV of Rs. 10 in FY17
- ✓ Special of 150% on FV of Rs. 2 in FY18

* Adjusted for excess tax provisions for earlier years

** - Adjusted for exceptional gain on sale of shares in Convergence Chemicals Pvt. Ltd. and gain on account of giving up lease rights in land situated at Dahej to Navin Fluorine Advanced Sciences Ltd., the wholly owned subsidiary of the Company

Financial Performance

Consolidated Profitability Statement

Particulars (Rs. Crs.)	Q4 FY23	Q4 FY22	Y-o-Y	Q3 FY23	Q-o-Q	FY23	FY22	Y-o-Y
Net Revenue from Operations	697.1	408.9	70%	563.6	24%	2,077.4	1453.4	43%
Raw Material	283.7	196.7		246.4		896.0	665.6	
Employee Expenses	73.0	47.3		68.6		249.4	181.5	
Other Expenses	138.7	70.7		93.0		381.7	251.4	
Operating EBITDA	201.8	94.3	114%	155.6	30%	550.3	354.9	55%
Operating EBITDA Margin	28.9%	23.0%	589 Bps	27.6%	134 Bps	26.5%	24.4%	207 Bps
Interest Expenses	14.0	0.6		9.2		27.5	1.9	
Depreciation*	7.6	11.9		25.0		62.6	47.9	
Operating PBT	180.2	81.7	120%	121.4	48%	460.2	305.1	51%
Operating PBT Margin	25.8%	20.0%	586 Bps	21.5%	431 Bps	22.2%	21.0%	116 Bps
Other Income	4.0	12.4		9.9		35.7	39.2	
Exceptional items	-	-		-		-	-	
Profit before tax	184.2	94.1	96%	131.3	40%	495.9	344.3	44%
Tax	47.8	19.0		24.7		120.7	81.2	
Profit After Tax	136.4	75.2	81%	106.6	28%	375.2	263.1	43%
Other Comprehensive Income								
Items that will not be reclassified to Profit & Loss (net of tax)	1.32	-0.5		2.79		2.0	-1.2	
Total Comprehensive income for the Period	137.7	74.6	84%	109.4	26%	377.2	261.9	44%

- Depreciation charge for the quarter and year ended 31 Mar 2023 is lower by Rs 20.4 crore reflecting change in useful life of assets (P&M and Buildings) at Dahej and Dewas.

Consolidated Balance Sheet

ASSETS (Rs. Crs.)	31-Mar-23	31-Mar-22
Non-current assets	2063.1	1,366.2
Property, Plant and Equipment	1471.8	377.5
Capital work-in-progress	278.6	742.1
Right-of-use Assets	33.1	37.5
Investment Property	51.6	52.8
Goodwill	87.8	87.8
Other Intangible Assets	1.6	0.5
Investment in Subsidiaries, Associate & JV	0.8	0.8
Financial Assets		
(i) Investments	12.0	13.2
(ii) Loans	0.3	-
(iii) Other Financial Assets	27.8	19.1
Non-current tax assets	31.4	29.0
Other non-current assets	66.5	6.0
Current assets	1466.2	1,019.3
Inventories	468.1	257.5
Financial Assets		
(i) Investments	31.1	104.2
(ii) Trade receivables	561.5	357.7
(iii) Cash and cash equivalents	14.5	75.7
(iv) Bank balances other than (iii) above	20.3	20.1
(v) Loans	0.0	0.5
(vi) Others financial assets	7.9	5.9
Other Current Assets	362.7	197.7
TOTAL ASSETS	3529.3	2385.5

EQUITY AND LIABILITIES (Rs. Crs.)	31-Mar-23	31-Mar-22
EQUITY	2185.0	1844.2
Equity Share Capital	9.9	9.9
Other Equity	2175.0	1,834.3
Non-Current Liabilities	822.9	157.3
Financial liabilities		
(i) Borrowings	753.1	100.0
(ii) Lease Liabilities	6.4	10.0
Provisions	15.1	13.7
Deferred Tax Liabilities (Net)	34.8	20.1
Other non-current liabilities	13.5	13.5
Current liabilities	521.5	383.9
Financial Liabilities		
(i) Lease Liabilities	5.7	6.3
(ii) Borrowings	95.5	4.5
(iii) Trade Payables	243.5	146.5
(iv) Other Financial Liabilities	101.2	168.6
Contract Liabilities	5.4	1.3
Provisions	8.0	5.4
Current Tax Liabilities (Net)	8.2	9.2
Other Current Liabilities	54.0	42.1
TOTAL EQUITY AND LIABILITIES	3529.3	2385.4

Consolidated Cashflow Statement

Particulars (Rs Crs.)	31-Mar-23	31-Mar-22
(A) Cash flow from operating activities		
Profit before tax	495.9	344.2
Adjustments for noncash items	81.1	19.0
Operating profit before working capital changes	576.9	363.2
Working capital adjustments	-530.7	-210.4
Cash flows generated from operating activities	46.2	152.9
Income taxes paid (net of refunds)	-109.8	-78.1
Net Cash flows generated from operating activities (A)	-63.6	74.8
Net Cash flows generated from investing / capex activities (B)	-655.6	-172.4
Net Cash flows generated from financing activities (C)	657.9	41.5
Net Cash Increase/(Decrease)	-61.3	-56.1

Standalone Profitability Statement

Particulars (Rs. Crs.)	Q4 FY23	Q4 FY22	Y-o-Y	Q3 FY23	Q-o-Q	FY23	FY22	Y-o-Y
Net Revenue from Operations	451.4	398.4	13%	423.5	7%	1,628.1	1,403.6	16%
Raw Material	186.6	189.9		191.2		715.3	638.3	
Employee Expenses	56.2	39.4		55.9		203.0	153.3	
Other Expenses	84.5	73.3		68.5		288.0	256.7	
Operating EBITDA	124.1	95.8	30%	107.9	15%	421.9	355.4	19%
Operating EBITDA Margin	27.5%	24.0%	344 Bps	25.5%	200 Bps	25.9%	25.3%	59 Bps
Interest Expenses	0.7	0.6		0.7		2.0	1.7	
Depreciation	7.1	11.2		12.2		42.6	44.3	
Operating PBT	116.3	84.0	38%	95.0	22%	377.2	309.5	22%
Operating PBT Margin	25.8%	21.1%	468 Bps	22.4%	332 Bps	23.2%	22.0%	112 Bps
Other Income	8.6	14.1		9.7		41.0	37.5	
Exceptional items	-	-		-		-	-	
Profit before tax	124.9	98.1	27%	104.7	19%	418.2	346.9	21%
Tax	37.1	19.4		23.1		105.8	80.6	
Profit After Tax	87.8	78.7	12%	81.6	8%	312.5	266.4	17%
Other Comprehensive Income								
Items that will not be reclassified to Profit & Loss (net of tax)	0.3	-0.2		0.12		0.8	-0.8	
Total Comprehensive income for the Period	88.2	78.5	12%	81.7	8%	313.3	265.6	18%

- Depreciation charge for the quarter and year ended 31 Mar 2023 is lower by Rs 5.3 crore reflecting change in useful life of assets (P&M and Buildings) at Dewas.

Standalone Balance Sheet

ASSETS (Rs. Crs.)	31-Mar-23	31-Mar-22
Non-current assets	1380.7	1,023.5
Property, Plant and Equipment	414.7	372.9
Capital work-in-progress	153.6	25.9
Right-of-use Assets	12.3	14.6
Investment Property	39.8	40.7
Goodwill		
Other Intangible Assets	1.1	0.4
Investment in Subsidiaries, Associate & JV	693.9	503.4
Financial Assets		
(i) Investments	10.9	13.2
(ii) Loans	0.3	2.9
(iii) Other Financial Assets	18.0	16.2
Non-current tax assets	29.3	27.4
Other non-current assets	6.7	6.0
Current assets	1022.6	1,100.3
Inventories	327.1	229.5
Financial Assets		
(i) Investments	31.1	102.2
(ii) Trade receivables	392.7	352.1
(iii) Cash and cash equivalents	9.1	73.5
(iv) Bank balances other than (iii) above	4.9	4.7
(v) Loans	180.4	298.7
(vi) Others financial assets	12.5	3.0
Other Current Assets	64.8	36.6
TOTAL ASSETS	2403.3	2123.8

EQUITY AND LIABILITIES (Rs. Crs.)	31-Mar-23	31-Mar-22
EQUITY	2141.0	1864.2
Equity Share Capital	9.9	9.9
Other Equity	2131.1	1,854.3
Non-Current Liabilities	53.8	55.5
Financial liabilities		
(i) Borrowings		
(ii) Financial Liabilities / Lease Liabilities	9.4	12.1
Provisions	13.4	13.2
Deferred Tax Liabilities (Net)	17.5	16.7
Other non-current liabilities	13.5	13.5
Current liabilities	208.5	204.0
Financial Liabilities		
(i) Lease Liabilities	4.6	3.9
(ii) Borrowings		
(iii) Trade Payables	116.5	141.6
(iv) Other Financial Liabilities	33.6	18.2
Contract Liabilities	5.4	1.2
Provisions	6.4	4.8
Current Tax Liabilities (Net)	8.2	9.2
Other Current Liabilities	33.8	25.1
TOTAL EQUITY AND LIABILITIES	2403.3	2123.8

Standalone Cashflow Statement

Particulars (Rs Crs.)	31-Mar-23	31-Mar-22
(A) Cash flow from operating activities		
Profit before tax	418.2	347.0
Adjustments for noncash items	30.7	17.0
Operating profit before working capital changes	448.9	364.0
Working capital adjustments	-189.1	-46.7
Cash flows generated from operating activities	259.8	317.3
Income taxes paid (net of refunds)	-108.1	-80.7
Net Cash flows generated from operating activities (A)	151.8	236.6
Net Cash flows generated from investing / capex activities (B)	-156.9	-181.2
Net Cash flows generated from financing activities (C)	-59.3	-58.0
Net Cash Increase/(Decrease)	-64.4	-2.6

Navin Fluorine

Navin Fluorine at glance



Manufacturing **plants strategically located** closer to major ports



Strong global partners including pharma and Agro Innovators



One of **Largest Integrated Specialty Fluorochemical** company in India



Over **50 years** of expertise in Handling Fluorine



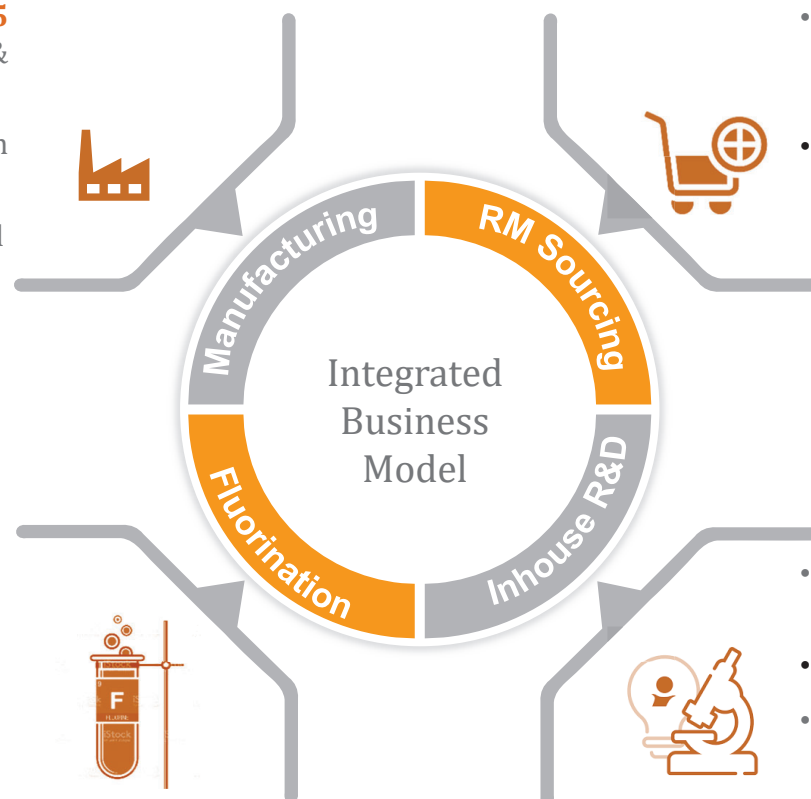
Built "**India's only plant with high pressure fluorination capabilities with cGMP compliance**" for CDMO Business



"RESPONSIBLE CARE" certification

Integrated Business Model

- Chemical Complex at **Surat** spread over **135 acres**, houses Refrigerant, Inorganic & Specialty Chemicals Plants
- **cGMP Compliant facility** for CDMO in **Dewas**
- **New Greenfield Investment** commissioned in Dahej



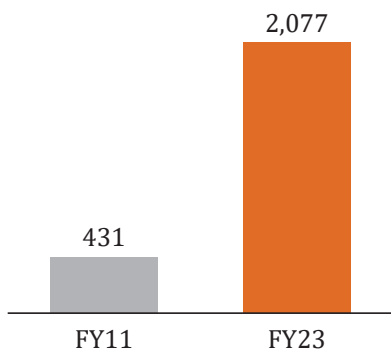
- **Pioneered Manufacturing** of Refrigerant Gases in India
- Over **45 years of experience** in handling Fluorine
- Extensive expertise focusing on **specialty fluorine chemistry**

- Backward integration for Raw material through **25% JV partner** in the only Fluorspar beneficiation company in India
- **Diversified sourcing of Fluorspar** away from China

- State-of-the-art **R&D centre** – Navin Research Innovation Centre at Surat
- **DSIR approved** R&D Centre
- Supports in **product addition & process efficiency** in all business units
- R&D strength augmented by **Manchester Organics Acquisition**

Our Delivery

Revenues (Rs. Crs)



14%
12Y CAGR

Commenced **Specialty Chemicals** in 2000

Inorganic Fluorides & Refrigerants (HPP) are traditional business since 1967

Commenced **CDMO** business in 2011

Revenue Contribution (%)

FY2011

FY2023

Specialty Chemicals

27%

36%

HPP

73%

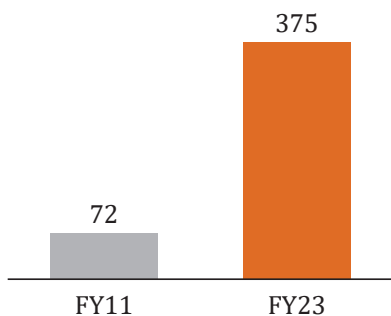
43%

CDMO

0%

21%

Net Profit (Rs. Crs)



15%
12Y CAGR

*Figures from 2016-17 to 2020-21 are as per Ind AS and for earlier periods as per IGAAP and hence not directly comparable

* CDMO business generating revenue since FY13 and Excludes Revenue from Dahej Operations of Rs. 55.68 Crs till 30th November 2017 for FY18

Delivering on the 3P Strategy (Product, Platform and Partnerships) through New Capex Programs



\$410 Mn Multi Year Contract in **High Performance Product (HPP)**



Beginning of **New Partnership** in agrochemicals backed by multi year supply contract



Launch of new products in agrochemicals through **Multi-Purpose Plant (MPP)**



Manufacturing and supply of a new Fluoro speciality molecule covering all three business drivers : **3 P's - Product, Platform & Partnerships**



New capex of Rs 450 crore for setting up a new 40,000 tonnes per annum **HF capacity at Dahej (NFASL)** is expected to come on stream in two years

HPP Manufacturing Plant inaugurated

- Gujarat CM and Honeywell inaugurated HPP manufacturing plant of NFASL.
- Navin Fluorine had entered into \$410 million contract with Honeywell International Inc. for manufacture and supply of a High-Performance Product (HPP) in the fluorochemical space

Royalty free access to technology

Capex funded through internal accruals & debt

Trial Supply Commenced

Commercial Supply to commence shortly



Core Business Strategy



Presence into High-demand **specialized product basket**

Customer's clear choice - **Strong pillar of Partnership**

Valuable and Dependable
Fluorochemical
Company



Increase share of CDMO & Specialty which now contributes **~61%** of the Topline



Innovation & Change growth
- Moving into the new High-Performance Product (HPP) vertical in the fluorochemicals space



Investment In MPP (Multi Purpose Plant) - Entering into portfolio of new products for next phase of growth

Journey of Transformation continues...

ESG represents
the cornerstone
of our business



Our Approach to Sustainability

Approach



Environment

- ✓ Robust Internal Controls
- ✓ Building resilience towards climate change
- ✓ Reduce our impact on environment and nature
- ✓ Audit Discipline

Social

- ✓ Employees
- ✓ Customer and Vendors
- ✓ Community

Governance

- ✓ Controlled Growth
- ✓ Balanced Approach
- ✓ Board of Directors
- ✓ Trust
- ✓ Think Long-Term
- ✓ Specialisation

Environmental Commitment

Systems driven

Continues to invest in environmental management systems, coupled with environmental due diligence and disaster planning & response systems

Minimising carbon footprint

Committed to progressively reduce energy and greenhouse emissions while utilising cleaner processes and fuels

Audit discipline

Addressed the HSE subject through a documental and process discipline, marked by audits and compliances, strengthening business sustainability

Environment Conservation Initiatives

Company's manufacturing units are progressing towards the carbon neutrality; Treated wastewater from the community wastewater treatment plant is recycled to conserve freshwater at its Surat unit and recycled up to 2000 KL of wastewater per day in the cooling towers

Took an initiative to supply a few finished products in bulk packaging, with an aim of eliminating packaging waste.

The Company has installed two-stage adequate scrubbing systems to eliminate fugitive emissions

One of our unit at Dewas has set up a zero liquid discharge facility, and the treated wastewater is recycled in utility operations & for onsite irrigation. Also, this unit has participated in the Green Mahotsav programme organised by the Madhya Pradesh State Environment Ministry, with tree plantations in the near by areas

Waste streams are converted into liquid calcium chloride product and sold to end-users, with a step towards 3R's principle

Process emissions are connected with continuous monitoring system to ensure the effective function of abatement control system.

Environment Approach

Our environmental priority through various initiatives that leveraged the 3Rs

Reduce

Replace

Recycle



Social Programme

Social Programme

Social Approach

'S' comprises the role of

**Harmonious Industrial
Relations**

Safety

Wellbeing



At Navin Fluorine, our people-driven ferment has progressively enriched, resulting in sustainable and superior performance.

- ✓ Secured the integrity of processes and practices through a Job Hazard Analysis coupled with Standard Operating Procedures.
- ✓ Robust engineering control system for handling toxic chemicals through pipeline within the facility and eliminating chemical exposure & manual handling hazards.
- ✓ Provided PPEs to all employees and contractors, and provisions of a breathing airline system while working in confined areas and handling toxic materials in plant operations.
- ✓ Installed well designed Fire Life safety system at each manufacturing unit in compliance with National Standards and State Factories rules.
- ✓ Implemented behavior-based safety programs to reinforce the safety culture.

- ✓ Ensured employee and contractor workers' health and hygiene; with periodical health surveillance program by qualified Doctors at well equipped onsite Occupational Health Centre.
- ✓ Formed Site Risk Management Committee (Central Safety Committee) at each manufacturing locations comprise of management & plant staffs conducting monthly review meetings.
- ✓ New Plants are designed and operated with a industry 4.0 concept of digital technologies on all aspects of the manufacturing process.

Governance Best Practice

Governance Programme



Reported NO

- ✓ Defaults for repayments, creditors, dividends and statutory dues
- ✓ Auditor qualification against the Company
- ✓ Re-statements of financial statements
- ✓ Allegations of financial imprudence

- ✓ Structured policies and processes addressed investor grievances
- ✓ Accepted all resolutions proposed by the Board to shareholders
- ✓ Employed a rigorous Board evaluation policy; Board comprised eminent members
- ✓ Implemented an active succession pipeline for critical roles and the Board
- ✓ Carried out an Internal audit through an independent audit firm reporting directly to the Audit Committee
- ✓ Implemented two ESOP plans

Composition of Committees

Out of four Members of **Nomination and Remuneration Committee**, three are Independent and one Non-Executive

Out of four Members of the **Audit Committee**, three were Independent and one Non-Executive

All three Members of **Stakeholders Relationship Committee** were Independent

Out of four Members of the **Corporate Social Responsibility Committee**, three were Independent

Diversity of thought and experience

Mr. Vishad P. Mafatlal
Chairman

He is an industrialist having varied experience of over 26 Years in the field of Textiles and Chemicals. He holds a Bachelor of Science Degree in Economics from University of Pennsylvania, Wharton School.

Mr. Mohan M. Nambiar
Non-Executive Non-Independent Director

He has a vast experience of over 60 years. He was associated for more than 26 years with the Associated Cement Company Ltd., including 6 years as its Managing Director. He is a commerce graduate and member of the Institute of Chartered Accountants of India.

Mr. Pradip N. Kapadia
Independent Director

He is a senior partner in Vigil Juris, advocates and solicitors, Mumbai and has an experience of over 46 years in the legal field. By qualification, he is B.A., LL.B. He is advocate and solicitor.

Mr. Sunil S. Lalbhai
Independent Director

He is an industrialist having varied experience of over 33 years in chemicals and general management. He is a science graduate and holds M.S degree in chemistry from USA and also M.S degree in economic planning & policy from the Boston University of USA.

Mr. Sudhir G. Mankad
Independent Director

He is a retired IAS officer and has served in senior positions, both with the Government of India and Government of Gujarat. He holds a Master's degree in Arts (History) from the University of Delhi and also has a diploma in Development Studies from the Cambridge University.

Mr. Harish H. Engineer
Independent Director

He has varied experience of over 45 years in the banking sector. He retired as executive director, wholesale banking of HDFC Bank Ltd. He has a Bachelor's degree in Science and also a Diploma in Business Management from the Hazarimal Somani College, Mumbai.

Mr. Atul K. Srivastava
Independent Director

He has an experience of over 46 years in large corporates, in the areas of Finance, Accounting, Taxation and Commerce. He is a Science Graduate and a Fellow Chartered Accountant - B. Sc (Hons), FCA.

Ms. Radhika V. Haribhakti
Independent Director

She has over 31 years of experience in Commercial and Investment Banking with Bank of America, JM Morgan Stanley and DSP Merrill Lynch. She now offers advisory services as RH Financial, but is primarily engaged as an Independent Director on multiple Boards. She is a commerce graduate and holds Post Graduate Diploma in Management from IIM, Ahmedabad.

Mr. Ashok U. Sinha
Independent Director

He has a wealth of experience, competencies and expertise from his leadership journey at Bharat Petroleum Corporation Ltd. He has a BTech in Electrical Engineering from IIT, Kanpur, and a Post Graduate Diploma in Management from IIM, Bangalore, with specialisation in Finance.

Mr. Sujal A. Shah
Independent Director

He has an experience of over 30 years in the fields of Valuation, Due Diligence, Corporate Restructuring, Audit and Advisory. He is a commerce graduate and member of the Institute of Chartered Accountants of India.

Ms. Apurva S. Purohit
Independent Director

She is a prominent Indian Business leader with over 31 years of experience in the media and entertainment industry. She has managed a diverse portfolio of businesses in partnership with private equity players and promoters, from early stage businesses to mature ones. She has a postgraduate diploma in management from IIM, Bangalore.

Mr. Radhesh R. Welling
Managing Director

With 26 years of work experience, Mr. Welling has worked in and handled many functions ranging from Innovation to Sales & Marketing to Corporate Strategy to Manufacturing, across multiple geographies. He has obtained Mechanical Engineering degree from National Institute of Technology, India and has done his Masters in International Business from IIFT, New Delhi. He has also done his MBA from IMD, Lausanne, Switzerland.

Balanced Board with Experience and Expertise

Board Demographics

Highly engaged Board

actively involved in NFIL's strategic transformation



meetings during FY2023

17
Board Committee

8
Board

68 years median director's age

Highly Experienced Board to chair Committees

Audit Committee

CSR Committee

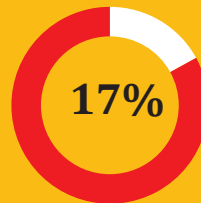
Nomination & Remuneration Committee

Stakeholders Relationship Committee

Risk Management Committee

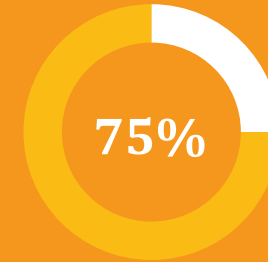


Separate Chairman & MD

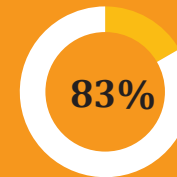


2 Directors
inducted in last 2 Years

Board Independence



9 of 12 Directors are Independent



10 of 12 directors are non-executive



2 Women
Directors on the Board

Deepen respect for contribution to **Societal Goals**

6.15 Crores

Total CSR expenditure for the year ended March 31, 2023
Touched and improved more than 17,000 lives through community development initiatives

HEALTH AND MEDICAL CARE

NFIL's mobile health van regularly visits villages in and around Surat and Dewas. The team comprised doctors and supporting staff who checked villagers for respiratory, gastro-intestinal, fever, muscle-skeletal, ENT, eye, dental, skin and chronic ailments. The Company has contributed to JJ Hospital for procuring Neurosurgical Electrical Drill machine. The Company contributed to Charutar Arogya Mandal for procuring equipment like Colour Doppler Unit, USG machine with advanced O&G and neonate applications, Neonatal incubator, Tissue processor, Video Pleuroscope and Flexible Uretroscope.

ADDRESSING THE OLD AND INFIRM

Shri Sadguru Seva Sangh Trust (SSSST) is the largest NGO supporting blindness eradication. The Company has assisted SSSST in procuring equipment for upgrading its cornea department at its eye hospital at Chitrakoot. Also, supported Blind People's Association in five projects which related to (i) Mental health; (ii) Assistive Devices; (iii) Early childhood services; (iv) Soft skills and empowerment of blind women; and (v) Livelihood enhancement and self-employment for persons with disabilities.

CHILD CARE

The Company contributed to the Society for Rehabilitation of Crippled Children for supporting economically challenged families of 13 children with life threatening disorders and for buying Electronic Muscle Dynamometer with console and Respiratory Pressure Meter which will support treatment of many kids in the future. Through Shala Pravesotsav, the Company contributed stationery items to schools in villages around Surat. The Company also undertook repairs and maintenance of 6 RO water systems installed by the Company in schools around Dewas.

CONSERVATION OF NATURE

NFIL helped Prayas to support its work in the areas of animal welfare, bird rescue and rehabilitation.

SPORT

Supported Olympic Gold Quest to help India fulfill its mission to win Olympic gold medals. The Company funded trainees in shooting, badminton, archery, boxing, wrestling and athletics.

CONSUMER EDUCATION

NFIL contributed to CERC, which helped fund its weekly digital magazine on consumer education and consumer grievance redressal through Grahak Suvidha Kendra.

PM CARES FUND

In addition to the above, the Company also made contribution to PM CARES FUND.

Thank You Note



For further information, please contact:

Company :

Investor Relations Advisors :



Navin Fluorine International Ltd.
CIN : L24110MH1998PLC115499

Mr. Anish Ganatra
Chief Financial Officer
anish.ganatra@nfil.in

www.nfil.in



Orient Capital (a division of Link Group)

Ms. Payal Dave +91 9819916314

payal.dave@linkintime.co.in

Mr. Rajesh Agrawal +91 9967491495

rajesh.agrawal@linkintime.co.in

www.orientcap.com