

VANSHI FARMS PRIVATE LIMITED

Corp. Office: 3rd Floor, Golden Jubilee Plaza, Near Saraswati Hospital, Old Delhi Road,

Gurugram-122001(HR)

CIN: U74899PB1987PTC052838

E-mail: vanshifarms1234@rediffmail.com

13th April, 2023

Listing Department
BSE Ltd.
Phiroze Jeejeebhoy Towers
Dalal Street
Mumbai – 400001

Listing Department
National Stock Exchange of India Ltd
Exchange Plaza, 5th Floor, Plot No. C/1
G Block, Bandra-Kurla Complex,
Bandra (E), Mumbai - 400051

Company Code : 506022

Company Symbol : PRAKASH

Sub : **Disclosure under Regulation 31 of Securities and Exchange Board of India
(Substantial Acquisition of Shares and Takeovers) Regulations, 2011**

Dear Sir,

In terms of the provisions of Regulation 31 of the SEBI (Substantial Acquisition of Shares and Takeovers) Regulations, 2011, we being Promoter group entity of Prakash Industries Limited hereby enclosing the details of release of pledge shares in the prescribed format.

This is for your information and record please.

Thanking you,

Yours faithfully,
For **Vanshi Farms Private Limited**



Authorised Signatory

Encl : (2) as above

CC To :

Prakash Industries Ltd.
15 Km. Stone, Delhi Road,
Hissar – 125044


Disclosure by the Promoter(s) to the stock exchanges and to the Target Company for encumbrance of shares / invocation of encumbrance/ release of encumbrance, in terms of Regulation 31(1) and 31(2) of SEBI (Substantial Acquisition of Shares and Takeovers) Regulation, 2011

Name of the Target Company(TC)	Prakash Industries Limited
Names of the Stock Exchanges where the shares of the target company are listed	BSE Ltd. & National Stock Exchange of India Ltd.
Date of reporting	13 April 2023
Name of the promoter or PAC on whose shares encumbrance has been created/ released/invoked	Vanshi Farms Pvt. Ltd.

Name of the promoter(s) or PACs with whom *	Promoter holding in the target company (1)	Promoter holding encumbered (2)	Details of events pertaining to encumbrance (3)				Post event holding of encumbered shares (creation [(2)+(3)] / release [(2)-(3)] / invocation [(1)-(3)])	
			No. of shares	% of total share capital	Type of event (creation/ release/ invocation)	Reasons for encumbrance		
Vanshi Farms Pvt. Ltd. *	3157900	3157900	1.76	1.76	Release of encumbrance of ce	Release of Security on Repayment of Loan	2590000	1.45

for Vanshi Farms Pvt. Ltd.

Authorised Signatory



Place : Gurugram
Date : 13.04.2023

* The details of encumbrances of residual promoters as on 05.04.2023 enclosed herewith as Annexure 1 is an extract of the data available of the Target Company

PRAKASH INDUSTRIES LIMITED
Details of encumbrance of residual promoters as on 05.04.2023

Sr. No.	Name of the Shareholder	Total shares held		Shares pledged or otherwise encumbered	
		No. of shares held	As a % of total share capital	No. of shares held	As a % of total share capital
1	SHRI V.P. AGARWAL	20451072	11.42	10362890	5.79
2	V.P. AGARWAL (HUF)	2208644	1.23	2208644	1.23
3	SMT. MOHINI AGARWAL	1019856	0.57	1019856	0.57
4	SHRI VIKRAM AGARWAL	406500	0.23	406500	0.23
5	SHRI KANHA AGARWAL	18540	0.01	0	0.00
6	AIRCON TRADEX PVT. LTD.	611800	0.34	525800	0.29
7	AMBROSIA COMMERCE PVT. LTD.	1936500	1.08	1936500	1.08
8	DHRUV COMMERCE PVT. LTD.	300500	0.17	300500	0.17
9	ESSENTIAL ELECTRONICS PVT. LTD.	597300	0.33	597300	0.33
10	EVERSHINE MERCANTILE PVT. LTD.	1621700	0.91	1621700	0.91
11	EXCEL FINCAP PVT. LTD.	102135	0.06	102100	0.06
12	FOCUS SECURITIES & CREDITS PVT. LTD.	1460000	0.82	1460000	0.82
13	FOUR WINGS MARKETING PVT. LTD.	101700	0.06	101700	0.06
14	GMK BUILDERS PVT. LTD.	8164800	4.56	6612900	3.69
15	GOEL CONTAINERS PVT. LTD.	1378682	0.77	1318682	0.74
16	HISSAR TUBES PVT. LTD.	700000	0.39	700000	0.39
17	HI-TECH MERCANTILE (INDIA) PVT. LTD.	2720695	1.52	2720695	1.52
18	NEW ERA COMMERCE & SECURITIES PVT. LTD.	215985	0.12	215900	0.12
19	OCEAN ISPAT PVT. LTD.	300000	0.17	300000	0.17
20	PAREEK OVERSEAS PVT. LTD.	623060	0.35	0	0.00
21	PRAKASH CAPITAL SERVICES LTD.	1508467	0.84	1508400	0.84
22	PRAKASH INDUSTRIAL FINANCE LTD.	904950	0.51	904950	0.51
23	PREMIER FINCAP PVT. LTD.	767000	0.43	767000	0.43
24	PRIMENET GLOBAL LTD.	2470500	1.38	2470500	1.38
25	PRIME MERCANTILE PVT. LTD.	3701470	2.07	3103070	1.73
26	SAMYAK SECURITIES PVT. LTD	1500000	0.84	1500000	0.84
27	SHREE LABH LAKSHMI CAPITAL SERVICES PVT. LTD.	2311471	1.29	2311471	1.29
28	STYLE LEASING & FINANCE PVT. LTD.	1114400	0.62	1114400	0.62
29	SUNVIN TRADING & INVESTMENT PVT. LTD.	242312	0.14	242312	0.14
30	TECHDRIVE SOFTWARE LTD	562550	0.31	0	0.00
31	TOOLS INDIA PVT. LTD.	900900	0.50	900900	0.50
32	UNITY MERCANTILE PVT. LTD.	251575	0.14	251500	0.14
33	VISION MERCANTILE PVT. LTD.	1866754	1.04	1866700	1.04
34	WELTER SECURITIES LTD.	5006666	2.80	3336666	1.86
35	CHAIBASA STEEL LLP	250000	0.14	250000	0.14
36	DHRUV COMMERCE LLP	1481000	0.83	574000	0.32
37	ESSENTIAL ELECTRONICS LLP	302100	0.17	302100	0.17
38	EVERSHINE MERCANTILE LLP	300000	0.17	300000	0.17
39	FOUR WINGS MARKETING LLP	300000	0.17	300000	0.17
40	HISSAR TUBES LLP	650012	0.36	650012	0.36
41	PREMIER FINCAP LLP	476480	0.27	476480	0.27
42	ROURKELA STEEL LLP	1427133	0.80	490600	0.27
43	SHIKHA MERCANTILE LLP	70600	0.04	70600	0.04
44	SPRING MERCANTILE LLP	500	0.00	0	0.00
45	SUNVIN TRADING & INVESTMENT LLP	1007688	0.56	925000	0.52
46	SUVARNA MARKETING LLP	95000	0.05	95000	0.05
TOTAL		74408997	41.55	57223328	31.95

Premier Fincap Pvt.Ltd.

Regd. Off: N-2/6,DLF Phase-II, Gurgaon(Haryana)-122008

CIN . U74899HR1995PTC041300

E-mail: gopaltg@gmail.com

13th April, 2023

Listing Department
BSE Ltd.
Phiroze Jeejeebhoy Towers
Dalal Street
Mumbai – 400001

Listing Department
National Stock Exchange of India Ltd
Exchange Plaza, 5th Floor, Plot No. C/1
G Block, Bandra-Kurla Complex,
Bandra (E), Mumbai - 400051

Company Code : 506022

Company Symbol : PRAKASH

Sub : **Disclosure under Regulation 31 of Securities and Exchange Board of India
(Substantial Acquisition of Shares and Takeovers) Regulations, 2011**


Dear Sir,

In terms of the provisions of Regulation 31 of the SEBI (Substantial Acquisition of Shares and Takeovers) Regulations, 2011, we being Promoter group entity of Prakash Industries Limited hereby enclosing the details of release of pledge shares in the prescribed format.

This is for your information and record please.

Thanking you,

Yours faithfully,
For **Premier Fincap Private Limited**



Authorised Signatory

Encl : (2) as above

CC To :

Prakash Industries Ltd.
15 Km. Stone, Delhi Road,
Hissar – 125044

Disclosure by the Promoter(s) to the stock exchanges and to the Target Company for encumbrance of shares / invocation of encumbrance / release of encumbrance, in terms of Regulation 31(1) and 31(2) of SEBI (Substantial Acquisition of Shares and Takeovers) Regulation, 2011

Name of the Target Company(TC)	Prakash Industries Limited
Names of the Stock Exchanges where the shares of the target company are listed	BSE Ltd. & National Stock Exchange of India Ltd.
Date of reporting	13 April 2023
Name of the promoter or PAC on whose shares encumbrance has been created/ released/invoked	Premier Fincap Pvt. Ltd.

Name of the promoter(s) or PACs with him *	Promoter holding in the target company (1)	Promoter holding already encumbered (2)	Details of events pertaining to encumbrance (3)										Post event holding of encumbered shares {creation [(2)+(3)] / release [(2)-(3)] / invocation [(1)-(3)]}
			No. of shares	% of total share capital	No. of shares	% of total share capital	Type of event (creation/ release/ invocation)	Date of creation/ release/ invocation of encumbrance	Type of encumbrance (pledge/ lien/ non disposal/ undetaking/ others)	Reasons for encumbrance	No. of shares	% of total share capital	
Premier Fincap Pvt. Ltd. *	767000	0.43	767000	0.43	Release	10.04.2023	Release of Pledge	Release of Security on Loan	-767000	-0.43	Lender : Indostar Capital Finance Ltd. Trustee : Catalyst Trusteeship Ltd.	0	0.00

for Premier Fincap Pvt. Ltd.

Authorised Signatory

Place : Gururgram
Date : 13.04.2023

* The details of encumbrances of residual promoters as on 05.04.2023 enclosed herewith as Annexure 1 is an extract of the data available of the Target Company

PRAKASH INDUSTRIES LIMITED

Details of encumbrance of residual promoters as on 05.04.2023

Sr. No.	Name of the Shareholder	Total shares held		Shares pledged or otherwise encumbered	
		No. of shares held	As a % of total share capital	No. of shares held	As a % of total share capital
1	SHRI V.P. AGARWAL	20451072	11.42	10362890	5.79
2	V.P. AGARWAL (HUF)	2208644	1.23	2208644	1.23
3	SMT. MOHINI AGARWAL	1019856	0.57	1019856	0.57
4	SHRI VIKRAM AGARWAL	406500	0.23	406500	0.23
5	SHRI KANHA AGARWAL	18540	0.01	0	0.00
6	AIRCON TRADEX PVT. LTD.	611800	0.34	525800	0.29
7	AMBROSIA COMMERCE PVT. LTD.	1936500	1.08	1936500	1.08
8	DHRUV COMMERCE PVT. LTD.	300500	0.17	300500	0.17
9	ESSENTIAL ELECTRONICS PVT. LTD.	597300	0.33	597300	0.33
10	EVERSHINE MERCANTILE PVT. LTD.	1621700	0.91	1621700	0.91
11	EXCEL FINCAP PVT. LTD.	102135	0.06	102100	0.06
12	FOCUS SECURITIES & CREDITS PVT. LTD.	1460000	0.82	1460000	0.82
13	FOUR WINGS MARKETING PVT. LTD.	101700	0.06	101700	0.06
14	GMK BUILDERS PVT. LTD.	8164800	4.56	6612900	3.69
15	GOEL CONTAINERS PVT. LTD.	1378682	0.77	1318682	0.74
16	HISSAR TUBES PVT. LTD.	700000	0.39	700000	0.39
17	HI-TECH MERCANTILE (INDIA) PVT. LTD.	2720695	1.52	2720695	1.52
18	NEW ERA COMMERCE & SECURITIES PVT. LTD.	215985	0.12	215900	0.12
19	OCEAN ISPAT PVT. LTD.	300000	0.17	300000	0.17
20	PAREEK OVERSEAS PVT. LTD.	623060	0.35	0	0.00
21	PRAKASH CAPITAL SERVICES LTD.	1508467	0.84	1508400	0.84
22	PRAKASH INDUSTRIAL FINANCE LTD.	904950	0.51	904950	0.51
23	PRIMENET GLOBAL LTD.	2470500	1.38	2470500	1.38
24	PRIME MERCANTILE PVT. LTD.	3701470	2.07	3103070	1.73
25	SAMYAK SECURITIES PVT. LTD.	1500000	0.84	1500000	0.84
26	SHREE LABH LAKSHMI CAPITAL SERVICES PVT. LTD.	2311471	1.29	2311471	1.29
27	STYLE LEASING & FINANCE PVT. LTD.	1114400	0.62	1114400	0.62
28	SUNVIN TRADING & INVESTMENT PVT. LTD.	242312	0.14	242312	0.14
29	TECHDRIVE SOFTWARE LTD	562550	0.31	0	0.00
30	TOOLS INDIA PVT. LTD.	900900	0.50	900900	0.50
31	UNITY MERCANTILE PVT. LTD.	251575	0.14	251500	0.14
32	VANSHI FARMS PVT. LTD.	3157900	1.76	3157900	1.76
33	VISION MERCANTILE PVT. LTD.	1866754	1.04	1866700	1.04
34	WELTER SECURITIES LTD.	5006666	2.80	3336666	1.86
35	CHAIBASA STEEL LLP	250000	0.14	250000	0.14
36	DHRUV COMMERCE LLP	1481000	0.83	574000	0.32
37	ESSENTIAL ELECTRONICS LLP	302100	0.17	302100	0.17
38	EVERSHINE MERCANTILE LLP	300000	0.17	300000	0.17
39	FOUR WINGS MARKETING LLP	300000	0.17	300000	0.17
40	HISSAR TUBES LLP	650012	0.36	650012	0.36
41	PREMIER FINCAP LLP	476480	0.27	476480	0.27
42	ROURKELA STEEL LLP	1427133	0.80	490600	0.27
43	SHIKHA MERCANTILE LLP	70600	0.04	70600	0.04
44	SPRING MERCANTILE LLP	500	0.00	0	0.00
45	SUNVIN TRADING & INVESTMENT LLP	1007688	0.56	925000	0.52
46	SUVARNA MARKETING LLP	95000	0.05	95000	0.05
TOTAL		76799897	42.89	59614228	33.29

ROURKELA STEEL LLP

(Formerly ROURKELA STEEL PVT.LTD.)

Regd. Office: 303, HIMLAND HOUSE, D-5, KARAMPURA COMMERCIAL COMPLEX,
NEW DELHI-110015.

LLPIN-AAR-5852

E-mail: gopaltg@gmail.com

13th April, 2023

Listing Department
BSE Ltd.
Phiroze Jeejeebhoy Towers
Dalal Street
Mumbai – 400001

Listing Department
National Stock Exchange of India Ltd
Exchange Plaza, 5th Floor, Plot No. C/1
G Block, Bandra-Kurla Complex,
Bandra (E), Mumbai - 400051

Company Code : 506022

Company Symbol : PRAKASH

Sub : **Disclosure under Regulation 31 of Securities and Exchange Board of India
(Substantial Acquisition of Shares and Takeovers) Regulations, 2011**

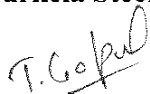
Dear Sir,

In terms of the provisions of Regulation 31 of the SEBI (Substantial Acquisition of Shares and Takeovers) Regulations, 2011, we being Promoter group entity of Prakash Industries Limited hereby enclosing the details of release of pledge shares in the prescribed format.

This is for your information and record please.

Thanking you,

Yours faithfully,
For **Rourkela Steel LLP**



Authorised Signatory

Encl : (2) as above

CC To :

Prakash Industries Ltd.
15 Km. Stone, Delhi Road,
Hissar – 125044

Disclosure by the Promoter(s) to the stock exchanges and to the Target Company for encumbrance of shares / invocation of encumbrance/ release of encumbrance, in terms of Regulation 31(1) and 31(2) of SEBI (Substantial Acquisition of Shares and Takeovers) Regulation, 2011

Name of the Target Company(TC)	PRAKASH INDUSTRIES LIMITED	
Names of the Stock Exchanges where the shares of the target company are listed	BSE Ltd. & National Stock Exchange of India Ltd.	
Date of reporting	13 April 2023	
Name of the promoter or PAC on whose shares encumbrance has been created/ released/invoked	Rourkela Steel LLP	

Name of the promoter(s) or PACs with whom *	Promoter holding in the target company (1)	No. of shares	% of total share capital	Promoter holding already encumbered (2)	% of total share capital	Type of event (creation/ release/ invocation)	Date of creator/ release / invocation of encumbrance	Type of encumbrance (pledge/ lien/ non disposal/ underwriting/ others)	Reasons for encumbrance	No. of shares	% of total share capital	Name of the entity in whose favour shares are encumbered	Post event holding of encumbered shares {creation [(2)+(3)] / release [(2)-(3)] / invocation [(1)-(3)]}	
													No. of shares	% of total share capital
Rourkela Steel LLP *		1427133	0.80	490600	0.27	Release	10.04.2023	Release of Pledge	Release of Security on Repayment of Loan	-490600	-0.27	Lender : Indostar Capital Finance Ltd. Trustee : Catalyst Trusteeship Ltd.	0	0.00

for Rourkela Steel LLP

Authorised Signatory

Place : New Delhi
Date : 13.04.2023

* The details of encumbrances of residual promoters as on 05.04.2023 enclosed herewith as Annexure 1 is an extract of the data available of the Target Company

PRAKASH INDUSTRIES LIMITED
Details of encumbrance of residual promoters as on 05.04.2023

Sr. No.	Name of the Shareholder	Total shares held		Shares pledged or otherwise encumbered	
		No. of shares held	As a % of total share capital	No. of shares held	As a % of total share capital
1	SHRI V.P. AGARWAL	20451072	11.42	10362890	5.79
2	V.P. AGARWAL (HUF)	2208644	1.23	2208644	1.23
3	SMT. MOHINI AGARWAL	1019856	0.57	1019856	0.57
4	SHRI VIKRAM AGARWAL	406500	0.23	406500	0.23
5	SHRI KANHA AGARWAL	18540	0.01	0	0.00
6	AIRCON TRADEX PVT. LTD.	811800	0.34	525800	0.29
7	AMBROSIA COMMERCE PVT. LTD.	1936500	1.08	1936500	1.08
8	DHRUV COMMERCE PVT. LTD.	300500	0.17	300500	0.17
9	ESSENTIAL ELECTRONICS PVT. LTD.	597300	0.33	597300	0.33
10	EVERSHINE MERCANTILE PVT. LTD.	1621700	0.91	1621700	0.91
11	EXCEL FINCAP PVT. LTD.	102135	0.06	102100	0.06
12	FOCUS SECURITIES & CREDITS PVT. LTD.	1460000	0.82	1460000	0.82
13	FOUR WINGS MARKETING PVT. LTD.	101700	0.06	101700	0.06
14	GMK BUILDERS PVT. LTD.	8164800	4.56	6612900	3.69
15	GOEL CONTAINERS PVT. LTD.	1378682	0.77	1318682	0.74
16	HISSAR TUBES PVT. LTD.	700000	0.39	700000	0.39
17	HI-TECH MERCANTILE (INDIA) PVT. LTD.	2720695	1.52	2720695	1.52
18	NEW ERA COMMERCE & SECURITIES PVT. LTD.	215985	0.12	215900	0.12
19	OCEAN ISPAT PVT. LTD.	300000	0.17	300000	0.17
20	PAREEK OVERSEAS PVT. LTD.	623060	0.35	0	0.00
21	PRAKASH CAPITAL SERVICES LTD.	1508467	0.84	1508400	0.84
22	PRAKASH INDUSTRIAL FINANCE LTD.	904950	0.51	904950	0.51
23	PREMIER FINCAP PVT. LTD.	767000	0.43	767000	0.43
24	PRIMENET GLOBAL LTD.	2470500	1.38	2470500	1.38
25	PRIME MERCANTILE PVT. LTD.	3701470	2.07	3103070	1.73
26	SAMYAK SECURITIES PVT. LTD.	1500000	0.84	1500000	0.84
27	SHREE LABH LAKSHMI CAPITAL SERVICES PVT. LTD.	2311471	1.29	2311471	1.29
28	STYLE LEASING & FINANCE PVT. LTD.	1114400	0.62	1114400	0.62
29	SUNVIN TRADING & INVESTMENT PVT. LTD.	242312	0.14	242312	0.14
30	TECHDRIVE SOFTWARE LTD	562550	0.31	0	0.00
31	TOOLS INDIA PVT. LTD.	900900	0.50	900900	0.50
32	UNITY MERCANTILE PVT. LTD.	251575	0.14	251500	0.14
33	VANSHI FARMS PVT. LTD.	3157900	1.76	3157900	1.76
34	VISION MERCANTILE PVT. LTD.	1866754	1.04	1866700	1.04
35	WELTER SECURITIES LTD.	5006666	2.80	3336666	1.86
36	CHAIBASA STEEL LLP	250000	0.14	250000	0.14
37	DHRUV COMMERCE LLP	1481000	0.83	574000	0.32
38	ESSENTIAL ELECTRONICS LLP	302100	0.17	302100	0.17
39	EVERSHINE MERCANTILE LLP	300000	0.17	300000	0.17
40	FOUR WINGS MARKETING LLP	300000	0.17	300000	0.17
41	HISSAR TUBES LLP	650012	0.36	650012	0.36
42	PREMIER FINCAP LLP	476480	0.27	476480	0.27
43	SHIKHA MERCANTILE LLP	70600	0.04	70600	0.04
44	SPRING MERCANTILE LLP	500	0.00	0	0.00
45	SUNVIN TRADING & INVESTMENT LLP	1007688	0.56	925000	0.52
46	SUVARNA MARKETING LLP	95000	0.05	95000	0.05
TOTAL		76139764	42.52	59890628	33.44

T. Gopud

DHRUV COMMERCE PVT. LTD.

**Head. Office : 303, Himland House, D-5, Karampura Commercial Complex,
New Delhi – 110015.**

CIN NO. U74899DL1994PTC058763

13th April, 2023

Listing Department
BSE Ltd.
Phiroze Jeejeebhoy Towers
Dalal Street
Mumbai – 400001

Listing Department
National Stock Exchange of India Ltd
Exchange Plaza, 5th Floor, Plot No. C/1
G Block, Bandra-Kurla Complex,
Bandra (E), Mumbai - 400051

Company Code : 506022

Company Symbol : PRAKASH

**Sub : Disclosure under Regulation 31 of Securities and Exchange Board of India
(Substantial Acquisition of Shares and Takeovers) Regulations, 2011**


Dear Sir,

In terms of the provisions of Regulation 31 of the SEBI (Substantial Acquisition of Shares and Takeovers) Regulations, 2011, we being Promoter group entity of Prakash Industries Limited hereby enclosing the details of release of pledge shares in the prescribed format.

This is for your information and record please.

Thanking you.

Yours faithfully,
For **Dhruv Commerce Private Limited**



Authorised Signatory

Encl : (2) as above

CC To :

Prakash Industries Ltd.
15 Km. Stone, Delhi Road,
Hissar – 125044

Disclosure by the Promoter(s) to the stock exchanges and to the Target Company for encumbrance of shares / invocation of encumbrance/ release of encumbrance, in terms of Regulation 31(1) and 31(2) of SEBI (Substantial Acquisition of Shares and Takeovers) Regulation, 2011

Name of the Target Company(TC)		PRAKASH INDUSTRIES LIMITED											
Names of the Stock Exchanges where the shares of the target company are listed		BSE Ltd. & National Stock Exchange of India Ltd.											
Date of reporting		13 April 2023											
Name of the promoter or PAC on whose shares encumbrance has been created/ released/invoked		Dhruv Commerce Pvt. Ltd.											
Details of the creation of encumbrance :													
Name of the promoter(s) or PACs with him *	Promoter holding in the target company (1)		Promoter holding already encumbered (2)		Details of events pertaining to encumbrance (3)						Post event holding of encumbered shares (creation [(2)+(3)] / release [(2)-(3)] / invocation [(1)-(3)])		
	No. of shares	% of total share capital	No. of shares	% of total share capital	Type event (creation/ release/ invocation)	Date of creation/ release/ invocation of encumbrance	Type of encumbrance (pledge/ lien/ non disposal undertaking/ others)	Reasons for encumbrance	No. of shares	% of total share capital	Name of the entity in whose favour shares encumbered	No. of shares	% of total share capital
Dhruv Commerce Pvt. Ltd. *	300500	0.17	300500	0.17	Release	10.04.2023	Release of Pledge	Release of Security on Repayment of Loan	-300500	-0.17	Lender : Indostar Capital Finance Ltd. Trustee : Catalyst Trhusteeship * Ltd.	0	0.00

for Dhruv Commerce Pvt. Ltd.


Authorised Signatory

Place : New Delhi
Date : 13.04.2023

* The details of encumbrances of residual promoters as on 05.04.2023 enclosed herewith as Annexure 1 is an extract of the data available of the Target Company

PRAKASH INDUSTRIES LIMITED
Details of encumbrance of residual promoters as on 05.04.2023

Sr. No.	Name of the Shareholder	Total shares held		Shares pledged or otherwise encumbered	
		No. of shares held	As a % of total share capital	No. of shares held	As a % of total share capital
1	SHRI V.P. AGARWAL	20451072	11.42	10362890	5.79
2	V.P. AGARWAL (HUF)	2208644	1.23	2208644	1.23
3	SMT. MOHINI AGARWAL	1019856	0.57	1019856	0.57
4	SHRI VIKRAM AGARWAL	406500	0.23	406500	0.23
5	SHRI KANHA AGARWAL	18540	0.01	0	0.00
6	AIRCON TRADEX PVT. LTD.	611800	0.34	525800	0.29
7	AMBROSIA COMMERCE PVT. LTD.	1936500	1.08	1936500	1.08
8	ESSENTIAL ELECTRONICS PVT. LTD.	597300	0.33	597300	0.33
9	EVERSHINE MERCANTILE PVT. LTD.	1621700	0.91	1621700	0.91
10	EXCEL FINCAP PVT. LTD.	102135	0.06	102100	0.06
11	FOCUS SECURITIES & CREDITS PVT. LTD.	1460000	0.82	1460000	0.82
12	FOUR WINGS MARKETING PVT. LTD.	101700	0.06	101700	0.06
13	GMK BUILDERS PVT. LTD.	8164800	4.56	6612900	3.69
14	GOEL CONTAINERS PVT. LTD.	1378682	0.77	1318682	0.74
15	HISSAR TUBES PVT. LTD.	700000	0.39	700000	0.39
16	HI-TECH MERCANTILE (INDIA) PVT. LTD.	2720695	1.52	2720695	1.52
17	NEW ERA COMMERCE & SECURITIES PVT. LTD.	215985	0.12	215900	0.12
18	OCEAN ISPAT PVT. LTD.	300000	0.17	300000	0.17
19	PAREEK OVERSEAS PVT. LTD.	623060	0.35	0	0.00
20	PRAKASH CAPITAL SERVICES LTD.	1508467	0.84	1508400	0.84
21	PRAKASH INDUSTRIAL FINANCE LTD.	904950	0.51	904950	0.51
22	PREMIER FINCAP PVT. LTD.	767000	0.43	767000	0.43
23	PRIMENET GLOBAL LTD.	2470500	1.38	2470500	1.38
24	PRIME MERCANTILE PVT. LTD.	3701470	2.07	3103070	1.73
25	SAMYAK SECURITIES PVT. LTD.	1500000	0.84	1500000	0.84
26	SHREE LABH LAKSHMI CAPITAL SERVICES PVT. LTD.	2311471	1.29	2311471	1.29
27	STYLE LEASING & FINANCE PVT. LTD.	1114400	0.62	1114400	0.62
28	SUNVIN TRADING & INVESTMENT PVT. LTD.	242312	0.14	242312	0.14
29	TECHDRIVE SOFTWARE LTD	562550	0.31	0	0.00
30	TOOLS INDIA PVT. LTD.	900900	0.50	900900	0.50
31	UNITY MERCANTILE PVT. LTD.	251575	0.14	251500	0.14
32	VANSHI FARMS PVT. LTD.	3157900	1.76	3157900	1.76
33	VISION MERCANTILE PVT. LTD.	1866754	1.04	1866700	1.04
34	WELTER SECURITIES LTD.	5006666	2.80	3336666	1.86
35	CHAIBASA STEEL LLP	250000	0.14	250000	0.14
36	DHRUV COMMERCE LLP	1481000	0.83	574000	0.32
37	ESSENTIAL ELECTRONICS LLP	302100	0.17	302100	0.17
38	EVERSHINE MERCANTILE LLP	300000	0.17	300000	0.17
39	FOUR WINGS MARKETING LLP	300000	0.17	300000	0.17
40	HISSAR TUBES LLP	650012	0.36	650012	0.36
41	PREMIER FINCAP LLP	476480	0.27	476480	0.27
42	ROURKELA STEEL LLP	1427133	0.80	490600	0.27
43	SHIKHA MERCANTILE LLP	70600	0.04	70600	0.04
44	SPRING MERCANTILE LLP	500	0.00	0	0.00
45	SUNVIN TRADING & INVESTMENT LLP	1007688	0.56	925000	0.52
46	SUVARNA MARKETING LLP	95000	0.05	95000	0.05
TOTAL		77266397	43.15	60080728	33.55

T. Gupta