

BSE Limited
(Scrip Code : 511066)
 Floor 25
 P J Towers
 Dattat Street, Fort
Mumbai — 400 001

Total No of Pages: 23 (including covering letter)
 On-line submission through Listing Centre

Dear Sir/Madam,

Outcome of the Board Meeting – Compliance under Regulation 30, 33, 52 and 54 of the SEBI (Listing Obligations and Disclosure Requirements) Regulations ("Listing Regulations")

We request you to refer our letter dated SFL:BSE:BM:146:2022-23 dated 3 November 2022 intimating you of the Board Meeting to consider the Unaudited Financial Results ("UFR") for the quarter and half year ended 30th September 2022 and other matters.

In terms of Regulation 33 and Regulation 30 read with Para A of Part A of Schedule III to the Listing Regulations and other regulations, if applicable, we now wish to inform that the Board of Directors have, at their meeting held today (**i.e. Thursday, 10 November 2022**), considered and approved the Unaudited Financial Results ("UFR") for the quarter and half year ended 30th September 2022.

In this regard, we enclose / provide the following documents / details:

Unaudited Financial Results

Sl No	Details of document	Annexure No
1	The detailed format of Unaudited Financial Results for the quarter and half year ended 30 September 2022 together with the Statement of Assets and Liabilities and Cash Flow Statement	A
2	A copy of Limited Review Report given by our Statutory Auditors, M/s C S K Prabhu & Co, (ICAI Regn No: 002485S), Chartered Accountants on the Unaudited Financial Results for the quarter and half year ended 30th September 2022. The extract of results in the prescribed format under Listing Regulations will be published within the stipulated time in the manner laid down under Regulation 47 and 52 of the Listing Regulations in English and Tamil newspapers. The Unaudited Financial Results would also be made available on the website of the Company, www.sakthifinance.com as well as on the website of the BSE Limited, www.bseindia.com .	B
3	Disclosures in accordance with Regulation 52(4) of the Listing Regulations for the quarter and half year ended 30 September 2022	C





Sakthi Finance

Since 1955

Sl No	Details of document	Annexure No
4	An Security Cover Certificate for the Secured listed NCDs from the Statutory Auditors, M/s C S K Prabhu & Co, Chartered Accountants as required under Regulation 54(3) read with Regulation 56(1)(d) of the Listing Regulations	D

This is an intimation / disclosure under Regulation 30,33,52 and 54 and other applicable regulations of the Listing Regulations.

The Board Meeting commenced at 4.30 p.m and concluded at 7.20p.m.

We request you to take the above documents / information on record.

Yours faithfully
For Sakthi Finance Limited


S Venkatesh
Company Secretary and
Chief Compliance Officer
FCS 7012



End: (4)

Cc to : Catalyst Trusteeship Limited, Pune

Statement of Unaudited Financial Results for the Quarter and Half year ended 30th September 2022

(₹ lakhs)


Sl No	Particulars	Quarter Ended			Half year ended		Year Ended
		30.09.2022	30.06.2022	30.09.2021	30.09.2022	30.09.2021	31.03.2022
		(Unaudited)	(Unaudited)	(Unaudited)	(Unaudited)	(Unaudited)	(Audited)
1	Revenue from Operations						
	Interest Income	4,535.71	4,467.33	4,468.07	9,003.04	8,626.06	17,566.97
	Rental Income	7.74	7.73	9.21	15.47	14.81	29.62
	Fees and Commission	114.75	96.67	64.54	211.42	99.81	321.49
	Bad debts recovery	16.49	11.86	11.27	28.35	11.27	37.75
	Sale of power from Windmills	69.64	56.56	80.63	126.20	128.46	177.88
	Total revenue from operations	4,744.33	4,640.15	4,633.72	9,384.48	8,880.41	18,133.71
2	Other Income						
	Miscellaneous income	0.01	0.22	0.03	0.23	0.03	1.40
3	Total Income	4,744.34	4,640.37	4,633.75	9,384.71	8,880.44	18,135.11
	Expenses						
	a. Finance Costs	2,711.67	2,744.52	2,780.87	5,456.19	5,321.73	10,775.85
	b. Fees and commission expenses	29.08	26.65	56.56	55.73	100.20	183.02
4	c. Impairment on Financial Instruments	271.70	214.21	293.00	485.91	557.67	1,034.37
	d. Employee benefits expenses	772.06	769.77	650.45	1,541.83	1,327.26	2,895.60
	e. Depreciation, amortisation and impairment	135.96	133.01	120.93	268.97	240.46	491.07
	f. Other Administrative Expenses	373.44	394.19	383.27	767.63	629.56	1,463.16
	Total Expenses	4,293.91	4,282.35	4,285.08	8,576.26	8,176.88	16,843.07
5	Profit before Exceptional items and Tax (3-4)	450.43	358.02	348.67	808.45	703.56	1,292.04
6	Exceptional items	-	-	-	-	-	-
7	Profit before tax (5-6)	450.43	358.02	348.67	808.45	703.56	1,292.04
	Tax expense:						
8	a Current Tax	192.44	165.08	149.89	357.52	334.74	601.09
	b Deferred Tax	(70.78)	(66.50)	(58.87)	(137.28)	(156.37)	(260.93)
9	Profit after Tax for the period from continuing operations (7-8)	328.77	259.44	257.65	588.21	525.19	951.88
10	Other Comprehensive Income:						
	(i) Items that will not be reclassified to profit or loss :						
	a) Fair value changes in Equity instruments	36.49	13.38	(17.41)	49.87	32.01	22.78
	b) Remeasurement Gain / (Loss) in defined benefit obligations	0.92	-	(3.90)	0.92	(3.90)	13.95
	(ii) Income tax relating to items that will not be reclassified to profit or loss	(12.78)	-	0.98	(12.78)	0.98	(3.51)
11	Other Comprehensive Income	24.63	13.38	(20.33)	38.01	29.09	33.22
12	Total Comprehensive Income for the period (9+11)	353.40	272.82	237.32	626.22	554.28	985.10
	Earnings per equity share (Face Value : ₹ 10 each) : (Not Annualised)						
13	- Basic (₹)	0.55	0.42	0.37	0.97	0.86	1.52
	- Diluted (₹)	0.55	0.42	0.37	0.97	0.86	1.52



STATEMENT OF ASSETS AND LIABILITIES

(₹ lakh)

Particulars	As at	As at
	30.09.2022 (Unaudited)	31-03-2022 (Audited)
ASSETS		
Financial Assets		
Cash and cash equivalents	549.38	1,449.51
Bank Balances other than Cash and Cash equivalents	434.67	1,129.31
Derivative financial instruments		
Receivables :		
(a) Trade Receivables	235.70	169.25
(b) Other Receivables	19.25	16.56
Loans	1,14,600.39	1,10,311.20
Investments	1,895.69	2,487.88
Other Financial assets	1,982.22	1,712.91
Non-Financial Assets		
Inventories	-	-
Current tax assets (net)	-	17.40
Deferred Tax Assets (net)	342.43	217.94
Investment Property	272.91	275.21
Biological assets other than bearer plants	-	-
Property, Plant and Equipment	5,885.35	5,946.63
Right of use assets	1,071.22	1,093.60
Intangible assets under development	-	-
Other Intangible assets	165.07	179.46
Other non-financial assets	1,944.56	1,936.14
Total Assets	1,29,398.84	1,26,943.00
LIABILITIES AND EQUITY		
LIABILITIES		
Financial Liabilities		
Derivative financial instruments	-	-
Payables		
(I) Trade Payables		
(i) total outstanding dues of micro enterprises and small enterprises	5.19	0.28
(ii) total outstanding dues of creditors other than micro enterprises and small enterprises	53.37	127.76
(II) Other Payables		
(i) total outstanding dues of micro enterprises and small enterprises	-	-
(ii) total outstanding dues of creditors other than micro enterprises and small enterprises	199.52	175.13
Debt Securities	45,536.83	41,560.04
Borrowings (Other than Debt Securities)	16,111.58	15,565.69
Deposits	4,763.12	8,540.60
Subordinated Liabilities	40,586.03	39,530.77
Other financial liabilities	1,797.63	1,426.14
Non-Financial Liabilities		
Current tax liabilities (net)	55.99	-
Provisions	193.23	122.65
Deferred tax liabilities (net)	-	-
Other non-financial liabilities	63.98	99.55
Total Liabilities	1,09,366.47	1,07,148.61
EQUITY		
Equity Share capital	6,470.59	6,470.59
Other Equity	13,561.78	13,323.80
Total Equity	20,032.37	19,794.39
Total Liabilities and Equity	1,29,398.84	1,26,943.00



Sakthi Finance Limited
Coimbatore - 18

CASH FLOW STATEMENTS

(₹ lakh)

PARTICULARS	For the Half Year ended	For the Year Ended
	30th September 2022	31st March 2022
	(Unaudited)	(Audited)
A CASH FLOW FROM OPERATING ACTIVITIES		
Profit before tax	808.45	1,292.04
Adjustment to reconcile profit before tax to net cash flows :		
Non-cash expenses		
Depreciation and amortisation	268.97	491.07
Impairment on Loan Assets	407.18	878.54
Bad debts and write-offs	74.15	157.35
Remeasurement gain/(loss) on defined benefit plans	0.92	13.95
Impairment on investments	(3.24)	3.17
Impairment on Trade receivables	7.82	(4.69)
Amortization of fees and Commission on financial liability	85.31	268.34
Income/expenses considered separately		
Income from investing activities	(104.18)	(377.04)
Net gain/loss on derecognition of property, plant and equipment	2.71	0.12
Finance costs	5,456.19	10,775.85
Operating profit before working capital changes	7,004.28	13,498.70
Movements in Working Capital:		
Decrease / (increase) in loans	(4,770.52)	(1,993.36)
Decrease / (increase) in Trade receivables	(74.27)	17.85
Decrease / (increase) in other receivables	(2.69)	(13.04)
Decrease / (increase) in Other financial assets	(259.00)	134.35
Decrease / (increase) in Other Non - financial assets	(21.20)	(1,587.65)
Increase / (decrease) in Trade Payables	(69.47)	(15.84)
Increase / (decrease) in Other Payables	24.39	23.65
Increase / (decrease) in Other financial liabilities	386.67	(300.78)
Increase / (decrease) in Other Non - financial liabilities	(35.57)	31.09
Increase / (decrease) in Provisions	70.58	4.56
Cash used in operations	(4,751.08)	(3,699.17)
Income taxes paid (net of refunds)	(284.13)	(665.78)
Interest received on Bank deposits	18.00	158.80
Finance costs paid	(4,432.55)	(9,082.00)
Net Cash flows from / (used in) Operating Activities (A)	(2,445.48)	210.55
B. CASH FLOW FROM INVESTING ACTIVITIES		
Purchase of property, plant and equipment and intangible assets	(171.93)	(324.69)
Purchase of investments at amortised cost	-	-
Proceeds from sale of investments at amortised cost	645.30	200.00
Proceeds from sale of property, plant and equipment and intangible assets	0.60	0.03
Interest income received from investment at amortised cost	86.18	218.24
Increase in earmarked balances with banks	694.64	(753.52)
Net cash flows from / (used in) Investing Activities (B)	1,254.79	(659.94)



Sakthi Finance Limited
Coimbatore - 18

(₹ lakh)

PARTICULARS	For the Half Year ended 30th September 2022	For the Year Ended 31st March 2022
	(Unaudited)	(Audited)
C. CASH FLOW FROM FINANCING ACTIVITIES		
Proceeds from issue of equity shares	-	
Issue expense of Debt Securities	12.78	(12.78)
Proceeds from borrowings through Debt Securities	11,391.00	18,779.68
Repayment of borrowings through Debt Securities	(7,433.36)	(5,990.96)
Proceeds from borrowings through Deposits	-	-
Repayment of borrowings through Deposits	(3,789.80)	(8,601.79)
Proceeds from borrowings other than Debt Securities	-	-
Repayment of borrowings other than Debt Securities	(1,196.23)	(3,528.23)
Proceeds from borrowings through Sub-Ordinated Liabilities	-	5,090.47
Repayment of borrowings through Sub-Ordinated Liabilities	17.60	(763.89)
(Increase) / decrease in loan repayable on demand	1,712.35	(4,050.93)
Lease liability paid	(35.55)	1.46
Dividend paid (including tax)	(388.24)	(388.24)
Net cash flows from Financing Activities	290.55	534.79
Net increase / (decrease) in cash and cash equivalents	(900.13)	85.40
Cash and cash equivalents at the beginning of the year	1,449.51	1,364.11
Cash and cash equivalents at the end of the year	549.38	1,449.51
Net cash provided by / (used in) Operating Activities includes:		
Interest received	8,898.86	17,189.93
Interest paid	(4,432.55)	(9,082.00)
Net cash provided by / (used in) operating activities	4,466.31	8,107.93
Cash and cash equivalents at the end of the years:		
i) Cash in hand	253.97	270.41
ii) Cheques on hand	1.00	48.71
iii) Balances with banks (of the nature of cash and cash equivalents)	294.41	1,130.39
Total	549.38	1,449.51



Sakthi Finance Limited
Coimbatore – 18

Notes:

1. The above Unaudited Financial Results ("**UFR**") have been prepared in accordance with the Indian Accounting Standards ("**Ind AS**") notified under Section 133 of the Companies Act 2013 ("**the Act**") read with the Companies (Indian Accounting Standards) Rules 2015 and accordingly, these financial results together with the comparative reporting period have been prepared in accordance with the recognition and measurement principles laid down in Indian Accounting Standard 34 "Interim Financial Reporting" ("**Ind AS 34**") in compliance with Regulation 33 and 52 of the SEBI (Listing Obligations and Disclosure Requirements) Regulations 2015 ("**Listing Regulations**"), as amended. Any application guidance / clarifications / directions issued by the Reserve Bank of India will be implemented as and when they are issued / applicable.
2. The above UFR for the quarter ended 30th September 2022 have been reviewed by the Audit Committee and approved by the Board of Directors at their meetings held on 10th November 2022 respectively.
3. The Statutory Auditors of the Company have conducted a limited review on the UFR for the quarter and half year ended 30th September 2022.
4. In terms of the requirement as per the RBI notification no. RBI/2019-2020/170 DOR(NBFC).CC.PD.No109/22.10.106/2019-20 dated 13th March 2020 on implementation of Ind AS, Non-Banking Financial Companies are required to create an impairment reserve for any shortfall in impairment allowances under Ind AS 109 and Income Recognition, Asset Classification and Provisioning ("**IRACP**") norms (including provision on standard assets). As such the impairment allowances under Ind AS 109 made by the company exceeds the total provisions required under IRACP (including standard assets provisioning) as at 30th September 2022 and accordingly, there is no amount is required to be transferred to impairment reserve.
5. In terms of RBI Circular No. RBI/2020-21/16 DOR.No.BP.BC/3/21.04.048/2020-21 dated 6th August 2020 in relation to the Resolution Framework for COVID-19-related stress, disclosure is as follows:

Type of Borrowers	Number of accounts where resolution plan has been implemented under this window	Exposure to such accounts before implementation of the plan (Amount in ₹ Lakhs)	Aggregate amount of debt that was converted into other securities	Additional funding sanctioned, if any including between invocation of the plan and implementation	Increase in provision on account of implementation of resolution plan (Amount in ₹ Lakhs)
Personal Loans	391.23	48.14	-	142.75	200.34
Corporate Loans	-	-	-	-	-



Of which MSMEs	-	-	-	-	-
Others	-	-	-	-	-
Total	391.23	48.14	-	142.75	200.34

6. The Public Issue proceeds of Secured, Redeemable, Non-Convertible Debentures ("**NCDs**") for an amount not exceeding ₹ 50 crore with an option to retain over-subscription for an amount not exceeding ₹ 50 crore, aggregating ₹ 100 crore were fully utilized by the Company as on 30th September 2022.
7. The Company's Secured, Redeemable, Non-Convertible Debentures ("**NCDs**") are secured by mortgage of identified immovable properties and charge on the specified hire purchase receivables of the Company with a cover of 100%/110% of outstanding (principal and interest accrued thereon) as per the terms of the issue.
8. The Company is primarily engaged in the business of financing and accordingly there are no separate reportable segments as identified as per Ind AS 108 on 'Operating Segments'.
9. The Code on Social Security 2020 ("**the Code**") has been enacted and the effective date from which changes are applicable and the rules thereunder is yet to be notified. The actual impact on account of this change will be evaluated and accounted for when notification becomes effective.
10. Disclosure as required by Regulation 52(4) of the Listing Regulations 2015 is enclosed in **Appendix I**.
11. Previous period / year figures have been regrouped / re-arranged / re-classified, wherever necessary to conform to the current period presentation.

By Order of the Board
For Sakthi Finance Limited



M. Balasubramaniam
Vice Chairman and Managing Director
DIN : 00377053

10th November 2022
Coimbatore - 18

Sakthi Finance Limited
Coimbatore - 18

Extract of Statement of Unaudited Financial Results for the
Quarter and Half year ended 30th September 2022

(₹ lakh)

Particulars	Quarter Ended			Half year Ended		Year Ended
	30-09-2022	30-06-2022	30-09-2021	30-09-2022	30-09-2021	31-03-2022
	(Unaudited)	(Unaudited)	(Unaudited)	(Unaudited)	(Unaudited)	(Audited)
Total Revenue from Operations (net)	4,744.33	4,640.15	4,633.72	9,384.48	8,880.41	18,133.71
Net Profit / (Loss) for the period (before tax and Exceptional Items)	450.43	358.02	348.67	808.45	703.56	1,292.04
Net Profit / (Loss) for the period before tax (after Exceptional Items)	450.43	358.02	348.67	808.45	703.56	1,292.04
Net Profit / (Loss) for the period after tax (after Exceptional Items)	328.77	259.44	257.65	588.21	525.19	951.88
Other Comprehensive Income (net of tax)	24.63	13.38	(20.33)	38.01	29.09	33.22
Total Comprehensive Income for the period [comprising Profit / (Loss) for the period (after tax) and Other Comprehensive Income (net of tax)]	353.40	272.82	237.32	626.22	554.28	985.10
Paid-up equity share capital (Face value : ₹ 10 per share)	6,470.59	6,470.59	6,470.59	6,470.59	6,470.59	6,470.59
Reserves (excluding Revaluation Reserve)	-	-	-	-	-	10,814.28
Securities Premium Account	1,429.80	1,429.80	1,429.80	1,429.80	1,429.80	1,429.80
Net worth	17,370.47	17,424.63	17,053.45	17,370.47	17,053.45	17,095.14
Paid up Debt Capital/ Outstanding Debt	0.33	0.42	0.37	0.33	0.37	0.39
Outstanding Redeemable Preference Shares	NA	NA	NA	NA	NA	NA
Debt Equity Ratio	6.24	6.28	6.48	6.24	6.48	6.22
Earnings per share (₹ 10 each) (for continuing operations) :						
a. Basic (₹)	0.55	0.42	0.37	0.97	0.86	1.52
b. Diluted (₹)	0.55	0.42	0.37	0.97	0.86	1.52
Capital Redemption Reserve	NA	NA	NA	NA	NA	NA
Debenture Redemption Reserve	NA	NA	NA	NA	NA	NA
Debt Service Coverage Ratio	NA	NA	NA	NA	NA	NA
Interest Service Coverage Ratio	NA	NA	NA	NA	NA	NA

Notes :

- The above is an extract of the detailed format of the Unaudited Financial Results filed with Stock Exchange under Regulation 33 of SEBI (Listing Obligations and Disclosure Requirements) Regulations 2015. The full format of the Unaudited Financial Results are available on the BSE Ltd website ([URL:www.bseindia.com/corporates](http://www.bseindia.com/corporates)) and company's website, www.sakthifinance.com.
- Disclosures in accordance with Regulation 52(4) of the Listing Regulations have been submitted to BSE Limited and the disclosures can be accessed on the BSE website ([URL : www.bseindia.com/corporates](http://www.bseindia.com/corporates)).

By Order of the Board
For Sakthi Finance Limited



M Balasubramaniam
Vice Chairman and Managing Director
DIN 00377053

10th November 2022
Coimbatore - 18



ANNEXURE-B

Independent Auditor's Review Report on quarterly Unaudited Financial Results of the Company Pursuant to the Regulation 33 and Regulation 52 of the SEBI (Listing Obligations and Disclosure Requirements) Regulations, 2015 (as amended)

Review Report

To the Board of Directors of Sakthi Finance Limited, Coimbatore

1. We have reviewed the accompanying unaudited financial results of Sakthi Finance Limited ("the Company") for the quarter ended September 30, 2022 and the year to date results for the period April 01, 2022 to September 30, 2022, which are included in the accompanying Statement of Unaudited Financial Results for the Quarter and Six months ended September 30, 2022, the Statement of Assets and Liabilities as on that date and the Statement of Cash Flows for the half-year ended on that date ("the Statement") being submitted by the Company pursuant to the requirements of Regulation 33 and Regulation 52 of the SEBI (Listing Obligations and Disclosure Requirements) Regulations, 2015, as amended ("the Listing Regulations, 2015"), including relevant circulars issued by the SEBI from time to time. We have initialed the Statement for identification purposes only.
2. The Statement, which is the responsibility of the Company's Management and approved by the Company's Board of Directors, has been prepared in accordance with the recognition and measurement principles laid down in Indian Accounting Standard 34 "Interim Financial Reporting" ("Ind AS 34"), prescribed under Section 133 of the Companies Act, 2013, read with relevant Rules issued thereunder, other accounting principles generally accepted in India and is in compliance with the presentation and disclosure requirements of the Listing Regulations, 2015, including relevant circulars issued by SEBI from time to time. Our responsibility is to express a conclusion on the Statement based on our review.
3. We conducted our review of the Statement in accordance with the Standard on Review Engagements (SRE) 2410, Review of Interim Financial Information Performed by the Independent Auditor of the Entity, issued by the Institute of Chartered Accountants of India. This standard requires that we plan and perform the review to obtain moderate assurance as to whether the financial statements are free of material misstatement. A review is limited primarily to inquiries of company personnel and analytical procedures applied to financial data and thus provides less assurance than an audit. We have not performed an audit and accordingly, we do not express an audit opinion.

Page 1 of 2



**M/s.CSK Prabhu & Co
Chartered Accountants**

**F4,4th Floor, Srivari Kikani Centre,
No:2, Krishnaswamy Mudaliar Road,
Coimbatore - 641002**

4. Based on our review conducted as above, nothing has come to our attention that causes us to believe that the accompanying Statement has not been prepared in accordance with the recognition and measurement principles laid down in Ind AS 34, prescribed under Section 133 of the Companies Act, 2013, read with relevant Rules issued thereunder, other accounting principles generally accepted in India and is in compliance with the presentation and disclosure requirements of Listing Regulations, 2015, including relevant circulars issued by SEBI from time to time, or that it contains any material misstatement, or that it has not been prepared in accordance with the relevant prudential norms issued by the Reserve Bank of India (RBI) in respect of Income recognition, asset classification, provisioning and other related matters, to the extent those are not inconsistent with the Indian Accounting Standards prescribed under Section 133 of the Companies Act, 2013.
-

**For CSK Prabhu & Co
Chartered Accountants
Firm Registration Number:002485S**



**CSK Prabhu
Partner**

Membership Number: 019811

UDIN: 22019811BCTOQJ9227

Place: Coimbatore

Date: November 10, 2022

**Extract of Statement of Unaudited Financial Results for the
Quarter and Half year ended 30th September 2022**

(₹ lakh)

Particulars	Quarter Ended			Half year Ended		Year Ended
	30-09-2022	30-06-2022	30-09-2021	30-09-2022	30-09-2021	31-03-2022
	(Unaudited)	(Unaudited)	(Unaudited)	(Unaudited)	(Unaudited)	(Audited)
Total Revenue from Operations (net)	4,744.33	4,640.15	4,633.72	9,384.48	8,880.41	18,133.71
Net Profit / (Loss) for the period (before tax and Exceptional Items)	450.43	358.02	348.67	808.45	703.56	1,292.04
Net Profit / (Loss) for the period before tax (after Exceptional Items)	450.43	358.02	348.67	808.45	703.56	1,292.04
Net Profit / (Loss) for the period after tax (after Exceptional Items)	328.77	259.44	257.65	588.21	525.19	951.88
Other Comprehensive Income (net of tax)	24.63	13.38	(20.33)	38.01	29.09	33.22
Total Comprehensive Income for the period [comprising Profit / (Loss) for the period (after tax) and Other Comprehensive Income (net of tax)]	353.40	272.82	237.32	626.22	554.28	985.10
Paid-up equity share capital (Face value : ₹ 10 per share)	6,470.59	6,470.59	6,470.59	6,470.59	6,470.59	6,470.59
Reserves (excluding Revaluation Reserve)	-	-	-	-	-	10,814.28
Securities Premium Account	1,429.80	1,429.80	1,429.80	1,429.80	1,429.80	1,429.80
Net worth	17,370.47	17,424.63	17,053.45	17,370.47	17,053.45	17,095.14
Paid up Debt Capital/ Outstanding Debt	0.33	0.42	0.37	0.33	0.37	0.39
Outstanding Redeemable Preference Shares	NA	NA	NA	NA	NA	NA
Debt Equity Ratio	6.24	6.28	6.48	6.24	6.48	6.22
Earnings per share (₹ 10 each) (for continuing operations) :						
a. Basic (₹)	0.55	0.42	0.37	0.97	0.86	1.52
b. Diluted (₹)	0.55	0.42	0.37	0.97	0.86	1.52
Capital Redemption Reserve	NA	NA	NA	NA	NA	NA
Debenture Redemption Reserve	NA	NA	NA	NA	NA	NA
Debt Service Coverage Ratio	NA	NA	NA	NA	NA	NA
Interest Service Coverage Ratio	NA	NA	NA	NA	NA	NA

Notes :

- The above is an extract of the detailed format of the Unaudited Financial Results filed with Stock Exchange under Regulation 33 of SEBI (Listing Obligations and Disclosure Requirements) Regulations 2015. The full format of the Unaudited Financial Results are available on the BSE Ltd website ([URL:www.bseindia.com/corporates](http://www.bseindia.com/corporates)) and company's website, www.sakthifinance.com.
- Disclosures in accordance with Regulation 52(4) of the Listing Regulations have been submitted to BSE Limited and the disclosures can be accessed on the BSE website ([URL : www.bseindia.com/corporates](http://www.bseindia.com/corporates)).

By Order of the Board
For Sakthi Finance Limited



M Balasubramaniam
Vice Chairman and Managing Director
DIN 00377053

10th November 2022
Coimbatore - 18

Compliance related to disclosure of certain ratios and other financial information as required under Regulation 52(4) of the Listing Regulations

(₹ lakhs)

Sl No	Particular	Quarter Ended			Half Year Ended		Year Ended
		30th September 2022	30th June 2022	30th September 2021	30th September 2022	30th September 2021	31st March 2022
1	Debt - Equity Ratio (Refer Note 2)	6.24	6.28	6.48	6.24	6.48	6.22
2	Debt Service Coverage Ratio	NA	NA	NA	NA	NA	NA
3	Interest Service Coverage Ratio	NA	NA	NA	NA	NA	NA
4	Outstanding Redeemable Preference Shares (quantity and value)	NA	NA	NA	NA	NA	NA
5	Capital Redemption Reserve	Nil	Nil	Nil	Nil	Nil	Nil
6	Debenture Redemption Reserve	Nil	Nil	Nil	Nil	Nil	Nil
7	Net worth (Refer Note 3)	17,370.47	17,424.63	17,053.45	17,370.47	17,053.45	17,095.14
8	Net profit / (loss) after tax	328.77	259.44	257.65	588.21	525.19	951.88
9	Earnings per Share						
	- Basic	0.55	0.42	0.37	0.97	0.86	1.52
	- Diluted	0.55	0.42	0.37	0.97	0.86	1.52
10	Current Ratio	NA	NA	NA	NA	NA	NA
11	Long Term debt to Working Capital	NA	NA	NA	NA	NA	NA
12	Bad Debts to Accounts Receivable Ratio	NA	NA	NA	NA	NA	NA
13	Current Liability Ratio	NA	NA	NA	NA	NA	NA



Sakthi Finance Limited
Coimbatore – 18

Sl No	Particular	Quarter Ended			Half Year Ended		Year Ended
		30th September 2022	30th June 2022	30th September 2021	30th September 2022	30th September 2021	31st March 2022
14	Total debts to total Assets (Refer Note 4)	0.76	0.77	0.79	0.76	0.79	0.77
15	Debtor turnover	NA	NA	NA	NA	NA	NA
16	Inventory turnover	NA	NA	NA	NA	NA	NA
17	Operating Margin (%)	NA	NA	NA	NA	NA	NA
18	Net Profit margin (%) (Refer Note 5)	6.93	5.59	6.27	6.93	6.27	5.56
19	Sector specific equivalent ratios, as applicable						
	i) Gross Non-performing Assets (GNPA) % (Refer Note 6)	5.69	5.20	5.68	5.69	5.68	5.18
	ii) Net Non-Performing Assets (NNPA) % (Refer Note 7)	2.66	2.09	2.55	2.66	2.55	2.12
	iii) Provision Coverage Ratio (PCR %) (Refer Note 8)	54.70	61.06	56.55	54.70	56.55	60.37
	iv) Capital Adequacy Ratio (%) (Refer Note 9)	19.27	21.66	23.12	19.27	23.12	21.66

Notes :

1. Certain ratios/line items marked with remark "NA" are not applicable since the Company is a Non Banking Financial Company registered with the Reserve Bank of India
2. Debt - Equity ratio = [Debt Securities + Borrowings (Other than Debt Securities) + Deposits + Subordinated Liabilities] / [Equity Share capital + Other equity]
3. Net worth = [Equity shares Capital + other equity]
4. Total debts to total assets = [Debt Securities + Borrowings (Other than Debt Securities) + Deposits + Subordinated Liabilities] / Total assets
5. Net profit margin (%) = Profit after tax / Total Income
6. Gross Non-performing Assts (GNPA) % = Gross Stage III assets / Gross Loan Assets
7. Net Non-performing Assts (NNPA) % = [Gross Stage III assets - impairment loss allowance for Stage III assets] / [Gross loan assets - Impairment loss allowance for Stage III assets]
8. Provision Coverage Ratio (PCR %) = Impairment loss allowance for Stage III assets / Gross Stage III assets
9. Capital Adequacy Ratio has been computed as per relevant RBI guidelines





ANNEXURE-D

To
The Board of Directors
Sakthi Finance Limited
62, Dr.Nanjappa Road
Coimbatore - 641 018.

**Certificate on Statement of Security Cover and Compliance with
relevant Covenants with respect to Listed Non-Convertible
Debentures Outstanding as at September 30, 2022**

1. The certificate is issued in accordance with the terms of our engagement letter dated October 27, 2022.
2. We, CSK Prabhu & Co, Chartered Accountants, the statutory auditors of Sakthi Finance Limited ("**the Company**"), have been requested by the management of the Company to certify the book value of assets charged against the listed Secured Non-Convertible Debentures ("**NCDs**") ("**Listed Debt Securities**") issued by the Company mentioned in the accompanying "**Statement of Security Cover as on September 30, 2022**" ("**the Statement**") in Annexure B and compliance with covenants/terms of issue in respect of Listed Debt Securities of the Company as mentioned in the accompanying "**Statement of Security Cover and Compliance with Covenants as on September 30, 2022**" ("**Annexure A**") for submission to the Securities and Exchange Board of India ("**SEBI**") pursuant to Regulation 56(1)(d) of the SEBI (Listing Obligations and Disclosure Requirements) Regulations, 2015, as amended by its circular no. SEBI/HO/MIRSD/MIRSD_CRADT/COR/P/2022/67 dated May 19, 2022, the Stock Exchange ("**BSE Ltd**") and to Debenture Trustees of the Listed Debt Securities pursuant to Regulation 15(1)(t) of the Securities and Exchange Board of India (Debenture Trustees) Regulations, 1993, as amended from time to time, (together referred to as the "**Regulations**"). The Statement and Annexure A have been initialed by us for identification purpose only.

Management's Responsibility

3. The preparation of the accompanying Statement and Annexure A from the unaudited books of account, unaudited financial results of the Company for the six months ended September 30, 2022, and other relevant records and documents, is the responsibility of the Management of the Company, including the preparation and maintenance of all accounting and other relevant supporting records and documents. This responsibility includes designing, implementing and maintaining internal control relevant to the preparation and presentation of the Statement, and applying an appropriate basis of preparation; and making estimates that are reasonable in the circumstances.



4. The Management is also responsible for maintenance of Security Cover and Compliance with all the covenants of the respective Prospectus/Debenture Trust Deeds in the manner as may be specified by SEBI and adherence with all other applicable conditions mentioned in the Regulations in connection with the Statement and Annexure A.

Auditor's Responsibility

5. Our responsibility is to provide a limited assurance as to whether:
 - i) the particulars contained in the aforesaid Statement with respect to Book Value of Asset charged against Listed Debt Securities issued by the Company are in agreement with the Unaudited Books of Accounts, Unaudited Financial Results for the six months ended September 30, 2022, and other relevant records and documents maintained by the Company and;
 - ii) the Company has complied with covenants/terms of the issue in respect of Listed Debt Securities of the Company as mentioned in the accompanying Annexure A.
6. We have not performed an audit, the objective of which would be the expression of an opinion on the financial statements, specified elements, accounts or items thereof, for the purpose of this certificate. Accordingly, we do not express such an opinion.
7. The Unaudited Financial Results for the six months ended September 30, 2022, have been reviewed by us, on which we have issued an unmodified conclusion vide our Report dated November 10, 2022. Our review of these Financial Results was conducted in accordance with the Standard on Review Engagements ("**SRE**") 2410 'Review of Interim Financial Information Performed by the Independent Auditor of the Entity', issued by the Institute of Chartered Accountants of India ("**ICAI**"). This standard requires that we plan and perform the review to obtain moderate assurance as to whether the financial results are free of material misstatement.
8. We conducted our examination of the Statement and Annexure A in accordance with the Guidance Note on Reports or Certificates for Special Purposes (the "**Guidance Note**") issued by the ICAI and the Standards on Auditing specified under Section 143(10) of the Companies Act, 2013 in so far as applicable for the purpose of this Certificate, which includes the concepts of test checks and materiality. The Guidance Note requires that we comply with the ethical requirements of the Code of Ethics issued by the ICAI.
9. We have complied with the relevant applicable requirements of the Standard on Quality Control ("**SQC**") 1, Quality Control for Firms that perform Audits and Reviews of Historical Financial Information, and Other Assurance and Related Services Engagements.





Conclusion

10. Based on our review as detailed in paragraph 5 above and according to the information, explanation and representations provided to us by the Management of the Company, nothing has come to our attention that causes us to believe that:
- the particulars contained in the aforesaid Statement with respect to Book Value of Asset charged against Listed Debt Securities issued by the Company are not in agreement with the unaudited books of accounts, unaudited financial results for the six months ended September 30, 2022, and other relevant records and documents maintained by the Company; and
 - the Company has not complied with covenants/terms of the issue in respect of Listed Debt Securities of the Company as mentioned in the accompanying Annexure A.

Restriction on Use

11. This certificate is addressed to and provided to the Board of Directors of the Company solely for the purpose of submission to Debenture Trustees, BSE Ltd and SEBI in accordance with the Regulations and should not be used for any other purpose. Accordingly, we do not accept or assume any liability or any duty of care for any other purpose or to any other person to whom this report is shown or into whose hands it may come without our prior consent in writing.

For CSK Prabhu & Co
Chartered Accountants
Firm Reg. No.: 002485S



CSK Prabhu
Partner
Membership No.019811
UDIN: 22019811BCTPLL3967

Coimbatore
November 10, 2022

Annexure A

Statement of Security Cover and Compliance with Covenants as on September 30, 2022

Security cover in respect of listed debt securities of the listed entity under SEBI Circular SEBI/HO/MIRSD/MIRSD CRADT/CIR/P/2022/67 dated May 19, 2022

We hereby certify that:

A. The listed entity i.e. **Sakthi Finance Limited** (the '**Company**') has vide its Board Resolutions, Prospectus and under various Debenture Trust Deeds, issued the Listed Debt Securities (Non-Convertible Debentures/NCDs) and the amount outstanding as at September 30, 2022 is Rs.36,001.10 Lakhs as per **Exhibit 1**.

B. Security cover for Secured Debt Securities

- i) The financial information as on September 30, 2022, has been extracted from the unaudited books of account, unaudited financial results for the six months ended September 30, 2022, and other relevant records and documents maintained by the Company.
- ii) The assets of the Company provide coverage of 1.06 times of the interest and principal amount, which is in accordance with the terms of the Issue/Debenture Trust Deed (Calculation as per "Statement of Security Cover as on September 30, 2022") ("**Annexure B**").

C. Compliance of all the Covenants/Terms of the issue in respect of Listed Debt Securities of the Listed Entity

We confirm that the Company has complied with the following Covenants/Terms of the Issue of the Listed Debt Securities:

NCD Series	Financial Covenants	Status
All Listed NCDs Outstanding as at September 30,2022	Maintain 100% Security Cover or Security Cover as per the terms of Prospectus and/or Debenture Trust Deeds at all the time on Total Amount Outstanding (including Interest Accrued) for the NCDs as at September 30, 2022.	Complied



Notes:

1. This Statement is prepared in accordance with Regulation 15(1)(t) of the Securities and Exchange Board of India (Debenture Trustees) Regulations, 1993 as amended vide notification No. SEBVLAO-NRO/GN/2020/34 dated October 8, 2020 and notification No. SEBVJ.ADNRO/GN/2022/78 dated April 11, 2022 and to the Securities and Exchange Board of India ("**SEBI**") pursuant to Regulation 54 read with Regulation 56(1)(d) of the SEBI (Listing Obligations and Disclosure Requirements) Regulations 2015 as amended vide circular no. EBVHO/MIRSD/MIRSD_CRADT/COR/P/2022/67 dated May 19, 2022 (together referred to as the "**Regulations**").

2. Other than that, stated above, there is/are no covenant/s specified in the Prospectus of the listed non-convertible debt securities that the Company needs to comply with.

3. The assets offered as security are loans given by the Company and hence not eligible for market valuations. Wherever Immovable Properties are offered as security for Listed Debt Securities, market valuations have been obtained by the Company.

Coimbatore
November 10, 2022.



For Sakthi Finance Limited

A handwritten signature in blue ink, appearing to read "Srinivasan Anand".


Srinivasan Anand
Chief Financial Officer



Exhibit 1

Outstanding Secured Non- Convertible Debentures (including interest accrued)
as at September 30, 2022:

S.No	Series	ISIN	Facility	Type of Charge	Sanctioned Amount (Rs lakh)	Interest Accrued (Rs lakh)	Outstanding Amount (Rs lakh)	Cover Required (Rs lakh)	Assets Required (Rs lakh)
1	NCD Public Issue - III	INE302E07227	Non Convertible Debentures	Exclusive	1,909.01	-	1,909.01	1,909.01	1,909.01
2	NCD Public Issue - III	INE302E07235	Non Convertible Debentures	Exclusive	292.14	14.79	306.93	306.93	306.93
3	NCD Public Issue - III	INE302E07243	Non Convertible Debentures	Exclusive	1,541.34	610.77	2,152.11	2,152.11	2,152.11
4	NCD Public Issue - IV	INE302E07276	Non Convertible Debentures	Exclusive	811.80	-	811.80	811.80	811.80
5	NCD Public Issue - IV	INE302E07284	Non Convertible Debentures	Exclusive	141.50	6.98	148.48	148.48	148.48
6	NCD Public Issue - IV	INE302E07292	Non Convertible Debentures	Exclusive	793.53	206.27	999.80	999.80	999.80
7	NCD Public Issue - IV	INE302E07300	Non Convertible Debentures	Exclusive	1,894.23	-	1,894.23	1,894.23	1,894.23
8	NCD Public Issue - IV	INE302E07318	Non Convertible Debentures	Exclusive	248.73	12.59	261.32	261.32	261.32
9	NCD Public Issue - IV	INE302E07326	Non Convertible Debentures	Exclusive	1,129.16	301.87	1,431.03	1,431.03	1,431.03
10	NCD Public Issue - V	INE302E07334	Non Convertible Debentures	Exclusive	2,948.94	-	2,948.94	2,948.94	2,948.94
11	NCD Public Issue - V	INE302E07342	Non Convertible Debentures	Exclusive	3,213.84	375.17	3,589.01	3,589.01	3,589.01
12	NCD Public Issue - V	INE302E07359	Non Convertible Debentures	Exclusive	1,663.12	-	1,663.12	1,663.12	1,663.12



13	NCD Public Issue - V	INE302E07367	Non Convertible Debentures	Exclusive	1,595.15	191.33	1,786.48	1,786.48	1,786.48
14	NCD Public Issue - V	INE302E07375	Non Convertible Debentures	Exclusive	3,566.23	-	3,566.23	3,566.23	3,566.23
15	NCD Public Issue - V	INE302E07383	Non Convertible Debentures	Exclusive	2,106.90	259.50	2,366.40	2,366.40	2,366.40
16	NCD Public Issue - VI	INE302E07409	Non Convertible Debentures	Exclusive	826.37	-	826.37	826.37	826.37
17	NCD Public Issue - VI	INE302E07417	Non Convertible Debentures	Exclusive	1,235.12	44.97	1,280.09	1,280.09	1,280.09
18	NCD Public Issue - VI	INE302E07425	Non Convertible Debentures	Exclusive	412.01	-	412.01	412.01	412.01
19	NCD Public Issue - VI	INE302E07433	Non Convertible Debentures	Exclusive	681.25	25.55	706.80	706.80	706.80
20	NCD Public Issue - VI	INE302E07441	Non Convertible Debentures	Exclusive	227.64	-	227.64	227.64	227.64
21	NCD Public Issue - VI	INE302E07458	Non Convertible Debentures	Exclusive	126.30	4.87	131.17	131.17	131.17
22	NCD Public Issue - VI	INE302E07466	Non Convertible Debentures	Exclusive	4,374.51	-	4,374.51	4,374.51	4,374.51
23	NCD Public Issue - VI	INE302E07474	Non Convertible Debentures	Exclusive	2,116.80	90.82	2,207.62	2,207.62	2,207.62
Total					33,855.62	2,145.48	36,001.10	36,001.10	36,001.10



Annexure - B

Statements of Security Cover as on September 30, 2022

(All amounts are Rs. In Lakhs)

Column A	Column B	Column C	Column D	Column E	Column F	Column G	Column H	Column I	Column J	Column K	Column L	Column M	Column N	Column O
Particulars	Description of asset for which this certificate relate	Exclusive Charge	Exclusive Charge	Pari-Passu Charge	Pari-Passu Charge	Pari-Passu Charge	Assets not offered as Security	Elimination (amount in negative)	(Total C to H)	Related to only those items covered by this certificate				
		Debt for which this certificate being issued	Other Secured Debt	Debt for which this certificate being issued	Assets shared by pari passu debt holder (includes debt for which this certificate is issued & other debt with pari-passu charge)	Other assets on which there is pari- Passu charge (excluding items covered in column F)	Debt amount considered more than once (due to exclusive plus pari passu charge)	Market Value for Assets charged on Exclusive basis	Carrying /Book value for exclusive charge assets where market value is not ascertainable or applicable (For Eg. Bank Balance, DSRA market value is not applicable)	Market Value for Pari passu charge Assets	Carrying value/Book value for pari passu charge assets where market value is not ascertainable or applicable (For Eg. Bank Balance, DSRA market value is not applicable)	Total Value=(K+L+M+N)		
		Book Value	Book Value	Yes/ No	Book Value	Book Value					Relating to Column F			
ASSETS														
Property, Plant and Equipment		11.59	-	No	-	-	5,873.77	-	5,885.36	105.25	-	-	-	105.25
Capital Work-in- Progress		-	-	NA	-	-	-	-	-	-	-	-	-	-
Right of Use Assets		-	-	NA	-	-	1,071.22	-	1,071.22	-	-	-	-	-
Goodwill		-	-	NA	-	-	-	-	-	-	-	-	-	-
Intangible Assets		-	-	NA	-	-	165.06	-	165.06	-	-	-	-	-
Intangible Assets under Development		-	-	NA	-	-	-	-	-	-	-	-	-	-
Investment Property		-	-	NA	-	-	272.91	-	272.91	-	-	-	-	-
Investments		-	-	NA	-	-	1,895.69	-	1,895.69	-	-	-	-	-
Loans	Standard Loan Receivables	38,297.65	35,792.20	No	-	-	40,510.54	-	1,14,600.39	-	38,297.65	-	-	38,297.65
Inventories		-	-	NA	-	-	-	-	-	-	-	-	-	-
Trade Receivables		-	-	NA	-	-	254.95	-	254.95	-	-	-	-	-
Cash and Cash Equivalents		-	-	NA	-	-	549.38	-	549.38	-	-	-	-	-
Bank Balances other than Cash & Cash Equivalents		-	-	NA	-	-	434.67	-	434.67	-	-	-	-	-
Others														
Other Financial Assets		-	-	NA	-	-	1,982.22	-	1,982.22	-	-	-	-	-
Deferred Tax Assets		-	-	NA	-	-	342.43	-	342.43	-	-	-	-	-
Other Non-Financial Assets		-	-	NA	-	-	1,944.56	-	1,944.56	-	-	-	-	-
Total		38,309.24	35,792.20				55,297.40		1,29,398.84	105.25	38,297.65			38,402.90



Annexure - B

Statements of Security Cover as on September 30, 2022

(All amounts are Rs. In Lakhs)

Column A	Column B	Column C	Column D	Column E	Column F	Column G	Column H	Column I	Column J	Column K	Column L	Column M	Column N	Column O
Particulars	Description of asset for which this certificate relates	Exclusive Charge	Exclusive Charge	Pari-Passu Charge	Pari-Passu Charge	Pari-Passu Charge	Assets not offered as Security	Elimination (amount in negative)	(Total C to H)	Related to only those items covered by this certificate				
		Debt for which this certificate being issued	Other Secured Debt	Debt for which this certificate being issued	Assets shared by pari passu debt holder (includes debt for which this certificate is issued & other debt with pari-passu charge)	Other assets on which there is pari-Passu charge (excluding items covered in column F)	Debt amount considered more than once (due to exclusive plus pari passu charge)	Market Value for Assets charged on Exclusive basis	Carrying /Book value for exclusive charge assets where market value is not ascertainable or applicable (For Eg. Bank Balance, DSRA market value is not applicable)	Market Value for Pari passu charge Assets	Carrying value/Book value for pari passu charge assets where market value is not ascertainable or applicable (For Eg. Bank Balance, DSRA market value is not applicable)	Total Value=(K+L+M+N)		
		Book Value	Book Value	Yes/ No	Book Value	Book Value					Relating to Column F			
LIABILITIES														
Debt securities to which this certificate pertains	Secured Non Convertible Debentures	36,001.10	10,082.82	-	-	-	11,417.01	-	57,500.93	-	-	-	-	36,001.10
Other debt sharing pari-passu charge with above debt			-	-	-	-	-	-	-	-	-	-	-	-
Other Debt			-	-	-	-	1,554.83	-	1,554.83	-	-	-	-	-
Subordinated debt			-	-	-	-	27,067.10	-	27,067.10	-	-	-	-	-
Borrowings			-	-	-	-	-	-	-	-	-	-	-	-
Bank			15,323.85	-	-	-	-	-	15,323.85	-	-	-	-	-
Debt Securities			-	-	-	-	-	-	-	-	-	-	-	-
Others			-	-	-	-	-	-	-	-	-	-	-	-
Term Loan from Others			787.73	-	-	-	-	-	787.73	-	-	-	-	-
Public Deposits			-	-	-	-	4,763.12	-	4,763.12	-	-	-	-	-
Trade payables			-	-	-	-	258.08	-	258.08	-	-	-	-	-
Lease Liabilities			-	-	-	-	370.98	-	370.98	-	-	-	-	-
Provisions			-	-	-	-	193.23	-	193.23	-	-	-	-	-
Others			-	-	-	-	-	-	-	-	-	-	-	-
Other Financial Liabilities			197.02	-	-	-	1,229.63	-	1,426.65	-	-	-	-	-
Other non-Financial Liabilities			-	-	-	-	63.98	-	63.98	-	-	-	-	-
Current Tax Liabilities			-	-	-	-	55.99	-	55.99	-	-	-	-	-
Total		36,001.10	26,391.42	-	-	-	46,973.95	-	1,09,366.47	-	-	-	-	36,001.10
Cover on Book Value		1.06			Not Applicable									
Cover on Market Value														1.07
		Exclusive Security Cover Ratio			Pari-Passu Security Cover Ratio									

Note: 1. The Market Value of Immovable Assets are taken as per External Valuation Report dated March 31, 2022

2. The above amounts has been extracted from the unaudited financial results for the six months ended September 30, 2022

3. The Company has complied with all the covenants specified in respect of all Listed Non-Convertible Securities.

