

Ref. No.: QHTL/Sec/SE/2023-24/27

July 20, 2023

The Manager,
Corporate Services,
BSE Limited,
14th floor, P J Towers, Dalal Street,
Mumbai – 400 001
Ref: Security ID : QUICKHEAL
Security Code: 539678

The Manager,
Corporate Services,
National Stock Exchange of India Limited,
Exchange Plaza, Bandra Kurla Complex,
Bandra (E), Mumbai – 400 051
Symbol: QUICKHEAL
Series : EQ

Subject: Outcome of Board Meeting July 20, 2023

Dear Sir / Madam,


We wish to inform you that the Board of Directors at its meeting held on July 20, 2023 through video conferencing which commenced at 05:00 PM IST and concluded at 7:45 PM, has approved following:

1. Un-Audited Consolidated and Standalone Financial Results of the Company for the quarter ended June 30, 2023.
2. A copy of the Press Release being issued in respect of aforesaid financial results.
3. A Presentation in respect of aforesaid financial results
4. Pursuant to Regulation 33 of SEBI Regulations, we have enclosed herewith Limited Review Report for the un-audited Standalone & Consolidated financial results for the quarter ended June 30, 2023 from our Statutory Auditors M/s MSKA & Associates, Chartered Accountants.

This is for your information and records.

For Quick Heal Technologies Limited


Vinav Agarwal
Compliance Officer
M.No.: A40751



00000234

QUICK HEAL TECHNOLOGIES LIMITED


Regd. Office: Marvel Edge, Office No. 7010 C & D, 7th Floor, Opposite Neco Garden Society, Viman Nagar, Pune - 411014

CIN: L72200MH1995PLC091408

STATEMENT OF CONSOLIDATED FINANCIAL RESULTS OF QUICK HEAL TECHNOLOGIES LIMITED FOR THE QUARTER ENDED JUNE 30, 2023

(₹ in Crores, except earning per share)

Sr. No	Particulars	Quarter ended			Year ended
		June 30, 2023 (Unaudited)	March 31, 2023 (Unaudited)*	June 30, 2022 (Unaudited)	March 31, 2023 (Audited)
1	Income				
	Revenue from operations	51.44	49.28	61.08	278.09
	Other income	4.73	10.06	3.20	22.13
	Total income	56.17	59.34	64.28	300.22
2	Expenses				
	Cost of raw materials consumed	0.41	0.25	0.23	1.11
	Purchase of software products	2.06	1.32	0.67	7.83
	Change in inventory of security software products	(1.46)	(0.15)	0.70	0.39
	Employee benefits expenses	39.33	37.95	37.12	154.90
	Depreciation and amortisation expense	2.93	3.73	3.95	15.99
	Other expenses	26.18	26.08	21.31	111.98
	Total expenses	69.45	69.18	63.98	292.20
3	Profit / (loss) before tax (1-2)	(13.28)	(9.84)	0.30	8.02
4	Tax expense				
	Current tax				
	Pertaining to profit for the current year	-	(3.96)	0.12	1.28
	Adjustment in respect of current tax and deferred tax of previous years (Net)	-	-	-	(0.14)
	Deferred tax	(0.52)	0.76	-	0.48
	Total tax expense	(0.52)	(3.20)	0.12	1.62
5	Profit / (loss) for the period (3-4)	(12.76)	(6.64)	0.18	6.40
6	Other comprehensive income / (loss) (net of tax)				
	Items that will not be reclassified subsequently to profit or loss :				
	Re-measurement of defined benefit plans	0.13	0.25	(0.63)	0.13
	Net (loss) or gain on FVTOCI assets	-	(5.39)	-	(5.99)
	Items that will be reclassified subsequently to profit or loss :				
	Exchange differences on translation of foreign operations	(0.08)	(0.30)	(0.18)	(0.13)
	Total other comprehensive income / (loss)	0.05	(5.44)	(0.81)	(5.99)
7	Total comprehensive income / (loss) (after tax) (5+6)	(12.71)	(12.08)	(0.63)	0.41
8	Paid-up equity share capital (face value of ₹10 each)	53.07	53.07	58.02	53.07
9	Other equity	-	-	-	366.64
10	Earnings per share of ₹10 each: (not annualised for the quarter)				
	a) Basic	(2.40)	(1.25)	0.03	1.14
	b) Diluted	(2.40)	(1.25)	0.03	1.14



* Refer note 2

QUICK HEAL TECHNOLOGIES LIMITED

Regd. Office: Marvel Edge, Office No. 7010 C & D, 7th Floor, Opposite Neco Garden Society, Viman Nagar, Pune - 411014

CIN: L72200MH1995PLC091408


NOTES TO THE STATEMENT OF CONSOLIDATED FINANCIAL RESULTS OF QUICK HEAL TECHNOLOGIES LIMITED FOR THE QUARTER ENDED JUNE 30, 2023

Notes to financial results:

- 1 The above financial results for the quarter ended June 30, 2023 have been subjected to limited review by the statutory auditors of the Holding Company and reviewed by the Audit Committee and approved by the Board of Directors of the Holding Company at the meeting held on July 20, 2023.
- 2 Figures for the quarter ended March 31, 2023 are the balancing figures between the audited figures in respect of the full year and published year to date figures of nine month ended December 31, 2022.
- 3 The Board of Directors of the Holding Company at its meeting held on July 21, 2022 and the shareholders by way of postal ballot on August 26, 2022, approved the buy back of the Holding Company's fully paid equity shares of the face value of ₹10 each from its shareholder/beneficial owners of equity shares of the Holding Company including promoters of the Holding Company as on the record date, on a proportionate basis through the "tender offer" route at a price of ₹ 300 per share for an aggregate amount not exceeding ₹ 150. The Holding Company completed the Buy Back Process on October 28, 2022 and has complied with all the requisite formalities with SEBI and ROC.

During the year ended March 31, 2023, as per the requirement of the Companies Act, 2013, an amount of ₹ 3.31 and ₹ 176.63 (Including tax on buy back of ₹ 34.94) has been utilised from securities premium and retained earnings respectively. In accordance with section 69 of the Companies Act, 2013, capital redemption reserve of ₹ 5.00 (representing the nominal value of the shares bought back) has been created as an apportionment from retained earnings. Consequent to such buy back, the paid-up equity share capital has reduced by ₹ 5.00. Further, transaction cost of buy back of shares of ₹ 1.85 has been reduced from retained earnings.
- 4 The following changes have taken place in Key Managerial Personnel of the Holding Company :
Mr. Navin Sharma resigned as Chief Financial officer of the Company w.e.f. April 18, 2023.
Mr. Ankit Maheshwari is appointed as Chief Financial officer of the Company w.e.f. April 26, 2023.
Mr. Kailash Katkar resigned as Chief Executive Officer and continuing as Managing Director of the Company w.e.f. July 03, 2023.
Mr. Vishal Salvi is appointed as Chief Executive Officer of the Company w.e.f. July 03, 2023.
- 5 The Group is engaged in providing cyber security software solutions. The Chief Operating Decision Maker (CODM) reviews the information pertaining to revenue of each of the target customer group (segments) viz. consumer, enterprise and government. However, based on similarity of activities/products, risk and reward structure, organisation structure and internal reporting systems, the Group has structured its operations into one operating segment viz. cyber security platform and as such there is no separate reportable operating segment as defined by Ind AS 108 "Operating segments".
- 6 Previous period's figures have been regrouped / reclassified wherever necessary to make them comparable with the current period's classification / disclosure.

Place: Pune
Date: July 20, 2023



For and on behalf of the Board of Directors

Kailash Katkar
Managing Director
DIN No: 00397191

QUICK HEAL TECHNOLOGIES LIMITED
 Regd. Office: Marvel Edge, Office No. 7010 C & D, 7th Floor, Opposite Neco Garden Society, Viman Nagar, Pune - 411014
 CIN: L72200MH1995PLC091408

STATEMENT OF STANDALONE FINANCIAL RESULTS OF QUICK HEAL TECHNOLOGIES LIMITED FOR THE QUARTER ENDED JUNE 30, 2023

(₹ in Crores, except earning per share)

Sr. No	Particulars	Quarter ended		Year ended	
		June 30, 2023 (Unaudited)	March 31, 2023 (Unaudited)*	June 30, 2022 (Unaudited)	March 31, 2023 (Audited)
1	Income				
	Revenue from operations	51.43	49.29	61.09	278.11
	Other income	4.73	9.96	3.19	22.38
	Total income	56.16	59.25	64.28	300.49
2	Expenses				
	Cost of raw materials consumed	0.41	0.25	0.23	1.11
	Purchase of security software products	2.06	1.32	0.67	7.83
	Change in inventory of security software products	(1.46)	(0.15)	0.70	0.39
	Employee benefits expenses	39.33	37.95	37.11	154.89
	Depreciation and amortisation expense	2.93	3.73	3.95	15.99
	Other expenses	26.29	25.90	21.22	111.09
	Total expenses	69.56	69.00	63.88	291.30
3	Profit / (loss) before exceptional items and tax (1-2)	(13.40)	(9.75)	0.40	9.19
4	Exceptional items (refer note 3)	-	-	-	(0.10)
5	Profit / (loss) before tax (3-4)	(13.40)	(9.75)	0.40	9.29
6	Tax expense				
	Current tax				
	Pertaining to profit for the current year	-	(3.96)	0.10	1.25
	Adjustments of current tax and deferred tax relating to earlier periods (Net)	-	-	-	(0.14)
	Deferred tax	(0.52)	0.76	-	0.48
	Total tax expense	(0.52)	(3.20)	0.10	1.59
7	Profit / (loss) for the period (5-6)	(12.88)	(6.55)	0.30	7.70
8	Other comprehensive income / (loss) (net of tax)				
	Items that will not be reclassified subsequently to profit or loss :				
	Re-measurement of defined benefit plans	0.13	0.25	(0.63)	0.13
	Net (loss) or gain on FVTOCI assets	-	(5.39)	-	(5.99)
	Total other comprehensive income/ (loss)	0.13	(5.14)	(0.63)	(5.86)
9	Total comprehensive income / (loss) (after tax) (7+8)	(12.75)	(11.69)	(0.33)	1.84
10	Paid-up equity share capital (face value of ₹ 10 each)	53.07	53.07	58.02	53.07
11	Other equity	-	-	-	366.65
12	Earnings per share of ₹ 10 each: (not annualised except for the year ended March)				
	a) Basic	(2.43)	(1.23)	0.05	1.38
	b) Diluted	(2.43)	(1.23)	0.05	1.37

* Refer note 2



QUICK HEAL TECHNOLOGIES LIMITED

Regd. Office: Marvel Edge, Office No. 7010 C & D, 7th Floor, Opposite Neco Garden Society, Viman Nagar, Pune - 411014

CIN: L72200MH1995PLC091408


NOTES TO THE STATEMENT OF STANDALONE FINANCIAL RESULTS OF QUICK HEAL TECHNOLOGIES LIMITED FOR THE QUARTER ENDED JUNE 30, 2023

Notes to financial results:

- 1 The above financial results for the quarter ended June 30, 2023 have been subjected to limited review by the statutory auditors of the Company and reviewed by the Audit Committee and approved by the Board of Directors of the Company at the meeting held on July 20, 2023.
 - 2 Figures for the quarter ended March 31, 2023 are the balancing figures between the audited figures in respect of the full year and published year to date figures of nine month ended December 31, 2022.
 - 3 Reversal of Impairment of investments
Included in exceptional items
- | Particulars | (₹ in crores) | | | |
|--|------------------------------|--------------------------------|------------------------------|-----------------------------|
| | Standalone | | | |
| | Quarter ended | | Year ended | |
| | June 30, 2023
(Unaudited) | March 31, 2023
(Unaudited)* | June 30, 2022
(Unaudited) | March 31, 2023
(Audited) |
| Reversal of Impairment of investments in wholly owned subsidiaries | - | - | - | (0.10) |
- 4 The Board of Directors of the Company at its meeting held on July 21, 2022 and the shareholders by way of postal ballot on August 26, 2022, approved the buy back of the Company's fully paid equity shares of the face value of ₹ each from its shareholder/beneficial owners of equity shares of the Company including promoters of the Company as on the record date, on a proportionate basis through the "tender offer" route at a price of ₹ 300 per share for an aggregate amount not exceeding ₹ 150. The Company completed the Buy Back Process on October 28, 2022 and has complied with all the requisite formalities with SEBI and ROC.

During the year ended March 31, 2023, as per the requirement of the Companies Act, 2013, an amount of ₹ 3.31 and ₹ 176.63 (Including tax on buy back of ₹ 34.94) has been utilised from securities premium and retained earnings respectively. In accordance with section 69 of the Companies Act, 2013, capital redemption reserve of ₹ 5.00 (representing the nominal value of the shares bought back) has been created as an apportionment from retained earnings. Consequent to such buy back, the paid-up equity share capital has reduced by ₹ 5.00. Further, transaction cost of buy back of shares of ₹ 1.85 has been reduced from retained earnings.
 - 5 The following changes have taken place in Key Managerial Personnel of the Company :
Mr. Navin Sharma resigned as Chief Financial officer of the Company w.e.f. April 18, 2023.
Mr. Ankit Maheshwari is appointed as Chief Financial officer of the Company w.e.f. April 26, 2023.
Mr. Kailash Katkar resigned as Chief Executive Office and continuing as Managing Director of the Company w.e.f. July 03, 2023.
Mr. Vishal Salvi is appointed as Chief Executive Officer of the Company w.e.f. July 03, 2023.
 - 6 The Company is engaged in providing cyber security software solutions. The Chief Operating Decision Maker (CODM) reviews the information pertaining to revenue of each of the target customer group (segments) viz. consumer, enterprise and government. However, based on similarity of activities/products, risk and reward structure, organisation structure and internal reporting systems, the Group has structured its operations into one operating segment viz. cyber security platform and as such there is no separate reportable operating segment as defined by Ind AS 108 "Operating segments".
 - 7 Previous period's figures have been regrouped / reclassified wherever necessary to make them comparable with the current period's classification / disclosure.

Place: Pune
Date: July 20, 2023



For and on behalf of the Board of Directors

Kailash Katkar

Kailash Katkar
Managing Director
DIN No: 00397191

QUICK HEAL TECHNOLOGIES LIMITED ANNOUNCES Q1 FY24 RESULTS

- *Records Quarter-on-Quarter Growth in Revenues*
- *New Product portfolio finds market traction*

Q1-FY24 Highlights

- *Revenue at ₹51.4 Cr*
- *EBITDA at -₹15.1 Cr*
- *PAT at -₹12.8 Cr*

20th July, 2023: Quick Heal Technologies Limited, a leading global cybersecurity solutions provider catering to consumers, businesses and government organizations reported its unaudited results for the quarter ended 30th June 2023.

Consolidated Financial Highlights

Particulars (INR Crs)	Q1-FY24	Q4-FY23
Revenue	51.4	49.3
EBITDA	(15.1)	(16.2)
EBITDA Margins	-29.3%	-32.8%
PAT	(12.8)	(6.6)
PAT Margin	-24.8%	-13.5%

Dr. Kailash Katkar, Managing Director, Quick Heal Technologies Limited, said, “Over the years, our team has been unwavering in delivering cutting-edge cybersecurity solutions, and I take immense pride in the significant business value we have created for all stakeholders. With customer centricity and innovation at our core, I am confident that Quick Heal will continue to secure individuals, organizations, and nations. Together with Vishal Salvi as our CEO, we are fully committed to transform the cybersecurity ecosystem in India and solidifying our position on the global map.” he added.

Mr. Vishal Salvi, Chief Executive Officer, Quick Heal Technologies Limited, said, “With a heritage spanning almost three decades, Quick Heal has a profound history of securing consumers and enterprises from cyberattacks. Through continuous innovation and pioneering solutions, our company has emerged as a prominent driving force in the cybersecurity domain. In addition, our dynamic and passionate team thrives on addressing the ever-evolving needs and challenges of the customers. As the industry prospects look extremely positive, Quick Heal is well positioned for growth. I am deeply honored to be entrusted with the responsibility of leading this exceptional team and steering the brand into the future and committing to our purpose of innovating to *simplify* securing digital experience.” he added.

Mr. Ankit Maheshwari, Chief Financial Officer, Quick Heal Technologies Limited, said, “These are exciting times for our Enterprise business. This year, our focused approach has allowed us to make significant strides penetrating the Mid-Market. The efforts invested in developing new products over the past few years are now resulting in revenue generation, instilling us with confidence. We are excited to see growth

coming in from targeted global geographies. In the consumer business segment, which faced challenges in the past 6 to 9 months, it is encouraging to observe a positive momentum building towards the end of the quarter. As we look ahead, we remain committed to investing in Research and Development (R&D) and Sales & Marketing (S&M) to ensure our long-term success." he said.

Key updates for Q1FY24

- Appointed cybersecurity veteran, **Mr. Vishal Salvi**, as the **Chief Executive Officer** of the company
- Protected our customers from over 1 million ransomware attacks in the last 6 months
- Quick Heal became the **first company globally** to provide a comprehensive solution against the menace of Expiro Virus
- AV-Labs Poland accredited Quick Heal Total Security for successfully **stopping 100% malware with lowest average remediation time** in their global test for May'23
- **Sixty one** customers onboarded for the new product lines of EMM, EDR/XDR, Zero Trust, Data privacy and more
- Launched **Managed Detection & Response (MDR)** service (HawkkWatch) providing round the clock advanced enterprise cybersecurity and quick response
- Visible business successes in geographies like LATAM and Africa depicting a very strong YoY growth
- Consumer business has started to show green shoots after nearly 6-9 months of being impacted

About Quick Heal Technologies Limited

Quick Heal Technologies Limited is a leading global cybersecurity solutions provider. Incorporated in the year 1995, with a registered office in Pune, it is an end-to-end cybersecurity player with presence in B2C, B2B and B2G segments. Quick Heal's portfolio includes solutions under the widely recognized brand names 'Quick Heal' and 'SEQRITE'. Backed by AI and patented technologies, the range of award-winning solutions caters to endpoints, network, data, mobility and cloud. With a heavy focus on R&D and innovation, the company aims to simplify security by delivering the best-in-class protection against advanced cyber-threats to millions of its customers, enterprises and government organizations worldwide.

For more information about the Company, please visit our website www.quickheal.co.in

Safe Harbor Statement

This document may contain forward-looking statements about Quick Heal Technologies Limited, which are based on the beliefs, opinions, and expectations of the company's management as the date of this press release and the companies do not assume any obligation to update their forward-looking statements if those beliefs, opinions, expectations, or other circumstances should change. These statements are not the guarantees of future performance and involve risks and uncertainties that are difficult to predict. Consequently, readers should not place any undue reliance on such forward-looking statements.

For further details please contact

Company
Quick Heal Technologies Ltd. CIN No: L72200MH1995PLC091408 Mr. Deepak Kumar Email: deepak.kumar01@quickheal.co.in

Quick Heal

Security Simplified



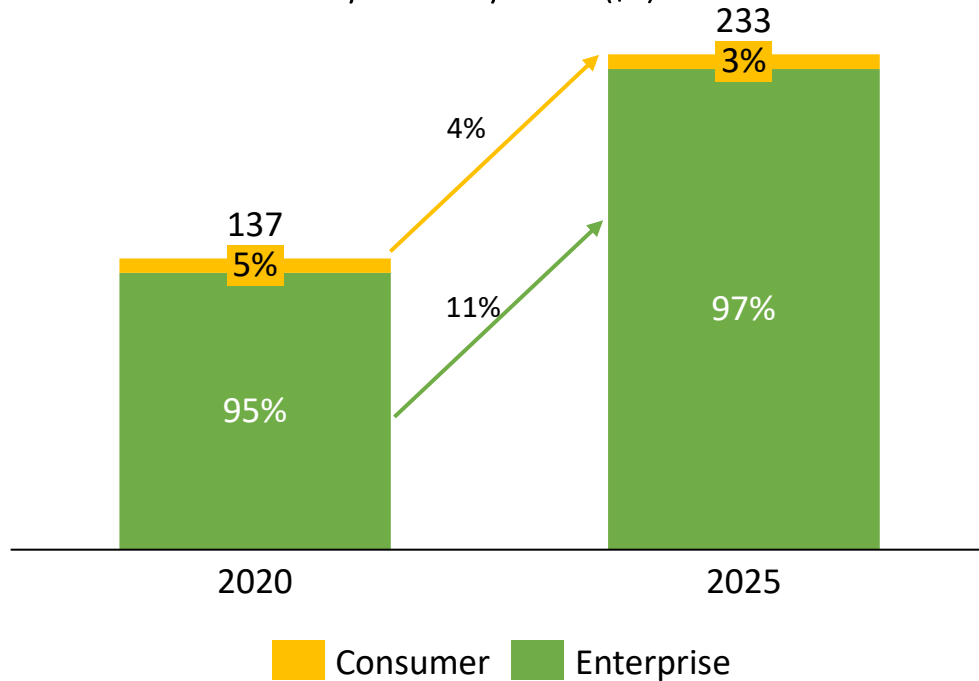
Earnings Presentation | Q1 FY24



Global cybersecurity market overview

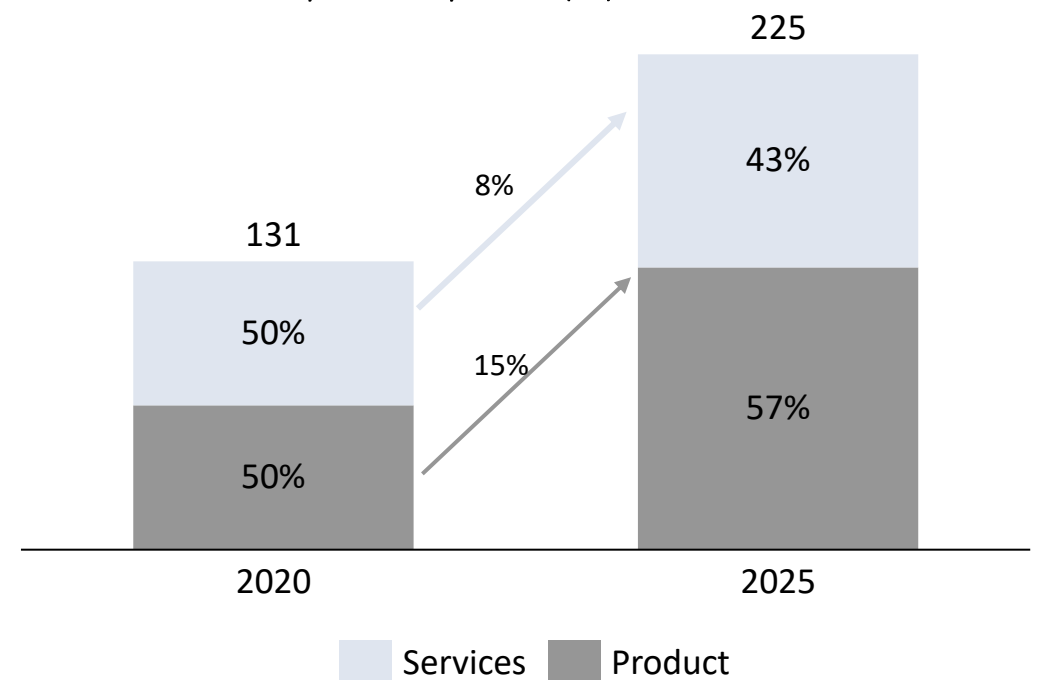
Enterprise market to maintain 95%+ share, growing at 3x consumer market till 2025

Global cybersecurity market (\$B)



Within enterprise market, product segment to gain significant share, outpacing the overall market by 5pp

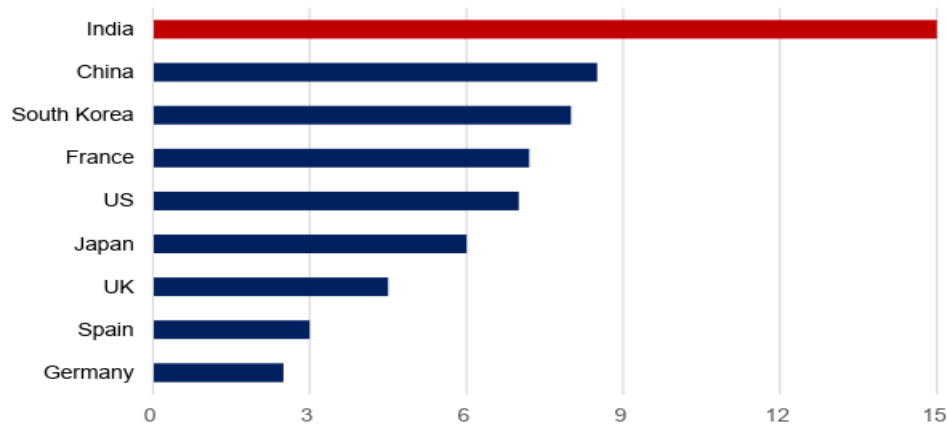
Global cybersecurity market (\$B)



While the long-term growth of the industry is positive, we have witnessed headwinds for last 6-9 months

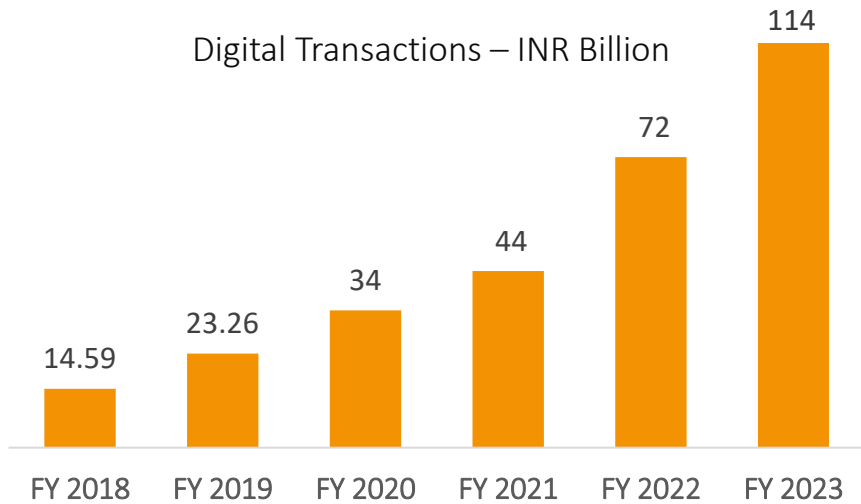
Rapid digitization has enhanced need for greater cybersecurity investments

Indian Mobile data usage highest in the world*

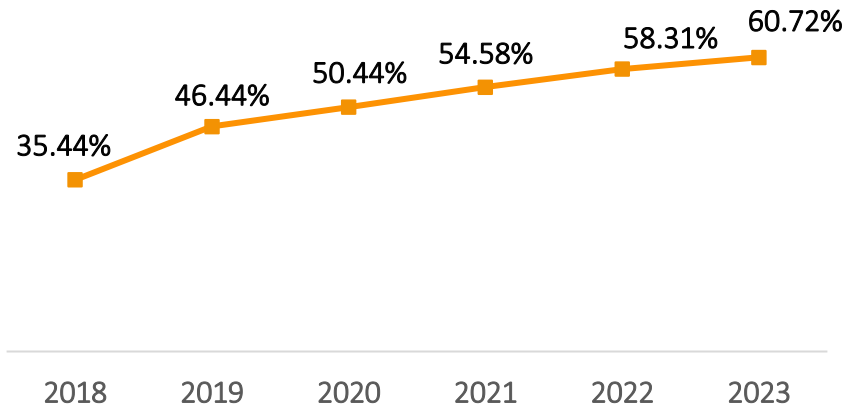


* GB per month per user; excluding Wifi

Digital Transactions – INR Billion



Social Network Penetration - India



1.2Bn+
Internet users



5x
Internet usage
(FY16 – FY23)



1.1Bn+
Smartphone users



20x
Mobile data usage
(FY16 – FY23)



People enrolled in the world's largest unique digital identity program

1.32b



Users engaged in social media

639m



Application downloads in 2020

30b



Average cost to subscriber per GB wireless data

Rs.6.98

Company at a glance



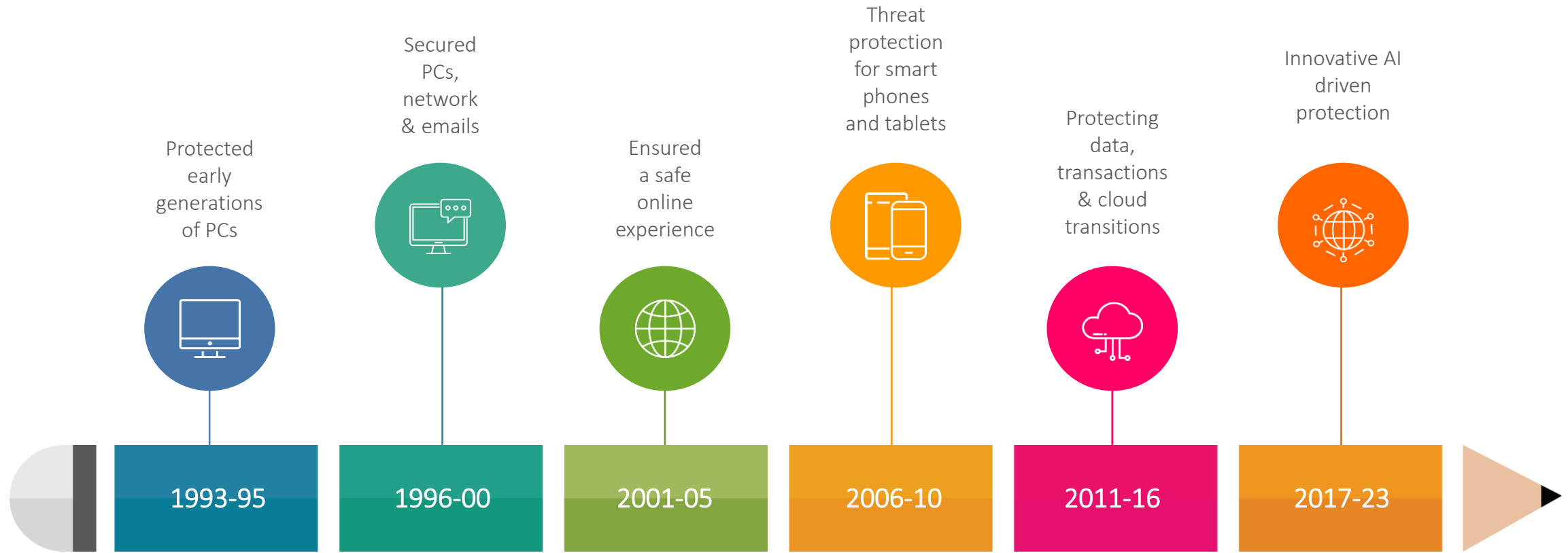
Vision

To be the trusted by our customers in securing the digital world and aim to grow as reputable global market leader

Mission

Empowering the team to solve business problems

Our Journey

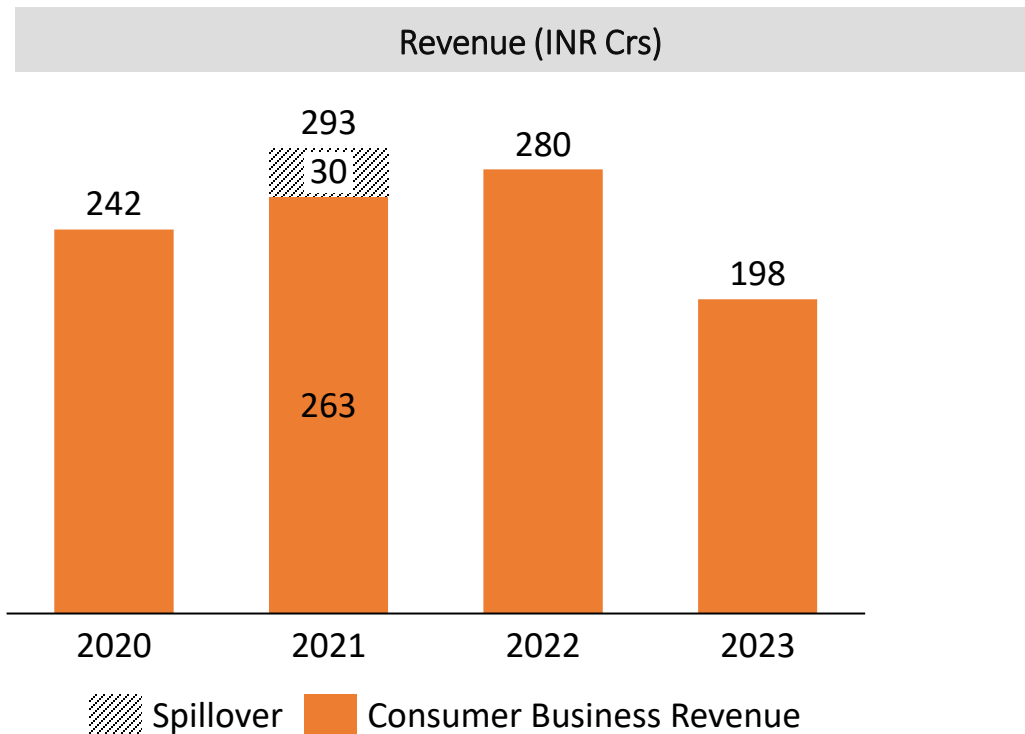


30 years
of simplifying security

Consumer Business



- 30 years into simplifying security
- Market leadership with over 30% in the Indian market
- Robust Sales & Distribution network in India



Current Scenario:

- Market Headwinds in the short term: Sudden decrease in IT spending since H2FY22
- The trend is visible across the global software industry
- We have started addressing the degrowth in the consumer business and are expecting the signs of revival in subsequent quarters.

Our Approach:

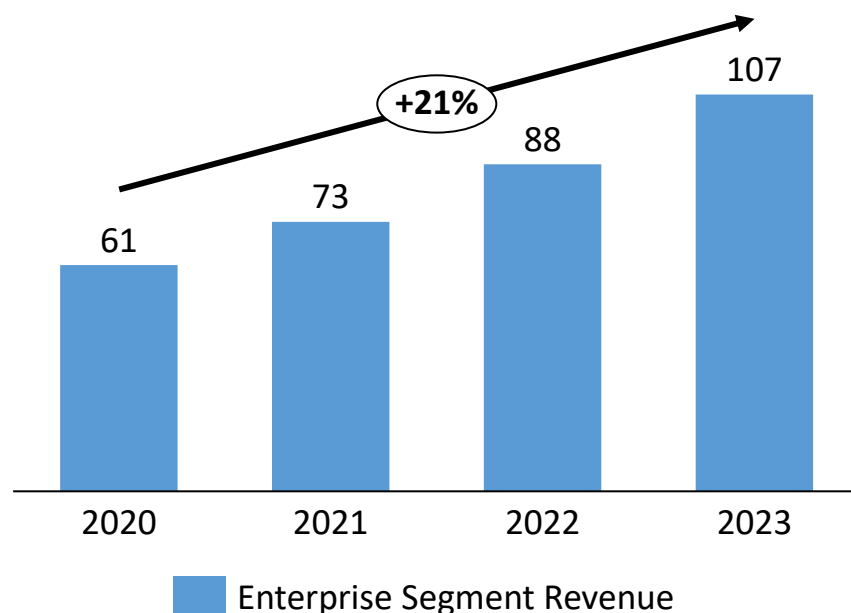
- Focusing towards maintaining our market share in the period
- Drive consumer awareness in the geography in cybersecurity specific domain

- FY21 revenues included Rs. 30 crores of spillover revenues from FY20 due to Covid pandemic, hence FY22 numbers are not comparable to FY21
- Segmental revenues are regrouped basis end customers

The Growth Story: Enterprise Solutions



- Incubated the enterprise cybersecurity through internal accruals
- Growth story for QH in the years to come
- Enterprise solutions represent 95% of the cybersecurity market, which is growing at a CAGR of 11% while Quick Heal is growing at 21%



Current Business Momentum:

- Enterprise segment outperforming the market growth rates
- Focused on mid-market penetration starting this year
- New products have started to get inroads and generate revenue this quarter.
- Growth in International revenue on a YoY basis with high success in LATAM and Africa
- We are anticipating accelerated growth in the segment going forward





Q1 FY24 EARNINGS HIGHLIGHTS

Actual Sales
Jan 24 - 105M
Target Sales
Jan 26 - 65M



Q1-FY24 Earnings Highlights

REVENUE



Q1-FY24 Revenue at

₹ **51.4** crs

EBITDA

Q1-FY24 EBITDA at

₹ **(15.1)** crs

PAT



Q1-FY24 PAT at

₹ **(12.8)** crs

DILUTED EPS

Q1-FY24 EPS at

₹ **(2.4)**

CONSUMER REVENUE

Q1-FY24 Consumer revenue at

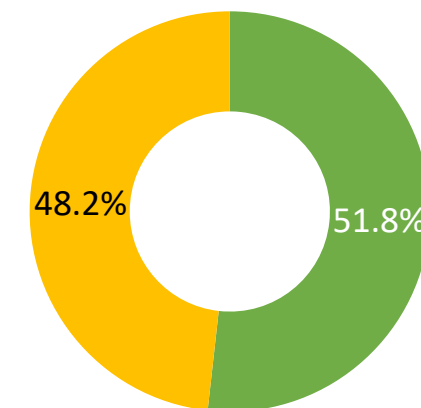
₹ **27.4*** crs

ENTERPRISE REVENUE

Q1-FY24 Enterprise # revenue at

₹ **26.5*** crs

Q1-FY24 Revenue split



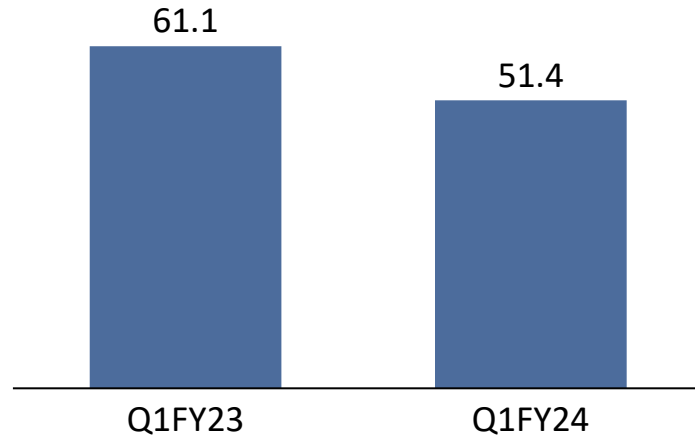
■ Consumer
■ Enterprise #

* Based on gross revenues before adjusting for sales incentives

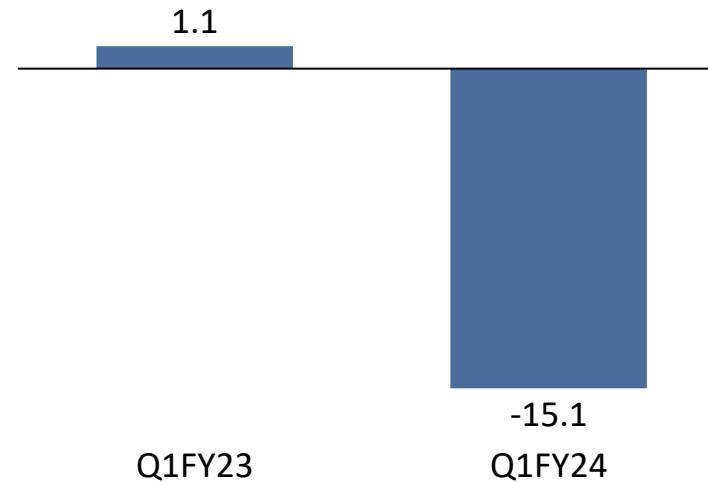
Enterprise segment is inclusive of government clients

Q1-FY24 Consolidated Performance Highlights (YoY)

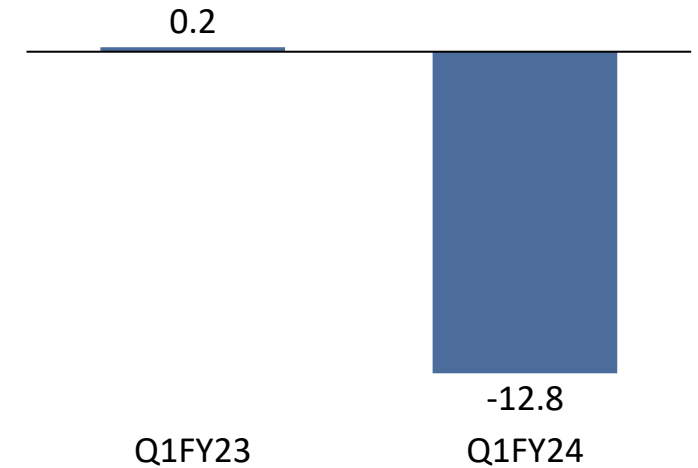
Revenue (INR Crs)



EBIDTA (INR Crs)



PAT (INR Crs)



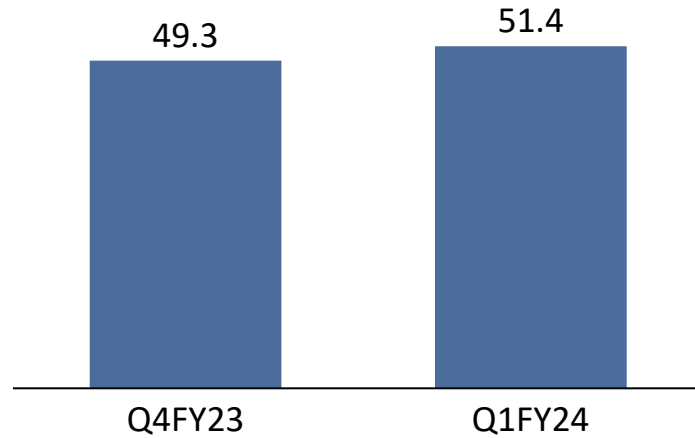
- Enterprise business continues to grow sustainably
- The decline in revenues are primarily due to temporary headwinds in consumer business.
- We are witnessing early signs of revival

- EBITDA drop is primarily due to the reduction in revenues.
- As the gross margins >95%, the change in revenue flows through the bottomline
- We expect this to revive from subsequent quarters

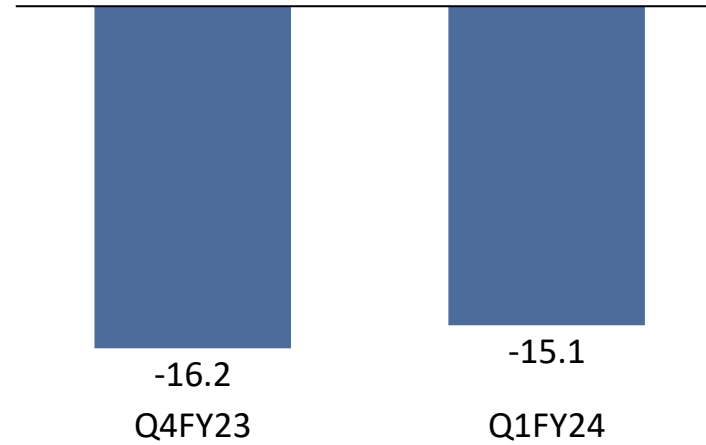
PAT is inline with the movement in EBITDA

Q1-FY24 Consolidated Performance Highlights (QoQ)

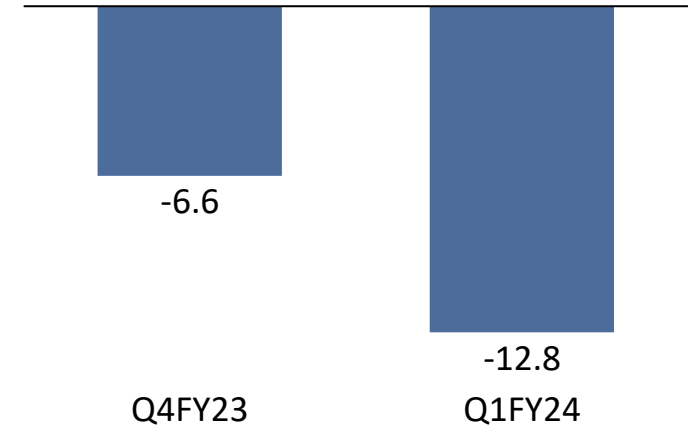
Revenue (INR Crs)



EBIDTA (INR Crs)



PAT (INR Crs)

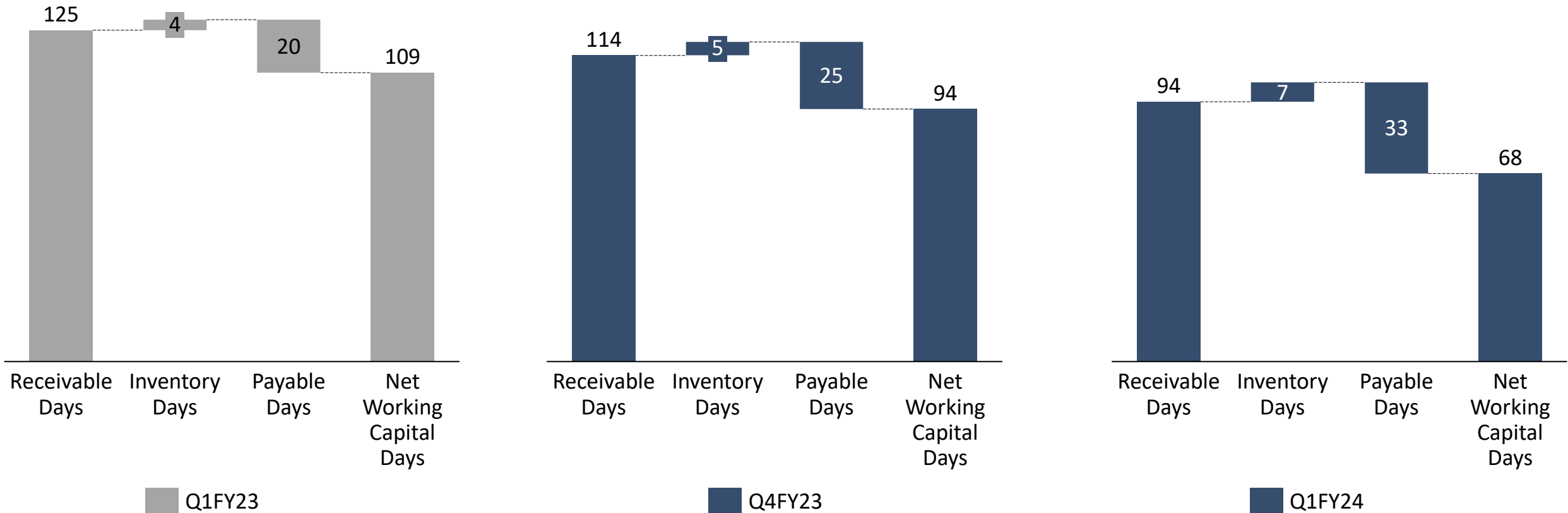


- Enterprise business continues to grow sustainably
- We are witnessing early signs of revival in consumer business.

- We expect EBITDA to revive from subsequent quarters

PAT is inline with the movement in EBITDA

Working Capital Analysis



- Calculation of Days = [(Particular heading/ TTM Sales) X (365 days)]
- Receivables have been considered net of Incentive

Q1-FY24 Income Statement



PARTICULARS (INR Crs)	Standalone		Consolidated	
	Q1-FY23	Q1-FY24	Q1-FY23	Q1-FY24
Total Revenue	61.09	51.43	61.08	51.44
Direct Cost	1.88	1.22	1.88	1.22
Gross Profit	59.21	50.21	59.20	50.22
Gross Margin	96.92%	97.63%	96.92%	97.63%
Operating Cost				
Research and Development (R&D)	27.82	31.85	27.82	31.85
Sales and Marketing (S&M)	18.42	17.64	18.43	17.64
General Administration (G&A)	11.81	15.92	11.90	15.81
Total Expenditure	58.05	65.41	58.15	65.30
EBITDA	1.16	(15.20)	1.05	(15.08)
EBITDA Margin	1.90%	-29.55%	1.72%	-29.32%
Depreciation	3.95	2.93	3.95	2.93
EBIT	(2.79)	(18.13)	(2.90)	(18.01)
EBIT Margin	-4.57%	-35.25%	-4.75%	-35.01%
Other Income	3.19	4.73	3.20	4.73
Profit Before Tax (before exceptional item)	0.40	(13.40)	0.30	(13.28)
Exceptional items	-	-	-	-
Profit before Tax after exceptional items	0.40	(13.40)	0.30	(13.28)
Tax	0.10	(0.52)	0.12	(0.52)
Profit After Tax (PAT)	0.30	(12.88)	0.18	(12.76)
PAT Margin	0.49%	-25.04%	0.29%	-24.81%

NOTE: Certain figures have been re-grouped wherever necessary

Q1-FY24 Ratio analysis



In %	Standalone		Consolidated	
	Q1FY23	Q1-FY24	Q1-FY23	Q1-FY24
Expenses				
Direct Cost / Revenue	3.08%	2.37%	3.08%	2.37%
R&D / Revenue	45.54%	61.93%	45.55%	61.92%
S&M / Revenue	30.15%	34.30%	30.17%	34.29%
G&A / Revenue	19.33%	30.95%	19.48%	30.73%
Total Cost / Revenue	95.02%	127.18%	95.20%	126.94%
Margin				
Gross Margin	96.92%	97.63%	96.92%	97.63%
EBITDA	1.90%	-29.55%	1.72%	-29.32%
EBIT	-4.57%	-35.25%	-4.75%	-35.01%
PBT	0.65%	-26.05%	0.49%	-25.82%
PAT	0.49%	-25.04%	0.29%	-24.81%

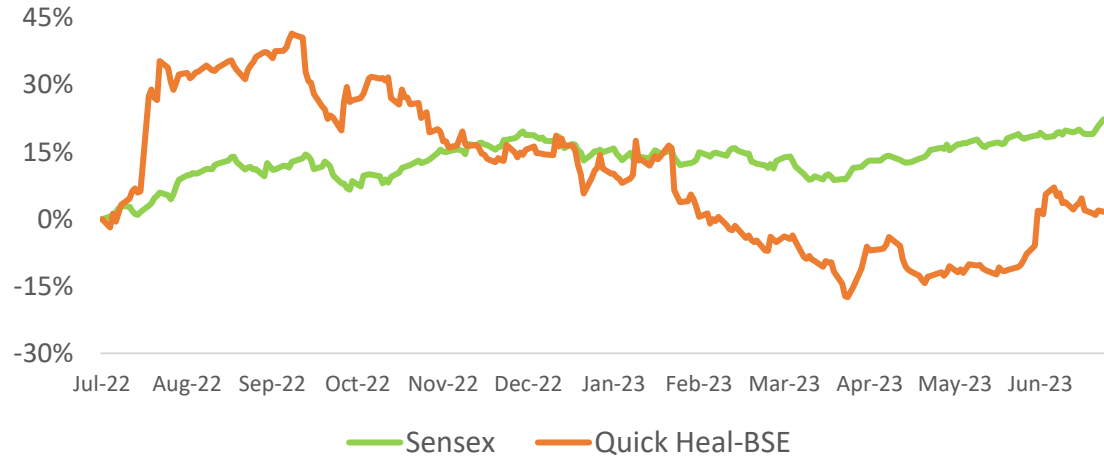
Historical Annual Consolidated Income Statement



PARTICULARS (INR Crs)	FY21	FY22	FY23
Total Revenue	333.04	341.90	278.09
Direct Cost	13.70	13.84	10.31
Gross Profit	319.34	328.06	267.78
Gross Margins (%)	95.89%	95.95%	96.29%
Operating Cost			
Total Expenditure	177.90	221.20	265.90
EBITDA	141.44	106.86	1.88
EBITDA Margins (%)	42.47%	31.26%	0.68%
Depreciation	19.49	17.38	15.99
EBIT	121.95	89.48	(14.11)
EBIT Margins (%)	36.62%	26.17%	-5.07%
Other Income	24.16	19.20	22.13
Profit Before Tax (PBT)	146.11	108.68	8.02
Tax	39.16	25.49	1.62
Profit After Tax (PAT)	106.95	83.19	6.40
PAT Margins (%)	32.11%	24.33%	2.30%
Basic & Diluted EPS (INR)	16.65	13.94	1.14

NOTE: Certain figures have been re-grouped wherever necessary

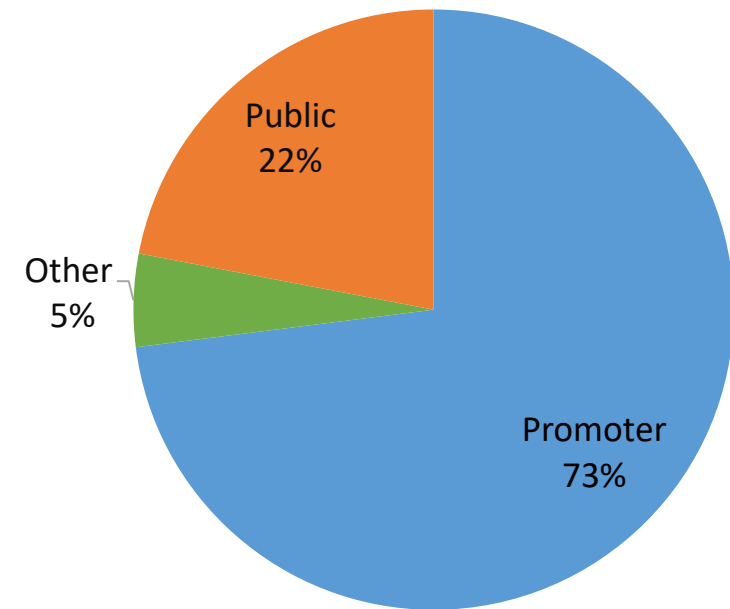
Stock Market Performance (as on 30th June, 2023)



Price Data (as of 30th June, 2023)

Face Value	10.00
Market Price	159.70
52 Week H/L	225.30/127.35
Market Cap (INR Mn)	8,475.89
Equity Shares Outstanding (Mn)	53.07
1 Year Avg. Trading Volume ('000)	128.47
1 Year Avg. Net Turnover (Mn)	23.74

Shareholding Pattern (as on 30th June, 2023)



Quick Heal Technologies Limited

No representation or warranty, express or implied, is made as to, and no reliance should be placed on, the fairness, accuracy, completeness, or correctness of the information or opinions contained in this presentation. Such information and opinions are in all events not current after the date of this presentation. Certain statements made in this presentation may not be based on historical information or facts and may be "forward-looking statements" based on the currently held beliefs and assumptions of the management of Quick Heal Technologies Limited, which are expressed in good faith and in their opinion reasonable, including those relating to the Company's general business plans and strategy, its future financial condition and growth prospects and future developments in its industry and its competitive and regulatory environment.

Forward-looking statements involve known and unknown risks, uncertainties, and other factors, which may cause the actual results, financial condition, performance, or achievements of the Company or industry results to differ materially from the results, financial condition, performance, or achievements expressed or implied by such forward-looking statements, including future changes or developments in the Company's business, its competitive environment, and political, economic, legal and social conditions. Further, past performance is not necessarily indicative of future results. Given these risks, uncertainties, and other factors, viewers of this presentation are cautioned not to place undue reliance on these forward-looking statements. The Company disclaims any obligation to update these forward-looking statements to reflect future events or developments.

This presentation is for general information purposes only, without regard to any specific objectives, financial situations, or informational needs of any particular person. This presentation does not constitute an offer or invitation to purchase or subscribe for any securities in any jurisdiction, including the United States. No part of it should form the basis of or be relied upon in connection with any investment decision or any contract or commitment to purchase or subscribe for any securities. None of our securities may be offered or sold in the United States, without registration under the U.S. Securities Act of 1933, as amended, or pursuant to an exemption from registration therefrom.

This presentation is confidential and may not be copied or disseminated, in whole or in part, and any manner.

Valorem Advisors Disclaimer:

Valorem Advisors is an Independent Investor Relations Management Service company. This Presentation has been prepared by Valorem Advisors based on information and data which the Company considers reliable, but Valorem Advisors and the Company makes no representation or warranty, express or implied, whatsoever, and no reliance shall be placed on, the truth, accuracy, completeness, fairness, and reasonableness of the contents of this Presentation. This Presentation may not be all-inclusive and may not contain all of the information that you may consider material. Any liability in respect of the contents of, or any omission from, this Presentation is expressly excluded. Valorem Advisors also hereby certifies that the directors or employees of Valorem Advisors do not own any stock in personal or company capacity of the Company under review.

For further details, please feel free to contact our Investor Relations Representatives:



Mr. Anuj Sonpal
Valorem Advisors
Email: quickheal@valoremadvisors.com
Tel: +91-22-4903 9500

Investor Relations Officer
Mr. Deepak Kumar
Deepak.Kumar01@quickheal.co.in

Compliance Officer
cs@quickheal.co.in
+91-20-66813232

CIN No: L72200MH1995PLC091408
www.quickheal.co.in



Thank You

Independent Auditor's Review Report on unaudited quarterly standalone financial results of Quick Heal Technologies Limited pursuant to the Regulation 33 of the SEBI (Listing Obligations and Disclosure Requirements) Regulations, 2015, as amended

To The Board of Directors of Quick Heal Technologies Limited

1. We have reviewed the accompanying statement of unaudited standalone financial results of Quick Heal Technologies Limited ('the Company') for the quarter ended June 30, 2023 ('the Statement') attached herewith, being submitted by the Company pursuant to the requirements of Regulation 33 of the Securities and Exchange Board of India (Listing Obligations and Disclosure Requirements) Regulations, 2015, as amended ('the Regulations').
2. This Statement, which is the responsibility of the Company's Management and approved by the Company's Board of Directors, has been prepared in accordance with the recognition and measurement principles laid down in Indian Accounting Standard 34 'Interim Financial Reporting' ('Ind AS 34'), prescribed under Section 133 of the Companies Act, 2013 read with relevant rules issued thereunder and other recognized accounting principles generally accepted in India and in compliance with the Regulations. Our responsibility is to express a conclusion on the Statement based on our review.
3. We conducted our review of the Statement in accordance with the Standard on Review Engagement (SRE) 2410, "Review of Interim Financial Information Performed by the Independent Auditor of the Entity" issued by the Institute of Chartered Accountants of India. This standard requires that we plan and perform the review to obtain moderate assurance as to whether the Statement is free of material misstatement. A review consists of making inquiries, primarily of persons responsible for financial and accounting matters, and applying analytical and other review procedures. A review is substantially less in scope than an audit conducted in accordance with Standards on Auditing and consequently does not enable us to obtain assurance that we would become aware of all significant matters that might be identified in an audit. Accordingly, we do not express an audit opinion.



MSKA & Associates

Chartered Accountants

4. Based on our review conducted as stated in paragraph 3 above, nothing has come to our attention that causes us to believe that the accompanying Statement prepared in accordance with the recognition and measurement principles laid down in Ind AS 34, prescribed under Section 133 of the Companies Act, 2013 read with relevant rules issued thereunder and other recognized accounting principles generally accepted in India has not disclosed the information required to be disclosed in terms of the Regulations including the manner in which it is to be disclosed, or that it contains any material misstatement.

For M S K A & Associates
Chartered Accountants
ICAI Firm Registration No.105047W

Nitin Manohar Jumani
Nitin Manohar Jumani
Partner

Membership No.: 111700

UDIN No.: 23111700B9WHYN9489



Place: Pune

Date: July 20, 2023

Independent Auditor's Review Report on Consolidated Unaudited Quarterly financial results of Quick Heal Technologies Limited pursuant to the Regulation 33 of the SEBI (Listing Obligations and Disclosure Requirements) Regulations, 2015, as amended

To The Board of Directors of Quick Heal Technologies Limited

1. We have reviewed the accompanying statement of consolidated unaudited financial results of Quick Heal Technologies Limited ('the Holding Company') and its subsidiaries (the Holding Company and its subsidiaries together referred to as the 'Group') for the quarter ended June 30, 2023, being submitted by the Holding Company pursuant to the requirements of Regulation 33 of the Securities and Exchange Board of India (Listing Obligations and Disclosure Requirements) Regulations, 2015, as amended ('the Regulations').
2. This Statement, which is the responsibility of the Holding Company's Management and approved by the Holding Company's Board of Directors, has been prepared in accordance with the recognition and measurement principles laid down in Indian Accounting Standard 34 'Interim Financial Reporting' ('Ind AS 34'), prescribed under Section 133 of the Companies Act, 2013 read with relevant rules issued thereunder and other recognized accounting principles generally accepted in India and in compliance with the Regulations. Our responsibility is to express a conclusion on the Statement based on our review.
3. We conducted our review of the Statement in accordance with the Standard on Review Engagement (SRE) 2410, 'Review of Interim Financial Information Performed by the Independent Auditor of the Entity' issued by the Institute of Chartered Accountants of India. This standard requires that we plan and perform the review to obtain moderate assurance as to whether the Statement is free of material misstatement. A review consists of making inquiries, primarily of persons responsible for financial and accounting matters, and applying analytical and other review procedures. A review is substantially less in scope than an audit conducted in accordance with Standards on Auditing and consequently does not enable us to obtain assurance that we would become aware of all significant matters that might be identified in an audit. Accordingly, we do not express an audit opinion.

We also performed procedures in accordance with the circular issued by the SEBI under Regulation 33 (8) of the SEBI (Listing Obligations and Disclosure Requirements) Regulations, 2015, as amended, to the extent applicable.

4. This Statement includes the results of the Holding Company and the following entities:

Sr. No	Name of the Entity	Relationship with the Holding Company
1.	Quick Heal Technologies America Inc.	Wholly owned subsidiary
2.	Seqrite Technologies Dubai DMCC	Wholly owned subsidiary



MSKA & Associates

Chartered Accountants

5. Based on our review conducted and procedures performed as stated in paragraph 3 above, nothing has come to our attention that causes us to believe that the accompanying Statement prepared in accordance with the recognition and measurement principles laid down in Ind AS 34, prescribed under Section 133 of the Companies Act, 2013 read with relevant rules issued thereunder and other recognized accounting principles generally accepted in India has not disclosed the information required to be disclosed in terms of the Regulations including the manner in which it is to be disclosed, or that it contains any material misstatement.
6. The Statement includes the interim financial information of two subsidiaries which are not subject to review, whose interim financial information reflects total revenue of Rs. 0.68 crores, total net profit after tax of Rs. 0.01 crores and total comprehensive income of Rs. 0.18 crores for the quarter ended June 30, 2023 respectively, as considered in the Statement. This financial information have been furnished to us by the Management and our conclusion on the Statement in so far as it relates to the amounts and disclosures included in respect of these subsidiaries is based solely on such management prepared unaudited interim financial information. According to the information and explanations given to us by the Management, this interim financial information is not material to the Group.

Our conclusion is not modified in respect of the above matter.

For M S K A & Associates
Chartered Accountants
ICAI Firm Registration No.105047W

Nitin Manohar Jyani
Nitin Manohar Jyani
Partner

Membership No.: 111700

UDIN No.: 23111700B6WHYO2019



Place: Pune

Date: July 20, 2023