

JASCH INDUSTRIES LIMITED

JASCH

Works:

43/5, Bahalgarh Road, P.O. Bahalgarh - 131021

Distt. Sonapat (Haryana) INDIA

Phone : 0130-2216666

Email. accounts@jasch.biz **Website.** www.jaschindustries.com

CIN : L24302DL1985PLC383771

JI/SE/N

23rd October 2021

The BSE Ltd,
Deptt of Corporate Services,
Phiroze Jeejeebhoy Towers,
Dalal Street, Mumbai 400001

Sub: Un-audited financial results for the quarter & half year ended on 30th September 2021

Dear Sirs,

Pursuant to Regulation 33 of SEBI (Listing Obligations & Disclosure Requirements) Regulations 2015, we are enclosing herewith un-audited stand-alone & consolidated financial results of the Company for the quarter & half year ended on 30th September 2021 as reviewed by the Audit Committee and approved by the Board of Directors of the Company in their respective meetings both held today and Auditors' limited review report in respect of the same.

The aforesaid financial results also contain disclosures of related party transactions & statement of cash flows for the half year ended on 30th September 2021.

The meeting of Board of Directors of the Company commenced at 12:30 hours and concluded at 14:30 hours.

An extract of the above results is also being published in newspapers.

Kindly take the same on record.

Yours faithfully,
For Jasch Industries Ltd


J.K. Garg
Managing Director

Encl: As above




**STATEMENT OF STANDALONE AND CONSOLIDATED REVIEWED FINANCIAL RESULTS
 FOR THE QUARTER & HALF YEAR ENDED 30th SEPTEMBER 2021**

Part - 1


(₹ in Lakh)

Sno	Particulars	STANDALONE						CONSOLIDATED	
		Quarter Ended			Half Year Ended		Year Ended		
		30.09.21	30.06.21	30.09.20	30.09.21	30.09.20	31.03.21	30.09.2021	31.03.21
	Unaudited	Unaudited	Unaudited	Unaudited	Unaudited	Audited	Unaudited		
	Income								
1	Revenue from operation	5,254.56	3,669.22	2,627.59	8,923.78	4,074.04	13,423.50	8,923.78	-
2	Other income	30.76	34.99	17.64	65.75	59.85	144.13	65.75	-
3	Total income	5,285.32	3,704.21	2,645.23	8,989.53	4,133.89	13,567.63	8,989.53	-
4	Expenses								
	(a) Cost of materials consumed	3,792.04	2,455.01	1,709.14	6,247.05	2,509.19	8,806.06	6,247.05	-
	(b) Purchase of Stock-in-trade	-	-	-	-	-	-	-	-
	(c) Change in inventories of finished goods, work-in-progress and stock-in-trade	(105.53)	(46.70)	(5.70)	(152.23)	69.57	78.63	(152.23)	-
	(d) Gst / Excise Duty	-	-	-	-	-	-	-	-
	(e) Employee benefits expenses	365.64	346.34	324.32	711.98	578.57	1,269.01	711.98	-
	(f) Finance Costs	11.63	11.00	16.70	22.63	29.80	61.28	22.63	-
	(g) Depreciation & amortization expenses	73.97	71.33	68.85	145.30	151.78	286.02	145.30	-
	(h) Other Expenditure								
	(i) Power and Fuel	278.96	173.61	132.78	452.57	187.84	624.91	452.57	-
	(ii) Store & Spares/Consumables	14.75	10.87	7.45	25.62	8.66	32.16	25.62	-
	(iii) Other expenditure	317.98	252.38	146.16	570.36	267.58	847.59	570.36	-
	Total Expenses	4,749.44	3,273.84	2,399.70	8,023.28	3,802.99	12,005.66	8,023.28	-
5	Profit / (Loss) before exceptional item & tax (3-4)	535.88	430.37	245.53	966.25	330.90	1,561.97	966.25	-
6	Exceptional Item(Net)	-	-	-	-	-	-	-	-
7	Profit / (Loss) before tax (5-6)	535.88	430.37	245.53	966.25	330.90	1,561.97	966.25	-
8	Less :Tax expenses								
	Current Tax	128.52	120.00	61.80	248.52	83.29	411.53	248.52	-
	Deferred Tax	-	-	-	-	-	15.24	-	-
9	Profit / (Loss) for the period from continuing operations (7-8)	407.36	310.37	183.73	717.73	247.61	1,135.20	717.73	-
10	Profit / (Loss) from discontinued operation before tax	-	-	-	-	-	-	-	-

[Signature]


11	Tax Expense on discontinued operation	-	-	-	-	-	-	-	-
12	Profit / (Loss) from discontinued operation after tax (10-11)	-	-	-	-	-	-	-	-
13	Profit / (Loss) for the period (9 +12)	407.36	310.37	83.73	717.73	247.61	1,135.20	717.73	-
14	Other comprehensive income	-	-	-	-	-	-	-	-
	(i) Items that will not be reclassified to profit or loss	-	-	-	-	-	-	-	-
	(ii) Income tax relating to items that will not be reclassified to profit or loss	-	-	-	-	-	-	-	-
	(iii) Items that will be reclassified to profit or loss	-	-	-	-	-	-	-	-
	(iv) Income tax relating to items that will be reclassified to profit or loss	-	-	-	-	-	-	-	-
	Other Comprehensive Income	-	-	-	-	-	-	-	-
	Total Comprehensive income / (loss) for the period (13+14)	407.36	310.37	183.73	717.73	247.61	1,135.20	717.73	-
15	Net Profit / (Loss) attributable to	407.36	310.37	183.73	717.73	247.61	1,135.20	717.73	-
	(a) Owners of the Company	407.36	310.37	183.73	717.73	247.61	1,135.20	717.73	-
	(b) Non-controlling interest	-	-	-	-	-	-	-	-
16	Other Comprehensive income	-	-	-	-	-	-	-	-
	(a) Owners of the Company	-	-	-	-	-	-	-	-
	(b) Non-controlling interest	-	-	-	-	-	-	-	-
17	Total comprehensive income / Loss) attributable to	407.36	310.37	183.73	717.73	247.61	1,135.20	717.73	-
	(a) Owners of the Company	407.36	310.37	183.73	717.73	247.61	1,135.20	717.73	-
	(b) Non-controlling interest	-	-	-	-	-	-	-	-
18	Paid-up equity share capital (Face value of` 10/- each)	1,133.00	1,133.00	1,133.00	1,133.00	1,133.00	1,133.00	1,133.00	-
19	Reserve excluding Revaluation Reserves	6,536.57	6,129.21	4,904.18	6,536.57	4,904.18	5,818.84	6,536.57	-
20	Earnings per equity share (for continuing operation)								-
	(a) Basic	3.60	2.74	1.62	6.33	2.19	10.02	6.33	-
	(b) Diluted	3.60	2.74	1.62	6.33	2.19	10.02	6.33	-
21	Earnings per equity share (for discontinuing operation)								-
	(a) Basic	-	-	-	-	-	-	-	-
	(b) Diluted	-	-	-	-	-	-	-	-
22	Earnings per equity share								-
	(a) Basic	3.60	2.74	1.62	6.33	2.19	10.02	6.33	-
	(b) Diluted	3.60	2.74	1.62	6.33	2.19	10.02	6.33	-

June 1



JASCH INDUSTRIES LIMITED

Regd. Office : 502, NDM-II, NSP, Pitampura, Delhi - 110034

CIN NO. L24302DL1985PLC383771


Website : www.jaschindustries.com, Email : accounts@jasch.biz

STANDALONE AND CONSOLIDATED STATEMENT OF ASSETS AND LIABILITIES AS AT 30TH SEPTEMBER, 2021.

(Rs. In Lakh)

Particulars	Standalone As At		CONSOLIDATED AS AT	
	30th September 2021	31st March, 2021	30th September 2021	31st March, 2021
I. ASSETS				
1. Non-current assets				
Property, plant and equipment				
Tangible Assets	3,004.61	3,026.88	3,004.61	-
Intangible Assets	-	-	-	-
Capital work - in progress	-	-	-	-
Investments in subsidiaries, associates	5.10	0.10	0.10	-
Financial assets				
Investments	-	-	-	-
Other financial assets	27.47	27.47	27.47	-
Other non-current assets	72.73	90.77	72.73	-
2. Current assets				
Inventories	2,499.95	2,172.05	2,499.95	-
Financial assets				
Investments	-	-	-	-
Trade receivables	2,620.04	2,817.90	2,620.04	-
Cash and cash equivalents	753.62	239.49	758.62	-
Bank Balances other than cash and cash equivalents	158.93	147.88	158.93	-
Other Financial assets	2,473.23	2,057.03	2,473.23	-
Other current assets	131.29	62.54	131.29	-
TOTAL ASSETS	11,746.97	10,642.11	11,746.97	-
II EQUITY AND LIABILITIES				
1. Equity				
Equity share capital	1,133.00	1,133.00	1,133.00	-
Other equity	6,536.57	5,818.84	6,536.57	-
2. Liabilities				
Non-current liabilities				
Financial liabilities				
Borrowings	97.58	135.30	97.58	-
lease liabilities	-	-	-	-
Deferred tax liability (Net)	297.39	297.39	297.39	-
3. Current liabilities				
Financial liabilities				
Borrowings	204.98	236.08	204.98	-
lease liabilities	-	-	-	-
Trade payables	2,153.53	2,114.52	2,153.53	-
Other financial liabilities	26.72	26.41	26.72	-
Other Current liabilities	1,097.19	746.50	1,097.19	-
Provisions	107.54	56.01	107.54	-
Liability for current tax (Net)	92.47	78.06	92.47	-
TOTAL EQUITY AND LIABILITIES	11,746.97	10,642.11	11,746.97	-

Juray



JASCH INDUSTRIES LIMITED
 Regd. Office : 502, NDM-II, NSP, Pitampura, Delhi - 110034
 CIN NO. L24302DL1985PLC383771
 Website : www.jaschindustries.com, Email : accounts@jasch.biz
STANDALONE & CONSOLIDATED STATEMENT OF CASH FLOW FOR THE PERIOD ENDED 30TH SEPT., 2021.


(₹ In Lakh)

Particulars	Standalone		Consolidated	
	30.09.2021	31.03.2021	30.09.2021	31.03.2021
CASH FLOW FROM OPERATING ACTIVITIES :				
Profit before tax	966.25	1,561.97	966.25	---
Adjustments to reconcile net profit to net cash provided by operating activities				
Depreciation and amortization	145.30	286.02	145.30	---
Finance cost	22.63	61.28	22.63	---
Exchange differences on translation of assets and liabilities	(11.79)	(4.51)	(11.79)	---
Interest, dividend and other income	(47.71)	(85.22)	(47.71)	---
Net (gain) / reduction in the fair value of assets held for sale	-	-	-	---
Bad debts written off	79.00	26.49	79.00	---
Other adjustments	(38.14)	(91.35)	(38.14)	---
Operating profit before working capital changes	1,115.53	1,754.69	1,115.53	---
Adjustments for change in assets and liabilities	-	-	-	---
(Increase) / decrease in trade receivables	197.86	(573.73)	197.86	---
(Increase) / decrease in inventories	(327.91)	(212.58)	(327.91)	---
Other financial assets and other assets	(477.96)	(1,414.77)	(477.96)	---
Increase / (decrease) in trade payables	39.00	276.42	39.00	---
Other financial liabilities, other liabilities and provisions	391.95	223.90	391.95	---
Income taxes paid	(248.52)	(331.94)	(248.52)	---
Exceptional items	-	-	-	---
Net cash flows (used in)/generated from operating activities after exceptional items	689.96	(278.01)	689.96	---
CASH FLOW FROM INVESTING ACTIVITIES :				
Inflows				
Sale proceeds of vehicles, plant and equipment	9.21	6.72	9.21	---
Interest & other income	47.71	85.22	47.71	---
Sale of Investment in subsidiaries(Net)	-	-	-	---
Sale of current investments	-	305.06	-	---
Exchange Rate effect	11.79	4.51	11.80	---
Gain on sale of short term investments	-	-	-	---
Inflow from Investing Activity	68.72	401.52	68.72	---
Outflows				
Purchase of Property, plant and equipment	148.11	192.37	148.11	---
Purchase of non current investments	5.00	-	-	---
Purchase of current investments (net)	-	-	-	---
Investment in subsidiaries.	-	-	-	---

Juray



Outflow from Investing Activity				
Net cash (used in) / generated from investing activities	153.11	192.37	148.11	---
CASH FLOW FROM FINANCING ACTIVITIES :	(84.39)	209.14	(79.39)	---
Inflows				
Proceeds from long-term borrowings				
Proceeds of short term borrowings .	14.50	7.00	14.50	---
Inflow from financing activity	-	141.85	-	---
Outflows	14.50	148.85	14.50	---
Repayment of long term borrowings (Net)	-		-	---
Repayment of short term borrowings (Net)	52.22	130.25	52.22	---
Dividend paid	31.10	-	31.10	---
Interest paid	-	-	-	---
Outflow from financing activity	22.63	61.28	22.63	---
Net cash (used in) / generated from financing activities	105.95	191.53	105.95	---
NET INCREASE/(DECREASE) IN CASH AND CASH EQUIVALENTS	(91.45)	(42.68)	(91.45)	---
Cash and cash equivalence at beginning of the year	514.13	(111.55)	519.13	---
Cash and cash equivalence at end of the Year.	239.49	351.04	239.49	---
	753.62	239.49	758.62	239.49




Standalone And Consolidated Segment wise Revenue, Results, Assets and Liabilities for the Quarter & Half Year Ended 30th September, 2021.
(₹ In Lakh)

Particulars	STANDALONE						CONSOLIDATED	
	Quarter Ended			Half Year Ended		Year Ended	Half Year Ended	Year Ended
	30.09.21 Unaudited	30.06.21 Unaudited	30.09.20 Unaudited	30.09.21 Unaudited	30.09.20 Unaudited	31.03.21 Audited	30.09.2021 Unaudited	31.03.21
1 Segment Revenue								
a) Electronic Thickness Gauge (BTG)	1,585.84	1,112.44	883.11	2,698.28	1,557.62	4,353.62	2,698.28	---
b) Synthetic Leather & Allied Products	3,699.48	2,591.77	1,762.12	6,291.25	2,576.27	9,214.01	6,291.25	---
c) Unallocated	-	-	-	-	-	-	-	---
Total	5,285.32	3,704.21	2,645.23	8,989.53	4,133.89	13,567.63	8,989.53	---
Less: Inter-segment Revenue.	-	-	-	-	-	-	-	---
Revenue From Operations	5,285.32	3,704.21	2,645.23	8,989.53	4,133.89	13,567.63	8,989.53	---
2 Segment Result (Profit (+) / Loss (-) before Tax and Interest								
a) Electronic Thickness Gauge (BTG)	682.08	268.23	160.59	950.31	225.52	901.06	950.31	---
b) Synthetic Leather & Allied Products	(134.57)	173.14	101.64	38.57	135.18	722.19	38.57	---
c) Unallocated	-	-	-	-	-	-	-	---
Total	547.51	441.37	262.23	988.88	360.70	1,623.25	988.88	---
Less : (i) Interest	11.63	11.00	16.70	22.63	29.80	61.28	22.63	---
(ii) Other un-allocable expenditure Net of un-allocable income	-	-	-	-	-	-	-	---
Total Profit Before Tax	535.88	430.37	245.53	966.25	330.90	1,561.97	966.25	---
3 Segment Assets								
a) Electronic Thickness Gauge (BTG)	4,999.09	4,136.92	2,873.56	4,999.09	2,873.56	3,949.56	4,999.09	---
b) Synthetic Leather & Allied Products	6,747.88	6,766.13	5,616.26	6,747.88	5,616.26	6,692.55	6,747.88	---
Total Segment Assets	11,746.97	10,903.05	8,489.82	11,746.97	8,489.82	10,642.11	11,746.97	---
4 Segment Liabilities								
a) Electronic Thickness Gauge (BTG)	1,310.55	1,168.58	676.78	1,310.55	676.78	930.05	1,310.55	---
b) Synthetic Leather & Allied Products	2,513.56	2,174.87	7,387.21	2,513.56	7,387.21	2,384.77	2,513.56	---
c) Unallocated	7,922.86	7,559.60	425.83	7,922.86	425.83	7,327.29	7,922.86	---
Total Segment Liabilities	11,746.97	10,903.05	8,489.82	11,746.97	8,489.82	10,642.11	11,746.97	---

Notes :

- The above results have been reviewed by the Audit Committee and approved by the Board of Directors at their respective meetings held on 23rd October 2021. The Statutory Auditors of the Company have carried out a limited review of these financial results.
- The financial results of the Company have been prepared in accordance with Indian Accounting Standards (Ind AS).
- Figures for the previous periods have been regrouped, wherever necessary, to conform to the current period's classification.
- *The Financial results of Jasch Industries Ltd ("JIL") have been consolidated with that of Jasch Gauging Technologies Ltd ("JGTL" - a wholly owned subsidiary of JIL) which was incorporated only on 25-05-2021 and received approval to commence business on 06-07-2021. JGTL has not carried on any business activity during the Quarter under report. Therefore, standalone and consolidated figures as at 30-09-2021 are the same. Since JGTL was not in existence on 31-03-2021, a dash ("-") appears in the relevant column of consolidated data as on 31-03-2021.

Sonipat, 23rd October 2021

For Jasch Industries Ltd

(J. K. GARG)
CHAIRMAN & MANAGING DIRECTOR
J.K. Garg
Chairman &
Managing Director

DISCLOSURE AS PER INDIAN ACCOUNTING STANDARD – 24 ON “RELATED PARTY DISCLOSURES”

TABLE – A - Related Party, KMP and relationship for the period ended on 30.09.2021.


Nature of relationship	Name of related parties	Short name	% of Holding	Remarks
Reporting Entity (RE) / Listed Entity	Jasch Industries Limited	JIL	---	Nil
Controlled Entity - Trust - Indian	JIL Employees Group Gratuity Trust	JEGG	100	Nil
Other related party where one director and his relatives interested	Indev Asia Limited, Hong Kong	IND-HK	NIL	Nil
	Imars Fashions	IF	NIL	Nil
Wholly Owned Indian Subsidiary	Jasch Gauging Technologies Ltd	JGTL	100	Nil
Associate Enterprises	Nil	-	NIL	Nil
Joint Venture of Entity	Nil	-	NIL	Nil
Key Management Personnel	Jai Kishan Garg, Mg. Director		KMP	Nil
	Ramnik Garg, Executive Director		KMP	Nil
	Manish Garg, , Executive Director		KMP	Nil
	Navneet Garg, Executive Director		KMP	Nil
	S. K. Verma, Vice President & Company Secretary		KMP	Nil
Relative of key management personnel*	M. Paliwal, Chief Financial Officer		KMP	Nil
	Rushil Garg, Employee		REL	Nil
	Umesh Kumar gupta		REL	Nil

*only those relatives of key managerial personnel, who have transactions with the Company are mentioned in this list.

TABLE – B - Disclosure U/s 188 of the Companies Act, 2013 for the period ended on 30.09.2021.

(Rs. in Lakh)

Nature of Transaction	Short name of entity				
	KMP/REL	JEGG	IND-HK	IF	JGTL
Sales of Finished Goods	---	---	---	---	---
Sales of Raw Materials	---	---	---	---	---
Sales of Fixed Assets	---	---	---	---	---
Purchase of Raw Materials	---	---	---	---	---
Purchase of Fixed Assets	---	---	---	---	---
Premium Paid (Gratuity contribution)	---	---	---	---	---
Reimbursement claimed	---	07.58	---	---	---
Gratuity Claimed Directly paid	---	---	---	---	---
Transfer of Research & Development	---	---	---	---	---
Services given / received	---	---	---	---	---
Investment In Equity	---	---	---	---	---
Repatriation of Equity	---	---	---	---	---
Equity Written Off	---	---	---	---	---
KMP Compensation	---	---	---	---	---
Short-term employee benefits as Directors	172.51	---	---	---	---
Short-term employee benefits as Other KMPs	30.86	---	---	---	---
Post-employment benefits	---	---	---	---	---
Other long-term employee benefits	---	---	---	---	---
Termination benefits	---	---	---	---	---
Share-based payment	---	---	---	---	---
Payment to Relatives as Salary	11.58	---	---	---	---
Payment to Relative as Sitting Fees	---	---	---	---	---



Loan / Advances Given / Taken	---	---	---	---	---
Loan Taken by the Company including Opening Balance	---	---	---	---	---
Loan Repaid	---	---	---	---	---
Loan Outstanding at Closing Date	---	---	---	---	---
Total Outstanding (Debit / Credit) (As at 30.09.2021)	---	00.51	---	---	---
Provision for doubtful debts related to outstanding balance	---	---	---	---	---
Bad debts recognised in Profit / Loss	---	---	---	---	---
Amount of provision of KMP services that are provided by separate entity	---	---	---	---	---

TABLE – C – Disclosure U/s 186 of Companies Act, 2013 and Regulations 34(3) of Listing Regulations read with Schedule V thereof. (Rs. in Lakh)

Nature of Transaction	JIL	Related Party as per above table - A			
		JEGG	IND-HK	IF	JGTL
a. Loans / Advances to Subsidiaries	---	---	---	---	05.45
Loans / Deposits / Guarantee / Collateral Given	---	---	---	---	---
Loans / Deposits / Guarantee / collateral Taken	---	---	---	---	---
Total Outstanding	---	---	---	---	05.45
b. Investment by loanee in the shares of the parent company / subsidiary	---	---	---	---	---

Transactions of listed entity with the person having 10% or more share holding in the listed entity

S.No.	Name	No of Shares	%age	Transaction with listed entity
1	Manish Garg	12,96,759	11.45	No transaction except remuneration of Rs. 40.72 lakh paid to him during the period.

Terms and conditions of transactions with related parties

All Related Party Transactions entered during the period were in ordinary course of the business and were on arm's length basis.





To
The Board of Directors
Jasch Industries Limited,
502, Block-C, NDM 2
NSP, Pitampura
Delhi-110034

Dear Sirs,

Re : Limited Review Report of the Unaudited Financial Results for the quarter ended 30th September, 2021 and year to date results for the period from April 01, 2021 to September 30, 2021.

We have reviewed the accompanying Statement of Unaudited Financial Results of Jasch Industries Ltd (“the Company”) for the Quarter ended on 30th September, 2021 and year to date from April 01, 2021 to September 30, 2021 (“the Statement”) attached herewith, being submitted by the Company pursuant to the requirement of Regulation 33 of SEBI (Listing Obligations and Disclosure Requirements), Regulations, 2015 (‘the Regulation’) as amended, read with SEBI Circular No. CIR/CFD/CMDI/80/2019 dated 19th July, 2019 (‘the Circular’). This statement is the responsibility of the Company’s Management and has been approved by the Board of Directors. Our responsibility is to issue a report on these financial statements based on our review.

The Statement which is the responsibility of the Company’s Management and approved by the Board of Directors has been prepared in accordance with the recognition and measurement principles laid down in the Indian Accounting Standard 34 “Interim Financial Reporting” (“Ind AS 34”), prescribed under Section 133 of the Companies Act, 2013 read with relevant rules issued there under and other accounting principles generally accepted in India. Our responsibility is to issue a report on the Statement based on our review.

We conducted our review of the Statement in accordance with the Standard on Review Engagements (SRE) 2410 “*Review of Interim Financial Information Performed by the Independent Auditor of the Entity*”, issued by the Institute of Chartered Accountants of India. This Standard requires that we plan and perform the review to obtain moderate assurance as to whether the financial statements are free of material misstatement. A review is limited primarily to inquiries of company personnel and analytical procedures applied to financial data and thus provides less assurance than an audit. We have not performed an audit and, accordingly, we do not express an audit opinion.


Based on our review conducted as above, nothing has come to our attention that causes us to believe that the accompanying statement of Unaudited Financial Results prepared in accordance with applicable Indian Accounting Standards specified under section 133 of



the Companies Act, 2013 as amended, read with relevant rules issued thereunder and other recognized accounting practices and policies has not disclosed the information required to

be disclosed in terms of Regulation 33 of the SEBI (Listing Obligations and Disclosure Requirements) Regulations, 2015 including the manner in which it is to be disclosed, or that it contains any material misstatement.

For Mukesh A Mittal & Co
Chartered Accountants
(Registration No. 016910N)



CA Shikha Gupta
(Partner)

Membership No.: 520509

New Delhi

Date: 23/10/2021

UDIN: 21520509AAAA942383



Independent Auditor's Review Report on Consolidated Unaudited Quarterly Financial Results and Year to Date Results of the Company Pursuant to the Regulation 33 of the SEBI (Listing Obligations and Disclosure Requirements) Regulations, 2015 (as amended)

**TO THE BOARD OF DIRECTORS OF
JASCH INDUSTRIES LIMITED**

1. We have reviewed the accompanying Statement of Consolidated Unaudited Financial Results of JASCH INDUSTRIES LIMITED ("the Parent") and its subsidiaries (the Parent and its subsidiaries together referred to as "the Group"), for the quarter ended September 30, 2021 and the consolidated year to date results for the period 1 April, 2021 to 30 September, 2021, being submitted by the Parent Company pursuant to the requirements of Regulation 33 of the SEBI (Listing Obligations and Disclosure Requirements) Regulations, 2015 (as amended), including relevant circulars issued by the SEBI from time to time.
2. This Statement, which is the responsibility of the Parent's Management and approved by the Parent's Board of Directors, has been prepared in accordance with the recognition and measurement principles laid down in Indian Accounting Standard 34 "Interim Financial Reporting" ("Ind AS 34"), prescribed under Section 133 of the Companies Act, 2013 ('the Act') , SEBI Circular CIR/CFD/FAC/62/2016 dated 5 July 2016 (hereinafter referred to as 'the SEBI Circular), and other accounting principles generally accepted in India. Our responsibility is to express a conclusion on the Statement based on our review.
3. We conducted our review of the Statement in accordance with the Standard on Review Engagements (SRE) 2410 "*Review of Interim Financial Information Performed by the Independent Auditor of the Entity*", issued by the Institute of Chartered Accountants of India. A review of interim financial information consists of making inquiries, primarily of persons responsible for financial and accounting matters, and applying analytical and other review procedures. A review is substantially less in scope than an audit conducted in accordance with Standards on Auditing specified under section 143(10) of the Act, and consequently does not enable us to obtain assurance that we would become aware of all significant matters that might be identified in an audit. Accordingly, we do not express an audit opinion.

We also performed procedures in accordance with the SEBI Circular CIR/CFD/CMD1/44/2019 dated 29 March 2019 issued by the SEBI under Regulation 33 (8) of the SEBI (Listing Obligations and Disclosure Requirements) Regulations, 2015, as amended, to the extent applicable.

4. Based on our review conducted and procedures performed as stated in paragraph 3 above, nothing has come to our attention that causes us to believe that the accompanying Statement, prepared in accordance with the recognition and measurement principles laid down in Indian Accounting Standard 34, prescribed under section 133 of the Act, the SEBI Circular and other accounting principles generally accepted in India, has not disclosed the information required to be disclosed in terms of Regulation 33 of the SEBI (Listing Obligations and Disclosure Requirements) Regulations, 2015, as amended,



including the manner in which it is to be disclosed, or that it contains any material misstatement.

Our conclusion is not modified in respect of this matter.

For **Mukesh A Mittal & Co.**
Chartered Accountants
(ICAI Firm Registration No. 016910N)



CA. Shikha Gupta
(Partner)
Membership No. 520509
Place: New Delhi
Date: 28/10/2021
UDIN: 21520509AAAAQI3251