

February 03, 2021

To
The Secretary (Listing Department) The Manager,
The BSE Limited The National Stock Exchange India Limited
Phiroze Jeejeebhoy Towers Exchange Plaza, Bandra Kurla Complex
Dalal Street, Mumbai-400001 Bandra(E), Mumbai-400051

BSE Scrip Code: 540203 NSE Symbol: SFL

Subject: Intimation of outcome of the meeting and Limited Reviewed un-audited Standalone and Consolidated Financial Results for the quarter ended 31st December 2020.

Dear Sir/Madam

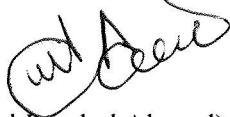
In terms of Regulations 30 and 33 and other applicable provisions of the SEBI (Listing Obligation and Disclosures Requirements) Regulations, 2015 read with related circulars and notifications, please find enclosed herewith, Limited Reviewed un-audited Standalone and Consolidated Financial Results for the quarter ended 31st December, 2020 as approved by the Board of Directors in its meeting held on February 03, 2021. The Board Meeting commenced at 1:30 pm and concluded at 4.20 Pm.

The management update on quarterly results is also enclosed.

Thanking you,

Yours truly,

For Sheela Foam Limited

A handwritten signature in black ink, appearing to read 'Md. Iqbal Ahmad', written over a circular stamp or mark.

(Md. Iqbal Ahmad)
Company Secretary & Compliance Officer

SHEELA FOAM LTD.

37/2, Site-IV, Sahibabad Industrial Area, Ghaziabad, U.P. - 201010, India
Ph: Int-91-(0)-120-4162200 • Fax: Int-91-(0)-120-4162282, 4162283 • Email: contactus@sheelafoam.com
Regd. Office: C-55, Preet Vihar, Vikas Marg, Delhi-110092, India • Ph: Int-91-(0)-11-22026875-76
Toll Free: 1800 103 6664 • www.sleepwellproducts.com • www.sheelafoam.com
CIN-L74899DL1971PLC005679

S.P. CHOPRA & CO.
Chartered Accountants

31-F, Connaught Place
New Delhi- 110 001
Tel: 91-11-23313495-6
Fax: 91-11-23713516
ICAI Regn. No. 000346N
Website : www.spchopra.in
E-mail: spc1949@spchopra.in

Independent Auditor's Review Report on Unaudited Consolidated Financial Results of the Company pursuant to the Regulation 33 of the SEBI (Listing Obligations and Disclosure Requirements) Regulations, 2015, as amended, for the Quarter and Nine Months period ended December 31, 2020

To The Board of Directors Sheela Foam Limited,

1. We have reviewed the accompanying Statement of **Unaudited Consolidated Financial Results** (the 'Statement') of **Sheela Foam Limited** (the 'Parent') and its Subsidiaries (the Parent and its Subsidiaries together referred to as 'the Group') for the quarter and nine months period ended December 31, 2020, being submitted by the Parent pursuant to the requirements of the Regulation 33 of the SEBI (Listing Obligations and Disclosure Requirements) Regulation, 2015, as amended ('the Listing Regulations').
2. This Statement, which is the responsibility of the Parent's Management and approved by the Parent's Board of Directors, has been prepared in accordance with the recognition and measurement principles laid down in Indian Accounting Standard 34 "Interim Financial Reporting" ("Ind AS 34"), prescribed under Section 133 of the Companies Act, 2013, and other accounting principles generally accepted in India. Our responsibility is to express a conclusion on the Statement based on our review.
3. We conducted our review of the Statement in accordance with the Standard on Review Engagements (SRE) 2410 "Review of Interim Financial Information Performed by the Independent Auditor of the Entity", issued by the Institute of Chartered Accountants of India. A review of interim financial information consists of making inquiries, primarily of persons responsible for financial and accounting matters, and applying analytical and other review procedures. A review is substantially less in scope than an audit conducted in accordance with Standards on Auditing and consequently does not enable us to obtain assurance that we would become aware of all significant matters that might be identified in an audit. Accordingly, we do not express an audit opinion.

We also performed procedures in accordance with the circular issued by the SEBI under Regulation 33 (8) of the SEBI (Listing Obligations and Disclosure Requirements) Regulations, 2015, as amended, to the extent applicable.

4. The Statement include the financial results of the following entities:

Name of Entity	Nature of relationship
Sheela Foam Limited	Parent Company
Joyce Foam Pty. Limited and Controlled Entity (Joyce WC NSW Pty Limited), Australia	Wholly Owned Subsidiaries of Parent Company
International Foam Technologies SL, Spain and Subsidiaries	
SleepX US Inc., USA	
Divya Software Solutions Private Limited, India	
Sleepwell Enterprises Private Limited, India	
Staqo World Private Limited, India	



5. Based on our review conducted and procedures performed as stated in paragraph 3 above and based on the consideration of the review reports of the other auditors referred to in paragraph 6 below, nothing has come to our attention that causes us to believe that the accompanying Statement, prepared in accordance with the recognition and measurement principles laid down in the aforesaid Indian Accounting Standard and other accounting principles generally accepted in India, has not disclosed the information required to be disclosed in terms of Regulation 33 of the SEBI (Listing Obligations and Disclosure Requirements) Regulations, 2015, as amended, including the manner in which it is to be disclosed, or that it contains any material misstatement.
6. We did not review the interim financial results of four wholly owned subsidiaries namely Joyce Foam Pty. Ltd. and Controlling Entity, incorporated in Australia, International Foam Technologies SL, Spain and Subsidiaries, incorporated in Spain and Divya Software Solutions Private Limited and Staqa World Private Limited, both incorporated in India whose interim financial results reflect total revenues of Rs. 222.63 crores and Rs. 558.83 crores, net profit after tax of Rs. 22.62 crores and Rs. 56.41 crores and total comprehensive income of Rs. 22.62 crores and Rs. 56.41 crores for the quarter and nine months period ended December 31, 2020 respectively, as considered in the Unaudited Consolidated Financial Results. These interim financial results have been reviewed by other auditors whose reports have been furnished to us by the Parent's Management and our conclusion on the Statement, in so far as it relates to the amounts and disclosures included in respect of these subsidiaries, is based solely on the reports of the other auditors and the procedures performed by us as stated in paragraph 3 above.


One foreign wholly owned subsidiary, namely SleepX US Inc., though has been incorporated in USA, however, as no share capital has been subscribed therein, and there are no operations in the said subsidiary so far, therefore no financial statements / results have been prepared for the said subsidiary. Further, as there is no investment of Parent Company in the said subsidiary, except the expenditure incurred for its incorporation, there is no impact of the same on these consolidated financial results.

Our conclusion on the Statement is not modified in respect of above matters.

Place : New Delhi
Date : 03.02.2021

S. P. Chopra & Co.
Chartered Accountants
ICAI Firm Regn. No. 000346N

(**Pawan K. Gupta**)
Partner
M. No. 092529
UDIN : 2109 2529 AAAA L888D




SHEELA FOAM LIMITED

Regd. office: C-55 Preet Vihar, Vikas Marg , New Delhi-110092
Corporate Office: 37/2 Site IV Sahibabad Industrial Area Ghaziabad-201010
Tel: 0120-4162200, Fax: 0120-41622825
CIN L74899DL1971PLC005679

**STATEMENT OF UNAUDITED CONSOLIDATED FINANCIAL RESULTS
FOR THE QUARTER AND NINE MONTHS PERIOD ENDED DECEMBER 31, 2020**

(Rs. in Crores)

Sr. No.	Particulars	Quarter ended			Nine months ended		Year ended
		Dec. 31, 2020 (Unaudited)	Sept. 30, 2020 (Unaudited)	Dec. 31, 2019 (Unaudited)	Dec. 31, 2020 (Unaudited)	Dec. 31, 2019 (Unaudited)	March 31, 2020 (Audited)
1	Income						
	a) Revenue from operations	825.88	607.83	658.00	1,702.68	1,669.52	2,173.63
	b) Other Income	15.70	9.28	7.15	35.82	27.82	39.99
	Total income (a) + (b)	841.58	617.11	665.15	1,738.50	1,697.34	2,213.62
2	Expenses						
	a) Cost of materials consumed	482.45	309.44	316.50	918.99	821.31	1,088.10
	b) Purchases of stock-in-trade	2.05	10.60	2.37	13.21	17.58	17.98
	c) Other manufacturing expenses	17.48	14.86	19.54	40.53	52.51	70.63
	d) Change in inventories of finished goods, stock-in-process and stock-in-trade	(18.12)	(9.28)	16.79	(11.57)	11.62	(1.44)
	e) Employee benefits expense	64.45	58.31	58.63	168.07	169.33	220.35
	f) Finance costs	4.68	4.26	2.97	13.06	7.68	13.00
	g) Depreciation and amortisation expense	19.89	17.38	12.17	54.43	32.06	59.04
	h) Other expenses	133.64	117.48	150.33	295.26	370.65	477.60
	Total Expenses (a+b+c+d+e+f+g+h)	706.52	523.05	579.30	1,491.98	1,482.74	1,945.26
3	Profit before exceptional items & tax (1-2)	135.06	94.06	85.85	246.52	214.60	268.36
4	Exceptional item	-	-	-	-	-	11.99
5	Profit before tax (3-4)	135.06	94.06	85.85	246.52	214.60	256.37
6	Tax expense						
	- Current quarter/year's tax	34.97	26.79	25.77	65.77	59.08	66.77
	- Earlier quarter/Year's tax	-	-	-	-	1.10	-
	- Deferred tax	(0.05)	(2.57)	(4.57)	(1.03)	(7.69)	(4.69)
7	Profit for the period (5-6)	100.14	69.84	64.65	181.78	162.11	194.29
8	Other Comprehensive Income / (Loss)						
a.	Items that will not be reclassified as profit or loss						
	- Re-measurements of the net defined benefit plans	(1.45)	(1.44)	(0.39)	(4.34)	(1.17)	(5.79)
	- Income tax effect	0.36	0.37	0.08	1.09	0.33	1.46
b	Items that will be reclassified as profit or loss						
	- Exchange differences on translation of foreign operations	2.17	0.91	0.49	3.38	0.26	1.26
	- Fair value gain on investments	7.53	-	-	7.53	-	-
	- Income tax effect	(0.86)	-	-	(0.86)	-	-
	Other Comprehensive Income / (Loss) for the period (a+b)	7.75	(0.16)	0.18	6.80	(0.58)	(3.07)
9	Total Comprehensive Income for the period (7+8)	107.89	69.68	64.83	188.58	161.53	191.22
10	Profit for the period attributable to:						
	Shareholders of the parent company	99.28	68.97	64.28	179.58	161.74	193.43
	Non-controlling Interest	0.86	0.87	0.37	2.20	0.37	0.86
11	Other Comprehensive Income/(Loss) attributable to:						
	Shareholders of the parent company	7.75	(0.16)	0.17	6.80	(0.59)	(3.07)
	Non-controlling Interest	-	-	0.01	-	0.01	-
12	Total Comprehensive Income for the period attributable to:						
	Shareholders of the parent company	107.03	68.81	64.45	186.38	161.15	190.36
	Non-controlling Interest	0.86	0.87	0.38	2.20	0.38	0.86
13	Paid up Equity Share Capital Rs. 5/- each	24.39	24.39	24.39	24.39	24.39	24.39
14	Earning per share (EPS) of face value Rs. 5/- each (not annualised)	20.53	14.32	13.25	37.26	33.23	39.83
	- Basic and Diluted						



Notes:

- 1 These consolidated financial results have been reviewed by the Audit Committee and subsequently approved by the Board of Directors, in their respective meetings held on February 03, 2021. Limited review under regulation 33 of the SEBI (Listing Obligations and Disclosure Requirements) Regulation, 2015, as amended has been carried out by the Statutory Auditors of the Group and they have expressed an unqualified conclusion on these results.
- 2 The above financial results have been prepared in accordance with the Indian Accounting Standards (Ind AS) as prescribed under Section 133 of the Companies Act, 2013 read with Rule 3 of the Companies (Indian Accounting Standards) Rules, 2015, as amended from time to time.
- 3 Segment Reporting as per Indian Accounting Standard for Operating Segments (Ind AS 108), prescribed, under Section 133 of the Companies Act, 2013 read with relevant rules issued thereunder:

The Group is mainly engaged in the manufacturing of the products of same type/class, and therefore there is no reportable Business Segments as per Indian Accounting Standard for Operating Segments (Ind AS 108), prescribed, under Section 133 of the Companies Act, 2013 read with relevant rules issued thereunder, and as per the said standard the Group has Geographical Segments as given below:


Geographical Segment:

The analysis of the geographical segment based on the sales made within India and outside India by the Group is as under:

Particulars	(Rs. in Crores)					
	Quarter ended			Nine months ended		Year ended
	Dec. 31, 2020 (Unaudited)	Sept. 30, 2020 (Unaudited)	Dec. 31, 2019 (Unaudited)	Dec. 31, 2020 (Unaudited)	Dec. 31, 2019 (Unaudited)	March 31, 2020 (Audited)
Income from operations :						
- Within India	602.23	424.01	518.28	1,153.47	1,364.55	1,754.77
- Outside India	223.65	183.82	139.72	549.21	304.97	418.86
Profit after tax:						
- Within India	77.29	46.54	51.90	124.90	138.09	163.74
- Outside India	22.85	23.30	12.75	56.88	24.02	30.55

- 4 The Group has considered the possible effects that may result from COVID-19 in the preparation of these financial results. In assessing the carrying value of its assets and liabilities, the Group has considered internal and external information including the economic forecasts available, and based on such information and assessment, no further adjustments are required to be made. The impact of the pandemic may differ from that estimated as at the date of approval of these financial results. The Group will continue to closely monitor any material changes to future economic condition.
- 5 The Indian Parliament has approved the Code on Social Security, 2020 (the 'Code') which, inter alia, deals with employee benefits during employment and post-employment. The Code has been published in the Gazette of India, however, its effective date is yet to be notified and the related rules are yet to be framed. The Parent Company and its Indian Subsidiaries will complete their evaluation and will give appropriate impact in the financial results / statements, in the period in which, the Code becomes effective and the related rules are framed and published.
- 6 The figures of the previous quarter / period / year have been regrouped / restated, wherever considered necessary.

Place : Noida
Dated: February 03, 2021



For Sheela Foam Limited
Rahul Gautam
(Rahul Gautam)
Managing Director

S.P. CHOPRA & CO.
Chartered Accountants

31-F, Connaught Place
New Delhi- 110 001
Tel: 91-11-23313495-6
Fax: 91-11-23713516
ICAI Regn. No. 000346N
Website : www.spchopra.in
E-mail: spc1949@spchopra.in

Independent Auditor's Review Report on Unaudited Standalone Financial Results of the Company pursuant to the Regulation 33 of the SEBI (Listing obligations and Disclosure Requirements) Regulations, 2015, as amended, for the Quarter and Nine Months Period ended December 31, 2020

To The Board of Directors of Sheela Foam Limited,

1. We have reviewed the accompanying Statement of **Unaudited Standalone Financial Results** (the 'Statement') of **Sheela Foam Limited** (the 'Company') for the quarter and nine months period ended December 31, 2020 attached herewith, being submitted by the Company pursuant to the requirements of Regulation 33 of the SEBI (Listing Obligations and Disclosure Requirements) Regulations, 2015, as amended (the "Listing Regulations").
2. This Statement, which is the responsibility of the Company's Management and approved by the Company's Board of Directors, has been prepared in accordance with the recognition and measurement principles laid down in Indian Accounting Standard 34, (Ind AS 34) ' Interim Financial Reporting' prescribed under Section 133 of the Companies Act, 2013 as amended, read with relevant rules issued thereunder and other accounting principles generally accepted in India. Our responsibility is to express a conclusion on the Statement based on our review.
3. We conducted our review of the Statement in accordance with the Standard on Review Engagements (SRE) 2410 "Review of Interim Financial Information Performed by the Independent Auditor of the Entity", issued by the Institute of Chartered Accountants of India. This standard requires that we plan and perform the review to obtain moderate assurance as to whether the Statement is free of material misstatement. A review is limited primarily to inquiries of company personnel and analytical procedures applied to financial data and thus provides less assurance than an audit. We have not performed an audit and accordingly, we do not express an audit opinion.
4. Based on our review conducted as above, nothing has come to our attention that causes us to believe that the accompanying Statement, prepared in accordance with the recognition and measurement principles laid down in the aforesaid Indian Accounting Standards ('Ind AS') specified under Section 133 of the Companies Act, 2013 as amended, read with relevant rules issued thereunder and other accounting principles generally accepted in India, has not disclosed the information required to be disclosed in terms of the Listing Regulations, including the manner in which it is to be disclosed, or that it contains any material misstatement.

Place : New Delhi
Date : 03.02.2021

S. P. Chopra & Co.
Chartered Accountants
ICAI Firm Regn. No. 000346N

(Pawan K. Gupta)
Partner

M. No. 092529

UDIN: 21092529AAAAAK7488

SHEELA FOAM LIMITED

Regd. office: C-55 Preet Vihar, Vikas Marg, New Delhi-110092
Corporate Office :37/2 Site IV Sahibabad Industrial Area Ghaziabad-201010
Tel: 0120-4162200, Fax: 0120-41622825
CIN L74899DL1971PLC005679

**STATEMENT OF UNAUDITED STANDALONE FINANCIAL RESULTS
FOR THE QUARTER AND NINE MONTHS PERIOD ENDED DECEMBER 31, 2020**

(Rs. in Crores)

Sr. No.	Particulars	Quarter ended			Nine months ended		Year ended
		Dec. 31, 2020 (Unaudited)	Sept. 30, 2020 (Unaudited)	Dec. 31, 2019 (Unaudited)	Dec. 31, 2020 (Unaudited)	Dec. 31, 2019 (Unaudited)	March 31, 2020 (Audited)
1	Income						
	a) Revenue from operations	604.70	423.62	518.28	1,155.50	1,364.55	1,754.77
	b) Other Income	16.06	9.79	8.48	37.75	30.81	43.98
	Total Income (a) + (b)	620.76	433.41	526.76	1,193.25	1,395.36	1,798.75
2	Expenses						
	a) Cost of materials consumed	356.11	214.83	247.32	629.12	682.59	884.86
	b) Purchases of stock-in-trade	2.05	10.60	2.50	13.21	17.70	17.98
	c) Other manufacturing expenses	9.77	9.40	15.27	23.01	40.19	52.52
	d) Change in inventories of finished goods, stock-in-process and stock-in-trade	(13.21)	(6.99)	17.39	(10.63)	10.45	3.86
	e) Employee benefits expense	33.45	30.69	33.61	85.57	109.58	141.07
	f) Finance costs	2.17	2.22	2.01	6.41	6.19	8.14
	g) Depreciation and amortisation expense	8.34	8.01	8.81	24.31	24.62	33.09
	h) Other expenses	117.81	102.27	130.71	252.53	321.48	430.09
	Total Expenses (a+b+c+d+e+f+g+h)	516.49	371.03	457.62	1,023.53	1,212.80	1,571.61
3	Profit before exceptional item and tax (1-2)	104.27	62.38	69.14	169.72	182.56	227.14
4	Exceptional Item	-	-	-	-	-	11.99
5	Profit before tax (3-4)	104.27	62.38	69.14	169.72	182.56	215.15
6	Tax expense						
	- Current quarter/year's tax	25.69	16.30	20.59	42.01	49.02	54.23
	- Earlier quarter/year's tax	-	-	-	-	1.10	-
	- Deferred tax	0.59	(1.10)	(4.16)	0.92	(6.98)	(4.59)
7	Profit for the period (5-6)	77.99	47.18	52.71	126.79	139.42	165.51
8	Other Comprehensive Income/(loss)						
(a)	Items that will not be reclassified as profit or loss						
	- Re-measurements of the net defined benefit plans	(1.45)	(1.44)	(0.39)	(4.34)	(1.17)	(5.79)
	- Income Tax Effect	0.37	0.36	0.08	1.09	0.33	1.46
(b)	Items that will be reclassified as profit or loss						
	- Fair value gain on investments	7.53	-	-	7.53	-	-
	- Income tax effects	(0.86)	-	-	(0.86)	-	-
	Other Comprehensive Income / (Loss) for the period (a+b)	5.59	(1.08)	(0.31)	3.42	(0.84)	(4.33)
9	Total Comprehensive Income for the period (7+8)	83.58	46.10	52.40	130.21	138.58	161.18
10	Paid up Equity Share Capital Rs. 5/- each	24.39	24.39	24.39	24.39	24.39	24.39
11	Earning per share (EPS) of face value Rs. 5/- each (not annualised)						
	- Basic and Diluted	15.99	9.67	10.81	25.99	28.58	33.93

- Notes:**
- These standalone financial results have been reviewed by the Audit Committee and subsequently approved by the Board of Directors, in their respective meetings held on February 03, 2021. Limited review under Regulation 33 of the SEBI (Listing Obligations and Disclosure Requirements) Regulation, 2015, as amended, has been carried out by the Statutory Auditors of the Company and they have expressed an unqualified conclusion on these results.
 - The above financial results have been prepared in accordance with the Indian Accounting Standards (Ind AS) as prescribed under Section 133 of the Companies Act, 2013 read with Rule 3 of the Companies (Indian Accounting Standards) Rules, 2015, as amended from time to time.
 - The Company is engaged in the manufacturing of the products of same type / class and has no overseas operations / units and as such there are no reportable segments as per Indian Accounting Standard for Operating Segments (Ind AS 108), prescribed, under Section 133 of the Companies Act, 2013, read with relevant rules issued thereunder.
 - The Company has considered the possible effects that may result from COVID-19 in the preparation of these financial results. In assessing the carrying value of its assets and liabilities, the Company has considered internal and external information including the economic forecasts available, and based on such information and assessment, no further adjustments are required to be made. The impact of the pandemic may differ from that estimated as at the date of approval of these financial results. The Company will continue to closely monitor any material changes to future economic condition.
 - The Indian Parliament has approved the Code on Social Security, 2020 (the 'Code') which, inter alia, deals with employee benefits during employment and post-employment. The Code has been published in the Gazette of India, however, its effective date is yet to be notified and the related rules are yet to be framed. The Company will complete its evaluation and will give appropriate impact in the financial results / statements, in the period in which, the Code becomes effective and the related rules are framed and published.
 - The figures of the previous quarter / period / year have been regrouped / restated, wherever considered necessary.

Place : Noida
Dated: February 03, 2021



For Sheela Foam Limited
Rahul Gautam
(Rahul Gautam)
Managing Director

SHEELA FOAM LIMITED**Q3FY 21 RESULTS**

Consolidated: Sheela Foam Limited posted Consolidated Revenue from operations of Rs. 826 crores in Q3FY21 compared to Rs. 658 crores of Q3FY 20, registering a growth of 26%. EBITDA for Q3Y21 was Rs. 144 crores, as against Rs. 94 crores of corresponding quarter. Net profit (PAT) for Q3Y21 was Rs. 100 crores, as compared to Rs. 65 crores of corresponding quarter.

Standalone India:

During the quarter, the Revenue from operations on standalone basis was Rs. 605 crores compared to Rs. 518 crores of Q3FY20, registering a growth of 17%. The EBITDA for the quarter was Rs. 99 crores as compared to Rs. 71 crores of corresponding quarter. The Net Profit (PAT) for Q3FY21 was Rs. 78 crores as compared to Rs. 53 crores of corresponding quarter.

Standalone Australia:

During this quarter, Revenue from operations from Australia was Rs. 121 crores compared to Rs. 90 crores of Q3FY20, registering a growth of 34%. The EBITDA increased to Rs. 26 crores from Rs. 12 crores of corresponding quarter (Rs. 5 crores due to change in Accounting Standard in Australia) and the Net Profit (PAT) was Rs. 12 crores compared to Rs. 7 crores of corresponding quarter.

Standalone Spain

During this quarter, Revenue from operations from Spain was Rs. 100 crores compared to Rs. 50 crores of Q3FY20, registering a growth of 100%. The EBITDA increased to Rs. 18 crores from Rs. 10 crores of corresponding quarter and the Net Profit (PAT) was Rs. 11 crores compared to Rs. 6 crores of corresponding quarter.

Consolidated Results at a Glance

Particulars (Rs. In Cr.)	Q3FY21	CHANGE	FY21 (9 M)	CHANGE
REVENUE FROM OPERATIONS	826	↑ 25.5%	1703	↑ 1.9%
EBITDA	144	↑ 53.2%	278	↑ 22.5%
EBITDA MARGIN	17.4%		16.3%	
PROFIT AFTER TAX	100	↑ 53.8%	182	↑ 12.3%

Other Updates:

1. **Raw Material Prices:** The Average per kg. price of TDI was Rs.211/- in Q3FY21, Rs. 140/- in Q2FY21 and Rs.129/- in Q3FY 20

2. The Average per kg. price of POLYOL was Rs.216/- in Q3FY21, Rs. 119/- in Q2FY21 and Rs.100/- in Q3FY20.

3. Segment wise Sales Breakup: -**A) For Qtr.**

PRODUCT	Q3FY21			Q2FY21			Q3FY20		
	RS. CR.	Mattress in Lac No. Others in Tons	Rs. per pcs. For Mattress . Rs. per Kg. for others	RS. CR.	Mattress in Lac No. Others in Tons	Rs. per pcs. For Mattre ss. Rs. per Kg. for others	RS. CR.	Mattress in Lac No. Others in Tons	Rs. per pcs. For Mattress. Rs. per Kg. for others
MATTRESSES	285	7.78	3658	184	5.12	3593	241	6.68	3608
HOME COMFORT PRODUCTS	20	Assorted		13	Assorted		27	Assorted	
FURNITURE FOAM	80	1778	451	68	1909	353	79	2292	345
FOAM CORE	106	5845	181	78	5042	154	86	5542	155
TECHNICAL FOAM	113	3412	331	81	2918	278	85	3034	280
TOTAL	605			424			518		

B) For Nine Months

PRODUCT	Nine Months FY21			Nine Months FY20		
	RS. CR.	Mattress in Lac No. Others in Tons	Rs. per pcs. For Mattress. Rs. per Kg. for others	RS. CR.	Mattress in Lac No. Others in Tons	Rs. per pcs. For Mattress. Rs. per Kg. for others
MATTRESSES	536	14.75	3631	608	16.82	3615
HOME COMFORT PRODUCTS	38	Assorted		63	Assorted	
FURNITURE FOAM	164	4164	394	210	6115	343
FOAM CORE	207	12412	167	231	14694	157
TECHNICAL FOAM	210	6913	304	252	8985	281
TOTAL	1155			1364		