

January 23, 2024

<b>BSE Limited</b> Phiroze Jeejeebhoy Towers, Dalal Street, Fort, Mumbai - 400 001 <b>BSE Scrip Code:</b> 532749	<b>National Stock Exchange of India Limited</b> Exchange Plaza, C-1, Block G Bandra Kurla Complex Bandra (East), Mumbai - 400 051 <b>NSE Symbol:</b> ALLCARGO
--	---

**Sub: Monthly Operational Update**

Dear Sir/Madam,

In accordance with Securities and Exchange Board of India (Listing Obligations and Disclosure Requirements) Regulation, 2015 and Code of Practices and Procedures for Fair Disclosure of Unpublished Price Sensitive Information in terms of Regulation 8 of Securities and Exchange Board of India (Prohibition of Insider Trading) Regulations, 2015, we are enclosing herewith a copy of key business parameters for the month ended December 2023.

The given information is as per limited review by the Management. This is for the information of your members and the public at large.

The aforesaid information shall be made available on the Company's website at [www.allcargologistics.com](http://www.allcargologistics.com).

Kindly take the above on record.

Thanking you,

Yours faithfully,

**For Allcargo Logistics Limited**

**Devanand Mojidra**  
**Company Secretary & Compliance Officer**  
**Membership No.: A14644**

**Encl: a/a**

---

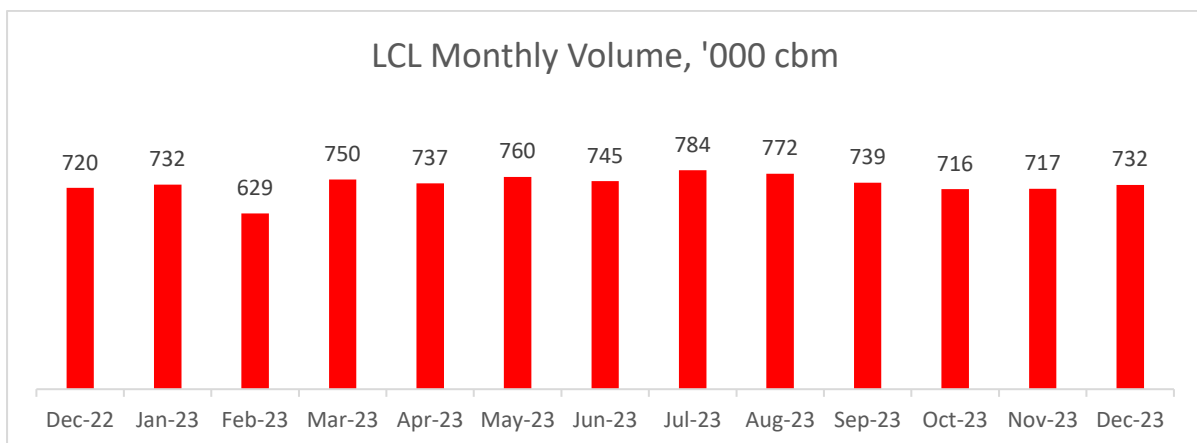
**ALLCARGO LOGISTICS LIMITED**

Allcargo House, 6<sup>th</sup> Floor, CST Road, Kalina, Santacruz (E), Mumbai - 400 098. Maharashtra. India.  
T: +91 22 6679 8110 | [www.allcargologistics.com](http://www.allcargologistics.com) | CIN: L63010MH2004PLC073508 | GSTN: 27AACCA2894D1ZS  
e-mail id: [investor.relations@allcargologistics.com](mailto:investor.relations@allcargologistics.com)

## Allcargo International Supply Chain (ISC) Monthly Operational Update

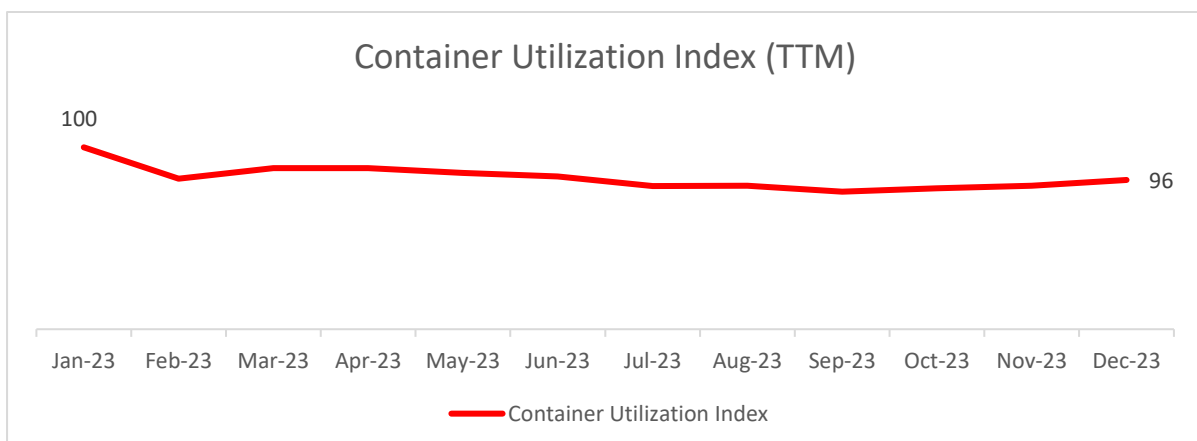
### LCL operations:

- LCL volume for the month of December 2023 witnessed a growth of ~1.5% as compared to December 2022 and ~2% as compared to November 2023. January 2023 onwards, the volume includes ~1.5% contribution from the new acquisition in Germany.
- Economists are forecasting a rebound in demand in the second half of 2024, and we therefore expect some pick-up from April onwards. Current red sea crisis has led to an increase in freight rates. Temporarily, volumes are also under pressure as shippers delay sending goods. If crisis continues, we expect marginal drop in FCL markets and increase in LCL volumes.
- ECU has a strong global network, allowing the company to make capacity available to customers despite all challenges.
- An improvement in volumes was witnessed in Latin America, Middle East, and Asia Pacific, while a marginal drop in Europe and India during December 2023.



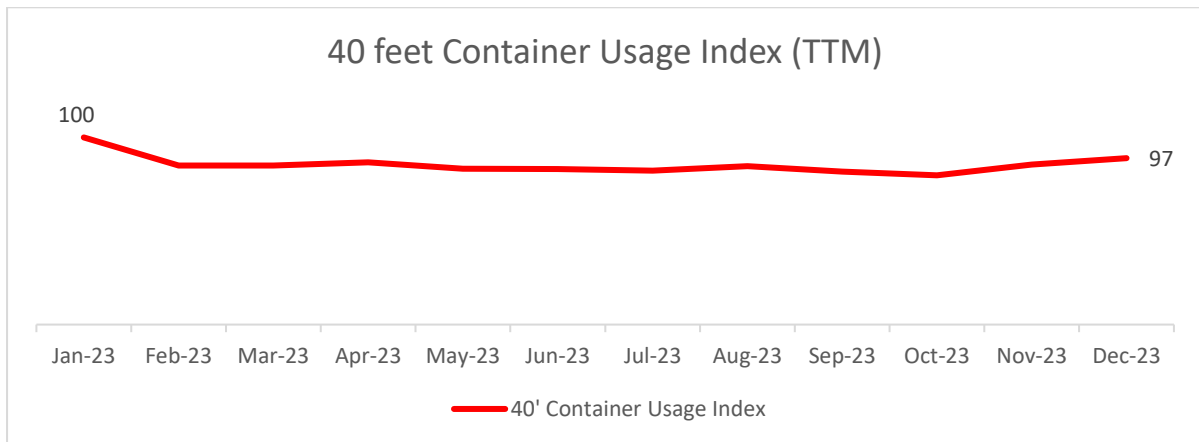
Note: Jan 2023 onwards volumes include recently acquired German entity

- **Container utilization:** Container utilization continues to remain rangebound on account of muted volume growth. The index appears to be better Y-o-Y as the base period for comparison is lower.



Note: The Index shows Container utilization (Cbm/TeU) levels rebased as Jan 2023 = 100

- **40 feet ratio:** 40 feet container usage has remained range bound since last few months due to a subdued operating environment.



Note: The Index shows 40 feet Container usage (number of 40 feet containers as % of total containers used) levels rebased as Jan 2023 = 100

**FCL operations:**

- FCL volume for the month of December 2023 was up 11.7% as compared to December 2022 and up 8.4% as compared to November 2023.
- The growth in FCL volumes is driven by higher volumes in Middle East & Africa, Asia Pacific and Latin America.

