



August 18, 2023

The Manager,
Bombay Stock Exchange Limited
Corporate Relationship Department
P. J. Towers, Dalal Street,
Mumbai - 400 001

The Manager,
The National Stock Exchange of India Ltd.,
Exchange Plaza,
Bandra Kurla Complex, Bandra (E)
Mumbai -400 051

BSE Scrip Code No. 524280

NSE Symbol: KOPRAN

Dear Sir/Madam,

Sub: Submission of Annual Report for the FY 2022-23 (Including Notice of 64th AGM)

Pursuant to Regulation 34(1) of the SEBI (Listing Obligations & Disclosure Requirements) Regulations, 2015, we enclose the copy of the Annual Report for the FY 2022-23, along with the Notice of 64th Annual General Meeting (AGM) for your records. The Annual Report shall be dispatched to the Members through electronic mode on their registered Email id with the Company/ Depositories.

The Annual Report is also available on the company's website:

<https://www.kopran.com/investors/financials/>

Regards,
For Kopran Limited

Sunil Sodhani
Company Secretary & Compliance Officer
Membership No. FCS 3897



KOPRAN LTD.: Parijat House, 1076, Dr. E. Moses Road, Worli, Mumbai - 400 018. P. B. No. 9917, Tel.: (022) 4366 1111
Fax: (022) 2495 0363 Website: www.kopran.com CIN - L 24230 MH 1958 PLC 011078. E-mail: cs@kopran.com
Works: • Village Savroli, Taluka: Khalapur, District: Raigad - 410 202. Tel.: (02192) 274500 / 335 / 337 • Fax: (02192) 274025



Kopran

KOPRAN LIMITED
ANNUAL REPORT
2022-2023



**ONE DIRECTION,
ENDLESS OPPORTUNITIES.**



ACROSS THE PAGES



Corporate Overview

01-15

One Direction, Endless Opportunities.	01
Seizing Opportunities, Scripting Success	02
Driving Innovation, Tapping Possibilities	04
Harnessing Opportunities, Showcasing Prudence	08
Charting Direction, Upholding Sustainability	10
Ensuring Advancements, Fortifying Presence	12
Delivering Excellence, Affirming Reliability	14
Corporate Information	15



Statutory Reports

16-96

Directors' Report	16
Management Discussion & Analysis	22
Report on Corporate Governance	34
Business Responsibility & Sustainability Report	59
Notice	88



Financial Statements

98-242

Standalone Financial Statements	98
Consolidated Financial Statements	170



To view or download this Report online, scan the QR Code

For more investor-related information, please visit:
<https://www.kopran.com/investors/>

INVESTOR INFORMATION

CIN	L24230MH1958PLC011078
BSE Code	524280
NSE Symbol	KOPRAN
Bloomberg Code	KOP:IN
AGM Date	Thursday, September 14, 2023

Disclaimer:

This document contains statements about expected future events and financials of Kopran Limited, which are forward-looking. By their nature, forward-looking statements require the Company to make assumptions and are subject to inherent risks and uncertainties. There is a significant risk that the assumptions, predictions, and other forward-looking statements may not prove to be accurate. Readers are cautioned not to place undue reliance on forward-looking statements as several factors could cause assumptions, actual future results and events to differ materially from those expressed in the forward-looking statements. Accordingly, this document is subject to the disclaimer and qualified in its entirety by the assumptions, qualifications and risk factors referred to in the Management Discussion and Analysis section of this Annual Report.

ONE DIRECTION, ENDLESS OPPORTUNITIES.

The theme line **Once Direction, Endless Opportunities.** signifies our commitment to delivering world-class products that meets global standard and our profound industry insights have enabled us to establish an institution of excellence. Our accomplishments has been the result of continuous dedication and persistent effort.

The evolving conditions in the industry, coupled with challenging times, tested our resilience and strength specially in the past two years. However, we stood firm in our commitment and weathered these challenges.

During the financial year 2022-23, we have upgraded our technological capabilities at our facilities to cater the increasing demand of existing products and develop new molecules for the growing markets. We are also focusing more towards growing our reach and entering into new markets.

Our determination and focus on identifying and developing premium quality APIs and Formulations through emphasizing on Research and Development (R&D) is a strategic move towards tapping endless opportunities. Further, this approach allowed us to create and submit products across various markets, aligning with our objective of achieving sustained growth.

Our ultimate goal is to contribute significantly to human health and well-being through our scientific advancements. As we navigate through opportunities, we are guided by a single direction – success. Our success is defined by our ability to consistently generate sustainable value for stakeholders while upholding care and integrity.

Key Highlights of 2022-23

₹ **55,098.70** Lacs
Revenue

₹ **5,179.66** Lacs
EBITDA

₹ **2,723.30** Lacs
PAT

0.19
Debt/Equity



SEIZING OPPORTUNITIES, SCRIPTING SUCCESS

Kopran Limited & its subsidiary Kopran Research Laboratories Limited (hereinafter referred as ‘Kopran’ or ‘The Company’ or ‘Our Company’ or ‘We’) has established an indomitable presence in the realm of manufacturing an extensive spectrum of active pharmaceutical ingredients (APIs) and formulations. With over sixty years of expertise at our disposal, we adeptly seize opportunities and propel our Company towards a trajectory of sustained growth.

Since our inception in 1958, our Company has been guided by a clear direction. We have consistently pursued our mission of manufacturing and delivering impeccable finished dosage forms and APIs of the highest calibre. Our formulation vertical stands at the forefront, crafting exceptional oral solid dosages and dry powder formulations for both Penicillin and non-Penicillin-based drugs. With prestigious accreditations spanning continents, we cater to 100% export markets, positioning Kopran

firmly in both regulated and non-regulated sectors. Thus, establishing a strong global footprint.

Our products have traversed borders and have found their way into more than 50 countries, including African nations, South Africa, the United States, Latin America, Southeast Asia, the European Union, China, Australia, and the United Kingdom. This global acceptance reflects our firm dedication to deliver excellence and ensure top-notch quality.

Furthermore, our state-of-the-art manufacturing facilities located in Mahad and Panoli which is under construction (housing our APIs plant and operating under Kopran Research Laboratories Limited) and Khopoli (housing our finished dosage forms plants), empower us to confidently compete on a global scale. Our focus on consistently introducing new products drives us to embrace the latest advancements in technology, ensuring we stay at the forefront of production innovation. At Kopran, we strive to deliver international quality products with a commitment to sustainability, thus intertwining our success with society's well-being.





WHAT SETS US APART?

R&D and state-of-the-art capabilities

Products with highest quality standard

Accreditations across all the continents

Export to 50+ nations



MISSION

To create a sustainable growth business through integrated approach to product development, adoption of latest technologies and highest standards of quality and manufacturing practices. As a socially conscious organisation, our endeavour is to provide medicines to people at affordable prices.

PRESENCE ACROSS PHARMACEUTICAL VALUE CHAIN

APIs

- » Intermediate chemicals

Formulations

- » Packaging
- » Marketing
- » Distributions





DRIVING INNOVATION, TAPPING POSSIBILITIES

Kopran has an exceptional integrated portfolio, encompassing two crucial stages within the pharmaceutical value chain. Leveraging our extensive and competitive product range of specialty API intermediates, we have emerged as a leading manufacturer within the industry. We firmly believe that continuous evolution and product innovation are the key drivers of our ongoing success. As we move ahead to tap new possibilities, our commitment to manufacturing high-quality APIs and formulations sets a new benchmark, serving millions of patients worldwide.

Formulations

At Kopran, we develop and manufacture oral solid dosages and dry powder formulations for both Penicillin and non-Penicillin-based drugs. We cater to the global markets by addressing the pressing needs of the hour, while fulfilling the stringent standards of international markets.

Our reach extends to 100% exports of Regulated and Non-Regulated markets, and this is a testament to our commitment to excellence. We hold prestigious accreditations from 15 countries, further solidifying our reputation as a trusted industry leader. With unwavering confidence and prudence, we continue to deliver premium quality pharmaceutical solutions that meet the highest standards worldwide.

14

New Products Developed

12

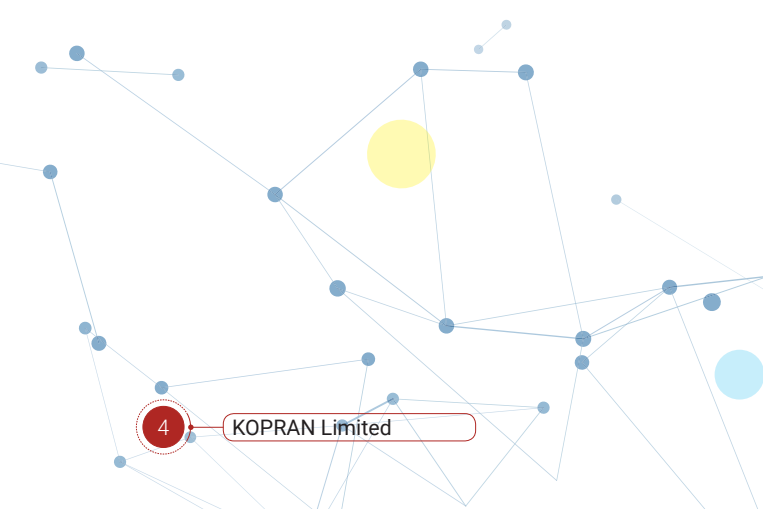
Approvals Received in Regulated Market

171

Dossiers Filed in Non-Regulated Market in 2022-23

37

Approvals Received in Non-Regulated Market



PRODUCT SEGMENTS



Penicillin-based Finished Oral Dosage Forms

- › Anti-infective
- › Amoxicillin
- › Ampicillin
- › Cloxacillin
- › Amoxy Clauv

Non-Penicillin-based Finished Oral Dosage Forms

- › Macrolides
- › Anti-hypertensive
- › Cardiovascular
- › Anti-helmentics
- › Anti-histamine
- › EDS
- › Anti-diabetic
- › CNS
- › Pain management
- › Gastroenterology



Our Accreditations

- › MHRA (UK)
- › SAPHRA South Africa (formerly MCC)
- › MMA Malta (EU GMP)
- › Health Canada (Canada)
- › FDA Philippines
- › DAV Vietnam
- › FDA Thailand
- › TMDA Tanzania (formerly TFDA)
- › NDA Uganda
- › PPB Kenya
- › EFDA Ethiopia
- › MCAZ Zimbabwe
- › MOH Oman
- › MOH Iraq
- › MOH Yemen

Active Pharmaceutical Ingredients (APIs)

At Kopran, we manufacture APIs that adhere to global standards, serving as essential ingredients in a wide range of pharmaceutical products such as capsules, injectables, and tablets, among others. Kopran's API business is expertly managed by Kopran Research Laboratories Limited (KRL), our wholly-owned subsidiary dedicated to producing and distributing a wide array of APIs and advanced intermediaries. Our world-class facility and stringent quality systems empower us to meet the demands of both export and domestic markets. Over time, we have achieved a prominent position in the manufacturing of Atenolol, while solidifying our place as a major player in the production of Sterile Carbapenems. With each passing year, we emerge stronger with our confidence and prudence, as we continue to deliver outstanding products that drive the advancement of the pharmaceutical industry.

DEDICATED AND VERSATILE FACILITY FOR:

- » **Atenolol**
- » **Pregabalin**
- » **Cephalosporins–Non-Sterile & Sterile**
- » **Macrolides**
- » **Granules**
- » **Sterile Carbapenems**
- » **Multipurpose Plants**
- » **Pilot Plants**






Corporate Overview

Statutory Reports

Financial Statements



PRODUCT SEGMENTS

- » Anti-hypertensive
- » Macrolides
- » Neuromodulator
- » Urological
- » Anti-infective/Anti-acne
- » Sterile carbapenems
- » Sterile cephalosporins
- » Anti-thrombosis
- » Gastroenterology

Our Accreditations

- » US FDA
- » EU GMP
- » WHO GMP
- » COFEPRIS & KFDA
- » AN VISA

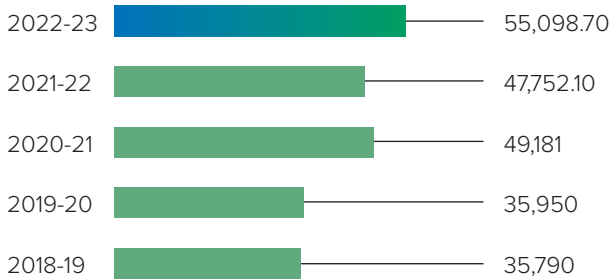




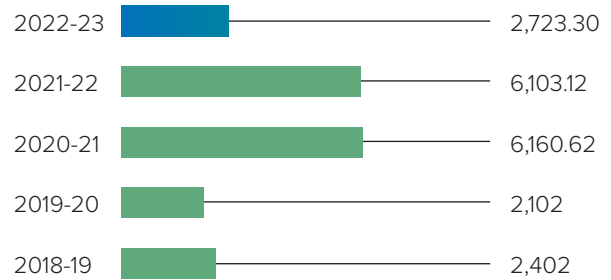
KEY PERFORMANCE INDICATORS

HARNESSING OPPORTUNITIES, SHOWCASING PRUDENCE

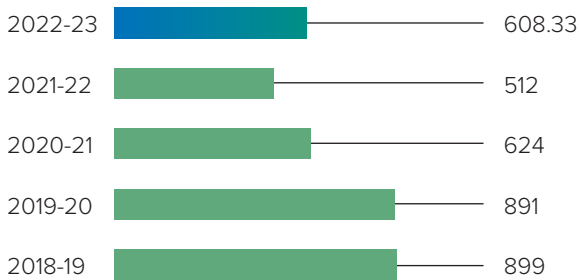
Revenue from Operation (₹ in Lacs)



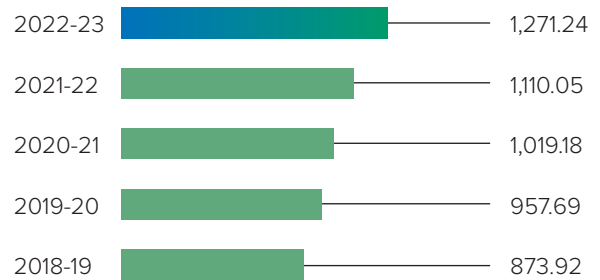
Profit After Tax (₹ in Lacs)



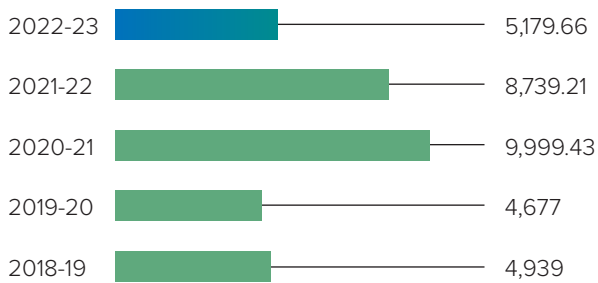
Finance Cost (₹ in Lacs)



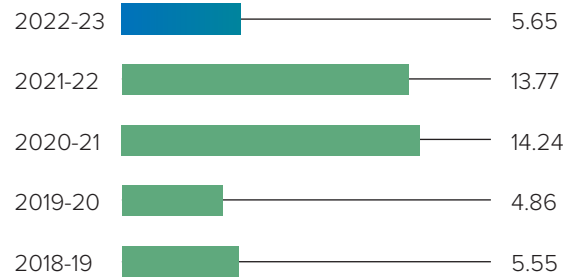
Depreciation (₹ in Lacs)



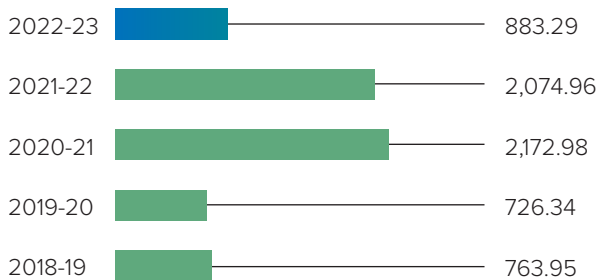
EBITDA Margins (₹ in Lacs)



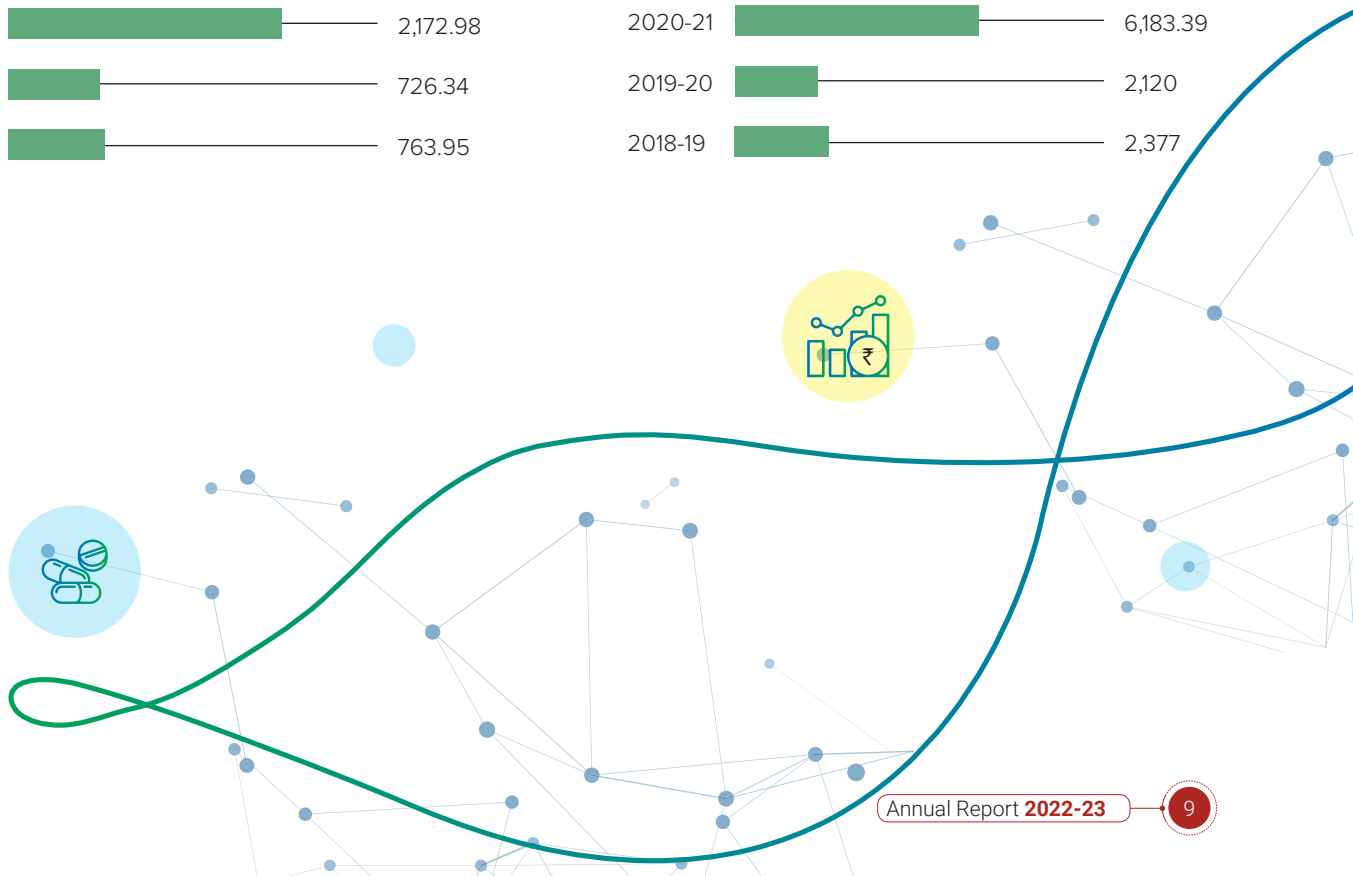
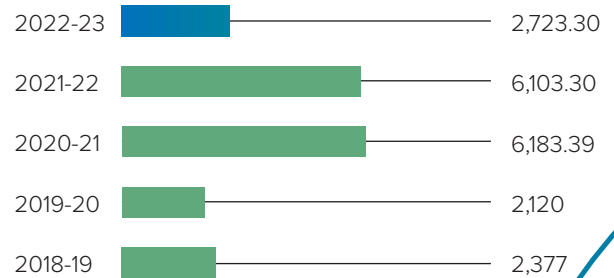
Earnings Per Share (₹)



Tax Expenses (₹ in Lacs)



Net Profit (₹ in Lacs)





DRIVING SUSTAINABLE GROWTH

CHARTING DIRECTION, UPHOLDING SUSTAINABILITY

At Kopran, our foundation is firmly rooted in four pillars that drive our success: Growth and Sustainability, Cost Leadership, Balanced Profitability & Investment for Future, and Business Development. These pillars enable us to chart our direction and empower us to fulfil our commitment towards being a responsible and customer-centric company that serves the needs of society. We embrace a holistic approach that reinforces our vision, incorporating a multitude of elements such as new product development, regulatory compliance, advanced manufacturing practices, efficient logistics, and substantial investments in research and development. We strive to uphold our dedication towards excellence and drive positive change in the industry, always placing our customers and solutions at the forefront.

Growth and Sustainability

We stay primarily focussed on research and development, enabling us to achieve sustainable growth and expand our capacity. We diligently adhere to global regulatory standards, ensuring the manufacturing of products meet international quality benchmarks. Our seamless integration of API and formulation development and manufacturing synergies has become a catalyst for our business. We continue to push the boundaries of innovation, positioning Kopran as a trusted leader in the industry.



Balanced Profitability & Investment for Future

We firmly believe that fostering business growth is vital for scaling our operations and creating value. We proactively identify opportunities and strike a balance with profitability, aligning our actions with our strategic goals. This approach enables us to improve our assets to turnover ratio and build a sustainable financial framework through precise capital allocation. With prudent decision-making, we consistently strive to enhance our financial performance, laying the foundation for long-term success and value creation.



Cost Leadership

We boast of our cost leadership, a result of our integrated manufacturing capabilities that enable us to unlock reduced manufacturing costs. Our strategic manufacturing approach, focussed on developing intermediaries for APIs, empowers us to reduce our reliance on imports and enhance our capacity, fostering self-sufficiency. Supported by robust research and development efforts, we continuously optimise our operational costs and improve product yields. We achieve this through the implementation of automation in packing lines within specific departments, driving efficiency and maximising productivity. We leverage these capabilities to maintain a competitive edge in the market, while delivering exceptional value to our customers.



Business Development

We capitalise on our extensive market research as an essential thread, ushering business expansion and creating brand awareness. This not only helps us in supporting our cause but also learning newer regulatory processes in filings and registrations across regions to promote growth. Further our newer launches across therapeutic segment is bringing in new customers and helping us move towards newer geographies.



ENSURING ADVANCEMENTS, FORTIFYING PRESENCE

At Kopran, we fortify our presence as a leading player in the pharmaceutical industry by undertaking comprehensive manufacturing activities and delivering customised solutions. Through our commitment to quality, we reach millions of customers worldwide with products developed and manufactured by our esteemed R&D team. Our R&D division comprises a team of experienced scientists who drive innovation in organic chemistry, ensuring continuous advancements in our offerings.

With our state-of-the-art research centre, we lead the way to pioneer a progressive production model. Our strategic plant locations in Kopoli, Mahad, and the pilot plant in Panoli bolster our operational capabilities. At Kopran, our ultimate goal is to deliver high-quality APIs and formulations to customers across the globe.

Formulations


Our robust technology and advanced methodologies work seamlessly in the background, enabling us to manufacture high-quality finished dosage forms of both Penicillin and non-Penicillin-based drugs. With our cutting-edge facilities, we consistently meet the stringent requirements of international markets, successfully submitting dossiers, encompassing tablets, dry powder, suspension capsules, and injectables. We are proud to have obtained approvals from four regulated markets, as a hallmark of our commitment to excellence.

Our strategic approach of backward integration, and manufacturing APIs in-house, has provided us with a competitive advantage in both branded and generic formulations. This effective move allows us to mitigate costs and further enhances our operational efficiency, setting us apart from our competitors. With focussed endeavours, we continue to leverage these strengths, delivering exceptional value to our customers and maintaining our position as a trusted industry leader.

Active Pharmaceutical Ingredients (APIs)

At Kopran, we possess a robust in-house research and development capability, which plays a pivotal role in the development and testing of our high-end APIs. Our comprehensive process is driven by a singular purpose: to provide high-quality APIs that ensure the effectiveness of the resulting drugs. In line with our commitment to expansion, we have taken steps to enhance our non-sterile plants, while transforming our Panoli site into a state-of-the-art API/intermediate facility.

We have also made significant strides in securing process patents for Nitroxoline, filing applications in India, the EU, and China. Moreover, we have obtained the process patent for Nitroxoline in India, further strengthening our intellectual property portfolio. In addition, we have successfully commercialised Tebipenem, Faropenem, Apixaban, Dapagliflozin and Empagliflozin cementing our position as a trusted provider of innovative pharmaceutical solutions. With confidence and prudence, we continue to drive advancements in our business, delivering high-quality products that make a positive impact on patient health worldwide.





- » 1st company to receive Drugs Controller General of India (DCGI) approval for launch of Biapenem in India and commercialise the same
- » 1st company to launch Biapenem in Russia
- » Filed process patent applications for Nitroxoline in India, the EU and China
- » Received process patent for Nitroxoline in India
- » Registered Nitroxoline in Germany

Widening our Offerings

Products Commercialised during 2022-23

- » Tebipenem
- » Apixaban
- » Empagliflozin*
- » Faropenem
- » Dapagliflozin*

**For Domestic & Development Quantities*

Products to be Commercialised in 2023-24

- » Lacosamide
- » Montelukast
- » Ertapenem
- » Edoxaban tosylate
- » Rosuvastatin
- » Imipenem NS
- » Canagliflozin

At Kopran, our advanced process R&D department operates with an innovative approach, combining ideation, development, testing, and manufacturing to ensure the production of high-quality APIs and formulations for customers worldwide. Our dedicated team of experts leverages cutting-edge techniques and methodologies to continuously improve our processes and deliver exceptional products. We are driven by our commitment to provide customers with the highest standard of API and formulations, meeting their needs on a global scale.

<p>Working constantly on process and yield improvements of existing products to make them more competitive</p>	<p>Ensuring smooth production of various organic intermediates and active pharmaceutical ingredients leveraging our robust R&D team</p>	<p>Supporting our team of committed scientists with a state-of-the-art research centre, as well as a pilot plant, in order to meet the ever-evolving and challenging client expectations</p>	<p>Protecting the environment in terms of pollution and energy reduction</p>
--	---	--	--



REGULATORY COMPLIANCE

DELIVERING EXCELLENCE, AFFIRMING RELIABILITY

At Kopran, we are committed to upholding the highest global regulatory standards of manufacturing and quality across all our plants. We leave no stone unturned in ensuring that our manufacturing processes and quality control measures align with the stringent guidelines set forth by regulatory bodies worldwide. By adhering to these rigorous standards, we guarantee the safety, efficacy, and reliability of our products. Our dedication to maintaining the highest regulatory standards affirms our commitment to excellence and our priority to provide our customers with the utmost confidence in the quality of our offerings.

Our plant has been approved by regulatory authorities and agencies. These approvals signify that our plant meets the stringent requirements and standards set by these regulatory bodies. We have undergone rigorous evaluations and assessments to ensure compliance with regulations and guidelines, governing the pharmaceutical industry. As a result, our customers can have confidence in the reliability and integrity of our manufacturing processes and the products that we deliver.



CORPORATE INFORMATION

Board of Directors

Mr. Susheel G. Somani
Chairman

Mr. Surendra Somani
Executive Vice Chairman

Mr. Adarsh Somani
Director

Mrs. Mamta Biyani
Independent Director

Mr. Narayan Atal
Independent Director

Dr. Siddhan Subramanian
Independent Director

Dr. Sunita Banerji
Independent Director

Mr. Varun Somani
Director

Chief Financial Officer

Mr. Basant K. Soni

Company Secretary

Mr. Sunil Sodhani

Statutory Auditors

M/s. Khandelwal Jain & Co.,
Chartered Accountants

Internal Auditors

Mr. Naveen Gupta
Chartered Accountant

Registrar & Transfer Agent

M/s. Bigshare Services Private Limited
Mumbai

Bankers

State Bank of India

RBL Bank Limited

Yes Bank Limited

Formulation Unit

Village Savroli, Taluka Khalapur,
Dist. Raigad, Khopoli, Maharashtra – 412202
Tel. No.: 02192-274500

API Unit

Kopran Research Laboratories Limited (Subsidiary)

At Mahad Location:

K-4/4, Additional MIDC,
At/Post Birwadi, Taluka Mahad
Dist. Raigad
Maharashtra – 402302
Tel. No.: 02145-251101

At Panoli Location: (under construction)

663, GIDC Panoli, Panoli road,
Taluka- Ankleshwar
Dist. Bharuch.
Maharashtra- 394116

Registered Office

'Parijat House', 1076, Dr. E. Moses Road, Worli,
Mumbai, Maharashtra – 400018
Tel. No.: 022-43661111
Email: investors@kopran.com

Directors' Report

Dear Members,

Your Directors have pleasure in presenting their 64th Annual Report together with the Audited Financial Statements for the financial year ended on March 31, 2023. The Consolidated performance of the Company & its subsidiaries has been referred to where ever required.

1. FINANCIAL PERFORMANCE

(₹ in Lacs)

Particulars for the Financial Year For the Period Ended	Standalone Basis		Consolidated Basis	
	2022-23	2021-22	2022-23	2021-22
Total Revenue	28,918	21,255	55,405	48,813
Less Expenses	25,227	19,638	51,799	40,635
Profit before Tax	3,692	1,616	3,607	8,178
Tax Expenses	566	442	883	2,075
Net Profit / (Loss) for the Period	3,126	1,174	2,723	6,103
Other Comprehensive Income/(Loss)	7	14	31	12
Total Comprehensive Income/(Loss)	3,133	1,188	2,754	6,115

The Company has prepared the Standalone & Consolidated Financial Statements in accordance with the applicable Indian Accounting Standards as prescribed under Section 133 of the Companies Act 2013 ("the Act") read with the relevant rules and generally accepted accounting principles in India.

2. OPERATIONS OF THE COMPANY

Standalone Performance

Standalone Total Revenue was ₹ 28,918 Lacs, increased by 36.05% over the previous year's figures of ₹ 21,255 Lacs. Profit before tax was ₹ 3,692 Lacs, increased by 128.47% over the previous year's figures of ₹ 1,616 Lacs. Total Comprehensive Income was ₹ 3,133 Lacs, increased by 163.72 % over the previous year's figures of ₹ 1,188 Lacs.

Consolidated Performance

Consolidated Total Revenue was ₹ 55,405 Lacs increased by 13.50% over the previous year's figures of ₹ 48,813 Lacs. Profit before tax was ₹ 3,607 Lacs, decreased by 55.89% over the previous year's figures of ₹ 8,178 Lacs. Total Comprehensive Income was ₹ 2,754 Lacs, decreased by 54.96 % over the previous year's figures of ₹ 6,115 Lacs.

Operations of the Company & its Subsidiary

(₹ In Lacs)

Particulars		2022-23	2021-22	% Change +/-
Formulations	Exports	25,294	20,308	24.55
	Local	2,015	144	1299.53
Total		27,309	20,452	33.53
Active Pharmaceutical Ingredient (API)*	Exports	15,292	14,663	4.29
	Local	17,152	13,281	29.15
Total		32,445	27,944	16.11

*Operations of Kopran Research Laboratories Limited, the Subsidiary Company.

During the financial year the turnover in Formulations was ₹ 27,309 Lacs as compared to ₹ 20,452 Lacs in the previous year, higher by 33.53%

During the financial year, Kopran Research Laboratories Limited, Subsidiary Company's turnover was ₹ 32,445 Lacs as compared to ₹ 27,944 Lacs in the previous year, higher by 16.11%.

Directors' Report (Contd.)

3. DIVIDEND

The Directors of your Company recommend a Final dividend of ₹ 3.00 (30%) per Equity share (previous year ₹3.00 per Equity share) subject to the approval of the Members.

The payment of Dividend as per Dividend Distribution Policy of the Company and can be accessed on the Company website using the following link: <http://kopran.com/investors/policy/>

4. SHARE CAPITAL

The paid-up Equity Share Capital as on March 31, 2023 was ₹ 48.21 Crs.

During the year under review, the Company has not issued any:

- a) shares with differential rights
- b) sweat equity shares

During the year under review the Board had approved '**Kopran Employee Stock Option Plan 2023**' ("**ESOP 2023**" / "**Plan**") to create and grant from time to time, in one or more tranches, not exceeding **4,75,000** (Four Lakh Seventy Five Thousand Only) "Stock Option(s)" of face value of ₹ 10/- (Rupees Ten) each fully paid-up, to or for the benefit of such eligible person(s) as designated by the Company and/or subsidiary company, within the meaning of the Plan, where one employee stock Option would convert in to one equity share upon exercise, on such terms and in such manner as the Board may decide. The Members have approved the '**Kopran Employee Stock Option Plan 2023**' ("**ESOP 2023**" / "**Plan**") via postal ballot on May 22, 2023.

5. PROCEEDS FROM PREFERENTIAL ISSUE

The Company has raised ₹ 126.48 Crs on the Preferential Issue of the equity shares in 2020-21 under SEBI ICDR Regulations. The utilisation of funds raised have been mentioned hereunder:

(₹ In Lacs)

Purpose of Issue	Allocation of Funds	Funds Utilised
a. Kopran Research Laboratories Ltd (Subsidiary)		
Capital Expenditure	6000	5950.05
Short term & Long term working capital	4048	4048
b. Kopran Limited		
Capital Expenditure	600	410.43
Short term & Long term working capital	2000	2000

There has been no deviation in the use of proceeds of the Preferential Issue from the objects stated in the Offer document as per Regulation 32 of SEBI Listing Regulations. The Company has been disclosing on a quarterly basis to the Audit Committee, the usage & application of proceeds of the funds raised from Preferential Issue and also intimate the Stock Exchange(s) on a quarterly basis, as applicable.

6. MANAGEMENT DISCUSSION AND ANALYSIS

The Management Discussion and Analysis as prescribed under Part B of Schedule V read with Regulation 34(3) of the Listing Regulations 2015 is provided in **Annexure A** of this Report.

7. SUBSIDIARIES, ASSOCIATES AND JOINT VENTURES

A statement containing the salient features of the financial statements of subsidiary / associate / joint venture companies, as per Section 129(3) of the Act, is part of the consolidated financial statements.

Kopran Research Laboratories Ltd., Kopran (H.K.) Ltd., and Kopran Lifesciences Ltd. are the subsidiaries of the Company and the Salient features of their financial summary is provided in **Annexure B** of this Report.

The Financials of the Subsidiaries are placed on the website of the Company <https://www.kopran.com/investors/financials/> any Shareholders interested in obtaining a copy of the Financial Statements of the Subsidiary companies may write to the Company Secretary at the Company's registered office.

Directors' Report (Contd.)

8. DIRECTORS, KEY MANAGERIAL PERSONNEL & SENIOR MANAGEMENT

In accordance with the provisions of the Act and the Articles of Association of the Company, Mr. Varun Somani (DIN: 00015384), Non-executive Director of the Company, is due to retire by rotation at the ensuing 64th Annual General Meeting and being eligible, has offered himself for re-appointment.

Composition and other details of Board of Directors on March 31, 2023 is annexed herewith as **Annexure D**. The Directors appointment and remuneration is in accordance with the Nomination and Remuneration Policy and Policy on Board Diversity as adopted by the Company.

In terms of section 203 of the Companies Act, 2013 following are the Key Managerial Personnel (KMP) of the Company

Mr. Surendra Somani	–	Executive Vice Chairman
Mr. Basant K Soni	–	Chief Financial Officer
Mr. Sunil Sodhani	–	Company Secretary and Compliance Officer
Mr. Kamesh V Bhamidipati	–	Senior Management

No KMP or Senior Management has been appointed or has retired or resigned during the financial year.

Independent Directors of the Company have given declaration that they meet the criteria of independence as laid down under Section 149(6) of the Act and Regulation 16(1)(b) of the SEBI (LODR) Regulations, 2015 and they have registered their names in the Independent Directors Data Bank. In the opinion of the Board they fulfill the conditions of independence as specified in the Act and rules made thereunder and there has been no change in the circumstances affecting their status as Independent Directors of the Company.

9. CORPORATE SOCIAL RESPONSIBILITY (CSR)

In compliance with requirements of Section 135 of the Act, the Company has laid down a CSR Policy. The composition of the Committee, contents of CSR Policy and report on CSR activities carried out and amount spent during the financial year ended March 31, 2023 in the format prescribed under the Companies (Corporate Social Responsibility Policy) Rules, 2014 is annexed herewith as **Annexure C**. The total CSR spend during 2022-23 is ₹ 40 Lacs. As per the CSR Rules, the Company is mandated to spend ₹ 39.98 Lacs. The CSR policy is available on the Company's website on <http://kopran.com/investors/policy/>

10. MEETINGS OF THE BOARD

The details of the composition of the Board and its Committees and the number of meetings held and the attendance of Directors in such meetings are provided in the Corporate Governance Report as a separate section in **Annexure D** which forms a part of the Annual Report. There have been no instances during the year where the recommendations of the Board Committees were not accepted by the Board.

11. BOARD AND COMMITTEE EVALUATION

The Board and Committee Evaluation are broadly based on the Guidance Note on Board Evaluation issued by the Securities and Exchange Board of India on January 5, 2017.

The Board of Directors has carried out an annual evaluation of its own performance, board committees, and individual directors pursuant to the provisions of the Act and SEBI Listing Regulations.

The evaluation process consisted of various aspects of the functioning of the Board and its committees, such as composition, experience and competencies, performance of specific duties and obligations, governance issues etc. The Board also carried out the evaluation of the performance of Individual Directors based on criteria such as contribution of the director at the meetings, strategic perspective or inputs regarding the growth and performance of the Company etc. The Directors were evaluated on aspects such as attendance, contribution at Board/Committee Meetings and guidance/support to the Management outside Board/Committee Meetings.

In a separate meeting of independent directors, performance of non-independent directors, the Board as a whole and Chairman of the Company was evaluated, taking into account the views of executive directors and non-executive directors.

Directors' Report (Contd.)

12. RISK MANAGEMENT AND INTERNAL FINANCIAL CONTROL SYSTEMS AND THEIR ADEQUACY

The Company has framed and implemented a Risk Management Policy in terms of the provisions of Regulation 17 of the SEBI Listing Regulations, for the assessment and minimisation of risk, including identification therein of elements of risk, if any, which may threaten the existence of the Company.

The Board has adopted policies and procedures for ensuring the orderly and efficient conduct of its Business & risk management including adherence to the Company's Policies, the safeguarding of its Assets, the prevention and detection of frauds and errors, the accuracy and the completeness of the accounting records and timely preparation of reliable financial disclosure and other regulatory and statutory compliances and there was no instance of fraud during the year under review.

More details on risks and threats have been disclosed hereinabove, as part of the Management Discussion and Analysis. Further, in view of the increasing size and complexity of the business operations, the Company is exposed to various risks emanating from frauds.

13. RELATED PARTY TRANSACTIONS

In line with the requirements of the Act and the Listing Regulations, the Company has formulated a Policy on Related Party Transactions and the same can be accessed using the following link <http://kopran.com/investors/policy/>

Related party transactions that were entered into during the financial year were on arm's length basis and were in ordinary course of business. There are no materially significant related party transactions made by the Company which may have potential conflict with the interest of the Company. There is no material related party transactions which are not in ordinary course of business or which are not on arm's length basis and hence there is no information to be provided as required under Section 134(3)(h) of the Act read with Rule 8(2) of the Companies (Accounts) Rules, 2014. Suitable disclosure on related party transactions as required by the Indian Accounting Standard has been made in the notes to Financial Statement.

14. REPORT ON CORPORATE GOVERNANCE

The Report on Corporate Governance as required under Regulation 34 read with Schedule V of the SEBI Listing Regulations, 2015, forms part of this Annual Report. The requisite certificate from M/s P.P. Singh & Co, Practicing Company Secretary (Membership No. F11584, COP No. 15570), is provided in **Annexure D**, confirming compliance with the conditions of Corporate Governance as stipulated under the aforesaid Schedule V is attached to the Report on Corporate Governance.

The Company has devised proper systems to ensure compliance with the provisions of all applicable Secretarial Standards issued by the Institute of Company Secretaries of India and that such systems are operating effectively and adequately.

15. LOANS, GUARANTEE OR INVESTMENTS

Particulars of loans given, investments made, guarantees given and securities provided along with the purpose for which the loan or guarantee or security is proposed to be utilised by the recipient are provided in the Notes to the Financial Statements forming part of the Annual Report.

16. AUDITORS

a) Statutory Auditors

In compliance with the Companies (Audit and Auditors) Rules, 2014 M/s. Khandelwal Jain & Co. Chartered Accountants (Firm Registration No. 105049W) were appointed as Statutory Auditors of the Company for a period of five consecutive years from the conclusion of 63rd AGM to the conclusion of 68th AGM. The payments made to Auditors are given in the Report on Corporate Governance provided in **Annexure D**.

Further, the report of the Statutory Auditors along with notes to Schedules is a part of the Annual Report. There has been no qualification, reservation, adverse remark or disclaimer given by the Auditors in the Report.

The notes to the financial statements are self-explanatory and do not call for any further comments.

Directors' Report (Contd.)

b) Secretarial Auditors

Pursuant to Regulation 24A of the SEBI (LODR) Regulations, 2015 as amended, Ms. P.P. Singh & CO, Practicing Company Secretary (Membership No. F11584, COP No.15570) were appointed as Secretarial Auditors of the Company for the financial year 2022-23. M/S. P.P. Singh & CO, Practicing Company Secretary has issued the Secretarial Audit Report for financial year 2022-23 for the Company and its Subsidiary Kopran Research Laboratories Limited, given in **Annexure E (i) & E (ii)** respectively. Secretarial Audit Report(s) for the financial year ended March 31, 2023 do not contain any qualification, reservation or adverse remark.

The Board has appointed Ms Mayuri Thakkar, Practicing Company Secretary having Membership No. F12337 (COP No. 26189, Peer Review Certificate no. 2858/2022) as Secretarial Auditors for the financial year 2023-24.

17. DIRECTORS RESPONSIBILITY STATEMENT

Pursuant to Section 134 (3) (c) and 134 (5) of the Companies Act, 2013, the Board of Directors, to the best of their knowledge and ability, confirm that:

- i. In preparation of the annual accounts for the financial year ended March 31, 2023, the applicable accounting standards have been followed along with proper explanation relating to material departures;
- ii. They have selected such accounting policies and applied them consistently and made judgments and estimates that are reasonable and prudent so as to give true and fair view of the state of affairs of the Company at the end of the financial year as on March 31, 2023 and of the profit of the Company for that period;
- iii. They have taken proper and sufficient care for maintenance of adequate accounting records in accordance with the provisions of the Act for safeguarding the assets of the Company and for preventing and detecting fraud and other irregularities;
- iv. They have prepared the Annual Accounts on a going concern basis;
- v. They have laid down internal financial controls to be followed by the Company and that such internal financial controls are adequate and were operating effectively;
- vi. They have devised proper systems to ensure compliance with the provisions of all applicable laws and that such systems were adequate and operating effectively.

18. EXTRACTS OF ANNUAL RETURN

Pursuant to Section 92 of the Act and Rule 12 of the Companies (Management and Administration) Rules, 2014, the Annual Return is available on the website of the Company on the following link: <http://kopran.com/investors/communication/>

19. CONSERVATION OF ENERGY, TECHNOLOGY ABSORPTION & FOREIGN EXCHANGE EARNINGS AND OUTGO

The information on conservation of energy, technology absorption and foreign exchange earnings and outgo stipulated under Section 134(3)(m) of the Companies Act, 2013 read with Rule 8 of The Companies (Accounts) Rules, 2014, is attached as **Annexure F**.

20. PARTICULARS OF EMPLOYEES AND REMUNERATION

Disclosures pertaining to remuneration and other details required under Section 197(12) of the Act read with Rule 5(1) of the Companies (Appointment and Remuneration of Managerial Personnel) Rules, 2016 is annexed herewith as **Annexure G**. Any Shareholder interested in obtaining the information required under Rule 5(2) and (3) of The Companies (Appointment and Remuneration of Managerial Personnel) Rules, 2014 may write to the Company Secretary at investors@kopran.com

21. BUSINESS RESPONSIBILITY AND SUSTAINABILITY REPORT

Business Responsibility and Sustainability Report as required under Regulation 34(2)(f) of the SEBI Listing Regulations, 2015, duly approved by the Board of Directors, forms part of this Annual Report and is annexed herewith as **Annexure H**. The same is also disclosed on the Company's website: <https://www.kopran.com/investors/financials/>

Directors' Report (Contd.)

22. COMPLIANCE WITH SECRETARIAL STANDARDS

During the year under review, the Company has complied with Secretarial Standards 1 and 2, issued by the Institute of Company Secretaries of India.

23. VIGIL MECHANISM

Pursuant to the provisions of Section 177(9) and (10) of the Companies Act, 2013 and Regulation 22 of SEBI (LODR) Regulations, 2015, the Company has adopted a Vigil Mechanism or 'Whistle Blower Policy' for directors of employees and all stakeholders to report any concerns about unethical behavior, actual or suspected fraud or violation of Company's Code of Conduct. The same is also disclosed on company's website: <http://www.kopran.com/investors/policy/pdf/Whistle%20Blower%20Policy.pdf>. It is affirmed that no personnel or stakeholder of the Company have been denied access to Audit Committee.

24. DISCLOSURE UNDER THE SEXUAL HARASSMENT OF WOMEN AT WORKPLACE (PREVENTION, PROHIBITION AND REDRESSAL) ACT, 2013

The Company is committed to create and maintain an environment in which employees can work together without fear of sexual harassment, exploitation or intimidation. A Complaint Redressal Committee has been set up by the Company to redress complaints received regarding sexual harassment. All employees (permanent, contractual, temporary, trainees) are covered under this policy. During the Financial Year 2022-23, no complaints were received.

25. OTHER DISCLOSURES/REPORTING

The Directors further state that during the year under review:

- a) There are no pecuniary relationship or transactions of the Non-Executive Directors vis-à-vis the Company.
- b) No amount is transferred to General Reserve;
- c) The Company has not accepted any deposits from the public and as such, there are no outstanding deposits in terms of the Companies (Acceptance of Deposits) Rules, 2014.
- d) There were no significant/material orders passed by the Regulators or Courts or Tribunals impacting going concern status of the Company and its operations in future.
- e) There was no change in nature of Business. There have been no material changes and commitments affecting the financial position of the Company which have occurred between the end of the financial year of the Company to which this Financial Statement relate and the date of this Report.

26. ACKNOWLEDGEMENTS

The Directors wish to place on record their appreciation for the continued support and co-operation by Shareholders, Bankers, Customers, Business Partners and Employees of the Company.

On behalf of the Board of Directors

Susheel G. Somani
 Chairman
 (DIN 00601727)

Surendra Somani
 Executive Vice Chairman
 (DIN 00600860)

Date: May 25, 2023
 Place: Mumbai

Annexure A

(TO THE DIRECTORS' REPORT)

MANAGEMENT DISCUSSION & ANALYSIS

ECONOMIC OVERVIEW

Global Economy

In Financial Year 2022-2023, global economy faced significant challenges due to on-going geographical tensions, supply chain bottlenecks, inflationary pressures led to slower than expected and stringent monetary policies adopted by Central Banks worldwide.

Indian Economy

In 2022-23, India's economy demonstrated remarkable resilience and growth, expanding at an impressive rate of 7.2%. This positive trajectory was propelled by robust domestic consumption, increased capital expenditure, a surge in foreign investments, and the thriving manufacturing sector's strong performance. Through these factors, India has demonstrated its potential as a major player in the global economy. The 2022-23 Union Budget prioritized the manufacturing sector's growth by expanding the national highway network through the GatiShakti initiative and ensuring inclusive development with accessible infrastructure. Productivity-linked incentives were introduced to enhance competitiveness, and a significant increase in capital expenditure aimed to attract global investors. These measures aimed to position India as an attractive manufacturing hub, driving sectoral growth and fostering economic development. The Government's commitment to developing better infrastructure, promoting productivity, and encouraging investment is expected to further strengthen the Indian economy and contribute to sustained growth in the coming years.

Outlook

The outlook for the Indian economy remains highly optimistic, with expectations of a significant turnaround in investments that will propel sustainable growth. Despite the ongoing struggles of the global economy, India is anticipated to achieve a moderate growth rate of 6.0% – 6.5% in 2023–24. This growth is likely to gain momentum in the following year as investments initiate a virtuous cycle, fostering job creation, increased income levels, enhanced productivity, heightened demand and amplified exports. Furthermore, India's favourable demographic factors are expected to contribute to its economic progress in the medium term. Overall, the Indian economy is poised for a positive trajectory, with a promising future driven by revived investments and the multitude of benefits stemming from a buoyant domestic market.

INDUSTRY OVERVIEW

Indian Pharmaceutical Industry

The Indian pharmaceutical industry has gained global recognition for its production of generic medicines and low-cost vaccines. Over the years, the industry has undergone significant transformation and has emerged as a dynamic sector. In terms of volume, it holds the third position globally, and in terms of value, it ranks 14th. The industry has a significant contribution of approximately 1.72% to the country's GDP. The major segments of the industry include Generic Drugs, OTC Medicines, API/Bulk Drugs, Vaccines, Contract Research & Manufacturing, Biosimilars, and Biologics. This diverse range of segments has propelled the industry's growth, establishing it as one of the most vital sectors in the country's economy.

The Indian pharmaceutical sector stands out globally with the second-highest number of pharmaceutical factories, after the US, that comply with US-FDA regulations. Recognizing the potential for future growth, the Government has prioritized fostering inclusive and sustainable development within the industry. This focus aims to create a conducive environment for the sector's expansion, enabling it to effectively cater to both domestic and international markets. This commitment to excellence positions the sector to thrive in the global market and contribute significantly to India's economic growth and healthcare advancement.

Active Pharmaceutical Ingredient Industry (API)

The Indian active pharmaceutical ingredient (API) industry has established itself as a major player in the global pharmaceutical landscape. With a significant contribution of around 35%, APIs are crucial components that generate the intended medical effects of drugs. India has emerged as the 3rd largest market for APIs worldwide, holding an 8% share in the global API industry. The country manufactures over 500 different APIs and an impressive 57% of them are included in the prequalified list of the

Annexure A (Contd.) (TO THE DIRECTORS' REPORT)

World Health Organisation (WHO). Renowned for its commitment to quality, innovation, and cost-effectiveness, the Indian API industry complies with stringent regulatory standards, such as the US FDA. This achievement is attributed to its robust infrastructure, skilled workforce, and strong Government support. As an integral part of the country's pharmaceutical sector, the Indian API industry offers a diverse range of high-quality APIs, catering to both domestic and international markets.

GROWTH ENABLERS

- **Government Support:** The Indian government has provided significant support to the pharmaceutical industry through various incentives, including the introduction of schemes like PLI 1.0 and PLI 2.0, with an outlay of ₹ 21,940 Crs.
- **Medical Tourism:** India's status as a preferred medical tourism destination is attributed to the availability of high-quality healthcare services at comparatively lower costs than the US, Europe, and other South Asian countries, attracting medical tourists worldwide.
- **Infrastructure Development:** The country boasts the highest number of US-FDA compliant manufacturing plants outside of the United States, showcasing its strong infrastructure development in the pharmaceutical sector.
- **Strong Drug Manufacturing:** India possesses expertise in the production of low-cost generic drugs as well as end-to-end manufacturing capabilities, enabling cost-effective production of both patented and generic drugs.
- **Strong Domestic Demand:** The launch of the world's largest National Health Protection Scheme in India has generated strong domestic demand for pharmaceutical products, driving the industry's growth and providing opportunities for expansion.

OPPORTUNITIES

- **Rising income levels:** The pharmaceutical sector in India has an opportunity for growth due to rising income levels, leading to an increasing demand for high-quality healthcare services. This favorable market environment allows the industry to expand its offerings, meet the increasing healthcare needs, and potentially drive sales and sectoral growth.
- **Government initiatives:** The Government initiatives in India, such as Ayushman Bharat and the National Commission for Allied and Healthcare Professions Bill 2021, along with programs like the PLI scheme and expansion of Jan Aushadhi stores, provide opportunities for the pharmaceutical sector. These initiatives support the sector's growth by increasing accessibility to healthcare services, promoting domestic manufacturing, and expanding pharmacy services, creating an environment conducive for the pharmaceutical industry to thrive and meet the growing demand for affordable healthcare solutions.
- **Increasing life expectancy:** The increasing life expectancy in India presents an opportunity for the pharmaceutical sector, as the aging population will require a higher demand for healthcare services and medicines. With a larger proportion of the population reaching older age groups, pharmaceutical companies will be required to develop and provide medications that cater to age-related ailments, potentially resulting in growth and market expansion for the sector.
- **Growth in lifestyle diseases:** The pharmaceutical sector has an opportunity due to the rise in lifestyle diseases, especially in chronic segments like cardiovascular and anti-diabetic therapies. With an increasing market share for chronic medications, pharmaceutical companies have the potential to innovate and offer effective treatments for diseases, leading to an improved quality of life for those affected and contributing to the growth of the sector.
- **Growth in partnerships and co-marketing agreements:** The growth in partnerships and co-marketing agreements provides a chance for the pharmaceutical sector. It allows Indian companies to collaborate with foreign counterparts, enabling rapid market penetration for new brands and increased sales for existing products, ultimately driving growth and expansion in the industry.
- **Increase in health insurance coverage:** The increase in health insurance coverage, driven by initiatives like Ayushman Bharat, presents an opportunity for the pharmaceutical sector. With a larger population covered by health insurance, more individuals will have access to healthcare services, including medications, leading to increased demand and potential growth for the pharmaceutical industry.

Annexure A (Contd.)

(TO THE DIRECTORS' REPORT)

GOVERNMENT INITIATIVES

The Indian Government has implemented several initiatives to strengthen and support the pharmaceutical industry in the country. The Budget for 2022-23 allocated increased spending of ₹ 862 Billion, with ₹ 64 Billion specifically earmarked for the Ayushman Bharat PMJAY health insurance scheme. The Ministry's 'Strengthening of Pharmaceutical Industry' scheme provides financial support of ₹ 500 Crores to enhance productivity, quality, and sustainability of existing pharma clusters and MSMEs across the country.

The Government has also focused on expanding access to affordable medicines through the Pradhan Mantri Bhartiya Jan Aushadhi Kendras (PMBJKs), with a target to increase their number to 10,500 by March 2025. Additionally, liberalized foreign direct investment (FDI) policies allow up to 100% FDI through the automatic route for Greenfield projects and up to 74% for Brownfield projects, with higher investments requiring Government approval.

To encourage innovation, the Government has introduced initiatives, such as centers of excellence to promote pharmaceutical research and development, while urging businesses to invest in research and development in priority fields. Furthermore, the Government plans to establish 157 nursing colleges in collaboration with Government medical colleges to strengthen healthcare infrastructure at the grassroots level. These initiatives aim to propel growth, research, and innovation within the pharmaceutical sector, ensuring its continued development and contribution to India's healthcare ecosystem.

OUTLOOK

The Indian Pharmaceutical Market (IPM) has experienced significant growth, increasing from ₹ 660.53 Billion in 2011-12 to ₹ 1,854.98 Billion in 2021-22, representing a Compound Annual Growth Rate (CAGR) of approximately 10.88% over the period. Looking ahead, the IPM is projected to maintain its growth trajectory, with a forecasted CAGR of 10-11%, reaching ₹ 3,000 - 3,100 Billion by 2026-27. The Indian pharmaceutical industry presents a high-growth potential market that serves as a defensive shield against economic downturns, while international markets face challenges, such as regulatory pressures, increased R&D expenditures, and geopolitical tensions. In comparison to developed markets like the USA and the EU5, which registered a CAGR of approximately 5-6% over 2017-22, the IPM demonstrated an uptick of CAGR of around 12% during the same period. This indicates the resilience and strong performance of the Indian pharmaceutical industry, positioning it as a key player in the global market.

COMPANY OVERVIEW

Kopran Limited (referred to as 'Kopran' or 'The Company') is a prominent Indian pharmaceutical company known for its expertise in manufacturing and marketing pharmaceutical formulations and active pharmaceutical ingredients (APIs). The Company's mission revolves around delivering high-quality and affordable healthcare solutions to individuals worldwide. Established in 1980, Kopran has emerged as a key player in the Indian pharmaceutical sector, equipped with state-of-the-art manufacturing facilities and stringent quality control processes to ensure compliance with rigorous regulatory standards. Its comprehensive product range covers diverse therapeutic areas, addressing conditions such as cardiovascular, respiratory, central nervous system, and gastrointestinal disorders. The Company operates in two distinct business verticals. The first involves pharmaceutical formulations production, managed by Kopran Limited. The second vertical focuses on the manufacturing of active pharmaceutical ingredients (APIs) and is operated by a wholly-owned subsidiary called Kopran Research Laboratories Limited (KRLL). With a strong emphasis on research and development (R&D), the Company remains committed to continuous innovation and expanding its product portfolio to meet the evolving demands of the healthcare industry.

DEVELOPMENTS DURING THE YEAR

- Continuous measures are taken towards process/technology and yield improvement to make products more competitive and profitable.
- Undertook the upgrading and expansion of the multi-product plant at the Mahad facility to cater to the increasing demand for existing products and to manufacture new molecules that are being developed.
- Developed APIs and formulations for both regulated and non-regulated markets.

Annexure A (Contd.)

(TO THE DIRECTORS' REPORT)

- Filed Drug Master Files (DMFs) and dossiers in both regulated and non-regulated markets.
- To increase geographical reach, the company aims to enter new markets.

PRODUCT PORTFOLIO

Formulation

Kopran offers an extensive array of formulations covering diverse therapeutic areas, providing a comprehensive range of solutions for various medical conditions. The Company's product line includes tablets, capsules, syrups, injectables, and topical preparations, all crafted with a strong emphasis on quality and efficacy. With a profound understanding of global market demands, the Company boasts an extensive range of over 100 dosage forms, comprising oral solid dosages, dry powders, and suspensions. Kopran specializes in developing and manufacturing Penicillin and non-Penicillin-based drugs in these formulations, catering to 100% export markets, encompassing both regulated and non-regulated sectors.

Outlook

- To automate manufacturing and packing lines to increase the output of finished products, enhance efficiency across the production chain, and reduce variable and manpower costs.
- To participate in tenders in various countries.
- Develop new products and has filed 171 dossiers in both regulated and non-regulated markets.
- To expand its geographical reach by entering new markets.

ACTIVE PHARMACEUTICAL INGREDIENT

Kopran holds a distinguished position as a leader in Active Pharmaceutical Ingredients (APIs) manufacturing. APIs are essential components that impart therapeutic effects to pharmaceutical formulations. The company's strong commitment to producing high-quality APIs and meeting rigorous regulatory standards has established its prominent presence in the industry. Its state-of-the-art facility is dedicated to manufacturing a diverse range of APIs, including Sterile Cephalosporins, which require top-notch infrastructure and stringent quality systems. In addition to Sterile APIs, Kopran offers specialty products such as Macrolides, anticonvulsants, and cardiovascular drugs. With expertise spanning the development, manufacturing, and sales of APIs and advanced intermediates, the company is highly regarded as a prominent player in Atenolol production and holds a significant market share in Sterile Carbapenems. Notably, its core product categories consist of Sterile Carbapenems (36%), Anti-Hypertensive drugs (17%), and Macrolides (~16%).

OUTLOOK

- Developing a complete range of Carbapenem products to solidify its position in the segment.
- Developing an Anti-thrombosis and Anti-diabetic portfolio.
- Plan to capture a significant share of the US Atenolol market within the next two years.
- Plans to file Drug Master Files (DMFs) for new products that are being developed in both regulated and non-regulated markets.
- To start Panoli facilities and increase capacity at the Mahad location.

SUSTAINABLE GROWTH STRATEGY

The sustainable growth strategy of the Company includes:

- Emphasising research and development (R&D) to create niche, high-value and high-volume active pharmaceutical ingredients (APIs) and intermediates.
- Prioritising capacity expansion for both APIs and formulations to support business growth.

Annexure A (Contd.)

(TO THE DIRECTORS' REPORT)

- Decreasing reliance on China and striving for self-sufficiency to reduce dependency risks.
- Leveraging synergies between APIs and formulations to enhance operational efficiency and competitiveness.
- Expanding the customer base for new products to drive market growth.
- Ensuring best-in-class quality through strict compliance measures to maintain customer satisfaction and trust.

FINANCIAL PERFORMANCE

As the global economy continued to face several challenges like high inflationary pressure, the Ukraine Crisis, geopolitical tensions, demand concerns in a few discretionary sectors, falling prices, and inventory losses had impacted the performance of the Company, particularly of the API business. The prices are stabilizing now.

FINANCIAL PERFORMANCE HIGHLIGHTS

Key Financial Ratios based on Consolidated Financial Statement

Key Ratio	2022-23	2021-22	Variance % +/-	Remarks
Debtors Turnover Ratio	3.80	3.86	(1.52)	-
Inventory Turnover Ratio	2.56	2.17	17.71	-
Interest Coverage Ratio	6.93	16.98	(59.20)	Decrease in interest cost and margin pressure.
Current Ratio	2.25	2.74	(17.61)	-
Debt Equity Ratio	0.19	0.19	0.33	-
Net Profit Margin (%)	6.55	17.13	(61.78)	Margins were under pressure due to falling prices and inventory losses.
Return on Net Worth	0.07	0.21	(66.36)	Decrease in margin and inventory losses.

Key Financial Ratios based on Standalone Financial Statement

Key Ratio	2022-23	2021-22	Variance % +/-	Remarks
Debtors Turnover Ratio	3.82	3.77	1.44	-
Inventory Turnover Ratio	3.99	3.70	7.66	-
Interest Coverage Ratio	14.82	6.47	128.87	Decrease in interest cost.
Current Ratio	1.89	1.98	(4.88)	-
Debt Equity Ratio	0.07	0.10	(27.49)	Decrease in borrowings.
Net Profit Margin (%)	13.52	7.90	71.03	Decrease in starting alphabet of every word in small case
Return on Net Worth	0.08	0.04	115.00	Increase In Net Profit.

Annexure A (Contd.)

(TO THE DIRECTORS' REPORT)

Key Financial Highlights on the Consolidated Basis

(₹ in Lacs)

Particulars	2022-23	2021-22	Increase/ (Decrease) (%)
Income from Operations	55,098.70	47,752.10	15.38
EBITDA	5,179.66	8,739.37	(40.73)
PBT	3,606.59	8,178.08	(55.89)
PAT	2,723.3	6,103.12	(55.38)
Material Costs	32,161.27	27,137.64	18.51
Employee benefit expenses	4,994.60	4,326.69	15.44
Other Expenses	8,522.00*	7,548.40	12.9
Shareholder's Fund	43,924.57	42,616.89	3.07
Non-Current liabilities	3,348.22	3,313.26	1.06
Current Liabilities	17,697.10	15,158.56	16.75
Non-Current assets	25,063.18	19,601.24	27.87
Current Assets	39,906.71	41,487.47	(3.81)

* Other Expenses does not include Foreign Exchange Loss (Net) of ₹ 546.06 Lacs.

Key Financial Highlights on the Standalone Basis

(₹ in Lacs)

Particulars	2022-23	2021-22	Increase/ (Decrease) (%)
Income from Operations	27,309.48	20,452.04	33.53
EBITDA	2,791.31	1,541.32	81.10
PBT	3,691.51	1,616.43	128.37
PAT	3,125.28	1,174.43	166.11
Material Costs	13,741.11	12,782.67	7.5
Employee benefit expenses	2,514.67	2,105.45	19.44
Other Expenses	4,234.48	4,022.60	5.27
Shareholder's Fund	39,558.64	37,872.41	4.45
Non-Current liabilities	948.49	914.27	3.74
Current Liabilities	10,087.77	7,625.42	42.65
Non-Current assets	31,553.65	31,280.96	0.87

Annexure A (Contd.)

(TO THE DIRECTORS' REPORT)

RISK MANAGEMENT & CONCERNS

	Risk	Mitigation
Regulatory Risk	Operational risk factors, such as manufacturing or quality control issues, have the potential to adversely affect the Company's reputation, leading to impacts on its business, financial condition, and operational results.	The company follows the highest safety, health, and environment standards. It has developed SOPs and a compliance framework to manage and mitigate risks.
Raw Material Risks	The risk posed by suppliers can significantly affect the performance of the Company, as it may cause disruptions in the supply chain, lead to increased costs, and impact the quality of raw materials used in production.	Kopran reduces price risk by sourcing materials from various suppliers, monitoring price trends, and developing unique purchase policies for each product, while selling on a material-cost basis to mitigate price volatility.
Innovation Risk	The research and development risk can impact the Company, as it may result in failed clinical trials, higher R&D costs, and delays in product launches, which can reduce profitability and competitiveness.	The company implements a risk mitigation strategy by investing in advanced technologies, a skilled R&D workforce, and laboratory infrastructure, while fostering partnerships with prominent global entities to stay informed about industry advancements.
Competition Risk	This risk impacts the Company, as it poses the threat of market share loss, reduced profitability, and decreased competitiveness due to rival companies' advancements, pricing strategies, and product innovations.	As a risk mitigation strategy for competition risk, the Company continuously improves its business capacities and capabilities to meet global standards through in-house cost-cutting initiatives and exploration of new geographies.
Forex Risk	Fluctuations in the forex can impact earnings.	The company's treasury department enters into hedging contracts on a need basis to mitigate this risk.

QUALITY & CONCERNS

The company has established a solid reputation for excellence, which is attributed to its management's unwavering commitment to maintaining world-class facilities and stringent quality standards. The company consistently meets customer's expectations by implementing well-defined validation steps to monitor facilities and processes in compliance with regulations and requirements. It has implemented top-notch quality systems that cover all business processes from supply chain management to product delivery across all its facilities. These quality management systems undergo continuous evaluation and upgrading to comply with the latest industry regulations and best practices. The company has also strengthened its quality process by adopting digitisation, which enables effective management of compliance and risk, while simultaneously keeping up with the increasing number of processes and research and development activities.

Annexure A (Contd.)

(TO THE DIRECTORS' REPORT)

INTERNAL CONTROL SYSTEM

The company's internal control system is well-tailored its size and nature, fostering a culture of innovation and continuous improvement. The Audit Committee of the Board regularly reviews the effectiveness of the system in recording transactions, managing assets, and reporting. To ensure financial reporting accuracy and regulatory compliance, an independent firm of chartered accountants conducts quarterly internal audits. The Audit Committee meticulously scrutinises the reports submitted by the Internal Auditors. Any issues highlighted by both the Internal and Statutory Auditors receive careful consideration and prompt resolution, underscoring the Company's unwavering commitment to upholding high standards of internal control and corporate governance.

CAUTIONARY STATEMENT

The statement, forming a part of this Report, may contain certain forward-looking remarks within the meaning of applicable Securities Law and Regulations. Many factors could cause the actual results, performances, or achievements of the Company to be materially different from any future results, performances, or achievements. Significant factors that could make a difference to the Company's operations include domestic and international economic conditions, changes in Government regulations, tax regimes, and other statutes.

Annexure B

(TO THE DIRECTORS' REPORT)

FORM AOC-1

(Pursuant to section 129 (3) (1) read with rule 5 of Companies (Accounts) Rules, 2014)

Statement containing salient features of the financial statement of subsidiaries/ associate companies/ joint ventures

PART "A" : SUBSIDIARIES

(Figures in ₹)

1	Name of Subsidiary & CIN No.	Kopran (H.K) Limited	Kopran Research Laboratories Limited	Kopran Lifesciences Limited
			U24230MH- 1986PLC040601	U74120MH- 2010PLC21112
2	Reporting Period for the Subsidiary Concerned, if different from holding company's reporting period	April 01, 2022 to March 31, 2023	April 01, 2022 to March 31, 2023	April 01, 2022 to March 31, 2023
3	Reporting Currency and Exchange rate as on the last date of the relevant financial year in the case of Foreign subsidiaries.	Hong Kong Dollar (HKD) ₹ 10.46 = 1HKD	Indian Rupees (₹)	Indian Rupees (₹)
4	Share Capital	1,00,06,000	22,50,00,000	5,00,000
5	Reserves & Surplus	1,32,68,152	2,91,02,89,090	3,28,619
6	Total Assets	2,34,45,057	4,33,33,98,978	10,65,355
7	Total Liabilities	2,34,45,057	4,33,33,98,978	10,65,355
8	Investment	-	-	10,00,000
9	Turnover	1, ,60,851	3,27,81,87,974	6,50,000
10	Profit Before Taxation	(2,04,351)	10,92,05,697	6,36,400
11	Provision for Taxation	(24,589)	3,15,67,406	1,63,081
12	Profit after Taxation	(1,79,762)	7,76,38,290	4,73,319
13	Proposed Dividend	Nil	22%	Nil
14	% of Shareholding	100%	99.50%	100%

PART "B" : ASSOCIATES AND JOINT VENTURES: None

On behalf of the Board of Directors

Susheel G. Somani

Chairman
(DIN 00601727)

Surendra Somani

Executive Vice Chairman
(DIN 00600860)

Date: May 25, 2023

Place: Mumbai

Annexure C

(TO THE DIRECTORS' REPORT)

ANNUAL REPORT ON CORPORATE SOCIAL RESPONSIBILITY (CSR) ACTIVITIES

SL No.	Particulars	Updates																						
1.	A brief outline of the Company's CSR policy	The Company's CSR Policy provides for carrying out any CSR activities as specified in the Schedule VII of the Companies Act, 2013 or any amendment thereto or modification thereof.																						
2.	The Composition of the CSR Committee																							
	<table border="1"> <thead> <tr> <th>Sl. No.</th> <th>Name of Director</th> <th>Designation / Nature of Directorship</th> <th>Number of meetings of CSR Committee held during the year</th> <th>Number of meetings of CSR Committee attended during the year</th> </tr> </thead> <tbody> <tr> <td>1</td> <td>Mrs. Mamta Biyani</td> <td>Chairperson/Independent Director</td> <td>2</td> <td>2</td> </tr> <tr> <td>2</td> <td>Mr. Surendra Somani</td> <td>Member/Director</td> <td>2</td> <td>2</td> </tr> <tr> <td>3</td> <td>Mr. Varun Somani</td> <td>Member/Director</td> <td>2</td> <td>2</td> </tr> </tbody> </table>	Sl. No.	Name of Director	Designation / Nature of Directorship	Number of meetings of CSR Committee held during the year	Number of meetings of CSR Committee attended during the year	1	Mrs. Mamta Biyani	Chairperson/Independent Director	2	2	2	Mr. Surendra Somani	Member/Director	2	2	3	Mr. Varun Somani	Member/Director	2	2			
Sl. No.	Name of Director	Designation / Nature of Directorship	Number of meetings of CSR Committee held during the year	Number of meetings of CSR Committee attended during the year																				
1	Mrs. Mamta Biyani	Chairperson/Independent Director	2	2																				
2	Mr. Surendra Somani	Member/Director	2	2																				
3	Mr. Varun Somani	Member/Director	2	2																				
3	Web-link where Composition of CSR committee, CSR Policy and CSR projects approved by the board are disclosed on the website of the Company	https://www.kopran.com/investors/policy/pdf/Corporate%20Social%20Responsibility%20Policy%20revised%2003022022.pdf																						
4	Details of Impact assessment of CSR projects carried out in pursuance of sub-rule (3) of rule 8 of the Companies (Corporate Social responsibility Policy) Rules, 2014, if applicable	Not applicable																						
5	Details of the amount available for set off in pursuance of sub-rule (3) of rule 7 of the Companies (Corporate Social responsibility Policy) Rules, 2014 and amount required for set off for the financial year, if any:																							
	<table border="1"> <thead> <tr> <th>Sl. No.</th> <th>Financial Year</th> <th>Amount available for set-off from preceding financial years (in ₹)</th> <th>Amount required to be setoff for the financial year, if any (in ₹)</th> </tr> </thead> <tbody> <tr> <td>1</td> <td>2021-22</td> <td>₹ 60,010</td> <td>₹ 60,010</td> </tr> </tbody> </table>	Sl. No.	Financial Year	Amount available for set-off from preceding financial years (in ₹)	Amount required to be setoff for the financial year, if any (in ₹)	1	2021-22	₹ 60,010	₹ 60,010															
Sl. No.	Financial Year	Amount available for set-off from preceding financial years (in ₹)	Amount required to be setoff for the financial year, if any (in ₹)																					
1	2021-22	₹ 60,010	₹ 60,010																					
6	Average net profit of the Company for last three financial years as per section 135(5)	₹ 2,029.10 Lacs																						
7	(a) Two percent of average net profit of the Company as per section 135(5)	₹ 40.58 Lacs																						
	(b) Surplus arising out of the CSR projects or programmes or activities of the previous financial years.	NIL																						
	(c) Amount required to be set off for the financial year, if any	₹0.60 Lacs																						
	(d) Total CSR obligation for the financial year (7a+7b-7c).	₹ 39.98 Lacs																						
8	(a) Details of CSR spent during the financial year:																							
	<table border="1"> <thead> <tr> <th rowspan="3">Total Amount Spent for the Financial Year. (In ₹)</th> <th colspan="5">Amount Unspent (in ₹)</th> </tr> <tr> <th colspan="2">Total Amount transferred to Unspent CSR Account as per section 135(6).</th> <th colspan="3">Amount transferred to any fund specified under Schedule VII as per second proviso to section 135(5).</th> </tr> <tr> <th>Amount.</th> <th>Date of Transfer</th> <th>Name of the Fund</th> <th>Amount.</th> <th>Date of Transfer</th> </tr> </thead> <tbody> <tr> <td>₹ 40 Lacs</td> <td>-</td> <td>-</td> <td>-</td> <td>-</td> <td>-</td> </tr> </tbody> </table>	Total Amount Spent for the Financial Year. (In ₹)	Amount Unspent (in ₹)					Total Amount transferred to Unspent CSR Account as per section 135(6).		Amount transferred to any fund specified under Schedule VII as per second proviso to section 135(5).			Amount.	Date of Transfer	Name of the Fund	Amount.	Date of Transfer	₹ 40 Lacs	-	-	-	-	-	
Total Amount Spent for the Financial Year. (In ₹)	Amount Unspent (in ₹)																							
	Total Amount transferred to Unspent CSR Account as per section 135(6).		Amount transferred to any fund specified under Schedule VII as per second proviso to section 135(5).																					
	Amount.	Date of Transfer	Name of the Fund	Amount.	Date of Transfer																			
₹ 40 Lacs	-	-	-	-	-																			



Annexure C (Contd.)

(TO THE DIRECTORS' REPORT)

SL No.	Particulars										Updates	
	(b) Details of CSR amount spent against ongoing projects for the financial year: NIL											
Sr. No	Name of the Project	Item from the list of activities in Schedule VII to the Act.	Local area (Yes/No).	Location of the project.		Project duration.	Amount allocated for the project (in ₹).	Amount spent in the current financial Year (in ₹).	Amount transferred to Unspent CSR Account for the project as per Section 135(6) (in ₹).	Mode of Implementation - Direct (Yes/No).	Mode of Implementation - Through Implementing Agency	
				State	District						Name	CSR Registration number
1												
Total												
	(c) Details of CSR amount spent against other than ongoing projects for the financial year											
Sl. NO	Name of the Project	Item from the list of activities in schedule VII to the Act.	Local area (Yes/No)	Location of the project.		Amount spent for the project (₹).	Mode of implementation - Direct (Yes/No).	Mode of implementation - Through implementing agency.				
				State	District			Name	CSR registration number.			
1	Eradicating hunger, poverty and malnutrition	(i)	Yes	Maharashtra	Mumbai	5,00,000	No	Anant Trust	CSR00017030			
2	Flood Relief	(xii)	Yes	Maharashtra	Raigad	1,00,000	Yes	-	-			
3	Employment enhancing vocation skills especially among children, women and slum area development.	(ii) & (xi)	Yes	Maharashtra	Mumbai	2,00,000	No	Society for Human & Environment Development	CSR0003494			
4	Helping Blind and Handicapped People	(ii)	Yes	Maharashtra	Mumbai	28,00,000	No	Omkar Andh Apang Samajik Sanstha	CSR00003196			
5	Child Healthcare	(i)	Yes	Maharashtra	Mumbai	2,00,000	Yes	-	-			
6	Child Healthcare	(i)	Yes	Maharashtra	Mumbai	2,00,000	No	Rotary Trust Mulund South	CSR00005574			
TOTAL						40,00,000						
(d)	Amount spent in Administrative Overheads					Nil						
(e)	Amount spent on Impact Assessment, if applicable					NA						
(f)	Total amount spent for the Financial Year (8b+8c+8d+8e)					₹ 40,00,000						
(g)	Excess amount for set off, if any											
Sr. No	Particulars										Amount	
(i)	Two percent of average net profit of the Company as per section 135(5)										₹ 40.58 Lacs	
(ii)	Total amount spent for the Financial Year										₹ 40 Lacs	
(iii)	Excess amount spent for the financial year [(ii)-(i)]										₹ 0.02 Lacs	
(iv)	Surplus arising out of the CSR projects or programmes or activities of the previous financial years, if any										Nil	
(v)	Amount available for set off in succeeding financial years [(iii)-(iv)]										₹ 0.02 Lacs	

Annexure C (Contd.) (TO THE DIRECTORS' REPORT)

SL No.	Particulars	Updates																			
9	(a) Details of Unspent CSR amount for the preceding three financial years : NIL																				
	<table border="1"> <thead> <tr> <th rowspan="2">SI. NO</th> <th rowspan="2">Preceding Financial Year.</th> <th rowspan="2">Amount transferred to Unspent CSR Account under section 135 (6) (in ₹)</th> <th rowspan="2">Amount spent in the reporting Financial Year (in ₹).</th> <th colspan="3">Amount transferred to any fund specified under Schedule VII as per section 135(6), if any.</th> <th rowspan="2">Amount remaining to be spent in succeeding financial years. (In ₹)</th> </tr> <tr> <th>Name of the Fund</th> <th>Amount (in ₹)</th> <th>Date of transfer.</th> </tr> </thead> <tbody> <tr> <td></td> <td></td> <td></td> <td></td> <td></td> <td></td> <td></td> <td></td> </tr> </tbody> </table>	SI. NO	Preceding Financial Year.	Amount transferred to Unspent CSR Account under section 135 (6) (in ₹)	Amount spent in the reporting Financial Year (in ₹).	Amount transferred to any fund specified under Schedule VII as per section 135(6), if any.			Amount remaining to be spent in succeeding financial years. (In ₹)	Name of the Fund	Amount (in ₹)	Date of transfer.									
SI. NO	Preceding Financial Year.					Amount transferred to Unspent CSR Account under section 135 (6) (in ₹)	Amount spent in the reporting Financial Year (in ₹).	Amount transferred to any fund specified under Schedule VII as per section 135(6), if any.			Amount remaining to be spent in succeeding financial years. (In ₹)										
		Name of the Fund	Amount (in ₹)	Date of transfer.																	
	(b) Details of CSR amount spent in the financial year for ongoing projects of the preceding financial year(s): NIL																				
	<table border="1"> <thead> <tr> <th>SI. NO</th> <th>Project ID</th> <th>Name of the Project</th> <th>Financial Year in which the project was commenced.</th> <th>Project duration.</th> <th>Total amount allocated for the project (in ₹)</th> <th>Amount spent on the project in the reporting Financial Year (in ₹).</th> <th>Cumulative amount spent at the end of reporting Financial Year. (In ₹)</th> <th>Status of the project - Completed / Ongoing.</th> </tr> </thead> <tbody> <tr> <td></td> <td></td> <td></td> <td></td> <td></td> <td></td> <td></td> <td></td> <td></td> </tr> </tbody> </table>	SI. NO	Project ID	Name of the Project	Financial Year in which the project was commenced.	Project duration.	Total amount allocated for the project (in ₹)	Amount spent on the project in the reporting Financial Year (in ₹).	Cumulative amount spent at the end of reporting Financial Year. (In ₹)	Status of the project - Completed / Ongoing.											
SI. NO	Project ID	Name of the Project	Financial Year in which the project was commenced.	Project duration.	Total amount allocated for the project (in ₹)	Amount spent on the project in the reporting Financial Year (in ₹).	Cumulative amount spent at the end of reporting Financial Year. (In ₹)	Status of the project - Completed / Ongoing.													
10	In case of creation or acquisition of capital asset, furnish the details relating to the asset so created or acquired through CSR spent in the financial year (a) Date of creation or acquisition of the capital asset(s). (b) Amount of CSR spent for creation or acquisition of capital asset. (c) Details of the entity or public authority or beneficiary under whose name such capital asset is registered, their address etc. (d) Provide details of the capital asset(s) created or acquired (including complete address and location of the capital asset).	NIL																			
11	Specify the reason(s), if the Company has failed to spend two per cent of the average net profit as per section 135(5).	NOT APPLICABLE																			

On behalf of the Board of Directors

Susheel Somani
 Chairman
 (DIN 00601727)

Surendra Somani
 Executive Vice Chairman
 (DIN 00600860)

Mamta Biyani
 Chairperson of CSR Committee
 (DIN 01850136)

Place: Mumbai
 Date: May 25, 2023

Annexure D

(TO THE DIRECTORS' REPORT)

REPORT ON CORPORATE GOVERNANCE

A. BOARD

1. Company's Philosophy on the Code of Corporate Governance

The Company is committed to maintaining the highest standards of Corporate Governance in its conduct towards Shareholders, employees, regulators, customers, suppliers, lenders and other stakeholders with a zero-tolerance policy towards any deviation from these standards. The Company strongly believes that good Corporate Governance and fairness in actions, words and deeds will form the base of the Company's Corporate Governance philosophy.

2. Board of Directors

The composition of Board is in conformity with Regulation 17 of SEBI (LODR) Regulations, 2015 as amended. As on March 31, 2023 the Company has a Non-Executive Chairman and half of the total number of Directors are comprised of Independent Director. The Board comprises of Eight Directors of which Seven are Non-Executive Directors and one is Executive Director. The Non-Executive Directors comprise of Four Independent Directors, including Two Women Directors. All the Non- Executive Directors draw remuneration only by way of sitting fees for attending the meeting of the Board and the Committee thereof. None of the Directors are related to each other except Mr. Varun Somani, who is the son of Mr. Surendra Somani, Executive Vice Chairman of the Company.

a. Composition and Details of Directorship of Directors in other Listed Entities and the category of their Directorship as on March 31, 2023 are as below:

Name of Director	Appointment /Cessation during the financial year 2022-23	Name of Listed Entity where Directorship is held	Category of Directorship	
Mr. Susheel G. Somani	-	Kopran Limited	Non-Executive Director	Chairman (Promoter)
		Oricon Enterprises Limited	Non-Executive Director	Chairman (Promoter)
Mr. Surendra Somani	Re-appointed as the Executive Vice Chairman of the Company	Kopran Limited	Executive Director	Vice Chairman (Promoter)
Dr. Siddhan Subramanian	-	Kopran Limited	Non-Executive Director	Independent Director
Dr. Sunita Banerji	-	Kopran Limited	Non-Executive Director	Independent Director
Mrs. Mamta Biyani	-	Kopran Limited	Non-Executive Director	Independent Director
		Oricon Enterprises Limited	Non-Executive Director	Independent Director
		Damodar Industries Limited	Non-Executive Director	Independent Director
Mr. Narayan Atal	-	Kopran Limited	Non-Executive Director	Independent Director
		Elpro International Limited	Non-Executive Director	Independent Director
		Ajcon Global Services Limited	Non-Executive Director	Independent Director

Annexure D (Contd.) (TO THE DIRECTORS' REPORT)

Name of Director	Appointment /Cessation during the financial year 2022-23	Name of Listed Entity where Directorship is held	Category of Directorship	
Mr. Adarsh Somani		Kopran Limited	Non-Executive Director	Director (Promoter)
		Oricon Enterprises Limited	Executive Director	Joint Managing Director (Promoter)
		Sarvamangal Mercantile Company Limited	Non-Executive Director	Director (Promoter)
Mr. Varun Somani	-	Kopran Limited	Non-Executive Director	Director (Promoter)
		Oricon Enterprises Limited	Non-Executive Director	Director (Promoter)

Note:

1. None of the Directors of the Company as mentioned above is:
 - (a) a Director in more than Ten Public Limited Companies - As per Section 165 of the Companies Act, 2013;
 - (b) a Director in more than Seven Listed Companies- As per Regulation 17(A) of the Listing Regulations;
 - (c) an Independent Director in more than Seven Listed Companies or Three Listed Companies (in case he / she serves as a Whole Time Director in any listed Company - As per Regulation 17(A) of the Listing Regulations;
 - (d) not a Member of more than Ten Committees and Chairman of more than Five Committees across all the Indian Public Limited Companies in which he / she is a Director - As per Regulation 26 of the Listing Regulations.

b. Board Meetings & Skills Sets of the Board:

During the year 2022-23 the Board had met four times on the following dates: May 27, 2022, August 10, 2022, November 11, 2022, and February 10, 2023.

The Company has devised the policy on Board diversity and based on which appointment of the Board of Directors is made. The Company maintains that Board appointments should be based on merit that complements and expands the skills, experience and expertise of the Board as a whole taking into account knowledge, professional experience and qualifications, gender, age, cultural and educational background, and any other factors that the Board might consider relevant and applicable from time to time for it to function effectively.

The Board has identified the following skills/expertise/competencies fundamental for the effective functioning of the Company which is currently available with the Board:

Name of the Director	Area of skills/expertise/competence						
	Strategy	Finance Accounts	Leadership	Pharmaceuticals, Science and Technical	HR	Corporate Governance	Government/Regulatory
Mr. Susheel Somani	✓	✓	✓	✓	✓	✓	
Mr. Surendra Somani	✓	✓	✓	✓		✓	✓
Dr. Siddhan Subramanian	✓			✓			✓
Dr. Sunita Banerji		✓		✓	✓		
Mrs. Mamta Biyani		✓			✓	✓	
Mr. Narayan Atal		✓				✓	
Mr. Adarsh Somani	✓	✓		✓	✓		
Mr. Varun Somani		✓	✓			✓	

Annexure D (Contd.)

(TO THE DIRECTORS' REPORT)

c. Directors attendance at Board Meetings, AGM and other details:

The attendance of Directors at Board meetings during the financial year 2022-23 and at the last Annual General Meeting including information on the number of Directorships and Committee positions held by them in other companies are given below.

Name of Director	Attendance at		No. of Directorships held in other public Companies	Number of Committee Positions held in other Public Companies	
	Board Meeting during the year 2022-23	Last AGM held on August 29, 2022		Member	Chairman
Mr. Susheel G Somani	3	Yes	6	1	0
Mr. Surendra Somani	4	Yes	1	0	0
Dr. Siddhan Subramanian	4	Yes	0	0	0
Dr. Sunita Banerji	4	Yes	1	0	2
Mr. Adarsh Somani	4	Yes	7	3	2
Mr. Varun Somani	4	Yes	4	1	1
Mrs. Mamta Biyani	2	Yes	3	6	0
Mr. Narayan Atal	4	Yes	3	6	4

The above number of other directorships does not include Directorships, Committee Memberships and Committee Chairmanships in Pvt Limited, Foreign and Section 8 Companies.

d. Remuneration to Directors and their Shareholding during the financial year 2022-23

i. Details of remuneration to Executive Directors

Name of Director	No. of Equity Shares	Remuneration (in ₹)
Mr. Surendra Somani	5,03,075	1,69,87,500
Other benefits/Stock Option/Pension/Bonuses/ Performance Linked Incentives		None

As per the terms of appointment there is no Severance Fee and the Notice Period is three months.

ii. Details of remuneration to Non-Executive Directors

Name of the Director	No. of Equity Shares	Details of sitting Fees (in ₹)	
		Board	Committee
Mr. Susheel G Somani	8,71,900	36,000	0
Dr. Siddhan Subramanian	-	60,000	15,000
Dr. Sunita Banerji	-	60,000	30,000
Mr. Adarsh Somani	1,81,250	48,000	15,000
Mr. Varun Somani	2,72,500	48,000	25,000
Mrs. Mamta Biyani	-	36,000	20,000
Mr. Narayan Atal	-	60,000	20,000

None of the Independent Directors have any material pecuniary relationship or transaction with the Company, its Promoters, its Directors, its Senior Management or its Subsidiary and Associates which may affect Independence of the Director. There were no pecuniary relationships or transactions of the Non-executive Director's vis-à-vis the Company. Except for drawing remuneration by Managing Director, receipt of Sitting Fees by Directors for attending the Board/Committee Meetings, none of the Directors have any other Material Significant Related Party Transactions, pecuniary or business relationship with the Company.

Annexure D (Contd.)

(TO THE DIRECTORS' REPORT)

3. Code of Conduct

The Board of Directors has laid down a Code of Conduct for all Board members, and all employees, including the senior management of the Company. This Code serves as a guide for our daily business interactions reflecting our standard for appropriate behavior and our corporate values, and is designed to prevent, detect, and address any allegation of misconduct and to provide guidance to Personnel in recognising and dealing with important ethical and legal issues and to foster a culture of honesty and accountability within the organisation.

The CEO Certificate on Code of Conduct of its Directors and Senior Management is provided in **Annexure 1**.

4. CEO & CFO Certification

In terms of Regulation 17(8) of the Listing Regulations, the Executive Vice Chairman and Chief Financial Officer made a certification to the Board of Directors in the prescribed format for the year under review. The same is provided in **Annexure 2**.

5. Dividend Distribution Policy

The Dividend Distribution Policy, adopted by the Board, is uploaded on the Company's website: <http://www.kopran.com/investors/policy/>

6. Familiarisation Programme of Independent Directors

The Familiarisation Programme for Independent Directors was held on March 31, 2023. The Details of Familiarisation Program imparted to Independent Directors is available on the Company's Website

<https://www.kopran.com/investors/profile/pdf/Familiarization%20programe%20of%20Independent%20Directors.pdf>

B. COMMITTEES

1. Audit committee

i. Brief terms of reference

The Committee has discharged such other role/ functions as envisaged under Regulation 18 of the Listing Regulations, 2015 and the provisions of Section 177 of the Companies Act, 2013.

The terms of reference of the Audit Committee, inter alia, include:

1. Oversee Company's financial reporting process and the disclosure of its financial information to ensure that the financial statement is correct, sufficient and credible;
2. Reviewing with the Management, the quarterly financial results/annual financial statements and auditor's report thereon before submission to the Board for approval;
3. Recommendation for appointment, remuneration and terms of appointment of statutory auditors;
4. Approval of payment to statutory auditors for any other services rendered by the statutory auditors;
5. Reviewing, with the Management, performance of internal auditors, adequacy of the internal control systems, internal controls of different functions and businesses;
6. Reviewing the findings of any internal investigations by the internal auditors into matters where there is suspected fraud or irregularity or a failure of internal control systems of a material nature and reporting the matter to the Board;
7. To recommend to the Board, revision in Insider Trading Policy and to supervise implementation of the Code for Insider Trading.
8. Approval or any subsequent modification of transactions with related parties.

Annexure D (Contd.)

(TO THE DIRECTORS' REPORT)

ii. Audit Committee Members, its composition & attendance during the year

During the year 2022-23 four Audit Committee meetings were held on May 27, 2022, August 10, 2022, November 11, 2022, and February 10, 2023.

Requisite quorum was present at the above meetings. The Chairman of the Audit Committee briefed the Board members on the significant discussions which took place at Audit Committee Meetings. The Company Secretary acts as Secretary of the Committee.

The Composition of the Audit Committee and the details of the meetings attended by the Directors during the year are as given below:

Name of the Member	Designation	Category	Meetings attended
Mr. Narayan Atal	Chairman	Independent Director	4
Mrs. Mamta Biyani	Member	Independent Director	2
Dr. Sunita Banerji	Member	Independent Director	4
Mr. Surendra Somani	Member	Executive Director	4

2. Nomination and Remuneration Committee (NRC)

i. Brief terms of reference

In pursuant to the provisions of Section 178 of the Companies Act, 2013, the Company has constituted a Nomination & Remuneration Committee of Directors. The terms of reference of the Committee are in line with Regulation 19 of SEBI (LODR) Regulation, 2015 and brief terms of reference are devising the criteria for the appointment, evaluation, policy matters for remuneration and performance appraisal, identifying and recommending the appointment of Key Managerial Personnel & Directors, determining the appropriate size, diversity and composition of the Board, conduct meeting at regular intervals to carry out the functions as assigned by the Board, working with the Board on the leadership succession plan. The Nomination & Remuneration Policy is available on the Company's website: <https://www.kopran.com/investors/policy/>

ii. Committee Members, its composition & attendance during the year

During the year 2022-23 the Nomination & Remuneration Committee meeting was held on May 26, 2022 and February 09, 2023.

The Composition of the Nomination & Remuneration Committee and the details of the meetings attended by the Directors during the year are as given below:

Name	Designation	Category	Committee Meeting attended
Dr. Siddhan Subramanian	Chairman	Independent Director	2
Dr. Sunita Banerji	Member	Independent Director	2
Mr. Varun Somani	Member	Non-Executive Director	2

iii. Performance evaluation criteria of Independent Directors

Performance evaluation of Directors is carried out through a structured questionnaire which was prepared after taking into consideration various aspects of the Board's functioning, composition of the Board and its Committees, execution and performance of specific duties, obligations and governance.

Pursuant to the provision of the Companies Act, 2013, SEBI (LODR) Regulations, 2015 as amended and Guidance Note on Board Evaluation issued by SEBI, the Board has carried out the Annual Performance Evaluation of the Independent Directors on February 09, 2023.

Annexure D (Contd.)

(TO THE DIRECTORS' REPORT)

3. Stakeholders Relationship Committee

During the year 2022-23 Stakeholders Relationship Committee Meeting was held on February 09, 2023.

The Board has appointed Mr. Sunil Sodhani Company Secretary as the Compliance officer as required under the Listing regulations and the nodal officer to ensure the Compliance under IEPF Rules.

The Composition of the Stakeholders Relationship Committee and the details of the meetings attended by the Directors during the year are given below:

Name of the Member	Designation	Category	Meetings attended
Mr. Varun Somani	Chairman	Non-Executive Director	1
Dr. Siddhan Subramanian	Member	Independent Director	1
Mr. Adarsh Somani	Member	Non-Executive Director	1

Status of Shareholder's Complaints for 2022-23

Outstanding Complaints at the beginning of the year	Receiving during the year	Resolved during the year	Outstanding Complaints at the end of the year
0	1	1	0

4. Corporate Social Responsibility Committee (CSR)

During the year 2022-23 Corporate Social Responsibility Committee Meetings were held on May 26, 2022 and March 27, 2023.

The Composition of the Corporate Social Responsibility Committee and the details of the meetings attended by the Directors during the year are as given below:

Name	Designation	Category	Committee Meetings attended
Mrs. Mamta Biyani	Chairman	Independent Director	2
Mr. Surendra Somani	Member	Executive Director	2
Mr. Varun Somani	Member	Non-Executive Director	2

5. Risk Management Committee (RMC)

Brief terms of reference include a framework for identification of internal and external risks specifically faced by the listed entity, in particular including financial, operational, sectoral, sustainability (particularly ESG related risks), information, cyber security risks or any other risk as may be determined by the Committee, Measures for risk mitigation including systems and processes for internal control of identified risks, Business continuity plan; to ensure that appropriate methodology, processes and systems are in place to monitor and evaluate risks associated with the business of the Company; to monitor and oversee implementation of the risk management policy, including evaluating the adequacy of risk management systems; to periodically review the risk management policy, at least once in two years, including by considering the changing industry dynamics and evolving complexity; to keep the board of directors informed about the nature and content of its discussions, recommendations and actions to be taken; to review the appointment, removal and terms of remuneration of the Chief Risk Officer (if any), to coordinate its activities with other committees, in instances where there is any overlap with activities of such committees etc.

The Company's internal control systems are commensurate with the nature of its business, the size and complexity of its operations and such internal financial controls with reference to the Financial Statements are adequate. The Company has implemented robust processes to ensure that all internal financial controls are effectively working.

During the year 2022-23 Risk Management Committee were held on June 24, 2022 and December 19, 2022.

Annexure D (Contd.)

(TO THE DIRECTORS' REPORT)

The Composition of the Risk Management Committee and the details of the meetings attended by the Directors during the year are as given below:

Name	Designation	Category	Committee Meetings attended
Mr. Adarsh Somani	Chairman	Non-Executive Director	2
Mr. Varun Somani	Member	Non-Executive Director	2
Mrs. Mamta Biyani	Member	Independent Director	2

Other Committees

6. Corporate Affairs Committee

The terms of reference of the Corporate Affairs Committee include handling of various administrative and other routine matters of the Company, which have been delegated to the Corporate Affairs Committee by the Board of Directors, from time to time.

During the year 2022-23 Corporate Affairs Committee Meetings were held on April 25, 2022, July 06, 2022, August 10, 2022, September 22, 2022, September 27, 2022, January 10, 2023 and February 10, 2023.

The Composition of the Corporate Affairs Committee and the details of the meetings attended by the Directors during the year are as given below:

Name	Designation	Category	Committee Meetings attended
Mr. Surendra Somani	Chairman	Executive Director	7
Mr. Adarsh Somani	Member	Non-Executive Director	7
Mr. Varun Somani	Member	Non-Executive Director	7

C. SHAREHOLDERS INFORMATION

i. General Meetings:

Location, date and time of Annual General Meetings held during the last three years and number of special resolutions passed.

AGM	Date	Day	Time	Location of the Meeting	No. of Special Resolutions passed
61 st	September 16, 2020	Wednesday	12.00 Noon	Virtual	Two*
62 st	August 31, 2021	Tuesday	12.30 p.m	Virtual	One**
63 rd	August 29, 2022	Monday	11.30 a.m	Virtual	One***

* Re-appointment of Dr. Siddhan Subramanian (DIN: 02101174) as an Independent Director.

* Re-appointment of Dr. Sunita Banerji (DIN: 02476075) as an Independent Director.

** Re-appointment of Mr. Susheel G Somani (DIN: 00601727) as a Non-executive and Non Independent Director, having attained age of 80 years, liable to retire by rotation.

*** Re-appointment of Mr. Surendra Somani (DIN: 00600860) as Executive Vice Chairman.

Annexure D (Contd.)

(TO THE DIRECTORS' REPORT)

ii. General Shareholders Information:

1)	Date, time and venue of 64 th AGM	:	Thursday, 14th September, 2023 at 11.30 a.m (IST) through Video Conferencing ("VC")/Other Audio Visual Means ("OAVM") Electronic copy of the Notice of 64th Annual General Meeting of the Company shall be sent to all Members whose email addresses are registered with the Company/Depository Participant(s)
	Financial Year	:	2022-23
2)	Date of Book Closure	:	September 08, 2023 to September 11, 2023 (both days inclusive)
3)	Dividend payment date, if declared at the AGM	:	Payment of dividend shall be made within 30 days of its declaration at AGM
4)	Listing on Stock Exchanges	:	BSE Limited P. J. Towers, Dalal Street, Mumbai – 400 001. Phone no. 22721233/34 -66545695 National Stock Exchange of India Limited Exchange Plaza, Plot no. C/1, G Block, Bandra-Kurla Complex, Bandra (E), Mumbai – 400 051. Phone no. 26598100-66418100
5)	Listing fees	:	Paid as per the listing agreement
6)	ISIN No.	:	INE082A01010
7)	BSE Scrip code	:	524280
	NSE Scrip Code	:	KOPRAN
8)	Registered office	:	Kopran Limited, Parijat House, 1076, Dr. E. Moses Road, Worli, Mumbai – 400 018 Tel. No. 022-43661111 Fax No. 022-24950363, Website: www.kopran.com CIN: L24230MH1958PLC011078
9)	Registrar & Share Transfer Agent (RTA) & Investor correspondence	:	Bigshare Services Pvt Limited Office No S6-2, 6th Floor, Pinnacle Business Park, Next to Ahura Centre, Mahakali Caves Road, Andheri (East) Mumbai – 400093. Board No.: 022-62638200 Fax No: 022-62638299 Email: bhagwan@bigshareonline.com or Secretarial Department, Kopran Limited, Parijat House, 1076, Dr. E. Moses Road, Worli, Mumbai – 400 018 Tel.No.022-43661111: Fax No. 022-24950363, Email: investors@kopran.com
10)	Compliance Officer	:	Mr. Sunil Sodhani, Company Secretary & Compliance Officer. Email : sunil@kopran.com Tel No. 022-43661251
11)	Share Transfer System	:	The Company's shares are traded compulsorily in Dematerialised form at BSE Ltd and National Stock Exchange. Shares in physical segment which are lodged for transfer are processed by our RTA and returned to the Shareholders within stipulated time period.



Annexure D (Contd.)

(TO THE DIRECTORS' REPORT)

12)	Outstanding GDR/ADR/Warrant or any convertible instruments, conversion date and likely impact on Equity	:	The Company does not have any outstanding GDRs / ADRs / warrants/ convertible instruments.														
13)	Dematerialisations of shares	:	As on March 31, 2023, 47931571 shares representing 99.42% of Equity shares are held in dematerialised mode.														
14)	Plant Location	:	Formulation Unit: Village Savroli, Taluka Khalapur, District Raigad, Khopoli-410 202 API Unit: Kopran Research Laboratories Limited (Subsidiary Company) K-4, Additional MIDC, Village Birwadi, Near Global Board, Mahad – 402 302 & (Unit under construction) : 633, GIDC Panoli, Panoli Road, Taluka - Ankleshwar, District - Bharuch (Gujarat) - 394116.														
15)	Credit Rating	:	CRISIL has assigned rating as under of the Company: <table border="1"> <tr> <td>Total Bank Loan Facilities Rated</td> <td>₹ 55.35 Crs</td> </tr> <tr> <td>Long-Term Rating</td> <td>CRISIL BBB+/Stable (Reaffirmed)</td> </tr> <tr> <td>Short-Term Rating</td> <td>CRISIL A2 (Reaffirmed)</td> </tr> </table> CRISIL has assigned rating as under of the Subsidiary: <table border="1"> <tr> <td colspan="2">Kopran Research Laboratories Limited</td> </tr> <tr> <td>Total Bank Loan Facilities Rated</td> <td>₹ 83.5 Crs</td> </tr> <tr> <td>Long-Term Rating</td> <td>CRISIL BBB+/Stable (Reaffirmed)</td> </tr> <tr> <td>Short-Term Rating</td> <td>CRISIL A2 (Reaffirmed)</td> </tr> </table>	Total Bank Loan Facilities Rated	₹ 55.35 Crs	Long-Term Rating	CRISIL BBB+/Stable (Reaffirmed)	Short-Term Rating	CRISIL A2 (Reaffirmed)	Kopran Research Laboratories Limited		Total Bank Loan Facilities Rated	₹ 83.5 Crs	Long-Term Rating	CRISIL BBB+/Stable (Reaffirmed)	Short-Term Rating	CRISIL A2 (Reaffirmed)
Total Bank Loan Facilities Rated	₹ 55.35 Crs																
Long-Term Rating	CRISIL BBB+/Stable (Reaffirmed)																
Short-Term Rating	CRISIL A2 (Reaffirmed)																
Kopran Research Laboratories Limited																	
Total Bank Loan Facilities Rated	₹ 83.5 Crs																
Long-Term Rating	CRISIL BBB+/Stable (Reaffirmed)																
Short-Term Rating	CRISIL A2 (Reaffirmed)																

15) Distribution of Shareholding as on March 31, 2023

By size of shareholdings, Face Value of Equity: ₹ 10/-

Range	No. of Shareholders	% of Shareholders	Holdings	% to Capital
01 to 500	36488	85.9755	4156994	8.6226
501 to 1000	2982	7.0264	2414161	5.0075
1001 to 2000	1540	3.6287	2309677	4.7908
2001 to 3000	455	1.0721	1157723	2.4014
3001 to 4000	227	0.5349	813244	1.6869
4001 to 5000	175	0.4123	816645	1.6939
5001 to 10000	287	0.6762	2094733	4.3450
10001 and above	286	0.6739	34447428	71.4520
Grand Total	42440		48210605	100.00

16) Stock market price data for the year 2022-23

The monthly movement of equity share price on BSE & NSE is summarised below:

Month	BSE			National Stock Exchange		
	High	Low	Volume of Shares Traded (In Lacs)	High	Low	Volume of Shares Traded (In Lacs)
April-22	327.35	257.95	5.44	327.50	258.00	49.88
May-22	277.7	201.65	4.13	277.35	201.00	27.36
June-22	239.55	176.2	1.75	239.80	175.25	21.39

Annexure D (Contd.) (TO THE DIRECTORS' REPORT)

Month	BSE			National Stock Exchange		
	High	Low	Volume of Shares Traded (In Lacs)	High	Low	Volume of Shares Traded (In Lacs)
July-22	219.5	191.5	1.30	219.40	191.10	16.48
August-22	207.9	174	2.28	207.95	179.10	20.28
September-22	188.9	152.2	2.19	189.05	153.00	26.03
October-22	188.5	151.3	2.83	194.10	151.10	30.35
November-22	190.5	131.3	5.95	190.65	131.20	64.80
December-22	169.65	145.05	3.73	169.70	144.25	37.95
January-23	154.95	128	2.24	154.45	128.00	21.70
February-23	138	108.1	3.03	137.90	109.10	30.04
March-23	134	96	11.10	119.90	96.00	88.80

17) Yearly Stock Performance Vs Benchmark Index

NSE exchange	As on March 31, 2023	As on March 31, 2022	Change in %
Nifty (Closing Index)	17359.75	17464.75	-0.60
Nifty Pharma (Closing Index)	12017.05	13584.10	-11.54
Kopran Limited (Closing Price)	110.50	280.95	-60.67

18) Details of Unclaimed Suspense Account

Disclosure pertaining to Unclaimed Suspense Account as required under Schedule V of the SEBI (Listing Obligations and Disclosure Requirements) Regulations, 2015 as amended:

There are no shares in demat suspense account reported by the RTA or any amount in unclaimed suspense account at the end of the financial year March 31, 2023.

19) Nomination Facility

As per the provisions of Section 72 of the Companies Act, 2013 and Rule 19(1) of the Companies (Share Capital and Debentures) Rules, 2014, as amended, Members holding shares in physical form may file nomination in the prescribed Form SH-13 with the Company's Registrar and Share Transfer Agent. In respect of shares held in dematerialised form, the nomination form may be filed with the respective Depository Participant.

20) Means of communication

The Quarterly Financial Results of the Company for the 1st quarter, 2nd quarter and 3rd quarter was published in Business standard (English) & Tarun Bharat (Marathi). The Financial Results/Company news releases are also made available on the Company's website www.kopran.com and also on <https://www.nseindia.com/> and <https://www.bseindia.com/>

D. GENERAL INFORMATION

1. Subsidiary Company

The Company has one Material Subsidiary, Kopran Research Laboratories Limited. Composition of the Board of material subsidiary is in accordance with Regulation 24(1) of the Listing Regulations. The Company is incorporated on August 12, 1986 at Mumbai. Company has appointed M/s NGS & Co. LLP, Chartered Accounts, having Firm Registration no. 119850W for Second term of 5 years on August 26, 2022.

The Company's Audit Committee reviews the Financial Statement of the Subsidiary Companies also, including the investment made by subsidiaries.

Annexure D (Contd.)

(TO THE DIRECTORS' REPORT)

- i. The minutes of Board Meetings and Committee Meetings of the subsidiary companies are placed before the Board of Directors at regular interval.
- ii. All significant transaction including Loans, Guarantees and Investments of subsidiary company are reviewed periodically by the Company and placed before the Board.
- iii. The Company has formulated a policy for determining material subsidiaries and the Policy is disclosed on the Company's web-link <http://www.kopran.com/investors/policy/pdf/Material%20Subsidiary%20Policy.pdf>

2. Foreign Exchange Risk and hedging activities.

The Company's Sales is mainly in exports and it is exposed to fluctuations in foreign exchange rates. The Management however takes appropriate hedging strategies which limits the risk. The details of the Company's Foreign Exchange hedging activities are included in Notes to Financial Statements.

3. Disclosures

- i. There were no materially significant related party transactions that may have potential conflict with the interests of the Company at large. The Company has formulated a Related Party Transactions Policy and the same is displayed on the Company's website at the following web link <http://www.kopran.com/investors/policy/pdf/Policy%20on%20related%20party%20transaction.pdf>. During 2022-23 no 'Loans and advances' were given by the Company and its Subsidiary in the nature of loans to firms/companies in which directors are interested.
- ii. The Company has complied with the requirements of the Stock Exchange, SEBI and other Statutory Authorities on all matters relating to Capital Markets during the last three years. No penalties or strictures were imposed on the Company by these authorities.
- iii. The Company has complied with all mandatory requirements of Listing Regulations with the Stock Exchanges as on March 31, 2023.
- iv. Adoption / non-adoption of non-mandatory requirements listed in Part E of Schedule II of the Listing Regulations as at March 31, 2023 is as under:
 - a. The Company does not maintain an office for the Non-Executive Chairman.
 - b. As the Financial Results are published in the newspaper as well as displayed on the Company's website, the Results are not sent to household of each of the Shareholders.
 - c. The auditors have issued an unqualified opinion for financial statements for the year ended March 31, 2023.
 - d. The Company is already having separate posts for Chairman and Executive Vice Chairman (Managing Director).
 - e. Internal Auditor reports to Audit Committee.
- v. Total fees for all services paid by the Company and its subsidiaries, on a consolidated basis, to the statutory auditor and all entities in the network firm/network entity of which the Statutory Auditor is a part:

(₹ In Lacs)

Name of the Company	Name of Statutory Auditor	Particulars	Amount
Kopran Limited	Khandelwal Jain & Co.	Audit Fees	9.00
		Other Matters	-
Kopran Research Laboratories Limited	NGS & Co. LLP	Audit Fees	5.00
		Other Matters	-
Kopran Lifesciences Limited	Urvashi Maharshi & Co	Audit Fees	0.05

- vi. There has not been any non-compliance on matters related to Capital Markets by the Company and no penalties or strictures were imposed on your Company by any of the Stock Exchange(s) or the Securities and Exchange Board of India or any statutory authority, on any matter related to capital markets, during the last three Financial Years.

Annexure D (Contd.)

(TO THE DIRECTORS' REPORT)

- vii. During the Financial Year 2022-23, there were no instances reported/recorded, where the Board of Directors of the Company did not accept recommendation(s) of any of its Committees.
- viii. The Company has complied with all the requirements of Corporate Governance Report of sub-paras (2) to (10) of Para C to Schedule V of the Listing Regulations:
- ix. P. P Singh & Co. Practicing Company Secretaries has provided Compliance certificate from regarding compliance of conditions of corporate governance under Annexure 3(a) and a Certificate of Non-Disqualification of Directors (Pursuant to Regulation 34(3) and Schedule V Para C clause (10) (i) of the SEBI (Listing Obligations and Disclosure Requirements) Regulations, 2015) under Annexure 3(b).
- x. Disclosures of compliance with Corporate Governance requirements specified in Regulation 17 to 27 and Regulation 46(2)(b) to (i) of the Listing Regulations:

Sr. No.	Particulars	Regulation	Compliance Status Yes/No/ N.A.	Compliance observed for the following:
1.	Independent Directors	16(1)(b) & 25(6)	Yes	<ul style="list-style-type: none"> • Independent directors have been appointed in terms of specified criteria of independence and or eligibility.
2.	Board of Directors	17 & 17A	Yes	<ul style="list-style-type: none"> • Board Composition • Meeting of Board of Directors • Review of Compliance Reports • Plans for Orderly Succession for Appointments • Code of Conduct • Minimum Information to be placed before the Board • Compliance Certificate • Risk Assessment and Management • Performance Evaluation of Independent Directors • Disclosure of shareholding by non-executive directors
3.	Audit Committee	18	Yes	<ul style="list-style-type: none"> • Composition • Meeting of Audit Committee • Role & Powers of Audit Committee • Review of Information by the Committee
4.	Nomination and Remuneration Committee	19	Yes	<ul style="list-style-type: none"> • Composition • Role of the Committee • Frequency of Meetings • Quorum
5.	Stakeholders Relationship Committee	20	Yes	<ul style="list-style-type: none"> • Composition • Role of the Committee • Frequency of Meetings
6.	Risk Management Committee	21	Yes	<ul style="list-style-type: none"> • Composition • Role of the Committee

Annexure D (Contd.)

(TO THE DIRECTORS' REPORT)

Sr. No.	Particulars	Regulation	Compliance Status Yes/No/ N.A.	Compliance observed for the following:
7.	Vigil Mechanism	22	Yes	<ul style="list-style-type: none"> Formulation of Vigil Mechanism Direct access to Chairperson of Audit Committee
8.	Related Party Transactions	23	Yes	<ul style="list-style-type: none"> Policy for Related Party Transactions Disclosure of Related Party Transactions Prior or omnibus approval of audit committee for all related party transactions
9.	Corporate Governance requirements with respect to subsidiary of Listed entity	24 & 24A	Yes	<ul style="list-style-type: none"> Review of Investments made by unlisted subsidiary companies by the Audit Committee Minutes of Meetings of Board of Directors of unlisted subsidiary companies placed at the Meetings of the Board of Directors of the Company Secretarial Audit Report of Material Subsidiary to be annexed
10	Obligations with respect to Independent Directors	25	Yes	<ul style="list-style-type: none"> Maximum Directorships and Tenure Meeting of Independent Directors Familiarisation of Independent Directors
11	Obligations with respect to Directors and Senior Management	26	Yes	<ul style="list-style-type: none"> Memberships / Chairmanships in Committees Affirmation with compliance to Code of Conduct from Directors and Senior Management
12.	Other Corporate Governance Requirements	27	Yes	<ul style="list-style-type: none"> Compliance with discretionary requirements Filing of quarterly compliance report on Corporate Governance
13.	Website	46(2)(b) to (i)	Yes	<ul style="list-style-type: none"> Terms and conditions of appointment of Independent Directors Composition of various Committees of Board of Directors Code of Business Conduct and Ethics for Directors Management Personnel Details of establishment of Vigil Mechanism / Whistle Blower Policy Policy on dealing with Related Party Transactions Details of familiarisation programmes imparted to Independent Directors

On behalf of the Board of Directors

Susheel G. Somani

Chairman
(DIN 00601727)

Surendra Somani

Executive Vice Chairman
(DIN 00600860)

Date: May 25, 2023

Place: Mumbai

Annexure D (Contd.) (TO THE DIRECTORS' REPORT)

ANNEXURE 1

Code of Conduct

The Board has adopted Code of Conduct for all Board Members and Senior Management Personnel of the Company and the said Code of Conduct is placed on the website of the Company at www.kopran.com. A declaration signed by the Chief Executive Officer is given below:

I hereby confirm that:

All Board Members and Senior Management Personnel have affirmed compliance with the Code of Conduct of the Company for the financial year ended March 31, 2023.

Mr. Surendra Somani

Executive Vice Chairman
(DIN: 00600860)

Annexure D (Contd.)

(TO THE DIRECTORS' REPORT)

ANNEXURE 2

Chief Executive Officer (CEO) & Chief Financial Officer (CFO) Certification

To

The Board of Directors,

Kopran Limited

Dear Members of the Board,

We the undersigned, Surendra Somani, Executive Vice Chairman and Basant Kumar Soni, Chief Financial Officer of Kopran Limited, to the best of our knowledge and belief, certify that:

- (a) We have reviewed the financial statements and the cash flow statement for the financial year ended March 31, 2023 and to the best of our knowledge and belief, we state that:
 - (i) these statements do not contain any materially untrue statement or omit any material fact or contain statements that might be misleading;
 - (ii) these statements together present a true and fair view of the Company's affairs and are in compliance with the existing accounting standards, applicable laws and regulations.
- (b) There are no transactions entered into by the Company during the financial year, which are fraudulent, illegal or abuse of the Company's code of conduct.
- (c) We are responsible for establishing and maintaining internal controls and for evaluating the effectiveness of the same over the financial reporting of the Company and have disclosed to the Auditors and the Audit Committee, deficiencies in the design or operation of internal controls, if any, of which we are aware and the steps we have taken or propose to take to rectify these deficiencies.
- (d) We have indicated, based on our most recent evaluation, wherever applicable, to the Auditors and Audit Committee:
 - (i) significant changes, if any, in the internal control over financial reporting during the year;
 - (ii) significant changes, if any, in the accounting policies made during the year and that the same has been disclosed in the notes to the financial statements; and
 - (iii) instances of significant fraud of which we have become aware and the involvement therein, if any, of the management or an employee having a significant role in the Company's internal control system over financial reporting.

Mr. Surendra Somani
Executive Vice Chairman
(DIN: 00600860)

Mr. Basant Kumar Soni
Chief Financial Officer

Date: May 25, 2023
Place: Mumbai

Annexure D (Contd.)

(TO THE DIRECTORS' REPORT)

ANNEXURE 3 (A)

P. P SINGH & CO.
PRACTICING COMPANY SECRETARIES

CERTIFICATE REGARDING COMPLIANCE WITH THE CONDITIONS OF CORPORATE GOVERNANCE REQUIREMENTS UNDER SEBI (LISTING OBLIGATIONS AND DISCLOSURE REQUIREMENTS) REGULATIONS, 2015

To,
The Members,
Kopran Limited
CIN: L24230MH1958PLC011078
Parijat House, 1076,
Dr. E. Moses Road, Worli,
Mumbai - 400018.

We have examined the compliance of the conditions of Corporate Governance procedures implemented by **KOPRAN LIMITED** (the "**Company**") for the financial year ended on March 31, 2023 as per Regulations 17 to 27, clauses (b) to (i) of Regulation 46(2) and paragraphs C, D and E of Schedule V of the Securities and Exchange Board of India (Listing Obligations and Disclosure Requirements) Regulations, 2015 (the "**Listing Regulations**") pursuant to the Listing agreement of the Company with the Stock Exchanges and we have examined the relevant records of the Company in accordance with the Guidance Note on Corporate Governance Certificate issued by The Institute of Company Secretaries of India (the "ICSI").

In our opinion and to the best of our information and according to the explanations given to us, and the representations made by the Directors and Management, we certify that the Company has complied with the conditions of Corporate Governance as stipulated in Regulations 17 to 27, clauses (b) to (i) of Regulation 46(2) and paragraphs C, D and E of Schedule V of the Listing Regulations, as applicable.

The Compliance of the conditions of Corporate Governance is the responsibility of the Management. Our examination has been limited to a review of the procedures and implementations thereof, adopted by the Company for ensuring compliance of the conditions of Corporate Governance. It is neither an audit nor an expression of opinion on the financial statements of the Company.

Ensuring eligibility for appointment / continuity of every director on the Board is the responsibility of the management of the Company. Our responsibility is to express an opinion on these based on our verification.

We further state that such compliance is neither an assurance as to the future viability of the Company nor the efficiency or effectiveness with which the Management has conducted the affairs of the Company.

FOR P.P.SINGH & CO.

Puspendra Pratap Singh
Practicing Company Secretary
FCS No. F11584
CP No. 15570
UDIN: F011584E000375574
PR No.: 2474/2022

Date: May 25, 2023
Place: Mumbai

Annexure D (Contd.) (TO THE DIRECTORS' REPORT)

ANNEXURE 3 (B)

P. P SINGH & CO.
PRACTICING COMPANY SECRETARIES

CERTIFICATE OF NON-DISQUALIFICATION OF DIRECTORS

(Pursuant to Regulation 34(3) and Schedule V Para C clause (10) (i) of the SEBI
(Listing Obligations and Disclosure Requirements) Regulations, 2015)

To,
The Members,
Kopran Limited
CIN: L24230MH1958PLC011078
Parijat House, 1076,
Dr. E. Moses Road,
Worli, Mumbai – 400 018

We have examined the relevant registers, records, forms, returns and disclosures received from the Directors of **KOPRAN LIMITED** having **CIN: L24230MH1958PLC011078** and having registered office at Parijat House, 1076, Dr. E. Moses Road, Worli, Mumbai – 400 018 (hereinafter referred to as the "**Company**"), produced before us by the Company for the purpose of issuing this Certificate, in accordance with Regulation 34(3) read with Schedule V Para-C Sub clause 10(i) of the Securities Exchange Board of India (Listing Obligations and Disclosure Requirements) Regulations, 2015.

In our opinion and to the best of our information and according to the verifications (including Directors Identification Number ("DIN") status at the portal www.mca.gov.in as considered necessary and explanations furnished to us by the Company & its officers, we hereby certify that none of the Directors on the Board of the Company as at the end of the Financial Year ending on March 31, 2023 have been debarred or disqualified from being appointed or continuing as Directors of companies by the Securities and Exchange Board of India, Ministry of Corporate Affairs or any such other Statutory Authority.

The details of directors are captured herewith:

Sr. No.	Name of the Director	DIN	Date of Appointment at current Designation
1.	Mamta Ashok Biyani	01850136	20/07/2019
2.	Sunita Banerji	02476075	19/09/2015
3.	Varun Surendra Somani	00015384	29/09/2018
4.	Siddhan Subramanian	02101174	19/09/2015
5.	Surendra Somani	00600860	01/01/2009
6.	Susheel Gajadhar Somani	00601727	20/07/2019
7.	Adarsh Rajendra Somani	00192609	29/09/2018
8.	Narayan Tulsiram Atal	00237626	20/07/2019

Ensuring the eligibility for the appointment / continuity of every Director on the Board is the responsibility of the Management of the Company. Our responsibility is to express an opinion on these based on my verification. This certificate is neither an assurance as to the future viability of the Company nor of the efficiency or effectiveness with which the management has conducted the affairs of the Company.

FOR P.P.SINGH & CO.

Puspendra Pratap Singh
Practicing Company Secretary
FCS No. F11584
CP No. 15570
UDIN: F011584E000375508
PR No.: 2474/2022

Date: May 25, 2023
Place: Mumbai

Annexure E (i)

(TO THE DIRECTORS' REPORT)

P. P SINGH & CO.
PRACTICING COMPANY SECRETARIES

FORM NO. MR-3

SECRETARIAL AUDIT REPORT

FOR THE FINANCIAL YEAR ENDED MARCH 31, 2023

[Pursuant to Section 204(1) of the Companies Act, 2013 and Rule No.9 of the Companies (Appointment and Remuneration of Managerial Personnel) Rules, 2014]

To,
The Members,
Kopran Limited
CIN: L24230MH1958PLC011078
Parijat House, 1076,
Dr. E. Moses Road,
Worli, Mumbai – 400 018

We have conducted the Secretarial Audit of the compliance of applicable statutory provisions and the adherence to good corporate practices by the **KOPRAN LIMITED** (hereinafter called the "**Company**"). Secretarial Audit was conducted in a manner that provided us a reasonable basis for evaluating the corporate conducts/statutory compliances and expressing our opinion thereon.

Based on our verification of the Company's books, papers, minute books, forms and returns filed and other documents/ records maintained by the Company and also the information provided by the Company, its officers, agents and authorised representatives during the conduct of Secretarial Audit, we hereby report that in our opinion, the Company has, during the audit period covering the financial year ended on **March 31, 2023**, complied with the statutory provisions listed hereunder and also that the Company has proper Board-processes and compliance - mechanism in place to the extent, in the manner and subject to the reporting made hereinafter:

We have examined the books, papers, minute books, forms and returns filed and other records maintained by the Company for the financial year ended on **March 31, 2023**, according to the provisions of:

- (i) The Companies Act, 2013 (hereinafter called the "**Act**") and the rules made thereunder;
- (ii) The Securities Contracts (Regulation) Act, 1956 (hereinafter called the "**SCRA**") and the rules made thereunder;
- (iii) The Depositories Act, 1996 and the Regulations and Bye-laws framed thereunder;
- (iv) Foreign Exchange Management Act, 1999 and the rules and regulations made thereunder to the extent of Foreign Direct Investment, Overseas Direct Investment and External Commercial Borrowings;

The following Regulations and Guidelines prescribed under the Securities and Exchange Board of India Act, 1992 (hereinafter called the "**SEBI Act**"):

- a) The Securities and Exchange Board of India (Substantial Acquisition of Shares and Takeovers) Regulations, 2011;
- b) The Securities and Exchange Board of India (Prohibition of Insider Trading) Regulations, 2015;
- c) The Securities and Exchange Board of India (Registrars to an issue and Share Transfer Agents) Regulations, 1993 regarding the Companies Act and dealing with client;
- d) The Securities and Exchange Board of India (Issue of Capital and Disclosure Requirements) Regulations, 2009;
- e) The Securities and Exchange Board of India (Share Based Employee Benefits) Regulations, 2014; **(During the Review Period Employee Stock Option Plan 2023 was approved by the Board of Directors in the Board meeting held on February 10, 2023 subject to the approval of shareholders);**
- f) The Securities and Exchange Board of India (Issue and Listing of Debt Securities) Regulations, 2008; **[Not applicable as the Company has not issued and listed any debt securities during the financial year under review]**



Annexure E (i) (Contd.) (TO THE DIRECTORS' REPORT)

- g) The Securities and Exchange Board of India (Delisting of Equity Shares) Regulations, 2009; **[Not applicable as the Company has not delisted its equity shares during the period under review]** and
- h) The Securities and Exchange Board of India (Buy back of Securities) Regulations, 1998; **[Not applicable as the Company has not bought back its securities during the period under review];**

Other laws applicable specifically to the Company a list of which has been provided by the management namely:

- Drugs and Cosmetics Act, 1940 and Rules made there-under;
- Drugs Price Control Order, 2013;
- National Pharmaceuticals Pricing Policy, 2012;
- The Pharmacy Act, 1948;
- The Narcotic Drugs and Psychotropic Substances Act, 1985;
- The Drugs and Magic Remedies (Objectionable Advertisement) Act, 1954;
- Food Safety and Standards Act, 2006.

The examination and reporting of these laws and rules are limited to whether there are adequate systems and processes are in place to monitor and ensure compliance with those laws.

We have also examined compliance with the applicable clauses of the following:

- i. Secretarial Standards with respect to Board and General Meetings (SS - 1 and SS - 2) specified by The Institute of Company Secretaries of India;
- ii. The Listing Agreements entered into by the Company with BSE Limited and National Stock Exchange of India Limited read with The Securities and Exchange Board of India (Listing Obligations and Disclosure Requirements) Regulations, 2015.

During the year under review, the Company has complied with the provisions of the Act, Rules, Regulations, Guidelines, etc. mentioned above.

We further report that:

The Board of Directors of the Company is duly constituted with proper balance of Executive Directors, Non- Executive Directors and Independent Directors.

Adequate notice was given to all Directors to schedule the Board Meetings, agenda and detailed notes on agenda were sent at least seven days in advance and a system exists for seeking and obtaining further information and clarifications on the agenda items before the meeting and for meaningful participation at the meeting.

During the period under review, resolutions were carried through majority. As confirmed by the Management, there were no dissenting views expressed by any of the members on any business transacted at the meetings held during the period under review.

We further report that, there are adequate systems and processes in the Company commensurate with the size and operations of the Company to monitor and ensure compliance with applicable laws, rules, regulations and guidelines.

We further report that during the audit period the Company has no major events.

FOR P. P. SINGH & CO.

PUSHPENRDA PRATAP SINGH

Practicing Company Secretary

UDIN:F011584E000375409

Membership No: F11584

COP No: 15570

Date: May 25, 2023

Place: Mumbai

Note:

This report is to be read with our letter of even date that is annexed as Annexure I and forms an integral part of this report

Annexure E (i) (Contd.)

(TO THE DIRECTORS' REPORT)

ANNEXURE I

To,
The Members,
Kopran Limited
CIN: L24230MH1958PLC011078
Parijat House, 1076,
Dr. E. Moses Road,
Worli, Mumbai – 400 018

MANAGEMENT'S RESPONSIBILITY

1. It is the responsibility of management of the Company to maintain secretarial records, devise proper systems to ensure compliance with the provisions of all applicable laws and regulations and to ensure that the systems are adequate and operate effectively.

AUDITOR'S RESPONSIBILITY

2. Our responsibility is to express an opinion on these secretarial records, standards and procedures followed by the Company with respect to secretarial compliances.
3. We have followed the audit practices and processes as were appropriate to obtain reasonable assurance about the correctness of the contents of the Secretarial records. The verification was done on test basis to ensure that correct facts are reflected in secretarial records. We believe that the processes and practices, we, followed provide reasonable bases for our opinion.
4. We believe that audit evidence and information obtained from the Company's management is adequate and appropriate for us to provide a basis for our opinion. Our examination was limited to the verification of procedures on test basis.
5. Wherever required, we have obtained the management's representation about the compliance of laws, rules and regulations and happening of events etc.

DISCLAIMER

6. The Secretarial Audit Report is neither an assurance as to future viability of the Company nor of the efficacy or effectiveness with which the management has conducted affairs of the Company.
7. We have not verified the correctness and appropriateness of financial records and Books of Accounts of the Company.
8. Our report of even date is to be read along with this letter.

FOR P. P. SINGH & CO.

PUSHPENRDA PRATAP SINGH

Practicing Company Secretary
UDIN: F011584E000375409
Membership No: F11584
COP No: 15570

Date: May 25, 2023
Place: Mumbai

Annexure E (ii)

(TO THE DIRECTORS' REPORT)

P. P SINGH & CO.
PRACTICING COMPANY SECRETARIES

FORM NO. MR-3

SECRETARIAL AUDIT REPORT

FOR THE FINANCIAL YEAR ENDED MARCH 31, 2023

[Pursuant to Section 204(1) of the Companies Act, 2013 and Rule No.9 of the Companies (Appointment and Remuneration of Managerial Personnel) Rules, 2014]

To,
The Members,

Kopran Research Laboratories Limited

CIN: U24230MH1986PLC040601

Parijat House, 1076,
Dr. E. Moses Road,
Worli, Mumbai – 400 018.

We have conducted the Secretarial Audit of the compliance of applicable statutory provisions and the adherence to good corporate practices by the **KOPRAN RESEARCH LABORATORIES LIMITED** (hereinafter called the "**Company**"). Secretarial Audit was conducted in a manner that provided us a reasonable basis for evaluating the corporate conducts/statutory compliances and expressing our opinion thereon.

Based on our verification of the Company's books, papers, minute books, forms and returns filed and other documents/ records maintained by the Company and also the information provided by the Company, its officers, agents and authorised representatives during the conduct of Secretarial Audit, we hereby report that in our opinion, the Company has, during the audit period covering the financial year ended on **March 31, 2023**, complied with the statutory provisions listed hereunder and also that the Company has proper Board-processes and compliance - mechanism in place to the extent, in the manner and subject to the reporting made hereinafter:

We have examined the books, papers, minute books, forms and returns filed and other records maintained by the Company for the financial year ended on **March 31, 2023**, according to the provisions of:

- (i) The Companies Act, 2013 (hereinafter called the "**Act**") and the rules made thereunder;
- (ii) Foreign Exchange Management Act, 1999 and the rules and regulations made thereunder to the extent of Foreign Direct Investment, Overseas Direct Investment and External Commercial Borrowings;
- (iii) Other laws applicable specifically to the Company a list of which has been provided by the management namely:
 - Drugs and Cosmetics Act, 1940 and Rules made there-under;
 - Drugs Price Control Order, 2013;
 - National Pharmaceuticals Pricing Policy, 2012;
 - The Pharmacy Act, 1948;
 - The Narcotic Drugs and Psychotropic Substances Act, 1985;
 - The Drugs and Magic Remedies (Objectionable Advertisement) Act, 1954;
 - Food Safety and Standards Act, 2006.

The examination and reporting of these laws and rules are limited to whether there are adequate systems and processes are in place to monitor and ensure compliance with those laws.

We have also examined compliance with Secretarial Standards with respect to Board and General Meetings (SS-1 and SS-2) specified by The Institute of Company Secretaries of India;

Annexure E (ii) (Contd.) (TO THE DIRECTORS' REPORT)

During the year under review, the Company has complied with the provisions of the Act, Rules, Regulations, Guidelines, etc. mentioned above.

We further report that:

The Board of Directors of the Company is duly constituted with proper balance of Executive Directors, Non- Executive Directors and Independent Directors.

Adequate notice was given to all Directors to schedule the Board Meetings, agenda and detailed notes on agenda were sent at least seven days in advance and a system exists for seeking and obtaining further information and clarifications on the agenda items before the meeting and for meaningful participation at the meeting.

During the period under review, resolutions were carried through majority. As confirmed by the Management, there were no dissenting views expressed by any of the members on any business transacted at the meetings held during the period under review.

We further report that, there are adequate systems and processes in the Company commensurate with the size and operations of the Company to monitor and ensure compliance with applicable laws, rules, regulations and guidelines.

We further report that during the audit period the Company has no major events.

FOR P. P. SINGH & CO.

PUSHPENRDA PRATAP SINGH

Practicing Company Secretary

UDIN: F011584E000375631

Membership No: F11584

COP No: 15570

Date: May 25, 2023

Place: Mumbai

Note:

This report is to be read with our letter of even date that is annexed as Annexure I and forms an integral part of this report



Kopran

Annexure E (ii) (Contd.) (TO THE DIRECTORS' REPORT)

ANNEXURE I

To,
The Members,
Kopran Research Laboratories Limited
CIN: U24230MH1986PLC040601
Parijat House, 1076,
Dr. E. Moses Road,
Worli, Mumbai – 400 018.

MANAGEMENT'S RESPONSIBILITY

1. It is the responsibility of management of the Company to maintain secretarial records, devise proper systems to ensure compliance with the provisions of all applicable laws and regulations and to ensure that the systems are adequate and operate effectively.

AUDITOR'S RESPONSIBILITY

2. Our responsibility is to express an opinion on these secretarial records, standards and procedures followed by the Company with respect to secretarial compliances.
3. We have followed the audit practices and processes as were appropriate to obtain reasonable assurance about the correctness of the contents of the Secretarial records. The verification was done on test basis to ensure that correct facts are reflected in secretarial records. We believe that the processes and practices, we, followed provide reasonable bases for our opinion.
4. We believe that audit evidence and information obtained from the Company's management is adequate and appropriate for us to provide a basis for our opinion. Our examination was limited to the verification of procedures on test basis.
5. Wherever required, we have obtained the management's representation about the compliance of laws, rules and regulations and happening of events etc.

DISCLAIMER

6. The Secretarial Audit Report is neither an assurance as to future viability of the Company nor of the efficacy or effectiveness with which the management has conducted affairs of the Company.
7. We have not verified the correctness and appropriateness of financial records and Books of Accounts of the Company.
8. Our report of even date is to be read along with this letter.

FOR P. P. SINGH & CO.

PUSHPENRDA PRATAP SINGH

Practicing Company Secretary
UDIN: F011584E000375631
Membership No: F11584
COP No: 15570

Date: May 25, 2023

Place: Mumbai

Annexure F

(TO THE DIRECTORS' REPORT)

CONSERVATION OF ENERGY, TECHNOLOGY ABSORPTION & FOREIGN EXCHANGE EARNINGS AND OUTGO

Information required under section 134 (3)(m) of the Companies Act, 2013 read with Rule 8(3) of the Companies (Accounts) Rules, 2014 pertaining to Conservation of Energy, Technology absorption, Foreign exchange earnings and outgo for the 2022-23

A. CONSERVATION OF ENERGY AND TECHNOLOGY ABSORPTION

1. The company has installed power factor panel 350 KVAR to maintain power factor from 0.999 to unity causing saving in billing units.
2. The company has installed new energy efficient VFD based chilling plant to reduce the specific power consumption for varying loads.
3. VFDs are installed for the various equipment like reactor, AHUs, multimill.
4. Installed Sludge dewatering system having very lower energy consumption to replace the convention filter press with air compressor.
5. The company has replaced the 40 watt florescent conventional lights by energy efficient 20 watt LED light fixtures for MPP II and sterile plant.

B. FOREIGN EXCHANGE EARNINGS AND OUTGO

Earnings: ₹ 20, 220 Lacs

Outgo: ₹ 2,083.50 Lacs

On behalf of the Board of Directors

Susheel G. Somani

Chairman

(DIN 00601727)

Surendra Somani

Executive Vice Chairman

(DIN 00600860)

Date: May 25, 2023

Place: Mumbai

Annexure G

(TO THE DIRECTORS' REPORT)

DISCLOSURE OF REMUNERATION UNDER SECTION 197 OF THE COMPANIES ACT, 2013 READ WITH RULE 5(1) OF THE COMPANIES (APPOINTMENT AND REMUNERATION OF MANAGERIAL PERSONNEL) RULES, 2014

As per the provision of section 197 of the Companies Act, 2013 read with Companies (Appointment & Remuneration of Managerial Personnel) Rules, 2016 every listed company are required to disclose following information in Board Report.

Ratio of Remuneration of each Director to the median Remuneration of the Employees of the company for the Financial Year.

Name	Ratio to Median = 1
Surendra Somani – Executive Vice Chairman	37.68

Note: All Non-Executive Directors are paid sitting fees and hence not considered for comparison of median remuneration.

Percentage increase in remuneration of each Director, Chief Financial Officer, Chief Executive Officer, Company Secretary or Manager, if any in the Financial Year.

Name	% increase
Surendra Somani – Executive Vice Chairman	No change
Basant Kumar Soni – Chief Financial Officer	No change
Sunil Sodhani – Company Secretary & Compliance officer	No change
Percentage increase in the median remuneration of employee in the financial year	10.52 %
Number of permanent employees on the Roll of the Company	394
Average percentile increase already made in the Salaries of the employees other than the Managerial Personnel from last Financial Year	11.28 %
Average percentile increase already made in the Salaries of the Managerial Personnel from the last Financial Year	0.00 %

Comparison with the percentile increase in the Managerial remuneration and justification thereof and point out if there are any exceptional circumstances for increase in the Managerial remuneration. : There is no change in the Managerial Remuneration

We affirm that the Remuneration paid to the Managerial and Non-Managerial Personnel is as per the Remuneration policy of the Company.

On behalf of the Board of Directors

Susheel G. Somani

Chairman
(DIN 00601727)

Surendra Somani

Executive Vice Chairman
(DIN 00600860)

Date: May 25, 2023

Place: Mumbai

Annexure H

(TO THE DIRECTORS' REPORT)

BUSINESS RESPONSIBILITY & SUSTAINABILITY REPORT

SECTION A: GENERAL DISCLOSURES

I. Details of the listed entity

1.	Corporate identity number (CIN) of the listed entity	L24230MH1958PLC011078
2.	Name of the listed entity	Kopran Limited
3.	Year of incorporation	1958
4.	Registered office address	Parijat House,1076, Dr E Moses Road, Worli, Mumbai – 400 018, Maharashtra
5.	Corporate address	
6.	E-mail	investors@kopran.com
7.	Telephone	+ 91-22-43661111
8.	Website	www.kopran.com
9.	Financial year for which reporting is being done	2022-23
10.	Name of the Stock Exchange(s) where shares are listed	BSE Limited National Stock Exchange of India Limited
11.	Paid-up capital	₹ 48.21 Crs
12.	Name and contact details (telephone, email address) of the person who may be contacted in case of any queries on the BRSR report	Mr. Sunil Sodhani Email: cs@kopran.com Telephone: 022 4366 1251
13.	Reporting boundary - Are the disclosures under this report made on a standalone basis (i.e. only for the entity) or on a consolidated basis (i.e. for the entity and all the entities which form a part of its consolidated financial statements, taken together)	Consolidated basis

II. Products/services

14. Details of business activities (accounting for 90% of the turnover)

S. no.	Description of main activity	Description of Business activity	% of turnover of the entity
	Pharmaceuticals	Manufacturing of pharmaceuticals and medicinal products	100

15. Products/Services sold by the entity (accounting for 90% of the entity's turnover)

S. no.	Product/service	NIC code	% of total turnover contributed
	Formulations	21001	45.46
	Active Pharmaceutical Ingredients	21001	54.54

III. Operations

16. Number of locations where plants and/or operations/offices of the entity are situated

Location	Number of plants	Number of offices	Total
National	2	1	3
International	0	0	0

Annexure H (Contd.)

(TO THE DIRECTORS' REPORT)

17. Markets served by the entity:

a. Number of locations

Locations	Number
National (No. of states)	Pan-India
International (No. of countries)	25

b. What is the contribution of exports as a percentage of the total turnover of the entity?

73.06%

c. A brief on types of customers

The Company's customers comprise distributors, pharmacy chains, hospitals, Government institutions, retail consumers and other pharmaceutical companies.

IV. Employees

18. Details as at the end of financial year

a. Employees and workers (including differently abled)

Sr. No.	Particulars	Total (A)	Male		Female	
			No. (B)	% (B/A)	No. (C)	% (C/A)
EMPLOYEES						
1.	Permanent (D)	665	592	89	73	11
2.	Other than permanent (E)	NIL	NIL	N.A.	NIL	N.A.
3.	Total employees (D + E)	665	592	89	73	11
WORKERS						
4.	Permanent (F)	237	237	100.00	NIL	N.A.
5.	Other than permanent (G)	438	423	96.58	15	3.42
6.	Total workers (F + G)	675	660	97.78	15	2.22

b. Differently abled employees and workers

Sr. No	Particulars	Total (A)	Male		Female	
			No. (B)	% (B/A)	No. (C)	% (C/A)
DIFFERENTLY ABLED EMPLOYEES						
1.	Permanent (D)	NIL	NIL	N.A.	NIL	N.A.
2.	Other than permanent (E)					
3.	Total differently abled workers (F + G)					
DIFFERENTLY ABLED WORKERS						
4.	Permanent (F)	NIL	NIL	N.A.	NIL	N.A.
5.	Other than permanent (G)					
6.	Total differently abled workers (F + G)					

Annexure H (Contd.) (TO THE DIRECTORS' REPORT)

19. Participation/Inclusion/Representation of women

	Total (A)	No. and percentage of females	
		No. (B)	% (B/A)
Board of Directors*	13	4	31
Key Management Personnel**	6	2	33

* The Board includes two Women Directors common to the Holding and its Subsidiary Companies, who are counted twice for the correct representation of the data.

** KMP includes two Executive Directors.

20. Turnover rate for permanent employees and workers

(Disclose trends for the past 3 years)

	2022-23 (Turnover rate in current FY) (in %)			2021-22 (Turnover rate in previous FY) (in %)			2020-21 (Turnover rate in the year prior to the previous FY) (in %)		
	Male	Female	Total	Male	Female	Total	Male	Female	Total
Permanent employees	23	11	22	24	18	23	24	16	23
Permanent workers	NIL			NIL			NIL		

V. Holding, subsidiary and associate companies (including joint ventures)

21. (a) Names of holding/subsidiary/associate companies/joint ventures

S. no.	Name of the holding/subsidiary/associate companies/joint ventures (A)	Indicate whether holding/subsidiary/associate/joint venture	% of shares held by listed entity	Does the entity indicated at column A, participate in the business responsibility initiatives of the listed entity? (Yes/No)
1	Kopran Research Laboratories Limited	Subsidiary	99.50	Yes
2	Kopran Lifesciences Limited	Subsidiary	100.00	No
3	Kopran (H.K.) Limited	Subsidiary	100.00	No

CSR DETAILS

22. (i) Whether CSR is applicable as per section 135 of Companies Act, 2013: Yes

- Turnover (in ₹): ₹ 55,405.20 Lacs (on consolidated basis)
- Net worth (in ₹): ₹ 43,924.57 Lacs (on consolidated basis)



Annexure H (Contd.)

(TO THE DIRECTORS' REPORT)

VI. Transparency and disclosures compliances

23. Complaints/grievances on any of the principles (Principles 1 to 9) under the National Guidelines on Responsible Business Conduct

Stakeholder group from whom complaint was received	Grievance Redressal Mechanism in Place (Yes/No)	2022-23 (Current financial year)			2021-22 (Previous financial year)		
	(If yes, then provide a weblink to the grievance redress policy)	Number of complaints filed during the year	Number of complaints with pending resolution at the close of the year	Remarks	Number of complaints filed during the year	Number of complaints with pending resolution at the close of the year	Remarks
Communities	No	NIL	N.A.	N.A.	NIL	N.A.	N.A.
Investors (other than shareholders)	Yes	NIL	N.A.	N.A.	NIL	N.A.	N.A.
Shareholders	Yes	1	0	N.A.	4	0	N.A.
Employees and workers	Yes. The Company has POSH and whistle-blower policies. hr@kopran.com	NIL	N.A.	N.A.	NIL	N.A.	N.A.
Customers	Yes	NIL	N.A.	N.A.	NIL	N.A.	N.A.
Value chain partners	Yes	NIL	N.A.	N.A.	NIL	N.A.	N.A.
Other (please specify)		N.A.					

The Company has a whistle-blower policy placed on the website of the Company that allows confidential or anonymous complaints from all stakeholders. Complaints can be shared directly with the Chairman of the Audit Committee, Mr. Narayan Atal, either through email at: atalnt@yahoo.co.in or via sealed envelopes marked as 'Private and Confidential.'

24. Overview of the entity's material responsible business conduct issues

Please indicate material responsible business conduct and sustainability issues pertaining to environmental and social matters that present a risk or an opportunity to your business, rationale for identifying the same and approach to adapt or mitigate the risk along with its financial implications, as per the following format

Sr. no.	Material issue identified	Indicate whether risk or opportunity (R/O)	Rationale for identifying the risk/opportunity	In case of risk, approach to adapt or mitigate	Financial implications of the risk or opportunity (indicate positive or negative implications)
1	Product quality and safety	Risk	Product quality and safety directly impact patient health and regulatory compliance. Failing to meet quality standards can lead to legal liabilities, harm the reputation and pose financial risks, including losses due to product recalls and regulatory penalties	The Company implements a robust Quality Management System and also adheres to healthy manufacturing practices, which include conducting risk assessments of manufacturing plants, ensuring supplier qualification, providing staff training, conducting thorough product testing, complying with regulations, handling customer feedback and promoting continuous improvement. Further, the company regularly conducts audits through its quality assurance department to verify compliance with its stringent quality requirements	Negative

Annexure H (Contd.)

(TO THE DIRECTORS' REPORT)

Sr. no.	Material issue identified	Indicate whether risk or opportunity (R/O)	Rationale for identifying the risk/ opportunity	In case of risk, approach to adapt or mitigate	Financial implications of the risk or opportunity (indicate positive or negative implications)
2	Innovation	Opportunity	Innovation allows to create new pharmaceutical products, gain a competitive edge, enter new markets, protect intellectual property, foster collaborations and enhance brand value. Embracing innovation provides the opportunity to achieve growth, market leadership and increased brand value	Fostering a culture of creativity and embracing new technologies. Encouraging idea generation, collaborating with experts and investing in R&D can drive product development, market expansion and sustainable growth	Positive
3	Sustainable supply chain	Risk	Sustainability in the supply chain helps to maintain operation licences, avoid penalties, ensure safety and efficacy, improve traceability and ensure authenticity and integrity. Adhering to sustainable packaging, transportation and storage methods helps prevent contamination, degradation or other quality issues that may impact the effectiveness of pharmaceutical products	The Company has developed a strong evaluation system to analyse the implications of unforeseen disruptions on the supply chain. Create a comprehensive contingency plan to mitigate potential significant impacts on the business and ensure continued operations	Negative
4	Regulatory compliance	Risk	Failure to adhere to regulations and standards can lead to severe consequences, including legal action, fines, penalties and potential criminal charges. Regulatory bodies like the FDA or EMA can enforce substantial financial penalties and suspend or revoke licences. Non-compliance with regulatory requirements may also result in product recalls or market withdrawals, limiting market access and opportunities to participate in Government tenders. Ensuring compliance is crucial to maintaining reputation and avoiding financial losses	The Company is continuously emphasising establishing its presence in larger markets and also enhancing regulatory capabilities in critical markets through active engagement with regulatory agencies, thereby reducing risks from external factors	Negative



Annexure H (Contd.)

(TO THE DIRECTORS' REPORT)

Sr. no.	Material issue identified	Indicate whether risk or opportunity (R/O)	Rationale for identifying the risk/opportunity	In case of risk, approach to adapt or mitigate	Financial implications of the risk or opportunity (indicate positive or negative implications)
5	Environmental performance and climate change	Risk	<p>Pharmaceutical manufacturing processes, energy consumption and transportation contribute to greenhouse gas emissions. Ineffective management of carbon emissions can lead to non-compliance, increased costs and reputational risks. Failure to comply with environmental regulations may result in penalties, fines, litigation and reputational damage</p> <p>Climate change impacts, such as extreme weather events and shifting disease patterns, can disrupt supply chains, infrastructure and operations. It may also result in tighter regulations and climate policy actions</p> <p>Developing resilience strategies is vital to ensuring business continuity and product availability. Failing to address environmental concerns can damage the Company's reputation and erode stakeholder trust, impacting market share, customer loyalty and business relationships</p>	Initiating proactive measures to address physical and transitional risks associated with climate change, such as decarbonising operations, implementing GHG emission reduction strategies and conducting climate risk assessments to safeguard assets from climate impacts	Negative
6	Investment in R&D	Opportunity	R&D investments lead to the creation of valuable intellectual property, providing market exclusivity and revenue streams. Successful R&D efforts enable regulatory approvals, market entry and expansion into new therapeutic areas, collaborations and partnerships with research organisations that enhance knowledge sharing and accelerate innovation	Allocating resources and fostering innovation. By focussing on R&D, the Company can develop cutting-edge products and solutions, enhance its competitiveness and capitalise on emerging market demands	Positive

Annexure H (Contd.)

(TO THE DIRECTORS' REPORT)

SECTION B: MANAGEMENT AND PROCESS DISCLOSURES

This section is aimed at helping businesses demonstrate the structures, policies and processes put in place towards adopting the NGRBC Principles and Core Elements.

Sr. no.	Disclosure questions	P 1	P 2	P 3	P 4	P 5	P 6	P 7	P 8	P 9
	Policy and management processes									
1	a. Whether your entity's policy/policies cover each principle and its core elements of the NGRBCs. (Yes/No)	Y	Y	Y	Y	Y	Y	Y	Y	Y
	b. Has the policy been approved by the Board? (Yes/No)	Y	Y	Y	Y	Y	Y	Y	Y	Y
	c. Weblink of the policies, if available	https://www.kopran.com/investors/policy/pdf/CODE%20OF%20CONDUCT.pdf https://www.kopran.com/investors/policy/pdf/Business%20Responsibility%20Policy.pdf https://www.kopran.com/investors/policy/pdf/Whistle%20Blower%20Policy.pdf https://www.kopran.com/investors/policy/pdf/Corporate%20Social%20Responsibility%20Policy%20revised%2003022022.pdf								
2	Whether the entity has translated the policy into procedures. (Yes/No)	Y	Y	Y	Y	Y	Y	Y	Y	Y
3	Do the enlisted policies extend to your value chain partners? (Yes/No)	Y	Y	Y	Y	Y	Y	Y	Y	Y
4	Name of the national and international codes/certifications/labels/standards (e.g. Forest Stewardship Council, Fairtrade, Rainforest Alliance, Trustea) standards (e.g. SA 8000, OHSAS, ISO, BIS) adopted by your entity and mapped to each principle.	<ul style="list-style-type: none"> • US FDA (The United States Food and Drug Administration) • EU GMP (EU Good Manufacturing Practices) • WHO GMP (WHO Good Manufacturing Practices) • COFEPRIS (Federal Commission for Protection against Sanitary Risks, Mexico) • KFDA (Korea Food and Drug Administration) • AN VISA (The Brazilian Health Regulatory Agency) 								
5	Specific commitments, goals and targets set by the entity with defined timelines, if any.	<p>Company has established specific commitments, goals, and targets for various aspects of environmental, social, and governance (ESG) performance. These commitments aim to address key sustainability challenges and match industry best practices.</p> <p>Environmental goals: Emissions reduction, resource conservation, renewables, waste management</p> <p>Social focus: Diversity, fair labour, employee well-being, community engagement</p> <p>Governance aims: Transparency, ethics, diverse board, compliance</p>								



Annexure H (Contd.)

(TO THE DIRECTORS' REPORT)

6	Performance of the entity against the specific commitments, goals and targets alongwith reasons in case the same are not met.	The Management and Board of Directors lead committees that regularly assess goal implementation at the Company and also prioritise evaluating its performance against specific ESG commitments, goals, and targets. Monitoring progress ensures accountability, with data analysis and assessments providing valuable insights for improvement. In cases of unmet targets, reasons behind the shortfall are investigated. Transparency and continuous improvement are core principles guiding the Company's approach.
Governance, leadership and oversight		
7	<p>Statement by the director responsible for the business responsibility report, highlighting ESG-related challenges, targets and achievements (listed entity has flexibility regarding the placement of this disclosure)</p> <p>The Company's policies on ethics, transparency, and accountability extend to it and its stakeholders. Demonstrating the Company's commitment to ethical conduct and sustainability, it designs products with social and environmental considerations, resulting in resource reduction and efficiency improvements. The Company complies with regulations and optimises resource use. Initiatives like solar installations and eco-friendly equipment promote the Company's sustainability. Compliance with emission, waste and effluent limits is achieved.</p> <p>Stakeholder engagement is integral to the Company's approach, with mapping of internal and external stakeholders, including marginalised groups. Employee well-being is prioritised through training and engagement with a recognised employee association. The Company's whistle-blower mechanism ensures transparency and accountability. Inclusive growth is pursued through trade associations and partnerships with local communities. Human rights and customer value are safeguarded with no complaints of unfair practices.</p> <p>The Company has established commitments, goals, and targets for ESG performance. These commitments align with industry best practices and are tracked with defined timelines for accountability.</p>	
8	Details of the highest authority responsible for implementing and overseeing the Business Responsibility policy(ies).	<p>Name: Ajit Jain</p> <p>Designation: Chief Operating Officer (COO)</p> <p>Email: ajitjain@kopran.com</p> <p>Tel: 4366-1111</p>
9	Does the entity have a specified Committee of the Board/ Director responsible for decision-making on sustainability related issues? (Yes/No). If yes, provide details.	No

10 Details of Review of NGRBCs by the Company:

Subject for Review	Indicate whether the review was undertaken by Director/Committee of the Board/Any other Committee									Frequency (Annually/Half yearly/ Quarterly/Any other – please specify)								
	P 1	P 2	P 3	P 4	P 5	P 6	P 7	P 8	P 9	P 1	P 2	P 3	P 4	P 5	P 6	P 7	P 8	P 9
Performance against the above policies and follow-up action	The senior leadership team, including the Executive Director, periodically reviews and assesses the Company's business responsibility policies, making necessary modifications as needed.																	
Compliance with statutory requirements of relevance to the principles and, rectification of any non-compliances	The Company consistently adheres to relevant rules and regulations.																	

Annexure H (Contd.) (TO THE DIRECTORS' REPORT)

11	Has the entity carried out an independent assessment/evaluation of the working of its policies by an external agency? (Yes/No). If yes, provide the name of the agency.	P 1	P 2	P 3	P 4	P 5	P 6	P 7	P 8	P 9
----	---	----------------------	----------------------	----------------------	----------------------	----------------------	----------------------	----------------------	----------------------	----------------------

No

12 If the answer to question (1) above is 'No' i.e. not all Principles are covered by a policy, reasons to be stated

Questions	P 1	P 2	P 3	P 4	P 5	P 6	P 7	P 8	P 9
The entity does not consider the Principles material to its business (Yes/No)	N.A.								
The entity is not at a stage where it is in a position to formulate and implement the policies on specified principles (Yes/No)									
The entity does not have the financial or/human and technical resources available for the task (Yes/No)									
It is planned to be done in the next financial year (Yes/No)									
Any other reason (please specify)									



Annexure H (Contd.)

(TO THE DIRECTORS' REPORT)

SECTION C: PRINCIPLE-WISE PERFORMANCE DISCLOSURE

This section is aimed at helping entities demonstrate their performance in integrating the Principles and Core Elements with key processes and decisions. The information sought is categorised as 'Essential' and 'Leadership'. While the essential indicators are expected to be disclosed by every entity mandated to file this report, the leadership indicators may be voluntarily disclosed by entities that aspire to progress to a higher level in their quest to be socially, environmentally and ethically responsible.

PRINCIPLE 1: BUSINESSES SHOULD CONDUCT AND GOVERN THEMSELVES WITH INTEGRITY AND IN A MANNER THAT IS ETHICAL, TRANSPARENT AND ACCOUNTABLE.**Essential Indicators**

1. Percentage coverage by training and awareness programmes on any of the Principles during the financial year

Segment	Total no of training and awareness programmes held	Topics/principals covered under the training and impact	% of persons in respective category covered by the awareness programme
Board of Directors	1	Insights on SEBI (Prohibition of Insider Trading) Regulations, 2015 & possession of Unpublished Price Sensitive Information	31
Key Managerial Personnel	7	Regulatory compliances of Company Law and SEBI	33
Employees other than BOD & KMPs	5	Confined space safety & gas cylinder safety, Hygiene training (HALAL), Motivation training program, EU-GMP	90
Workers	17	Regulatory, Motivation, Safety	100

2. Details of fines/penalties/punishment/award/compounding fees/settlement amount paid in proceedings (by the entity or by directors / KMPs) with regulators/law enforcement agencies/ judicial institutions, in the financial year, in the following format (Note: the entity shall make disclosures on the basis of materiality as specified in Regulation 30 of SEBI (Listing Obligations and Disclosure Obligations) Regulations, 2015 and as disclosed on the entity's website):

Monetary					
	NGRBC Principle	Name of the regulatory/ enforcement agencies/judicial institutions	Amount (In INR)	Brief of the case	Has an appeal been preferred (Yes/No)
Penalty/Fine	During the financial year, the Company and none of its Directors or KMPs have been charged with any penalties, fines, settlements, compounding fees, imprisonments, or any other form of punishment.				
Settlement					
Compounding Fee					
Non-Monetary					
NGRBC Principle	Name of the regulatory/ enforcement agencies/judicial institutions	Brief of the case		Has an appeal been preferred (Yes/No)	
Imprisonment	NIL				
Punishment					

Annexure H (Contd.) (TO THE DIRECTORS' REPORT)

3. Of the instances disclosed in Question 2 above, details of the Appeal/ Revision preferred in cases where monetary or non-monetary action has been appealed.

Case Details	Name of the regulatory/enforcement agencies/judicial institutions
N.A.	

4. Does the entity have an anti-corruption or anti-bribery policy? If yes, provide details in brief and if available, provide a web-link to the policy.

Yes.

The Company's Business Responsibility Policy* prohibits its Directors and employees from engaging in corruption, ensuring a commitment to ethical business practices.

The Company has adopted a 'Code of Conduct' ** Policy for its Directors, KMPs and Senior Management to ensure the highest standards of Corporate Governance.

* <https://www.kopran.com/investors/policy/pdf/Business%20Responsibility%20Policy.pdf>

** <https://www.kopran.com/investors/policy/pdf/CODE%20OF%20CONDUCT.pdf>

5. Number of Directors/KMPs/employees/workers against whom disciplinary action was taken by any law enforcement agency for the charges of bribery/ corruption:

	2022-23 (Current Financial year)	2021-22 (Previous financial year)
Directors	NIL	
KMPs		
Employees		
Workers		

6. Details of complaints with regard to conflict of interest:

	2022-23 (Current Financial year)	2021-22 (Previous financial year)
Number of complaints received in relation to issues of Conflict of Interest of the Directors	During the financial year, no complaints were received regarding conflicts of interest involving the Directors or KMPs.	
Number of complaints received in relation to issues of Conflict of Interest of the KMPs		

7. Provide details of any corrective action taken or underway on issues related to fines / penalties / action taken by regulators/ law enforcement agencies/ judicial institutions, on cases of corruption and conflicts of interest.

Not applicable

Annexure H (Contd.)

(TO THE DIRECTORS' REPORT)

PRINCIPLE 2: BUSINESSES SHOULD PROVIDE GOODS AND SERVICES IN A MANNER THAT IS SUSTAINABLE AND SAFE

Essential Indicators

1. Percentage of R&D and capital expenditure (capex) investments in specific technologies to improve the environmental and social impacts of product and processes to total R&D and capex investments made by the entity, respectively.

	2022-23	2021-22	Details of improvements in environmental and social impacts
R&D	NIL	NIL	N.A.
Capex	₹ 220 Lacs	₹ 8.45 Lacs	The Company is implementing an Effluent Treatment Plant (ETP) to manage waste responsibly. Additionally, it is engaging in carbon offsetting efforts by initiating tree plantations in nearby community areas. To further conserve energy, the Company is adopting upgraded, energy-efficient resources for its operations.

2. a. Does the entity have procedures in place for sustainable sourcing (Yes/No)
- No, however, the Company aims to ensure sustainability among all its value chain partners, including third-party manufacturers, service providers, transporters and raw material suppliers. The Company actively encourages and supports these partners to embrace sustainable practices. Vendor management and transport validation procedures are in place, with regular validation of sources using a risk-based approach. An annual vendor rating system is implemented as part of the Company's defined procedures.
- b. If yes, what percentage of inputs were sourced sustainably?
- Not applicable
3. Describe the processes in place to safely reclaim your products for reusing, recycling and disposing at the end of life, for (a) Plastics (including packaging) (b) E-waste (c) Hazardous waste and (d) other waste.
- The Company's waste management practices encompass a structured approach. Plastic waste is responsibly directed to authorised scrap dealers. E-Waste is handled through reliable local vendors to ensure proper disposal. As a member of Taloja's Hazardous Waste Management, the Company adheres to regulations and carefully assesses requirements before sending hazardous waste for appropriate treatment, which may involve landfill disposal or safe incineration methods.
4. Whether Extended Producer Responsibility (EPR) is applicable to the entity's activities (Yes / No). If yes, whether the waste collection plan is in line with the Extended Producer Responsibility (EPR) plan submitted to Pollution Control Boards? If not, provide steps taken to address the same.
- Yes.
- The Company acknowledges and adheres to Extended Producer Responsibility (EPR) guidelines. Its waste collection plan aligns with the EPR action plan. The Company follows the prescribed norms for plastic packaging and relevant statutory regulations. Furthermore, the Company ensures that solid waste and effluents generated remain within the limits set by the CPCB or State Pollution Control Board (SPCB). Expired drugs and pharmaceutical waste are managed in compliance with regulations and guidelines set by relevant regulatory authorities, such as the Food and Drug Administration (FDA), managing the process through the distributor channel.

Annexure H (Contd.) (TO THE DIRECTORS' REPORT)

PRINCIPLE 3 BUSINESSES SHOULD RESPECT AND PROMOTE THE WELL-BEING OF ALL EMPLOYEES, INCLUDING THOSE IN THEIR VALUE CHAINS.

Essential Indicators

1. a. Details of measures for the well-being of employees

Category	% of employees covered by										
	Total (A)	Health insurance		Accident insurance		Maternity benefits		Paternity benefits		Day care facilities	
		Number (B)	% (B/A)	Number (C)	% (C/A)	Number (D)	% (D/A)	Number (E)	% (E/A)	Number (F)	% (F/A)
Permanent employees											
Male	592	592	100	592	100	NIL	N.A.	NIL	N.A.	NIL	N.A.
Female	73	73	100	73	100	73	100				
Total	665	665	100	665	100	73	11				
Other than permanent employees											
Male	N.A.										
Female											
Total											

- b. Details of measures for the well-being of workers

Category	% of employees covered by										
	Total (A)	Health insurance		Accident insurance		Maternity benefits		Paternity benefits		Day care facilities	
		Number (B)	% (B/A)	Number (C)	% (C/A)	Number (D)	% (D/A)	Number (E)	% (E/A)	Number (F)	% (F/A)
Permanent employees											
Male	237	231	97	237	100						
Female	NIL	NIL	N.A.	NIL	N.A.	NIL	N.A.	NIL	N.A.	NIL	N.A.
Total	237	231	97	237	100						
Other than permanent employees											
Male	423	102	24	314	74						
Female	15	3	20	15	100	NIL	N.A.	NIL	N.A.	NIL	N.A.
Total	438	105	24	329	75						

2. Details of retirement benefits, for current financial year and previous financial year

Benefits	2022-23 (Current financial year)			2021-22 (Previous financial year)		
	No. of employees covered as a % of total employees	No. of workers covered as a % of total workers	Deducted and deposited with authority (Y/N/N.A.)	No. of employees covered as a % of total employees	No. of workers covered as a % of total workers	Deducted and deposited with authority (Y/N/N.A.)
PF	100	100	Yes	100	100	Yes
Gratuity	24	100	N.A.	24	100	N.A.
ESI	40	00	N.A.	36	0	N.A.
Others – please specify	N.A.					

Annexure H (Contd.)

(TO THE DIRECTORS' REPORT)

3. Accessibility of workplaces

Are the premises/offices of the entity accessible to differently abled employees and workers, as per the requirements of the Rights of Persons with Disabilities Act, 2016? If not, whether any steps are being taken by the entity in this regard.

Yes.

The Company has taken steps to ensure accessibility for differently abled employees and workers. Its offices and plants are equipped with elevators and disabled-friendly doors, in accordance with the Right to Persons with Disabilities Act, 2016. Additionally, the Company is currently in the process of implementing further accessibility features such as ramps, braille signage, and wheelchairs to enhance ease of access on the premises.

4. Does the entity have an equal opportunity policy as per the Rights of Persons with Disabilities Act, 2016? If so, provide a web-link to the policy.

The Company's Business Responsibility Policy ensures equal opportunities for all individuals, regardless of their caste, creed, gender, race, religion, disability, or sexual orientation. This commitment applies not only during the recruitment process but also throughout the course of employment.

Weblink to the policy:

<https://www.kopran.com/investors/policy/pdf/Business%20Responsibility%20Policy.pdf>

5. Return to work and retention rates of permanent employees and workers that took parental leave.

Gender	Permanent employees		Permanent workers	
	Return to work rate	Retention rate	Return to work rate	Retention rate
Male	N.A.		N.A.	
Female	100	100		
Total	100	100		

6. Is there a mechanism available to receive and redress grievances for the following categories of employees and worker? If yes, give details of the mechanism in brief.

	Yes/No (If Yes, then give details of the mechanism in brief)
Permanent Workers	The Human Resource department promptly addresses employee concerns as they arise. A transparent and structured system is firmly established within the Company to effectively receive and resolve grievances for employees and workers across all categories. This comprehensive mechanism underscores the Company's commitment to providing a fair and supportive work environment. Through this system, the Company aims to promptly and equitably address any grievances that may arise, fostering a sense of trust, satisfaction, and well-being among its workforce.
Other than Permanent Workers	
Permanent Employees	

Annexure H (Contd.) (TO THE DIRECTORS' REPORT)

7. Membership of employees and workers in association(s) or Unions recognised by the listed entity:

Category	2022-23 (Current financial year)			2021-22 (Previous financial year)		
	Total employees/workers in the respective category	No. of employees/workers in the respective category who are part of association(s) or Union (B)	% (B/A)	Total employees/workers in the respective category	No. of employees/workers in the respective category who are part of association(s) or Union(D)	% (D/C)
Total Permanent Employees	665			634		
Male	592	NIL	N.A.	565	NIL	N.A.
Female	73			69		
Total Permanent Workers	237	237	100	245	245	100
Male	237	237	100	245	245	100
Female	0	NIL	N.A.	0	NIL	N.A.

8. Details of training given to employees and workers:

Category	2022-23 (Current financial year)					2021-22 (Previous financial year)				
	Total (A)	On health and safety measures		On skill upgradation		Total (D)	On health and safety measures		On skill upgradation	
		No. (B)	% (B/A)	No. (C)	% (C/A)		No. (E)	% (E/D)	No. (F)	% (F/D)
Employees										
Male	592	505	85	505	85	565	425	75	425	75
Female	73	62	85	62	85	69	52	75	52	75
Total	665	567	85	567	85	634	477	75	477	75
Workers										
Male	708	600	85	108	15	554	500	90	54	9
Female	18	14	77	4	23	11	9	84	3	24
Total	726	614	84	112	16	565	509	90	57	10

9. Details of performance and career development reviews of employees and workers:

Category	2022-23 (Current financial year)			2021-22 (Previous financial year)		
	Total (A)	No. (B)	% (B/A)	Total (C)	No. (D)	% (D/C)
Employees						
Male	592	34	66	565	32	66
Female	73	27	37	69	25	36
Total	665	61	9	634	57	99
Workers						
Male						
Female	NIL	NIL	N.A.	NIL	NIL	N.A.
Total						



Annexure H (Contd.)

(TO THE DIRECTORS' REPORT)

10. Health and safety management system:

- a) Whether an occupational health and safety management system has been implemented by the entity? (Yes/ No). If yes, the coverage such system?

Yes. The Company places utmost importance on the well-being of its employees and stakeholders, emphasising health and safety. The Company upholds rigorous standards to ensure safe and hygienic working conditions across all locations. This includes maintaining clean and well-lit facilities, providing washrooms with proper sanitation, offering hygienic and healthy food, clean drinking water, installing fire safety systems and providing first aid kits. By prioritising workers' well-being through proactive health and safety measures, the Company demonstrates its dedication to its most valuable asset - its employees and workforce.

- b) What are the processes used to identify work-related hazards and assess risks on a routine and non-routine basis by the entity?

Yes. A comprehensive approach is taken at the Company to identify work-related hazards and assess risks both on a routine and non-routine basis. Safety inspections and training sessions are conducted regularly for all employees to enhance awareness. Standard operating procedures (SOPs) are in place to identify hazards and assess risks systematically. For critical and hazardous processes, specialised Hazard and Operability (HAZOP) and Hazard Identification and Risk Assessment (HIRA) procedures are implemented to ensure the highest level of safety and mitigate potential risks effectively.

- c) Whether you have processes for workers to report the work related hazards and to remove themselves from such risks. (Y/N)

Yes. The Company has a robust process established for workers to report work-related hazards and protect themselves from potential risks. A dedicated Central Safety Committee (CSC) is responsible for receiving and assessing reports regarding unsafe acts and conditions. This committee ensures that timely actions are taken to address and mitigate any identified hazards, fostering a safer work environment for all employees.

- d) Do the employees/ worker of the entity have access to non-occupational medical and healthcare services? (Yes/ No)

Yes. The Company offers a comprehensive Medclaim plan through ICICI Lombard, ensuring that employees have the necessary coverage for their medical needs beyond work-related issues.

11. Details of safety related incidents, in the following format:

Safety Incident/Number	Category	2022-23 (Current financial year)	2021-22 (Previous financial year)
Lost Time Injury Frequency Rate (LTIFR) (per one million person-hours worked)	Employees	N.A.	N.A.
	Workers	0.00082	0.00086
Total recordable work-related injuries	Employees	N.A.	N.A.
	Workers	0.00082	0.00086
No. of fatalities	Employees	N.A.	N.A.
	Workers	1	1
High-consequence work-related injury or ill-health (excluding fatalities)	Employees	N.A.	N.A.
	Workers	N.A.	N.A.

12. Describe the measures taken by the entity to ensure a safe and healthy work place.

The Company's Business Responsibility Policy ensures a safe and healthy workplace, valuing employee well-being. The Company conducts annual medical check-ups and provides regular training to enhance employees' awareness and skills in handling potential hazards, fostering a culture of safety and security.

Annexure H (Contd.) (TO THE DIRECTORS' REPORT)

13. Number of Complaints on the following made by employees and workers:

	2022-23 (Current financial year)			2021-22 (Previous financial year)		
	Filed during the year	Pending resolution at the end of the year	Remarks	Filed during the year	Pending resolution at the end of the year	Remarks
Working Conditions	NIL	NIL	NIL	NIL	NIL	NIL
Health & Safety						

14. Assessments for the year:

	% of your plants and offices that were assessed (by entity or statutory authorities or third parties)
Health and safety practices	100
Working conditions	100

15. Provide details of any corrective action taken or underway to address safety-related incidents (if any) and on significant risks/concerns arising from assessments of health & safety practices and working conditions.

At the Company, every safety-related incident is thoroughly investigated, and appropriate Corrective and Preventive Actions (CAPA) are implemented to address the root causes and prevent recurrence.

PRINCIPLE 4: BUSINESSES SHOULD RESPECT THE INTERESTS OF AND BE RESPONSIVE TO ALL THEIR STAKEHOLDERS.

Essential Indicators

1. Describe the processes for identifying key stakeholder groups of the entity.

Each department of the Company identifies the relevant stakeholders and aligns its work keeping the stakeholders' interests in view, without compromising on the standards set by the Company.

2. List stakeholder groups identified as key for your entity and the frequency of engagement with each stakeholder group.

Stakeholder Group	Whether identified as Vulnerable & Marginalised Group (Yes/No)	Channels of communication (Email, SMS, Newspaper, Pamphlets, Advertisement, Community Meetings, Notice Board, Website), Other	Frequency of engagement (Annually/Half yearly/ Quarterly/others – please specify)	Purpose and scope of engagement, including key topics and concerns raised during such engagement
Investor/ Shareholder	No	<ul style="list-style-type: none"> Annual/ quarterly reports Issuing specific event-based press releases Investor presentations AGM Website 	Quarterly/ need-basis	<ul style="list-style-type: none"> Foster transparency, trust, and alignment Provide regular updates on financial performance Return and dividend to investors and shareholders Address concerns and expectations Gather feedback from shareholders and investors Enable informed decision-making by shareholders and investors



Annexure H (Contd.)

(TO THE DIRECTORS' REPORT)

Stakeholder Group	Whether identified as Vulnerable & Marginalised Group (Yes/No)	Channels of communication (Email, SMS, Newspaper, Pamphlets, Advertisement, Community Meetings, Notice Board, Website), Other	Frequency of engagement (Annually/Half yearly/ Quarterly/others – please specify)	Purpose and scope of engagement, including key topics and concerns raised during such engagement
Government and Regulators	No	<ul style="list-style-type: none"> • Meetings • Facility visits • Official communications • Statutory publications 	Need-basis	<ul style="list-style-type: none"> - Maintain open and constructive communication with Government authorities and regulators - Comply with relevant laws, regulations, and guidelines - Collaborate with Government agencies to address industry-specific challenges and concerns - Participate in consultations and policy discussions to contribute industry expertise - Cooperate with regulatory inspections and audits, ensuring transparency and cooperation
Supplier/ Vendor/ Third party manufacturer	No	<ul style="list-style-type: none"> • Meetings • Visits • Supplier audit • Facility visits • E-mails 	Need-basis and ongoing	<ul style="list-style-type: none"> - Establish clear expectations and standards for suppliers, vendors, and third-party manufacturers - Conduct thorough due diligence when selecting suppliers and third-party partners - Monitor and evaluate the performance of suppliers, vendors and third-party manufacturers - Encourage continuous improvement in quality, delivery, and ethical standards - Promote responsible supply chain management and ethical business conduct throughout the supply chain

Annexure H (Contd.) (TO THE DIRECTORS' REPORT)

Stakeholder Group	Whether identified as Vulnerable & Marginalised Group (Yes/No)	Channels of communication (Email, SMS, Newspaper, Pamphlets, Advertisement, Community Meetings, Notice Board, Website), Other	Frequency of engagement (Annually/Half yearly/ Quarterly/others – please specify)	Purpose and scope of engagement, including key topics and concerns raised during such engagement
Customers B2B B2C	No	<ul style="list-style-type: none"> In-person meetings E-mails Customer feedback sessions Conferences Seminars 	Need-basis and ongoing	<ul style="list-style-type: none"> Provide exceptional customer service and support Address customer inquiries, concerns, and complaints in a timely and satisfactory manner Gather customer feedback to continuously improve products and services Ensure product safety, reliability, and compliance with relevant regulations Provide accurate and transparent product information to customers Continuously innovate and introduce new products to meet changing customer demands
Employees	No	<ul style="list-style-type: none"> Senior management interactions HR communications Employee engagement E-mail 	Ongoing	<ul style="list-style-type: none"> Foster a safe and inclusive work environment that promotes employee well-being Provide opportunities for professional growth, development, and advancement Recognise and reward employee achievements and contributions Provide a conducive atmosphere for collaboration, teamwork, and innovation Offer training and skill development programmes to enhance employee capabilities Encourage employee engagement and involvement in decision-making processes Provide a grievance redressal mechanism and a platform for feedback and suggestions



Annexure H (Contd.)

(TO THE DIRECTORS' REPORT)

Stakeholder Group	Whether identified as Vulnerable & Marginalised Group (Yes/No)	Channels of communication (Email, SMS, Newspaper, Pamphlets, Advertisement, Community Meetings, Notice Board, Website), Other	Frequency of engagement (Annually/Half yearly/ Quarterly/others – please specify)	Purpose and scope of engagement, including key topics and concerns raised during such engagement
Community	Yes	• Engagement through NGO partners	Need-basis and ongoing	<ul style="list-style-type: none"> - Engage in corporate social responsibility initiatives to benefit local communities - Contribute to community development and improvement projects - Collaborate with local organisations and stakeholders for community initiatives - Address community concerns and grievances in a timely and efficient manner

PRINCIPLE 5: BUSINESSES SHOULD PROVIDE GOODS AND SERVICES IN A MANNER THAT IS SUSTAINABLE AND SAFE**Essential Indicators**

1. Employees and workers who have been provided training on human rights issues and policy(ies) of the entity in the following format

Category	2022-23 (Current financial year)			2021-22 (Previous financial year)		
	Total (A)	No. of employees/ workers covered (B)	% (B/A)	Total (C)	No. of employees/ workers covered (D)	% (D/C)
Employees						
Permanent	665	NIL	N.A.	634	NIL	N.A.
Other than permanent	NIL			NIL		
Total employees	665			634		
Workers						
Permanent	237	NIL	N.A.	245	NIL	N.A.
Other than permanent	328			328		
Total workers	675			573		

Annexure H (Contd.) (TO THE DIRECTORS' REPORT)

2. Details of minimum wages paid to employees and workers in the following format:

Category	2022-23 (Current financial year)					2021-22 (Previous financial year)				
	Total (A)	Equal to Minimum Wage		More than Minimum Wage		Total (D)	Equal to Minimum Wage		More than Minimum Wage	
		No. (B)	% (B/A)	No. (C)	% (C/A)		No. (E)	% (E/D)	No. (F)	% (F/D)
Employees										
Permanent	665			665	100	634			634	100
Male	592	NIL	N.A.	592	100	565	NIL	N.A.	565	100
Female	73			73	100	69			69	100
Other than permanent										
Male	N.A.									
Female										
Workers										
Permanent										
Male	237	NIL	N.A.	237	100	245	NIL	N.A.	245	100
Female	N.A.									
Other than permanent										
Male	314	15	5	310	99	313	61	19	252	81
Female	15	3	20	12	80	15	2	13	12	87

3. Details of remuneration/salary/wages, in the following format:

	Male		Female	
	Number	Median remuneration/ salary/wages of the respective category (in ₹)	Number	Median remuneration/ salary/ wages of the respective category (in ₹)
Board of Directors (BoD) *	9	1,10,24,162**	4	N.A.
Key Managerial Personnel	2	19,02,269	2	5,75,595
Employees other than BoD and KMP	572	3,50,058	73	3,28,599
Workers	238	4,76,474	NIL	N.A.

* * Two Women Directors who are common to the Holding and its Subsidiary Companies, are counted once.

** Only two of the Executive Directors on the Board receive compensation and the remaining Directors receive sitting fees.

4. Do you have a focal point (Individual/ Committee) responsible for addressing human rights impacts or issues caused by or contributed to by the business? (Yes/No)

Yes, the Head of Human Resources Department is responsible for addressing human rights impacts or issues caused or contributed to by the business.

5. Describe the internal mechanisms in place to redress grievances related to human rights issues.

The Company is committed to ethical business conduct throughout its operations and value chain. The Company actively evaluates human rights-related risks by analysing feedback and grievances received from stakeholders. The Head of Human Resources Department assumes responsibility for addressing any human rights impacts or issues that may arise due to the Company's activities.

Annexure H (Contd.)

(TO THE DIRECTORS' REPORT)

6. Number of Complaints on the following made by employees and workers:

	2022-23 (Current financial year)			2021-22 (Previous financial year)		
	Filed during the year	Pending resolution at the end of the year	Remarks	Filed during the year	Pending resolution at the end of the year	Remarks
Sexual Harassment						
Discrimination at Workplace						
Child Labour						
Forced Labour/Involuntary Labour						
Wages						
Other Human Rights-Related Issues						

7. Mechanisms to prevent adverse consequences to the complainant in discrimination and harassment cases.

The Company prioritises maintaining a work environment that is free from discrimination and harassment, ensuring the safety and well-being of all employees. To address any complaints related to sexual harassment, the Company has established an Internal Committee. The Internal Committee is registered with the District Collector Office, demonstrating its commitment to transparency and compliance with regulations. The Company's Business Responsibility Policy further emphasises its dedication to providing a discrimination-free workplace, extending protection to all employees, including permanent, contractual, temporary, or trainee.

8. Do human rights requirements form part of your business agreements and contracts? (Yes/No)

No

9. Assessments for the year:

	% of your plants and offices that were assessed (by the entity or statutory authorities or third parties)
Child labour	
Forced/involuntary labour	
Sexual harassment	
Discrimination at workplace	
Wages	
Others – please specify	

10. Provide details of any corrective actions taken or underway to address significant risks/concerns arising from the assessments at Question 9 above.

N.A.

Annexure H (Contd.) (TO THE DIRECTORS' REPORT)

PRINCIPLE 6: BUSINESSES SHOULD RESPECT AND MAKE EFFORTS TO PROTECT AND RESTORE THE ENVIRONMENT.

Essential Indicators

1. Details of total energy consumption (in joules or multiples) and energy intensity in the following format:

Parameter	2022-23 (Current financial year)	2021-22 (Previous financial year)
Total electricity consumption (A)	53,137	48,577
Total fuel consumption (B)		
Petrol	284	216
Diesel (for vehicle, DG, and other purposes)	5,518	6,989
Energy consumption through other sources (C)		
Steam generation through Briquettes	90,556	92,610
Steam generation through FO	6,595	3,346
Steam generation through Black Coal	15,949	18,813
Total energy consumption (A+B+C)	1,72,039	1,70,650
Energy intensity per rupee of turnover (Total energy consumption/turnover in lakh rupees)	3.11	3.57
Energy intensity (optional) – the relevant metric may be selected by the entity	N.A.	N.A.

Note: Indicate if any independent assessment/evaluation/assurance has been carried out by an external agency? (Y/N) If yes, the name of the external agency: No

2. Does the entity have any sites/facilities identified as designated consumers (DCs) under the Performance, Achieve and Trade (PAT) Scheme of the Government of India? (Y/N) If yes, disclose whether targets set under the PAT scheme have been achieved. In case targets have not been achieved, provide the remedial action taken, if any.

No.

The PAT Scheme is not applicable to the Company as it is a part of the pharmaceutical sector.

3. Provide details of the following disclosures related to water in the following format:

Parameter	2022-23 (Current financial year)	2021-22 (Previous financial year)
Water withdrawal by source (in kilolitres)		
(i) Surface water	97,002	80,033
(ii) Groundwater	29,200	29,200
(iii) Third-party water	915	855
(iv) Seawater/Desalinated water	NIL	NIL
(v) Others	NIL	NIL
Total volume of water withdrawal (in kilolitres) (i + ii + iii + iv + v)	1,27,117	1,10,088
Total volume of water consumption (in kilolitres)	1,27,117	1,10,088
Water intensity per rupee of turnover (Water consumed/turnover in lakh rupees)	2.29	2.31
Water intensity (optional) – the entity may select the relevant metric	N.A.	N.A.

Note: Indicate if any independent assessment/evaluation/assurance has been carried out by an external agency? (Y/N) If yes, the name of the external agency. : No



Annexure H (Contd.)

(TO THE DIRECTORS' REPORT)

4. Has the entity implemented a mechanism for Zero Liquid Discharge? If yes, provide details of its coverage and implementation.

The Company is a member of CTP, MMA- CTP, and PETL, and has installed an ETP for wastewater treatment. Presently, none of the Company's sites have ZLD, but it is committed to advancing eco-friendly practices and striving for ZLD implementation.

5. Please provide details of air emissions (other than GHG emissions) by the entity in the following format

Parameter	Please specify unit	2022-23 (Current financial year)	2021-22 (Previous financial year)
NOx	ug/m3	32.4	30.9
SOx	ug/m3	37.8	35.8
Particulate matter (PM)	ug/m3	61.5	51.5
Persistent organic pollutants (POP)	N.A.	NIL	NIL
Volatile organic compounds (VOC)			
Hazardous air pollutants (HAP)			
Others – please specify			

Note: Indicate if any independent assessment/evaluation/assurance has been carried out by an external agency? (Y/N) If yes, the name of the external agency. : No

6. Provide details of greenhouse gas emissions (Scope 1 and Scope 2 emissions) & their intensity in the following format:

Parameter	Unit	2022-23 (Current financial year)	2021-22 (Previous Financial Year)
Total Scope 1 emissions (Break-up of the GHG into CO2, CH4, N2O, HFCs, PFCs, SF6, NF3, if available)	Metric tonnes of CO2 equivalent	16,744	14,468
Total Scope 2 emissions (Break-up of the GHG into CO2, CH4, N2O, HFCs, PFCs, SF6, NF3, if available)	Metric tonnes of CO2 equivalent	12,103	11,065
Total Scope 1 and Scope 2 emissions per rupee of turnover in lakhs		0.52	0.53
Total Scope 1 and Scope 2 emission intensity (optional) – the entity may select the relevant metric	N.A.	NIL	NIL

Note: Indicate if any independent assessment/evaluation/assurance has been carried out by an external agency? (Y/N) If yes, the name of the external agency: No

7. Does the entity have any project related to reducing Green House Gas emission? If yes, then provide details: Yes

a. Energy efficiency measures:

- Eco-friendly atomisation improves resource efficiency and manufacturing sustainability, reducing energy consumption and waste generation
- Power factor panel of 350 KVAR installed to reduce harmonics and maintain a power factor of 0.998 in the utility
- Replaced 40W fluorescent lights with energy-efficient 20W LED fixtures (110 nos.) in PM warehouse and service floor
- Voltage stabilisers (20 kVA and 15 kVA) minimise power consumption by maintaining a constant voltage of 210V to 255V

Annexure H (Contd.) (TO THE DIRECTORS' REPORT)

- Control emissions within limits, collaborate with regulators, and optimise natural resource usage
 - Lower energy consumption sludge dewatering systems installed to replace convention filter press with air compressor
 - VFDs installed for various equipment like reactor, AHUs, multimill
 - VFD-based chilling plant installed to reduce specific power consumption for varying loads
- b. Renewable energy:
- 25 solar panel street light fixtures installed
- c. Offsetting:
- Tree plantations on open premises for a clean and green environment
 - Developing a green belt on leased land
8. Provide details related to waste management by the entity, in the following format:

Parameter	2022-23 (Current financial year)	2021-22 (Previous financial year)
Total waste generated (in metric tonnes)		
Plastic waste (A)	3.68	4.31
E-waste (B)	NIL	NIL
Bio-medical waste (C)	6.21	7.1
Construction and demolition waste (D)	NIL	NIL
Battery waste (E)	NIL	NIL
Radioactive waste (F)	NIL	NIL
Other hazardous waste. Please specify, if any. (G)		
5.1 Spent Oil	1.40	1.40
28.3 Distillation Residue	2.50	2.60
28.1 Process residue	0.75	0.86
28.2 Spent Carbon	1.30	1.35
37.3 ATFD Sludge	1.71	0.00
Others	1,10	1.00
Other non-hazardous waste generated (H) . Please specify, if any.		
ETP Sludge	18.98	19.20
Diesel	46.41	43.38
Total (A+B + C + D + E + F + G + H)	84.04	81.19
For each category of waste generated, total waste recovered through recycling, re-using or other recovery operations (in metric tonnes)		
Category of waste		
(i) Recycled	NIL	NIL
(ii) Re-used		
(iii) Other recovery operations		
Total		
For each category of waste generated, total waste disposed by nature of disposal method (in metric tonnes)		

Annexure H (Contd.)

(TO THE DIRECTORS' REPORT)

Parameter	2022-23 (Current financial year)	2021-22 (Previous financial year)
Category of waste		
(i) Incineration	7.65	7.65
(ii) Landfilling	18.98	18.98
(iii) Other disposal operations	NIL	NIL
Total	26.63	26.63

Note: Indicate if any independent assessment/evaluation/assurance has been carried out by an external agency? (Y/N) If yes, the name of the external agency: No

9. Briefly describe the waste management practices adopted in your establishments. Describe the strategy adopted by your Company to reduce usage of hazardous and toxic chemicals in your products and processes and the practices adopted to manage such wastes.

Company follows robust waste management practices with recycling and compliance with environmental regulations. Hazardous chemicals are minimised through vendor collaboration. Treated waste goes to Mumbai Waste Management Limited for proper disposal. Workplace safety is enhanced with scrubbers and gas detectors. The Company strictly adheres to Taloja's Hazardous Waste Management rules, ensuring responsible treatment methods for hazardous waste.

10. If the entity has operations/offices in/around ecologically sensitive areas (such as national parks, wildlife sanctuaries, biosphere reserves, wetlands, biodiversity hotspots, forests, coastal regulation zones etc.) where environmental approvals/clearances are required, please specify details in the following format:

S. No.	Location of operations/offices	Type of operations	Whether the conditions of environmental approval/clearance are being complied with? (Y/N) If no, the reasons thereof and corrective action taken, if any.
--------	--------------------------------	--------------------	--

None of the Company's premises are located in ecologically sensitive areas.

11. Details of environmental impact assessments of projects undertaken by the entity based on applicable laws in the current financial year

Name and brief details of project	EIA Notification No.	Date	Whether conducted by an independent external agency (Yes/No)	Results communicated in the public domain (Yes/No)	Relevant Weblink
-----------------------------------	----------------------	------	--	--	------------------

No Environmental Impact Assessments (EIA) were carried out by the Company in 2022-23.

12. Is the entity compliant with the applicable environmental law/ regulations/ guidelines in India; such as the Water (Prevention and Control of Pollution) Act, Air (Prevention and Control of Pollution) Act, Environment protection act and rules thereunder (Y/N). If not, provide details of all such non-compliances, in the following format:

S. No.	Specify the law/regulation/guidelines which were not complied with	Provide details of the non-compliance	Any fines/penalties /action taken by regulatory agencies such as Pollution Control Boards or by courts	Corrective action taken, if any
--------	--	---------------------------------------	--	---------------------------------

Yes. The Company is compliant with all the applicable environmental laws/regulations/guidelines in India.

Annexure H (Contd.) (TO THE DIRECTORS' REPORT)

PRINCIPLE 7: BUSINESSES, WHEN ENGAGING IN INFLUENCING PUBLIC AND REGULATORY POLICY, SHOULD DO SO IN A MANNER THAT IS RESPONSIBLE AND TRANSPARENT.

Essential Indicators

1. a. Number of affiliations with trade and industry chambers/associations.
 Three
- b. List the top 10 trade and industry chambers/associations (determined based on the total members of such body) the entity is a member of/affiliated to.

S. No.	Name of the trade and industry chambers/ associations	Reach of trade and industry chambers/ associations (State/National)
1.	Industrial Association- Khopoli (IAK)	State
2.	Bombay Chamber of Commerce	State
3.	Mahad Manufacturing Associations	State

2. Provide details of corrective action taken or underway on any issues related to anti-competitive conduct by the entity, based on adverse orders from regulatory authorities

Name of authority	Brief of the case	Corrective action taken
The Company has reported no instances of anti-competitive conduct during the reporting period.	N.A.	N.A.

PRINCIPLE 8: BUSINESSES SHOULD PROMOTE INCLUSIVE GROWTH AND EQUITABLE DEVELOPMENT.

Essential Indicators

1. Details of Social Impact Assessments (SIA) of projects undertaken by the entity based on applicable laws, in the current financial year.

Name and brief details of the project	SIA notification no.	Date of notification	Whether conducted by an independent external agency (Yes/No)	Results communicated in the public domain (Yes/No)	Relevant Weblink
Company has not initiated any greenfield projects in the financial year and hence no Social Impact Assessment was conducted.					

2. Provide information on project(s) for which ongoing Rehabilitation and Resettlement (R&R) is being undertaken by your entity, in the following format

Name of the project for which R&R is ongoing	State	District	No. of Project Affected Families (PAFs)	% of PAFs covered by R&R	Amounts paid to PAFs in the FY (In ₹)
N.A.					

3. Describe the mechanisms to receive and redress grievances of the community

The Company has established effective mechanisms to receive and address community grievances. The Company conducts meetings with concerned community members to understand their issues and concerns. Through these interactions, the Company works towards finding solutions and resolving any difficulties faced by the community.

Annexure H (Contd.)

(TO THE DIRECTORS' REPORT)

4. Percentage of input material (inputs to total inputs by value) sourced from suppliers:

	2022-23 Current financial year	2021-22 Previous financial year
Directly sourced from MSMEs/Small producers	NIL	NIL
Sourced directly from within the district and neighbouring districts		

PRINCIPLE 9: BUSINESSES SHOULD ENGAGE WITH AND PROVIDE VALUE TO THEIR CONSUMERS IN A RESPONSIBLE MANNER.

Essential Indicators

1. Describe the mechanisms in place to receive and respond to consumer complaints and feedback.

Any consumer can lodge a complaint on the Company's website or mail it to info@kopran.com which is monitored by the senior management of the Company. In case of serious complaints and mismanagement complaints by the Company, they can be lodged directly with the Chairman of Audit Committee at the email id: atalnt@yahoo.co.in

2. Turnover of products and/services as a percentage of turnover from all products/services that carry information about

	As a percentage of total turnover (in %)
Environmental and social parameters relevant to the product	100.00
Safe and responsible usage	100.00
Recycling and/or safe disposal	0.00

The Company adheres to regulatory requirements regarding product label information display. All of its products provide comprehensive details for responsible and safe usage. Given the importance of safe and responsible consumption of medicines, the Company ensures that the product labels contain relevant information in accordance with the guidelines set by national and international drug regulatory bodies.

3. Number of consumer complaints in respect of the following

	2022-23 (Current financial year)		Remarks	2021-22 (Previous financial year)		Remarks
	Received during the year	Pending resolution at the end of the year		Received during the year	Pending resolution at the end of the year	
Data privacy	NIL		N.A.	NIL	N.A.	
Advertising						
Cybersecurity						
Delivery of essential services						
Restrictive trade practices						
Other						

Annexure H (Contd.)

(TO THE DIRECTORS' REPORT)

4. Details of instances of product recalls on account of safety issues

	Number	Reasons for recall
Voluntary recalls	NIL	N.A.
Forced recalls		

The Company conducts product testing in accordance with Pharmacopoeia guidelines before dispatching its products. Meeting the specified standards and obtaining necessary clarifications are prerequisites to ensuring the product's compliance and readiness for market distribution.

5. Does the entity have a framework/policy on cyber security and risks related to data privacy? (Yes/No) If available, provide a weblink to the policy.

No. However, the Company prioritises the security and confidentiality of medical information to foster trust among its users. The Company adheres to the highest data privacy standards.

6. Provide details of any corrective actions taken or underway on issues relating to advertising, and delivery of essential services; cyber security and data privacy of customers; re-occurrence of instances of product recalls; penalty/action taken by regulatory authorities on the safety of products/services.

Not applicable



Kopran

NOTICE



Kopran

KOPRAN LIMITED

CIN: L24230MH1958PLC011078

Registered Office: Parijat House, 1076, Dr. E. Moses Road, Worli, Mumbai – 400 018

Website: www.kopran.com, Email: investors@kopran.com,

Tel. No. 022- 43661111, Fax No. 022-24950363

NOTICE OF 64TH ANNUAL GENERAL MEETING OF KOPRAN LIMITED

Notice is hereby given that the 64th Annual General Meeting of the members of Kopran Limited will be held on Thursday, September 14, 2023 at 11.30 a.m. (IST) at the registered office of the Company at Parijat House, 1076, Dr. E. Moses Road, Worli, Mumbai – 400018 to transact the following business:

ORDINARY BUSINESS

Item no. 1: Adoption of the Annual Audited Financial Statement

To receive, consider and adopt the Audited Financial Statements of the Company for the financial year ended March 31, 2023 together with the Reports of the Board of Directors and Auditors thereon.

Item no. 2: Adoption of the Audited Consolidated Financial Statements

To receive, consider and adopt the Audited Consolidated Financial Statements of the Company for the financial year ended March 31, 2023 together with the Reports of the Auditors thereon.

Item No.3: Declaration of Dividend on Equity Shares for the Financial Year ended March 31, 2023

The Board of Directors has recommended a dividend of ₹ 3 (30%) per equity share of ₹ 10 for the Financial year ended March 31, 2023.

Item no. 4: Appointment of a Director in place of one retiring by rotation

To appoint a Director in place of Mr. Varun Somani (DIN 00015384) who retires by rotation in terms of section 152(6) of the Companies Act, 2013 and being eligible, offers himself for re-appointment.

By order of the Board of Directors

For Kopran Limited

Sunil Sodhani

Company Secretary & Compliance Officer

FCS No: 3897

Place: Mumbai

Date: May 25, 2023

Notice (Contd.)

ANNEXURE TO NOTICE

Details of Director proposed to be re-appointed at the Annual General Meeting scheduled to be held on September 14, 2023 [Pursuant to Regulation 36(3) of the SEBI (Listing Obligation and Disclosure Requirements) Regulations, 2015 as amended.]

ANNEXURE A

Name of Director	Mr. Varun Somani
DIN	00015384
Date of Birth/Age	September 27, 1982 (42 years)
Brief Resume	Mr. Varun Somani joined Parijat Enterprises in 2004. He is serving as the Managing Director in Kopran Laboratories Limited which Markets medical & diagnostic equipment's in the healthcare industry. The company represents multiple multinational companies in different spheres of the healthcare industry, which gives it a unique advantage of providing a basket of high quality products at competitive prices for the Indian subcontinent market. He is also involved in the Real Estate activities of the group and is currently setting up a packaging unit under Oricon Enterprises Limited, a group company of Parijat Enterprises
Date of First Appointment	May 29, 2018
Job profile, suitability & Terms and conditions of re-appointment	Non-Executive Director (Promoter). He is entitled only to receive sitting fees for Board and Committee Meetings.
Shareholding in the Company	
a) On own	2,72,500
b) For other persons on a beneficial basis	-
Past Remuneration drawn from the Company	Not Applicable
Remuneration sought to be paid	Not Applicable
No. of Board Meetings attended during 2022-23	4 out of 4 held
Relationship with the other Directors, Manager and Other Key Managerial Personnel of the Company	Son of Mr. Surendra Somani
List of other Listed Companies in which Directorship is held	<ul style="list-style-type: none"> ● Hotel Empire Limited ● Skyland Securities Pvt Limited ● Apurva Caplease and Finance Pvt Limited ● Sorabh Trading Pvt Limited ● Panorama Finvest Pvt Limited ● Himalaya Builders Pvt Limited ● Reay Road Iron and Metal Warehousing Pvt Limited ● Kopran Laboratories Limited ● Bigflex Enterprises Pvt Limited ● Premier Comm. Co. Pvt Limited ● Oricon Enterprises Limited ● Venkatesh Karriers Limited ● The United Mercantile Company Pvt Limited

Notice (Contd.)

Membership of the Committee(s) of Board	<ul style="list-style-type: none"> ● Oricon Enterprises Limited Nomination & Remuneration Committee – Member ● Kopran Laboratories Limited CSR Committee - Chairman
Listed entities from which the person has resigned in the past three years	None

Notes:

1. PURSUANT TO THE PROVISIONS OF THE ACT, A MEMBER ENTITLED TO ATTEND AND VOTE AT THE AGM IS ENTITLED TO APPOINT A PROXY TO ATTEND AND VOTE INSTEAD OF HIMSELF AND THE PROXY NEED NOT BE A MEMBER OF THE COMPANY. SINCE THIS AGM IS BEING HELD PURSUANT TO THE MCA CIRCULARS THROUGH VC/OAVM, THE REQUIREMENT OF PHYSICAL ATTENDANCE OF MEMBERS HAS BEEN DISPENSED WITH. ACCORDINGLY, THE FACILITY FOR APPOINTMENT OF PROXIES BY THE MEMBERS WILL NOT BE AVAILABLE FOR THIS AGM AND HENCE, THE PROXY FORM, ATTENDANCE SLIP AND ROUTE MAP OF AGM ARE NOT ANNEXED TO THIS NOTICE.
2. Members holding physical shares desirous of making a nomination in respect of their shareholding in the Company, as permitted under Section 72 of the Companies Act, 2013, are requested to fill up the form no.SH-13 available on company's website and submit the same to Registrar and Transfer Agent of the Company. Nomination for Demat Account holders can only be done through their Depository Participant (DP).
3. The Company's Register of Members and Share Transfer Books shall be closed from **Friday, September 08, 2023 to Monday, September 11, 2023** (both days inclusive)
4. The Notice of the AGM along with Annual Reports 2022-23 is being sent by electronic mode to those members whose E-mail addresses are registered with the Depositories/Company.
5. To support the 'green initiative', the members who have not registered their E-mail addresses are requested to register the same with their depositories
6. Ms. Mayuri Bharat Thakkar, Practicing Company Secretary (Membership No. F12337, COP No. 26189) has been appointed as the Scrutiniser to scrutinise the e-voting process.
7. The results declared along with the Scrutiniser's Report shall be placed on the Company's website <https://www.kopran.com/> and on the website of NSDL within 48 hours of the passing of the resolutions at the 64th AGM of the Company on **Thursday, September 14, 2023** and communicated to the BSE & NSE, where the shares of the Company are listed.
8. In view of the massive outbreak of the COVID-19 pandemic, social distancing is a norm to be followed and pursuant to the Circular No. 14/2020 dated April 08, 2020, Circular No.17/2020 dated April 13, 2020 issued by the Ministry of Corporate Affairs followed by Circular No. 20/2020 dated May 05, 2020 and Circular No. 02/2021 dated January 13, 2021 and all other relevant circulars issued from time to time, physical attendance of the Members to the EGM/AGM venue is not required and general meeting be held through video conferencing (VC) or other audio visual means (OAVM). Hence, Members can attend and participate in the ensuing EGM/AGM through VC/OAVM.
9. Pursuant to the Circular No. 14/2020 dated April 08, 2020, issued by the Ministry of Corporate Affairs, the facility to appoint proxy to attend and cast vote for the members is not available for this EGM/AGM. However, the Body Corporates are entitled to appoint authorised representatives to attend the EGM/AGM through VC/OAVM and participate there at and cast their votes through e-voting.
10. The Members can join the EGM/AGM in the VC/OAVM mode 15 minutes before and after the scheduled time of the commencement of the Meeting by following the procedure mentioned in the Notice. The facility of participation at the EGM/AGM through VC/OAVM will be made available for 1000 members on first come first served basis. This will not include large Shareholders (Shareholders holding 2% or more shareholding), Promoters, Institutional Investors, Directors, Key Managerial Personnel, the Chairpersons of the Audit Committee, Nomination and Remuneration Committee and

Notice (Contd.)

Stakeholders Relationship Committee, Auditors etc. who are allowed to attend the EGM/AGM without restriction on account of first come first served basis.

11. The attendance of the Members attending the EGM/AGM through VC/OAVM will be counted for the purpose of reckoning the quorum under Section 103 of the Companies Act, 2013.
12. Pursuant to the provisions of Section 108 of the Companies Act, 2013 read with Rule 20 of the Companies (Management and Administration) Rules, 2014 (as amended) and Regulation 44 of SEBI (Listing Obligations & Disclosure Requirements) Regulations 2015 (as amended), and the Circulars issued by the Ministry of Corporate Affairs dated April 08, 2020, April 13, 2020 and May 05, 2020 the Company is providing facility of remote e-Voting to its Members in respect of the business to be transacted at the EGM/AGM. For this purpose, the Company has entered into an agreement with National Securities Depository Limited (NSDL) for facilitating voting through electronic means, as the authorised agency. The facility of casting votes by a member using remote e-Voting system as well as venue voting on the date of the EGM/AGM will be provided by NSDL.
13. In line with the Ministry of Corporate Affairs (MCA) Circular No. 17/2020 dated April 13, 2020, the Notice calling the EGM/AGM has been uploaded on the website of the Company at <https://www.kopran.com/>. The Notice can also be accessed from the websites of the Stock Exchanges i.e. BSE Limited and National Stock Exchange of India Limited at <https://www.bseindia.com/> and <https://www.nseindia.com/> respectively and the EGM/AGM Notice is also available on the website of NSDL (agency for providing the Remote e-Voting facility) i.e. <https://www.evoting.nsdl.com/>.
14. EGM/AGM has been convened through VC/OAVM in compliance with applicable provisions of the Companies Act, 2013 read with MCA Circular No. 14/2020 dated April 08, 2020 and MCA Circular No. 17/2020 dated April 13, 2020, MCA Circular No. 20/2020 dated May 05, 2020 and MCA Circular No. 2/2021 dated January 13, 2021.

THE INSTRUCTIONS FOR MEMBERS FOR REMOTE E-VOTING AND JOINING GENERAL MEETING ARE AS UNDER :-

The remote e-voting period begins on Monday, September 11, 2023 at 09:00 A.M. and ends on Wednesday, September 13, 2023 at 05:00 P.M. The remote e-voting module shall be disabled by NSDL for voting thereafter. The Members, whose names appear in the Register of Members / Beneficial Owners as on the record date (cut-off date) i.e. Thursday, September 07, 2023, may cast their vote electronically. The voting right of shareholders shall be in proportion to their share in the paid-up equity share capital of the Company as on the cut-off date, being Thursday, September 07, 2023.

How do I vote electronically using NSDL e-Voting system?

The way to vote electronically on NSDL e-Voting system consists of "Two Steps" which are mentioned below:





Step 1: Access to NSDL e-Voting system

A) Login method for e-Voting and joining virtual meeting for Individual shareholders holding securities in demat mode

In terms of SEBI circular dated December 9, 2020 on e-Voting facility provided by Listed Companies, Individual shareholders holding securities in demat mode are allowed to vote through their demat account maintained with Depositories and Depository Participants. Shareholders are advised to update their mobile number and email Id in their demat accounts in order to access e-Voting facility.

Notice (Contd.)

Login method for Individual shareholders holding securities in demat mode is given below:

Type of shareholders	Login Method
Individual Shareholders holding securities in demat mode with NSDL.	<ol style="list-style-type: none"> Existing IDEAS user can visit the e-Services website of NSDL Viz. https://eservices.nsd.com either on a Personal Computer or on a mobile. On the e-Services home page click on the "Beneficial Owner" icon under "Login" which is available under 'IDEAS' section, this will prompt you to enter your existing User ID and Password. After successful authentication, you will be able to see e-Voting services under Value added services. Click on "Access to e-Voting" under e-Voting services and you will be able to see e-Voting page. Click on company name or e-Voting service provider i.e. NSDL and you will be re-directed to e-Voting website of NSDL for casting your vote during the remote e-Voting period or joining virtual meeting & voting during the meeting. If you are not registered for IDEAS e-Services, option to register is available at https://eservices.nsd.com. Select "Register Online for IDEAS Portal" or click at https://eservices.nsd.com/SecureWeb/IdeasDirectReg.jsp Visit the e-Voting website of NSDL. Open web browser by typing the following URL: https://www.evoting.nsd.com/ either on a Personal Computer or on a mobile. Once the home page of e-Voting system is launched, click on the icon "Login" which is available under 'Shareholder/Member' section. A new screen will open. You will have to enter your User ID (i.e. your sixteen digit demat account number hold with NSDL), Password/OTP and a Verification Code as shown on the screen. After successful authentication, you will be redirected to NSDL Depository site wherein you can see e-Voting page. Click on company name or e-Voting service provider i.e. NSDL and you will be redirected to e-Voting website of NSDL for casting your vote during the remote e-Voting period or joining virtual meeting & voting during the meeting. Shareholders/Members can also download NSDL Mobile App "NSDL Speede" facility by scanning the QR code mentioned below for seamless voting experience. <div data-bbox="753 1295 1203 1570" style="text-align: center; border: 1px solid black; padding: 5px;"> <p>NSDL Mobile App is available on</p> <p>   </p> <div style="display: flex; justify-content: space-around;">   </div> </div>
Individual Shareholders holding securities in demat mode with CDSL	<ol style="list-style-type: none"> Existing users who have opted for Easi / Easiest, they can login through their user id and password. Option will be made available to reach e-Voting page without any further authentication. The URL for users to login to Easi / Easiest are https://web.cdslindia.com/myeasi/home/login or www.cdslindia.com and click on New System Myeasi. After successful login of Easi/Easiest the user will be also able to see the E Voting Menu. The Menu will have links of e-Voting service provider i.e. NSDL. Click on NSDL to cast your vote. If the user is not registered for Easi/Easiest, option to register is available at https://web.cdslindia.com/myeasi/Registration/EasiRegistration

Notice (Contd.)

Type of shareholders	Login Method
	4. Alternatively, the user can directly access e-Voting page by providing demat Account Number and PAN No. from a link in www.cdslindia.com home page. The system will authenticate the user by sending OTP on registered Mobile & Email as recorded in the demat Account. After successful authentication, user will be provided links for the respective ESP i.e. NSDL where the e-Voting is in progress.
Individual Shareholders (holding securities in demat mode) login through their depository participants	You can also login using the login credentials of your demat account through your Depository Participant registered with NSDL/CDSL for e-Voting facility. upon logging in, you will be able to see e-Voting option. Click on e-Voting option, you will be redirected to NSDL/CDSL Depository site after successful authentication, wherein you can see e-Voting feature. Click on company name or e-Voting service provider i.e. NSDL and you will be redirected to e-Voting website of NSDL for casting your vote during the remote e-Voting period or joining virtual meeting & voting during the meeting.

Important note: Members who are unable to retrieve User ID/ Password are advised to use Forget User ID and Forget Password option available at abovementioned website.

HELPDESK FOR INDIVIDUAL SHAREHOLDERS HOLDING SECURITIES IN DEMAT MODE FOR ANY TECHNICAL ISSUES RELATED TO LOGIN THROUGH DEPOSITORY I.E. NSDL AND CDSL.

Login type	Helpdesk details
Individual Shareholders holding securities in demat mode with NSDL	Members facing any technical issue in login can contact NSDL helpdesk by sending a request at evoting@nsdl.co.in or call at toll free no.: 1800 1020 990 and 1800 22 44 30
Individual Shareholders holding securities in demat mode with CDSL	Members facing any technical issue in login can contact CDSL helpdesk by sending a request at helpdesk.evoting@cdslindia.com or contact at 022-23058738 or 022-23058542-43

B) Login Method for e-Voting and joining virtual meeting for shareholders other than Individual shareholders holding securities in demat mode and shareholders holding securities in physical mode.

How to Log-in to NSDL e-Voting website?

1. Visit the e-Voting website of NSDL. Open web browser by typing the following URL: <https://www.evoting.nsdl.com/> either on a Personal Computer or on a mobile.
2. Once the home page of e-Voting system is launched, click on the icon "Login" which is available under 'Shareholder/Member' section.
3. A new screen will open. You will have to enter your User ID, your Password/OTP and a Verification Code as shown on the screen.

Alternatively, if you are registered for NSDL eservices i.e. IDEAS, you can log-in at <https://eservices.nsdl.com/> with your existing IDEAS login. Once you log-in to NSDL eservices after using your log-in credentials, click on e-Voting and you can proceed to Step 2 i.e. Cast your vote electronically.

Notice (Contd.)

4. Your User ID details are given below:

Manner of holding shares i.e. Demat (NSDL or CDSL) or Physical	Your User ID is:
a) For Members who hold shares in demat account with NSDL.	8 Character DP ID followed by 8 Digit Client ID For example if your DP ID is IN300*** and Client ID is 12***** then your user ID is IN300***12*****.
b) For Members who hold shares in demat account with CDSL.	16 Digit Beneficiary ID For example if your Beneficiary ID is 12***** then your user ID is 12*****
c) For Members holding shares in Physical Form.	EVEN Number followed by Folio Number registered with the Company For example if folio number is 001*** and EVEN is 101456 then user ID is 101456001***

5. Password details for shareholders other than Individual shareholders are given below:

- a) If you are already registered for e-Voting, then you can use your existing password to login and cast your vote.
 - b) If you are using NSDL e-Voting system for the first time, you will need to retrieve the 'initial password' which was communicated to you. Once you retrieve your 'initial password', you need to enter the 'initial password' and the system will force you to change your password.
 - c) How to retrieve your 'initial password'?
 - (i) If your email ID is registered in your demat account or with the Company, your 'initial password' is communicated to you on your email ID. Trace the email sent to you from NSDL from your mailbox. Open the email and open the attachment i.e. a .pdf file. Open the .pdf file. The password to open the .pdf file is your 8 digit client ID for NSDL account, last 8 digits of client ID for CDSL account or folio number for shares held in physical form. The .pdf file contains your 'User ID' and your 'initial password'.
 - (ii) If your email ID is not registered, please follow steps mentioned below in **process for those shareholders whose email ids are not registered.**
6. If you are unable to retrieve or have not received the " Initial password" or have forgotten your password:
- a) Click on **"Forgot User Details/Password?"** (If you are holding shares in your demat account with NSDL or CDSL) option available on www.evoting.nsdl.com.
 - b) **Physical User Reset Password?"** (If you are holding shares in physical mode) option available on www.evoting.nsdl.com.
 - c) If you are still unable to get the password by aforesaid two options, you can send a request at evoting@nsdl.co.in mentioning your demat account number/folio number, your PAN, your name and your registered address etc.
 - d) Members can also use the OTP (One Time Password) based login for casting the votes on the e-Voting system of NSDL.
7. After entering your password, tick on Agree to "Terms and Conditions" by selecting on the check box.
8. Now, you will have to click on "Login" button.
9. After you click on the "Login" button, Home page of e-Voting will open.

Notice (Contd.)

Step 2: Cast your vote electronically and join General Meeting on NSDL e-Voting system.

How to cast your vote electronically and join General Meeting on NSDL e-Voting system?

1. After successful login at Step 1, you will be able to see all the companies "EVEN" in which you are holding shares and whose voting cycle and General Meeting is in active status.
2. Select "EVEN" of company for which you wish to cast your vote during the remote e-Voting period and casting your vote during the General Meeting. For joining virtual meeting, you need to click on "VC/OAVM" link placed under "Join General Meeting".
3. Now you are ready for e-Voting as the Voting page opens.
4. Cast your vote by selecting appropriate options i.e. assent or dissent, verify/modify the number of shares for which you wish to cast your vote and click on "Submit" and also "Confirm" when prompted.
5. Upon confirmation, the message "Vote cast successfully" will be displayed.
6. You can also take the printout of the votes cast by you by clicking on the print option on the confirmation page.
7. Once you confirm your vote on the resolution, you will not be allowed to modify your vote.

General Guidelines for shareholders

1. Institutional shareholders (i.e. other than individuals, HUF, NRI etc.) are required to send scanned copy (PDF/JPG Format) of the relevant Board Resolution/ Authority letter etc. with attested specimen signature of the duly authorised signatory(ies) who are authorised to vote, to the Scrutiniser by e-mail to mayuri@mindspright.co.in with a copy marked to evoting@nsdl.co.in.
2. It is strongly recommended not to share your password with any other person and take utmost care to keep your password confidential. Login to the e-voting website will be disabled upon five unsuccessful attempts to key in the correct password. In such an event, you will need to go through the "Forgot User Details/Password?" or "Physical User Reset Password?" option available on www.evoting.nsdl.com to reset the password.
3. In case of any queries, you may refer the Frequently Asked Questions (FAQs) for Shareholders and e-voting user manual for Shareholders available at the download section of www.evoting.nsdl.com or call on toll free no.: 1800 1020 990 and 1800 22 44 30 or send a request to (Name of NSDL Official) at evoting@nsdl.co.in

Process for those shareholders whose email ids are not registered with the depositories for procuring user id and password and registration of e mail ids for e-voting for the resolutions set out in this notice:

1. In case shares are held in physical mode please provide Folio No., Name of shareholder, scanned copy of the share certificate (front and back), PAN (self attested scanned copy of PAN card), AADHAR (self attested scanned copy of Aadhar Card) by email to investors@kopran.com.
2. In case shares are held in demat mode, please provide DPID-CLID (16 digit DPID + CLID or 16 digit beneficiary ID), Name, client master or copy of Consolidated Account statement, PAN (self attested scanned copy of PAN card), AADHAR (self attested scanned copy of Aadhar Card) to (investors@kopran.com). If you are an Individual shareholders holding securities in demat mode, you are requested to refer to the login method explained at **step 1 (A)** i.e. **Login method for e-Voting and joining virtual meeting for Individual shareholders holding securities in demat mode.**
3. Alternatively shareholder/members may send a request to evoting@nsdl.co.in for procuring user id and password for e-voting by providing above mentioned documents.
4. In terms of SEBI circular dated December 9, 2020 on e-Voting facility provided by Listed Companies, Individual shareholders holding securities in demat mode are allowed to vote through their demat account maintained with Depositories and Depository Participants. Shareholders are required to update their mobile number and email ID correctly in their demat account in order to access e-Voting facility.

Notice (Contd.)

THE INSTRUCTIONS FOR MEMBERS FOR E-VOTING ON THE DAY OF THE EGM/AGM ARE AS UNDER:-

1. The procedure for e-Voting on the day of the EGM/AGM is same as the instructions mentioned above for remote e-voting.
2. Only those Members/ shareholders, who will be present in the EGM/AGM through VC/OAVM facility and have not casted their vote on the Resolutions through remote e-Voting and are otherwise not barred from doing so, shall be eligible to vote through e-Voting system in the EGM/AGM.
3. Members who have voted through Remote e-Voting will be eligible to attend the EGM/AGM. However, they will not be eligible to vote at the EGM/AGM.
4. The details of the person who may be contacted for any grievances connected with the facility for e-Voting on the day of the EGM/AGM shall be the same person mentioned for Remote e-voting.

INSTRUCTIONS FOR MEMBERS FOR ATTENDING THE EGM/AGM THROUGH VC/OAVM ARE AS UNDER:

1. Member will be provided with a facility to attend the EGM/AGM through VC/OAVM through the NSDL e-Voting system. Members may access by following the steps mentioned above for **Access to NSDL e-Voting system**. After successful login, you can see link of "VC/OAVM link" placed under **"Join General meeting"** menu against company name. You are requested to click on VC/OAVM link placed under Join General Meeting menu. The link for VC/OAVM will be available in Shareholder/Member login where the EVEN of Company will be displayed. Please note that the members who do not have the User ID and Password for e-Voting or have forgotten the User ID and Password may retrieve the same by following the remote e-Voting instructions mentioned in the notice to avoid last minute rush.
2. Members are encouraged to join the Meeting through Laptops for better experience.
3. Further Members will be required to allow Camera and use Internet with a good speed to avoid any disturbance during the meeting.
4. Please note that Participants Connecting from Mobile Devices or Tablets or through Laptop connecting via Mobile Hotspot may experience Audio/Video loss due to Fluctuation in their respective network. It is therefore recommended to use Stable Wi-Fi or LAN Connection to mitigate any kind of aforesaid glitches.
5. Shareholders who would like to express their views/have questions may send their questions in advance mentioning their name demat account number/folio number, email id, mobile number at investors@kopran.com . The same will be replied by the Company suitably.
6. **Members can mail their questions on Annual Report 2022-23 from their registered email address mentioning their name, DP ID and Client ID/folio number, PAN, mobile number at investors@kopran.com 48 hours in advance of the meeting time. The same will be addressed at the AGM.**

Financial Statements

Standalone: 98 - 169

Consolidated: 170 - 242

Independent Auditor's Report

To The Members of **KOPRAN LIMITED**

Report on the Audit of the Standalone Financial Statements

OPINION

We have audited the accompanying standalone financial statements of **Kopran Limited** ("the Company"), which comprise the Balance Sheet as at March 31, 2023, the Statement of Profit and Loss (including other comprehensive income), the Cash Flow Statement and the Statement of Changes in Equity for the year then ended, and notes to the standalone financial statements, including a summary of significant accounting policies and other explanatory information (hereinafter referred to as "the standalone financial statements").

In our opinion and to the best of our information and according to the explanations given to us, the aforesaid standalone financial statements give the information required by the Companies Act, 2013 ("the Act") in the manner so required and give a true and fair view in conformity with the accounting principles generally accepted in India, of the state of affairs of the Company as at March 31, 2023, and its profit (including other comprehensive income), its cash flows and the changes in equity for the year ended on that date.

BASIS FOR OPINION

We conducted our audit in accordance with the Standards on Auditing (SAs) specified under Section 143(10) of the Act. Our responsibilities under those SAs are further described in the Auditor's Responsibilities for the Audit of the Standalone Financial Statements section of our report. We are independent of the Company in accordance with the Code of Ethics issued by the Institute of Chartered Accountants of India together with the ethical requirements that are relevant to our audit of the standalone financial statements under the provisions of the Act and the Rules thereunder, and we have fulfilled our other ethical responsibilities in accordance with these requirements and the Code of Ethics. We believe that the audit evidence we have obtained is sufficient and appropriate to provide a basis for our opinion on the standalone financial statements.

KEY AUDIT MATTERS

Key audit matters ('KAM') are those matters that, in our professional judgment, were of most significance in our audit of the standalone financial statements of the current period. These matters were addressed in the context of our audit of the standalone financial statements as a whole, and in forming our opinion thereon, and we do not provide a separate opinion on these matters.

We have determined the matters described below to be the key audit matters to be Communicated in our report. For each matter below, the description of how our audit addressed the matter is provided in the above context.

Sr. No.	Key audit matter description	How the scope of our audit addressed the key audit matter
1	<p>Valuation of inventory:</p> <p>Inventory comprises of Raw Materials, Finished Goods, Stock in process and Stores and Spares. There is an inherent risk around the accuracy of the valuation of the closing stocks. Inventories are valued at lower of cost and net realisable value. These involve significant management judgement to determine the obsolete or slow moving items of inventory and to evaluate the realisable values. Further, Amoxicillin Trihydrate is the main raw material for the Company, which is partly imported, and is subject to high price fluctuation risk as well as foreign currency risk.</p>	<p>We have reviewed the stock records and held discussions with the management with regard to determination of slow moving and obsolete items and valuation of realizable values of such items. We verified arithmetical accuracy of valuation records / reports.</p> <p>For a sample of inventory items we have verified that the First in First out (FIFO) Method for valuation in case of inventory is appropriate.</p> <p>We have reviewed the price movement with respect to cost to the Company.</p>

Independent Auditor's Report (Contd.)

Sr. No.	Key audit matter description	How the scope of our audit addressed the key audit matter
	<p>The volatility in the prices may significantly impact the valuation of not only Raw material but also other items of inventory. In determining the net realizable value, the management uses data of sales of finished good available which is a management estimate.</p> <p>We have considered this as a key audit matter due to the significance in the amount of inventory and volatility in the prices.</p>	<p>Compared such prices with the recent selling prices. Compared the value of Finished Goods with the last selling prices of the respective product to determine the basis of valuation adopted.</p>
2	Allowance of trade receivables / Credit Losses:	
	<p>The Trade receivables forms a significant part of the Group's total assets. The estimated allowance of trade receivables / credit losses is identified as key audit matter due to the use of significant judgement and estimates with respect to the recoverability of overdue trade receivables. As detailed in note no. 49(b) of the standalone financial statements, the management reviews and assesses the recoverability of the carrying value of all overdue trade receivables individually by considering the credit history including default or delay in payments, settlement records and subsequent settlements.</p> <p>The Company also considers other related information including credit reports to estimate the probability of default in future.</p> <p>Allowance for doubtful debts be provided for the amount of trade receivables that are considered as irrecoverable.</p>	<p>Our audit procedures in relation to the estimated allowance of trade receivables / credit losses included:</p> <ul style="list-style-type: none"> • Understanding how allowance for doubtful debts is estimated by the management; • Testing the subsequent settlements of trade receivables, on a sample basis, to the source documents including bank statements and bank-in slips/ remittance advices. • Discussing with the management and evaluating the basis of trade debtors that are overdue and without / with little settlements subsequent to the end of the reporting period identified by the management and their assessment on the recoverability of overdue trade receivables. • Computation of the allowance for expected credit losses.

INFORMATION OTHER THAN THE FINANCIAL STATEMENTS AND AUDITOR'S REPORT THEREON

The Company's management and Board of Directors are responsible for the other information. The other information comprises the information included in the Annual Report, but does not include the standalone financial statements and our auditor's report thereon. The Annual Report is expected to be made available to us after the date of this auditor's report. Our opinion on the standalone financial statements does not cover the other information and we will not express any form of assurance conclusion thereon.

In connection with our audit of the standalone financial statements, our responsibility is to read the other information identified above when it becomes available and, in doing so, consider whether such other information is materially inconsistent with the standalone financial statements or our knowledge obtained in the audit, or otherwise appears to be materially misstated. When we read the annual report, if, based on the work we have performed, we conclude that there is a material misstatement therein, we are required to report that fact and communicate the matter to those charged with governance.

RESPONSIBILITIES OF MANAGEMENT FOR THE STANDALONE FINANCIAL STATEMENTS

The Company's Board of Directors is responsible for the matters stated in Section 134(5) of the Act with respect to the preparation of these standalone financial statements that give a true and fair view of the financial position, financial performance including other comprehensive income, cash flows and changes in equity of the Company in accordance with the accounting

Independent Auditor's Report (Contd.)

principles generally accepted in India, including the Indian Accounting Standards (Ind AS) specified under Section 133 of the Act. This responsibility also includes maintenance of adequate accounting records in accordance with the provisions of the Act for safeguarding of the assets of the Company and for preventing and detecting frauds and other irregularities; selection and application of appropriate accounting policies; making judgments and estimates that are reasonable and prudent; and design, implementation and maintenance of adequate internal financial controls that were operating effectively for ensuring the accuracy and completeness of the accounting records, relevant to the preparation and presentation of the standalone financial statements that give a true and fair view and are free from material misstatement, whether due to fraud or error.

In preparing the standalone financial statements, management and Board of Directors are responsible for assessing the Company's ability to continue as a going concern, disclosing, as applicable, matters related to going concern and using the going concern basis of accounting unless management either intends to liquidate the Company or to cease operations, or has no realistic alternative but to do so.

The Board of Directors is also responsible for overseeing the Company's financial reporting process.

AUDITOR'S RESPONSIBILITIES FOR THE AUDIT OF THE STANDALONE FINANCIAL STATEMENTS

Our objectives are to obtain reasonable assurance about whether the standalone financial statements as a whole are free from material misstatement, whether due to fraud or error, and to issue an auditor's report that includes our opinion. Reasonable assurance is a high level of assurance, but is not a guarantee that an audit conducted in accordance with SAs will always detect a material misstatement when it exists. Misstatements can arise from fraud or error and are considered material if, individually or in the aggregate, they could reasonably be expected to influence the economic decisions of users taken on the basis of these standalone financial statements.

As part of an audit in accordance with SAs, we exercise professional judgment and maintain professional skepticism throughout the audit. We also:

- Identify and assess the risks of material misstatement of the standalone financial statements, whether due to fraud or error, design and perform audit procedures responsive to those risks, and obtain audit evidence that is sufficient and appropriate to provide a basis for our opinion. The risk of not detecting a material misstatement resulting from fraud is higher than for one resulting from error, as fraud may involve collusion, forgery, intentional omissions, misrepresentations, or the override of internal control.
- Obtain an understanding of internal control relevant to the audit in order to design audit procedures that are appropriate in the circumstances. Under Section 143(3)(i) of the Act, we are also responsible for expressing our opinion on whether the Company has adequate internal financial controls with reference to standalone financial statements in place and the operating effectiveness of such controls.
- Evaluate the appropriateness of accounting policies used and the reasonableness of accounting estimates and related disclosures made by management and Board of Directors.
- Conclude on the appropriateness of management's use of the going concern basis of accounting and, based on the audit evidence obtained, whether a material uncertainty exists related to events or conditions that may cast significant doubt on the Company's ability to continue as a going concern. If we conclude that a material uncertainty exists, we are required to draw attention in our auditor's report to the related disclosures in the standalone financial statements or, if such disclosures are inadequate, to modify our opinion. Our conclusions are based on the audit evidence obtained up to the date of our auditors' report. However, future events or conditions may cause the Company to cease to continue as a going concern.
- Evaluate the overall presentation, structure and content of the standalone financial statements, including the disclosures, and whether the standalone financial statements represent the underlying transactions and events in a manner that achieves fair presentation.

We communicate with those charged with governance regarding, among other matters, the planned scope and timing of the audit and significant audit findings, including any significant deficiencies in internal control that we identify during our audit.

Independent Auditor's Report (Contd.)

We also provide those charged with governance with a statement that we have complied with relevant ethical requirements regarding independence, and to communicate with them all relationships and other matters that may reasonably be thought to bear on our independence, and where applicable, related safeguards.

From the matters communicated with those charged with governance, we determine those matters that were of most significance in the audit of the standalone financial statements of the current period and are therefore the key audit matters. We describe these matters in our auditors' report unless law or regulation precludes public disclosure about the matter or when, in extremely rare circumstances, we determine that a matter should not be communicated in our report because the adverse consequences of doing so would reasonably be expected to outweigh the public interest benefits of such communication.

REPORT ON OTHER LEGAL AND REGULATORY REQUIREMENTS

1. As required by the Companies (Auditors' Report) Order, 2020 ("the Order") issued by the Central Government of India in terms of Section 143(11) of the Act, we give in "Annexure A" a statement on the matters specified in paragraphs 3 and 4 of the Order, to the extent applicable.
2. (A) As required by Section 143(3) of the Act, based on our audit we report that:
 - a) We have sought and obtained all the information and explanations which to the best of our knowledge and belief were necessary for the purposes of our audit.
 - b) In our opinion, proper books of account as required by law have been kept by the Company so far as it appears from our examination of those books.
 - c) The Balance Sheet, the Statement of Profit and Loss (including other comprehensive income), the Cash Flow Statement and Statement of Changes in Equity dealt with by this Report are in agreement with the books of account.
 - d) In our opinion, the aforesaid standalone financial statements comply with the Ind AS specified under Section 133 of the Act.
 - e) On the basis of the written representations received from the Directors as on March 31, 2023 and taken on record by the Board of Directors, none of the Directors is disqualified as on March 31, 2023 from being appointed as a Director in terms of Section 164(2) of the Act.
 - f) With respect to the adequacy of the internal financial controls over financial reporting of the Company and the operating effectiveness of such controls, refer to our separate Report in "Annexure B" to this Report. Our report expresses an unmodified opinion on the adequacy and operating effectiveness of the Company's internal financial controls over financial reporting, of the Company.
 - g) With respect to the other matters to be included in the Auditors' Report in accordance with the requirements of section 197(16) of the Act as amended:

In our opinion and according to the information and explanations given to us, the remuneration paid by the Company to its directors during the current year is in accordance with the provisions of Section 197 of the Act.
 - h) With respect to the other matters to be included in the Auditors' Report in accordance with Rule 11 of the Companies (Audit and Auditors) Rules, 2014, as amended in our opinion and to the best of our information and according to the explanations given to us:
 - i) The Company has disclosed the impact of pending litigations as at March 31, 2023 on its financial position in its standalone financial statements - Refer Note No. 33(a) to the standalone financial statements;
 - ii) The Company has made provision, as required under the applicable law or accounting standards, for material foreseeable losses, if any, on long-term contracts including derivative contracts - Refer Note No. 46(a) to the standalone financial statements;

Independent Auditor's Report (Contd.)

- iii) There has been no delay in transferring amounts, required to be transferred, to the Investor Education and Protection Fund by the Company - Refer Note No. 46(b) to the standalone financial statements.
- iv) a) The Management has represented that, to the best of its knowledge and belief, other than as disclosed in the notes to the accounts, no funds (which are material either individually or in the aggregate) have been advanced or loaned or invested (either from borrowed funds or share premium or any other sources or kind of funds) by the Company to or in any other person or entity, including foreign entities (Intermediaries), with the understanding, whether recorded in writing or otherwise, that the intermediary shall, directly or indirectly lend or invest in other persons or entities identified in any manner whatsoever by or on behalf of the Company (Ultimate Beneficiaries) or provide any guarantee, security or the like on behalf of the ultimate beneficiaries.
b) The Management has represented, that, to the best of its knowledge and belief, no funds (which are material either individually or in the aggregate) have been received by the Company from any person or entity, including foreign entities (Funding Parties), with the understanding, whether recorded in writing or otherwise, that the Company shall, directly or indirectly, lend or invest in other persons or entities identified in any manner whatsoever by or on behalf of the Funding Party (Ultimate Beneficiaries) or provide any guarantee, security or the like on behalf of the ultimate beneficiaries.
c) Based on the audit procedures that have been considered reasonable and appropriate in the circumstances, nothing has come to our notice that has caused us to believe that the representations under Sub-clause (i) and (ii) of Rule 11(e), as provided under (a) and (b) above, contain any material misstatement.
- (v) As stated in Note No. 54 to the standalone financial statements
 - a) The final dividend proposed in the previous year, declared and paid by the Company during the year is in accordance with section 123 of the Act, as applicable.
 - b) The Board of Directors of the Company have proposed final dividend for the year which is subject to the approval of the members at the ensuing Annual General Meeting. The amount of dividend proposed is in accordance with section 123 of the Act, as applicable.
- (vi) Proviso to Rule 3(1) of the Companies (Accounts) Rules, 2014 for maintaining books of account using accounting software which has a feature of recording audit trail (edit log) facility is applicable to the Company w.e.f. 1st April, 2023, and accordingly, reporting under Rule 11(g) of Companies (Audit and Auditors) Rules, 2014 is not applicable for the financial year ended March 31, 2023.

For Khandelwal Jain & Co.,

Chartered Accountants

Firm Registration No.: 105049W

Bhupendra Karkhanis

Partner

Membership Number: 108336

UDIN: 23108336BGQZ002598

Place: Mumbai

Date : May 25, 2023

Annexure “A” to the Independent Auditors’ Report

(Referred to in paragraph 1 under ‘Report on Other Legal and Regulatory Requirements’ section of our report of even date to the Members of Kopran Limited on the standalone financial statements for the year ended March 31, 2023)

To the best of our information and explanations provided to us by the company and the books of account and records examined by us in the normal course of audit, we state that:

- i) (a) In respect of the Property, Plant and Equipment and intangible assets of the Company:-
 - (A) The Company has maintained proper records showing full particulars, including quantitative details and situation of Property, Plant and Equipment.
 - (B) The Company has maintained proper records showing full particulars of Intangible assets.
- (b) According to the information and explanations given to us and on the basis of our examination of the records of the Company, the fixed assets were physically verified during the year by the Management in accordance with a regular programme of verification which provides for physical verification of all the fixed assets at reasonable intervals. According to the information and explanations given to us, no material discrepancies were noticed on such verification. In our opinion, the periodicity of physical verification is reasonable having regard to the size of the company and nature of its assets.
- (c) According to the information and explanations given to us and on the basis of our examination of the records of the Company, the title deeds of immovable properties (other than immovable properties where the Company is the lessee and the lease agreements are duly executed in favour of the lessee) disclosed in the standalone financial statements are held in the name of the Company.
- (d) The Company has not revalued any of its Property, Plant and Equipment and Intangible assets during the year.
- (e) According to the information and explanations given to us and on the basis of our examination of the records of the Company, there are no proceedings initiated or are pending against the Company as at March 31, 2023 for holding any benami property under the Benami Transactions (Prohibition) Act, 1988 (as amended in 2016) and Rules made thereunder.
- ii) (a) The inventory has been physically verified by the management during the year. In our opinion, the frequency of such verification is reasonable and procedures and the coverage as followed by management were appropriate. No discrepancies were noticed on such verification between the physical stocks and the book records that were 10% or more in the aggregate for each class of inventories.
- (b) According to the information and explanations given to us and on the basis of our examination of the records of the Company, the Company has been sanctioned working capital limits in excess of five crore rupees, in aggregate, from banks or financial institutions on the basis of security of current assets. In our opinion, the differences between the quarterly returns or statements (comprising stock statements, book debt statements and other stipulated financial information) filed by the Company with such banks or financial institutions and the unaudited books of account of the Company of the respective quarters were not material (Refer Note No. 57(xi) of the standalone financial statements).
- iii) According to the information and explanations given to us and on the basis of our examination of the records of the Company, the Company has made investments in, provided guarantee or security or granted any advances in the nature of loans, secured or unsecured, in respect of which:
 - (a) (A) The Company has made investment in, granted loans and has also given guarantee to Banks for its subsidiaries.

Particulars	Amount (Rs in Lakhs)
Loan to Subsidiary: Kopran Research Laboratories Limited	
Loans given during the year	3,161.02
Balance as at the year end	NIL

Annexure "A" to the Independent Auditors' Report (Contd.)

Particulars	Amount (Rs in Lakhs)
Maximum amount outstanding at any time during the year	236.84
Corporate gurantee given	
For loans sanctioned to Kopran Research Laboratories Limited as at the year end	6,425.00
Investment in shares of the subsidiary company during the year	NIL
Investments in subsidiaries outstanding as at March 31, 2023	
Kopran (H.K.) Limited, Hong Kong	100.06
Kopran Lifesciences Ltd.	5.00
Kopran Research Laboratories Limited.	25,896.00

- (B) Based on the audit procedures carried out by us and as per the information and explanations given to us, the Company has not granted loans to any party other than subsidiaries.
- (b) According to the information and explanations given to us and based on the audit procedures conducted by us, in our opinion the investments made, and the terms and conditions of the loans given and guarantees provided are, prima facie, not prejudicial to the interest of the Company.
- (c) According to the information and explanations given to us and on the basis of our examination of the records of the Company, in the case of loans given, the repayment of principal has not been stipulated as they are repayable on demand and payment of interest has been stipulated which have been regular.
- (d) According to the information and explanations given to us and on the basis of our examination of the records of the Company, there is no overdue amount for more than ninety days in respect of loans given.
- (e) According to the information and explanations given to us and on the basis of our examination of the records of the Company, there is no loan given falling due during the year, which has been renewed or extended or fresh loans given to settle the overdues of existing loans given to the same party.
- (f) According to the information and explanations given to us and on the basis of our examination of the records of the Company, the Company has granted Loans which are either repayable on demand or without specifying any terms or period of repayment as stated below:-

Particulars	Aggregate amount of Loans granted during the year (Rs in Lakhs)	Percentage of the aggregate to the total loans or advances in the nature of loans granted during the year
Subsidiaries	3,161.02	100%

- iv) According to the information and explanations given to us and on the basis of our examination of the records, the Company has not given any loans, or provided any guarantee or security as specified under Section 185 of the Companies Act, 2013 and the Company has not provided any security as specified under Section 186 of the Companies Act, 2013. Further, the Company has complied with the provisions of Section 186 of the Companies Act, 2013 in relation to loans and gurantee given and investments made.
- v) According to the information and explanations given to us, the Company has not accepted any deposits during the year from the public within the meaning of section 73 to 76 of the Act and rules framed thereunder. Accordingly, clause 3(v) of the Order is not applicable.
- vi) The maintenance of cost records has been specified by the Central Government under sub-section (1) of Section 148 of the Act in respect of the Company's products. We have broadly reviewed the cost records maintained by the Company pursuant to the Companies (Cost Records and Audit) Rules, 2014, as amended, prescribed by the Central Government under sub-section (1) of Section 148 of the Act, and are of the opinion that, prima facie, the prescribed cost records

Annexure “A” to the Independent Auditors’ Report (Contd.)

have been made and maintained. We have, however, not made a detailed examination of the cost records with a view to determine whether they are accurate or complete.

- vii) (a) According to the information and explanations given to us and records examined by us, the Company is generally regular in depositing undisputed statutory dues including Provident Fund, Employees’ State Insurance, Income-tax, Goods and Service tax, duty of customs, Cess, and any other material statutory dues, as applicable to it, with the appropriate authorities.
- (b) According to information and explanations given to us, there were no undisputed amounts payable in respect of Provident Fund, Employees’ State Insurance, Income Tax, Sales Tax, Goods and Service Tax, duty of Customs, Cess, and other material statutory dues in arrears as at March 31, 2023 for a period of more than six months from the date they became payable.
- (c) According to the information and explanations given to us and the records of the Company, the dues of Income tax, Sales tax, Service tax, Goods and Service tax, duty of Customs, duty of Excise, Value added tax, which have not been deposited on account of any dispute, amount involved and the forum where dispute is pending, are as under:

(Rs. in Lakhs)

Name of the Statute	Nature of Dues	Amount Involved	Period to which amount relates	Forum where dispute is pending
Central Excise Act, 1944	Excise Duty	0.44	2014-15	Commissioner of Central Excise
Service Tax Act Chapter V of the Finance Act, 1994	Service Tax	32.95	2001-02	High Court, Mumbai
		475.00	2006-07	High Court, Mumbai
Drug Price Control Order-95 (DPCO - 95)	Difference in Pricing	591.34	2002-03	High Court, Mumbai
MVAT Act, 1956	MVAT	17.85	2017-18	Deputy commissioner of State Tax
Income Tax Act, 1961	Income Tax	206.32	2016-17	Commissioner of Income Tax (Appeals)
		1.24	2017-18	

- viii) According to the information and explanations given to us and on the basis of our examination of the records of the Company, the Company has not surrendered or disclosed any transactions, previously unrecorded as income in the books of account, in the tax assessments under the Income-tax Act, 1961 as income during the year.
- ix) (a) According to the information and explanations given to us and on the basis of our examination of the records of the Company, the Company has not defaulted in repayment of loans or other borrowings or in payment of interest thereon to any lender.
- (b) According to the information and explanations given to us and on the basis of our examination of the records of the Company, the Company has not been declared a wilful defaulter by any bank or financial institution or government or government authority.
- (c) In our opinion and according to the information and explanations given to us, the Company has utilized the money obtained by way of term loans during the year for the purposes for which they were obtained.
- (d) According to the information and explanations given to us and on an overall examination of the balance sheet of the Company, we report that no funds raised on short-term basis have been used for long term purposes by the Company.
- (e) According to the information and explanations given to us and on an overall examination of the financial statements of the Company, we report that the Company has not taken any funds from any entity or person on account of or to meet the obligations of its subsidiaries as defined under the Companies Act, 2013. Accordingly, clause 3(ix)(e) of the Order is not applicable.

Annexure "A" to the Independent Auditors' Report (Contd.)

- (f) According to the information and explanations given to us and procedures performed by us, we report that the Company has not raised loans during the year on the pledge of securities held in its subsidiaries as defined under the Companies Act, 2013. Accordingly, clause 3(ix)(f) of the Order is not applicable.
- x) (a) The Company has not raised any moneys by way of initial public offer or further public offer (including debt instruments). Accordingly, clause 3(x)(a) of the Order is not applicable.
- (b) The Company has not made any preferential allotment or private placement of shares / fully or partially or optionally convertible debentures during the year under audit. Accordingly, clause 3(x)(a) of the Order is not applicable.
- xi) (a) Based on examination of the books and records of the Company and according to the information and explanations given to us, considering the principles of materiality outlined in Standards on Auditing, we report that no fraud by the Company or on the Company has been noticed or reported during the course of the audit.
- (b) According to the information and explanations given to us, no report under sub-section (12) of Section 143 of the Companies Act, 2013 has been filed by the auditors in Form ADT-4 as prescribed under Rule 13 of Companies (Audit and Auditors) Rules, 2014 with the Central Government.
- (c) As represented to us by the management, there are no whistle blower complaints received by the Company during the year.
- xii) According to the information and explanations given to us, the Company is not a Nidhi Company. Accordingly, clause 3(xii) of the Order is not applicable.
- xiii) In our opinion and according to the information and explanations given to us, the transactions with related parties are in compliance with Sections 177 and 188 of the Companies Act, 2013, where applicable, and the details of the related party transactions have been disclosed in the standalone financial statements as required by the applicable Indian Accounting Standards.
- xiv) (a) Based on information and explanations provided to us and our audit procedures, in our opinion, the Company has an internal audit system commensurate with the size and nature of its business.
- (b) We have considered the internal audit reports of the Company issued till date for the period under audit.
- xv) In our opinion and according to the information and explanations given to us, the Company has not entered into any non-cash transactions with its directors or persons connected to its directors and hence, provisions of Section 192 of the Companies Act, 2013 are not applicable to the Company.
- xvi) (a) The Company is not required to be registered under Section 45-IA of the Reserve Bank of India Act, 1934. Accordingly, clause 3(xvi)(a) of the Order is not applicable.
- (b) The Company is not required to be registered under Section 45-IA of the Reserve Bank of India Act, 1934. Accordingly, clause 3(xvi)(b) of the Order is not applicable.
- (c) The Company is not a Core Investment Company (CIC) as defined in the regulations made by the Reserve Bank of India. Accordingly, clause 3(xvi)(c) of the Order is not applicable.
- (d) According to the information and explanations provided to us during the course of audit, the Group does not have any CIC. Accordingly, the requirements of clause 3(xvi)(d) are not applicable.
- xvii) The Company has not incurred cash losses in the current and in the immediately preceding financial year.
- xviii) There has been no resignation of the statutory auditors during the year. Accordingly, clause 3(xviii) of the Order is not applicable.
- xix) According to the information and explanations given to us and on the basis of the financial ratios, ageing and expected dates of realisation of financial assets and payment of financial liabilities, other information accompanying the financial statements, our knowledge of the Board of Directors and management plans and based on our examination of the evidence

Annexure "A" to the Independent Auditors' Report (Contd.)

supporting the assumptions, nothing has come to our attention, which causes us to believe that any material uncertainty exists as on the date of the audit report that the Company is not capable of meeting its liabilities existing at the date of balance sheet as and when they fall due within a period of one year from the balance sheet date. We, however, state that this is not an assurance as to the future viability of the Company. We further state that our reporting is based on the facts up to the date of the audit report and we neither give any guarantee nor any assurance that all liabilities falling due within a period of one year from the balance sheet date, will get discharged by the Company as and when they fall due.

- xx) In our opinion and according to the information and explanations given to us, there is no unspent amount under sub-section (5) of Section 135 of the Companies Act, 2013 pursuant to any project. Accordingly, clauses 3(xx)(a) and 3(xx)(b) of the Order are not applicable.

For Khandelwal Jain & Co.,

Chartered Accountants

Firm Registration No.: 105049W

Bhupendra Karkhanis

Partner

Membership Number: 108336

UDIN: 23108336BGQZ002598

Place: Mumbai

Date : May 25, 2023

Annexure “B” to the Independent Auditors’ Report

(Referred to in paragraph 2A(f) under ‘Report on Other Legal and Regulatory Requirements’ section of our report of even date to the Members of Kopran Limited on the standalone financial statements for the year ended March 31, 2023)

REPORT ON THE INTERNAL FINANCIAL CONTROLS OVER FINANCIAL REPORTING UNDER CLAUSE (I) OF SUB-SECTION 3 OF SECTION 143 OF THE COMPANIES ACT, 2013 (‘THE ACT’)

We have audited the internal financial controls over financial reporting of **KOPRAN LIMITED** (“the Company”) as of March 31, 2023 in conjunction with our audit of the standalone financial statements of the Company for the year ended on that date.

MANAGEMENT’S RESPONSIBILITY FOR INTERNAL FINANCIAL CONTROLS

The Company’s management is responsible for establishing and maintaining internal financial controls based on the internal control over financial reporting criteria established by the Company considering the essential components of internal control stated in the Guidance Note on Audit of Internal Financial Control over Financial Reporting issued by the Institute of Chartered Accountants of India. These responsibilities include the design, implementation and maintenance of adequate internal financial controls that were operating effectively for ensuring the orderly and efficient conduct of its business, including adherence to the Company’s policies, the safeguarding of its assets, the prevention and detection of frauds and errors, the accuracy and completeness of the accounting records, and the timely preparation of reliable financial information, as required under the Act.

AUDITOR’S RESPONSIBILITY

Our responsibility is to express an opinion on the Company’s internal financial controls over financial reporting with reference to the standalone financial statements based on our audit. We conducted our audit in accordance with the Guidance Note on audit of Internal Financial Controls over Financial Reporting (“the Guidance Note”) issued by the Institute of Chartered Accountants of India (“ICAI”) and the Standards on Auditing as specified under Section 143 (10) of the Act, to the extent applicable to an audit of internal financial controls. Those standards and the Guidance Note require that we comply with ethical requirements and plan and perform the audit to obtain reasonable assurance about whether adequate internal financial controls over financial reporting were established and maintained and if such controls operated effectively in all material respects.

Our audit involves performing procedures to obtain audit evidence about the adequacy of the internal financial controls system over financial reporting and their operating effectiveness. Our audit of internal financial controls over financial reporting included obtaining an understanding of internal financial controls over financial reporting, assessing the risk that a material weakness exists, and testing and evaluating the design and operating effectiveness of internal control based on the assessed risk. The procedures selected depend on the auditor’s judgment, including the assessment of the risks of material misstatement of the standalone financial statements, whether due to fraud or error.

We believe that the audit evidence we have obtained is sufficient and appropriate to provide a basis for our audit opinion on the Company’s internal financial controls over financial reporting with reference to the standalone financial statements.

MEANING OF INTERNAL FINANCIAL CONTROLS OVER FINANCIAL REPORTING

A company’s internal financial control over financial reporting with reference to the standalone financial statements is a process designed to provide reasonable assurance regarding the reliability of financial reporting and the preparation of financial statements for external purposes in accordance with generally accepted accounting principles. A company’s internal financial control over financial reporting includes those policies and procedures that (1) pertain to the maintenance of records, in reasonable detail, accurately and fairly reflect the transactions and dispositions of the assets of the company; (2) provide reasonable assurance that transactions are recorded as necessary to permit preparation of financial statements in accordance with the generally accepted accounting principles, and that receipts and expenditures of the company are being made only in accordance with authorizations of management and directors of the company; (3) provide reasonable assurance regarding prevention or timely detection of unauthorized acquisition, use, or disposition of the company’s assets that could have a material effect on the financial statements.

Annexure “B” to the Independent Auditors’ Report (Contd.)

INHERENT LIMITATIONS OF INTERNAL FINANCIAL CONTROLS OVER FINANCIAL REPORTING

Because of the inherent limitations of internal financial controls over financial reporting with reference to the standalone financial statements, including the possibility of collusion or improper management override of controls, material misstatements due to error or fraud may occur and not be detected. Also, projections of any evaluation of the internal financial controls over financial reporting with reference to the standalone financial statements to future periods are subject to the risk that the internal financial control over financial reporting with reference to the standalone financial statements may become inadequate because of changes in conditions, or that the degree of compliance with the policies or procedures may deteriorate.

OPINION

In our opinion, to the best of our information and according to the explanations given to us, the Company has, in all material respects, an adequate internal financial controls over financial reporting with reference to these standalone financial statements and such internal financial controls over financial reporting with reference to these standalone financial statements were operating effectively as at March 31, 2023, based on the criteria for internal control over financial reporting established by the Company considering the essential components of internal controls stated in the Guidance Note issued by ICAI.

For Khandelwal Jain & Co.,

Chartered Accountants
Firm Registration No.: 105049W

Bhupendra Karkhanis

Partner
Membership Number: 108336
UDIN: 23108336BGQZ002598

Place: Mumbai

Date : May 25, 2023

Standalone Balance Sheet

as at March 31, 2023

(₹ in Lacs)

Particulars	Note No.	As at March 31, 2023	As at March 31, 2022
ASSETS			
1. Non - current assets			
(a) Property, Plant and Equipment	4	4,582.16	4,404.68
(b) Other Intangible assets	5	153.32	217.60
(c) Intangible assets under development		352.57	309.68
(d) Financial assets			
(i) Investments	6	26,006.72	25,942.74
(ii) Others	7	336.67	292.47
(e) Other non - current assets	8	122.21	113.79
Total non - current assets		31,553.65	31,280.96
2. Current assets			
(a) Inventories	9	4,760.16	4,151.25
(b) Financial assets			
(i) Trade receivables	10	8,381.25	5,913.19
(ii) Cash and cash equivalents	11	103.70	25.13
(iii) Bank balances other than (iii) above	12	155.76	230.06
(iv) Loans	13	62.53	48.92
(v) Other financial assets	14	7.11	49.94
(c) Current tax assets (net)		68.83	23.86
(d) Other current assets	15	5,501.91	4,688.79
Total current assets		19,041.25	15,131.14
Total Assets		50,594.90	46,412.10
EQUITY AND LIABILITIES			
Equity			
(a) Equity share capital	16	4,821.06	4,821.06
(b) Other equity	17	34,737.58	33,051.35
Total Equity		39,558.64	37,872.41
LIABILITIES			
1. Non - current liabilities			
Financial liabilities			
(a) Borrowings	18	230.19	207.50
(b) Provisions	19	433.36	403.41
(c) Deferred tax liabilities (net)	20	284.94	303.36
Total non - current liabilities		948.49	914.27
2. Current liabilities			
(a) Financial liabilities			
(i) Borrowings	21	2,558.27	3,482.91
(ii) Trade payables			
a) total outstanding dues of micro and small enterprises	22	53.46	72.32
b) total outstanding dues of creditors other than micro and small enterprises	22	6,182.24	2,906.87
(iii) Other financial liabilities	23	1,023.94	917.60
(b) Other current liabilities	24	195.74	168.95
(c) Provisions	25	74.12	76.77
Total current liabilities		10,087.77	7,625.42
Total Liabilities		11,036.26	8,539.69
Total Equity and Liabilities		50,594.90	46,412.10
Corporate Information	1		
Significant Accounting Policies	2		
Notes forming part of the Standalone Financial Statements	3 to 58		

As per our report of even date

FOR KHANDELWAL JAIN & CO
Chartered Accountants
Firm Registration No: 105049W

BHUPENDRA KARKHANIS
Partner
Membership No: 108336

Place: Mumbai
Date: May 25, 2023

For and on behalf of the Board of Directors

SUSHEEL SOMANI
Chairman
DIN: 00601727

BASANT KUMAR SONI
Chief Financial Officer

SURENDRA SOMANI
Executive Vice Chairman
DIN: 00600860

SUNIL SODHANI
Company Secretary



Standalone Statement of Profit and Loss

for the Year Ended March 31, 2023

(₹ in Lacs)

Particulars	Note No.	Year Ended March 31, 2023	Year Ended March 31, 2022
1. INCOME			
(a) Revenue from operations	26	27,309.48	20,452.04
(b) Other income	27	1,608.59	802.68
Total Income		28,918.07	21,254.72
2. EXPENSES			
(a) Cost of materials consumed	28	13,741.11	12,852.20
(b) Purchases of stock-in-trade		3,672.93	323.26
(c) Changes in inventories of finished goods, stock-in-trade and work-in-progress	29	354.98	(392.79)
(d) Employee benefits expense	30	2,514.67	2,105.45
(e) Finance costs	31	267.17	295.29
(f) Depreciation and amortisation expense	4 & 5	441.22	432.28
(g) Other expenses	32	4,234.48	4,022.60
Total Expenses		25,226.56	19,638.29
Profit before exceptional items and tax		3,691.51	1,616.43
Exceptional items (net)		-	-
Profit before tax		3,691.51	1,616.43
Tax Expense	44		
(a) Current Tax		587.16	374.69
(b) Deferred Tax		(20.93)	67.31
Total tax expense		566.23	442.00
Profit for the year		3,125.28	1,174.43
Other Comprehensive Income (OCI)		-	-
(i) Items that will not be reclassified subsequently to profit or loss			
a) (i) Net changes in Fair value of investments in equity shares carried at fair value through OCI [(expenses) / income]		(0.27)	1.68
(ii) Income tax effect on Net changes in Fair value of investments in equity shares carried at fair value through OCI [credit / (charge)]		0.07	(0.33)
b) (i) Remeasurement of defined employee benefit plans [(expenses) / write back]		10.03	16.68
(ii) Income tax effect on Remeasurement of defined employee benefit plans [(charge) / credit]		(2.57)	(4.28)
(ii) a) Items that will be reclassified subsequently to profit or loss		-	-
b) Income tax relating to items that will be reclassified subsequently to profit or loss		-	-
Total Other Comprehensive Income for the year		7.26	13.75
Total Comprehensive Income for the year		3,132.54	1,188.18
Earnings per equity share (₹)			
Basic and Diluted-Par value of ₹ 10/- per share	34	6.48	2.65
Corporate Information	1		
Significant Accounting Policies	2		
Notes forming part of the Standalone Financial Statements	3 to 58		

As per our report of even date

For and on behalf of the Board of Directors

FOR KHANDELWAL JAIN & CO
Chartered Accountants
Firm Registration No: 105049W

SUSHEEL SOMANI
Chairman
DIN: 00601727

SURENDRA SOMANI
Executive Vice Chairman
DIN: 00600860

BHUPENDRA KARKHANIS
Partner
Membership No: 108336

BASANT KUMAR SONI
Chief Financial Officer

SUNIL SODHANI
Company Secretary

Place: Mumbai
Date: May 25, 2023

Standalone Statement of Changes in Equity

for the Year Ended March 31, 2023

A. EQUITY SHARE CAPITAL

Particulars	Amount
As at March 31, 2021	4,325.16
Changes in Equity Share Capital due to prior period errors	-
Restated balance at the beginning of the Previous reporting period	4,325.16
Changes in equity share capital during the year	496.00
Add: Equity shares issued	(0.10)
As at March 31, 2022	4,821.06
Changes in Equity Share Capital due to prior period errors	-
Restated balance at the beginning of the Previous reporting period	4,821.06
Changes in equity share capital during the year	-
Add: Equity shares issued	-
As at March 31, 2023	4,821.06

B) OTHER EQUITY

Particulars	Reserve and Surplus				Other Comprehensive Income		Total	
	Capital Reserve	General Reserve	Securities Premium	Export allowance reserve	Retained Earnings	Equity Instruments through OCI		Remeasurements of net defined benefit plans
As at March 31, 2021	1,484.74	814.21	12,256.37	0.40	5,715.43	1.63	87.04	20,359.82
Profit for the year	-	-	-	-	1,174.43	-	-	1,174.43
Dividend Paid **	-	-	-	-	(648.76)	-	-	(648.76)
Securities Premium Received	-	-	12,152.00	-	-	-	-	12,152.00
Forfeited Equity Shares paid up value *	0.10	-	-	-	-	-	-	0.10
Realised Gain/Loss on Equity FVTOCI transferred to Retained Earnings	-	-	-	-	0.22	(0.22)	-	-
Other comprehensive income for the year	-	-	-	-	-	1.35	12.41	13.76
As at March 31, 2022	1,484.84	814.21	24,408.37	0.40	6,241.32	2.76	99.45	33,051.35
Profit for the year	-	-	-	-	3,125.28	-	-	3,125.28
Dividend Paid **	-	-	-	-	(1,446.31)	-	-	(1,446.31)
Other comprehensive income for the year	-	-	-	-	-	(0.20)	7.46	7.26
As at March 31, 2023	1,484.84	814.21	24,408.37	0.40	7,920.29	2.56	106.91	34,737.58

* Refer Note No. 16 (i)

** Refer Note No. 54

Standalone Statement of Changes in Equity (Contd.)

for the Year Ended March 31, 2023

The Description of the nature and purpose of each reserve within equity is as follows:

a) Capital Reserve:

Capital Reserves are mainly the reserves created by way of forfeiting the deposits received against the share warrants issued in the earlier years and the merger of 'Kopran Pharmaceuticals Limited.' with the Company, pursuant to the Scheme of Arrangement and Amalgamation sanctioned by the Hon'ble High Court of Judicature at Bombay in the financial year 2004-05.

b) General Reserve:

General reserve is created from time to time by way of transfer profits from retained earnings for appropriation purposes. General reserve is created by a transfer from one component of equity to another and is not an item of other comprehensive income.

c) Securities Premium:

Securities premium reserve is credited when shares are issued at premium. It is utilised in accordance with the provisions of the Act, to issue bonus shares, to provide for premium on redemption of shares or debentures, write-off equity related expenses like underwriting costs, etc.

d) Retained Earnings:

Retained earnings are the profits that the Company has earned till date less any transfer to General Reserve, dividends or other distributions paid to the shareholders.

e) Equity Instruments through OCI:

This represents the cumulative gains and losses arising on the revaluation of equity instruments measured at fair value through other comprehensive income, under an irrevocable option, net of amounts reclassified to retained earnings when such assets are disposed off.

Corporate Information	1
Significant Accounting Policies	2
Notes forming part of the Standalone Financial Statements	3 to 58

As per our report of even date

FOR KHANDELWAL JAIN & CO
Chartered Accountants
Firm Registration No: 105049W

BHUPENDRA KARKHANIS
Partner
Membership No: 108336

Place: Mumbai
Date: May 25, 2023

For and on behalf of the Board of Directors

SUSHEEL SOMANI
Chairman
DIN: 00601727

BASANT KUMAR SONI
Chief Financial Officer

SURENDRA SOMANI
Executive Vice Chairman
DIN: 00600860

SUNIL SODHANI
Company Secretary

Standalone Statement of Cash Flows

for the Year Ended March 31, 2023

(₹ in Lacs)

Particulars		As at March 31, 2023	As at March 31, 2022
Cash flows from operating activities			
Net Profit before tax		3,691.51	1,616.43
Adjustments for:			
Depreciation and Amortisation Expense		441.22	432.28
Dividend income		(1,456.07)	(0.07)
Finance cost		267.17	295.29
Interest income		(10.52)	(139.93)
Loss on sale of Fixed Assets		-	1.23
Loss on sale of Shares		-	0.22
Unrealised foreign exchange (gain) / loss (net)		(99.30)	(72.75)
Provision / write off for expected credit loss / trade receivables / advances (net)		21.03	31.17
Liabilities written back (net)		(3.51)	(68.19)
Financial guarantee Income		(64.25)	(62.50)
Operating profit before working capital changes		2,787.28	2,033.18
(Increase) / Decrease in inventories		(608.91)	(1,400.98)
(Increase) In trade receivables		(2,409.09)	(858.51)
(Increase)/Decrease in loans receivables		(57.81)	(13.90)
(Increase) In other current / non-current assets		(847.80)	(1,889.58)
(Decrease)/Increase in trade payables		3,284.54	(1,000.21)
Increase In provision for retirement benefits		37.34	47.12
(Decrease) In other financial liabilities		106.57	(237.92)
(Decrease) / Increase in other current liabilities		26.80	(98.53)
Cash generated from operations		2,318.92	(3,419.33)
Direct taxes paid (Net of refunds)		(632.12)	(360.51)
Net cash flow from operating activities	(A)	1,686.80	(3,779.84)
Cash flows (used in) / from investing activities			
Purchase of fixed assets, including capital work-in-progress		(554.42)	(312.57)
Purchase of intangibles including Intangible assets under development		(42.89)	(27.55)
Proceeds from sale of fixed assets		-	1.10
Investment in Subsidiary		-	(10,000.00)
(Decrease)/Increase in Creditors for capital goods		(7.78)	(29.94)
Increase in Capital Advance		26.26	(16.51)
Proceeds from Sale of Shares		-	0.05
Bank Balances Other than Cash and Cash Equivalents above		74.30	59.89
Decrease / (increase) in other financial assets		42.83	159.13
Interest Income		10.52	139.93
Dividend Income		1,456.07	0.07
Net cash flow (used in)/ from investing activities	(B)	1,004.89	(10,026.40)

Standalone Statement of Cash Flows (Contd.)

for the Year Ended March 31, 2023

(₹ in Lacs)

Particulars		As at March 31, 2023	As at March 31, 2022
Cash flows (used in) / from financing activities			
Repayment of long-term borrowings (Net)		22.69	1.99
Inter corporate deposits (Net)		-	(30.42)
Repayment of short-term borrowings (Net)		(923.10)	2,132.13
Current Maturities of Long term debts		(1.53)	(1.34)
Dividend Paid		(1,446.32)	(648.76)
Proceeds from Issue of Share Capital		-	12,648.00
Proceeds from conversion of partly paid -up shares to fully paid up shares		-	-
Interest accrued		2.31	(7.38)
Interest paid		(267.17)	(295.29)
Net cash flow used in financing activities	(C)	(2,613.12)	13,798.93
Net increase in cash and cash equivalents	(A+B+C)	78.57	(7.31)
Cash and cash equivalents at the beginning of the year		25.13	32.44
Effect of exchange rate changes on Cash and cash equivalents		-	-
Cash and cash equivalents at the end of the year (Refer Note No. 11)		103.70	25.13
Corporate Information	1		
Significant Accounting Policies	2		
Notes forming part of the Standalone Financial Statements	3 to 58		

As per our report of even date

FOR KHANDELWAL JAIN & CO
Chartered Accountants
Firm Registration No: 105049W

BHUPENDRA KARKHANIS
Partner
Membership No: 108336

Place: Mumbai
Date: May 25, 2023

For and on behalf of the Board of Directors

SUSHEEL SOMANI
Chairman
DIN: 00601727

BASANT KUMAR SONI
Chief Financial Officer

SURENDRA SOMANI
Executive Vice Chairman
DIN: 00600860

SUNIL SODHANI
Company Secretary

Notes form an integral part of the Standalone Financial Statements

for the Year Ended March 31, 2023

1 CORPORATE INFORMATION

Kopran Limited (referred to "KL" or "the Company") is a public company domiciled in India and is incorporated under the provisions of the Companies Act, 1956 applicable in India. Company shares are listed on BSE and NSE in India. The Company is engaged in the business of manufacturing of Formulation (Finished Dosage Form).

The addresses of its registered office and principal place of business are disclosed in the introduction to the Annual Report.

The financial statements were authorised for issue by the Board of Directors on May 25, 2023.

2 SIGNIFICANT ACCOUNTING POLICIES

2.1 Basis of preparation

Compliance with Ind AS

These financial statements have been prepared in accordance with the Indian Accounting Standards (referred to as "Ind AS") as prescribed under section 133 of the Companies Act, 2013 read with Companies (Indian Accounting Standards) Rules, 2015 as amended from time to time together with the comparative period data as at and for the year ended March 31, 2023.

These financial statements have been prepared by the Company on a going concern basis.

Historical Cost Convention

These financial statements have been prepared on the historical cost convention and on an accrual basis, except for the following material items in the balance sheet:

- certain financial assets and liabilities and contingent consideration that is measured at fair value or amortised cost at the end of each reporting period.
- assets held for sale measured at fair value less cost to sell;
- defined benefit plans plan assets measured at fair value; and
- Derivative financial instruments;

Historical cost is generally based on the fair value of the consideration given in exchange for goods and services. Fair value is the price that would be received to sell an asset or paid to transfer a liability in an orderly transaction between market participants at the measurement date.

The Financial Statements are presented in Indian ₹ (which is the functional currency of the Company) in Lacs and all values are rounded to the nearest in two decimal point except where otherwise stated.

2.2 Current/non current classification

The Company presents assets and liabilities in the balance sheet based on current/ non-current classification.

An asset is treated as current when it is:

- Expected to be realised or intended to be sold or consumed in Company's normal operating cycle
- Held primarily for the purpose of trading
- Expected to be realised within twelve months after the reporting period, or
- Cash or cash equivalent unless restricted from being exchanged or used to settle a liability for at least twelve months after the reporting period

All other assets are classified as non-current.

A liability is current when:

- It is expected to be settled in normal operating cycle

Notes form an integral part of the Standalone Financial Statements (Contd.) for the Year Ended March 31, 2023

- It is held primarily for the purpose of trading
- It is due to be settled within twelve months after the reporting period, or
- There is no unconditional right to defer the settlement of the liability for at least twelve months after the reporting period

The Company classifies all other liabilities as non-current.

Deferred tax assets and liabilities are classified as non-current assets and liabilities.

The operating cycle is the time between the acquisition of assets for processing and their realisation in cash and cash equivalents. The Company has identified twelve months as its operating cycle.

2.3 Summary of significant accounting policies

(a) Foreign currency translation

(i) Functional and presentation currency

Items included in the financial statements of the Company are measured using the currency of the primary economic environment in which the entity operates ('the functional currency'). The financial statements are presented in Indian rupee (₹), which is entity's functional and presentation currency.

(ii) Transactions and balances

Foreign currency transactions are translated into the functional currency using the exchange rates at the dates of the transactions. Monetary items denominated in foreign currency at the year end and not covered under forward exchange contracts are translated at the functional currency spot rate of exchange at the reporting date. Foreign exchange gains and losses resulting from the settlement of such transactions and from the translation of monetary assets and liabilities denominated in foreign currencies at year end exchange rates are generally recognised in profit or loss.

Foreign exchange differences regarded as an adjustment to borrowing costs are presented in the consolidated statement of profit and loss, within finance costs. All other foreign exchange gains and losses are presented in the statement of profit and loss on a net basis within other gains/(losses).

Non-monetary items that are measured in terms of historical cost in a foreign currency are translated using the exchange rates at the dates of the initial transactions. Non-monetary items that are measured at fair value in a foreign currency are translated using the exchange rates at the date when the fair value was determined. Translation differences on assets and liabilities carried at fair value are reported as part of the fair value gain or loss.

(iii) Foreign operations

For the purposes of presenting these consolidated financial statements, the assets and liabilities of Group's foreign operations, are translated to the Indian Rupees at exchange rates at the end of each reporting period. The income and expenses of such foreign operations are translated at the average exchange rates for the period. Resulting foreign currency differences are recognised to retained earnings and presented within equity as part of Foreign Currency Translation Reserve.

(b) Fair value measurement

The Company measures financial instruments, such as, derivatives at fair value at each balance sheet date. Fair value is the price that would be received to sell an asset or paid to transfer a liability in an orderly transaction between market participants at the measurement date. The fair value measurement is based on the presumption that the transaction to sell the asset or transfer the liability takes place either:

- In the principal market for the asset or liability, or
- In the absence of a principal market, in the most advantageous market for the asset or liability

Notes form an integral part of the Standalone Financial Statements (Contd.) for the Year Ended March 31, 2023

The principal or the most advantageous market must be accessible by the Company. The fair value of an asset or a liability is measured using the assumptions that market participants would use when pricing the asset or liability, assuming that market participants act in their economic best interest.

A fair value measurement of a non-financial asset takes into account a market participant's ability to generate economic benefits by using the asset in its highest and best use or by selling it to another market participant that would use the asset in its highest and best use.

The Company uses valuation techniques that are appropriate in the circumstances and for which sufficient data are available to measure fair value, maximising the use of relevant observable inputs and minimising the use of unobservable inputs.

The Company categorises assets and liabilities measured at fair value into one of three levels as follows:

- **Level 1 – Quoted (unadjusted)**

This hierarchy includes financial instruments measured using quoted prices.

- **Level 2**

Level 2 inputs are inputs other than quoted prices included within Level 1 that are observable for the asset or liability, either directly or indirectly.

- **Level 3**

Level 3 inputs are unobservable inputs for the asset or liability.

(c) **Non-current assets held for sale**

Non-current assets and disposal groups are classified as held for sale if their carrying amount will be recovered principally through a sale transaction rather than through continuing use. This condition is regarded as met only when the asset (or disposal group) is available for immediate sale in its present condition subject only to terms that are usual and customary for sales of such asset (or disposal group) and its sale is highly probable. Management must be committed to the sale, which should be expected to qualify for recognition as a completed sale within one year from the date of classification.

Non-current assets (and disposal groups) classified as held for sale are measured at the lower of their carrying amount and fair value less costs to sell and are disclosed separately under the head "Other Current Assets". once classified as held for sale are not depreciated or amortised.

(d) **Property, plant and equipment**

For transition to Ind AS, the Company has elected to continue with the carrying value of its Property, Plant and Equipment (PPE) recognised as of April 01, 2016 (transition date) measured as per the Previous GAAP and used that carrying value as its deemed cost as on the transition date.

PPE are stated at actual cost less accumulated depreciation and impairment loss. Actual cost is inclusive of freight, installation cost, duties, taxes and other incidental expenses for bringing the asset to its working conditions for its intended use (net of recoverable taxes) and any cost directly attributable to bring the asset into the location and condition necessary for it to be capable of operating in the manner intended by the Management. It include professional fees and borrowing costs for qualifying assets.

When parts of an item of property, plant and equipment have different useful lives, they are accounted for as separate items (major components) of property, plant and equipment.

Each part of an item of property, plant and equipment with a cost that is significant in relation to the total cost of the item is depreciated separately. When significant parts of plant and equipment are required to be replaced at intervals, the Company depreciates them separately based on their specific useful lives. Likewise, when a major inspection is performed, its cost is recognised in the carrying amount of the plant and equipment as a replacement if the recognition criteria are satisfied. All other repair and maintenance costs are recognised in profit or loss as incurred.

Notes form an integral part of the Standalone Financial Statements (Contd.) for the Year Ended March 31, 2023

Subsequent expenditure related to an item of property, plant and equipment is added to its book value only if it increases the future benefits from its previously assessed standard of performance. All other expenses on existing property, plant and equipment, including day-to-day repair and maintenance expenditure and cost of replacing parts, are charged to the statement of profit and loss for the period during which such expenses are incurred.

Borrowing costs directly attributable to acquisition of property, plant and equipment which take substantial period of time to get ready for its intended use are also included to the extent they relate to the period till such assets are ready to be put to use.

Advances paid towards the acquisition of Property, plant and equipment are disclosed as "Capital advances" under "Other Non - Current Assets" and the cost of assets not ready intended use as at the balance sheet date are disclosed as 'Capital work-in-progress' net of accumulated impairment loss, if any.

Software for internal use, which is primarily acquired from third-party vendors and which is an integral part of a tangible asset, including consultancy charges for implementing the software, is capitalised as part of the related tangible asset. Subsequent costs associated with maintaining such software are recognised as expense as incurred. The capitalised costs are amortised over the estimated useful life of the software or the remaining useful life of the tangible fixed asset, whichever is lower.

An item of PPE is de-recognised upon disposal or when no future economic benefits are expected to arise from the continued use of the asset. Any gain or loss arising on the disposal or retirement of an item of PPE is determined as the difference between the sales proceeds and the carrying amount of the asset and is recognised in the Statement of Profit and Loss when the asset is derecognised.

Expenditure directly relating to construction activity is capitalised. Indirect expenditure incurred during construction period is capitalised to the extent to which the expenditure is indirectly related to construction or is incidental thereto. Other indirect expenditure (including borrowing costs) incurred during the construction period which is neither related to the construction activity nor is incidental thereto is charged to the statement of profit and loss.

Depreciation methods, estimated useful lives and residual value

Depreciation of these PPE commences when the assets are ready for their intended use.

Depreciation is calculated on straight line basis using the useful lives estimated by the management, which are equal to those prescribed under Schedule II to the Companies Act, 2013.

The residual values are not more than 5% of the original cost of the asset.

On assets acquired on lease (including improvements to the leasehold premises), amortisation has been provided for on Straight Line Method over the period of lease.

The estimated useful lives and residual values are reviewed on an annual basis and if necessary, changes in estimates are accounted for prospectively. An asset's carrying amount is written down immediately to its recoverable amount if the asset's carrying amount is greater than its estimated recoverable amount.

Depreciation on subsequent expenditure on PPE arising on account of capital improvement or other factors is provided for prospectively over the remaining useful life.

(e) Other Intangible assets

For transition to Ind AS, the Company has elected to continue with the carrying value of intangible assets recognised as of April 01, 2016 (transition date) measured as per the Previous GAAP and use that carrying value as its deemed cost as on the transition date.

Other intangible assets that are acquired by the Company and that have finite useful lives are measured at cost less accumulated amortisation and accumulated impairment losses. The cost of intangible assets acquired in a business combination is their fair value at the date of acquisition.

Notes form an integral part of the Standalone Financial Statements (Contd.) for the Year Ended March 31, 2023

Computer software

Costs associated with maintaining software programmes are recognised as an expense as incurred. Development costs that are directly attributable to the design and testing of identifiable and unique software products controlled by the Company are recognised as intangible assets when the following criteria are met:

- it is technically feasible to complete the software so that it will be available for use
- management intends to complete the software and use it
- there is an ability to use the software
- it can be demonstrated how the software will generate probable future economic benefits
- adequate technical, financial and other resources to complete the development and to use the software are available, and
- the expenditure attributable to the software during its development can be reliably measured.

Research and Development

Expenditures on research activities undertaken with the prospect of gaining new scientific or technical knowledge and understanding are recognised in the statement of profit and loss when incurred.

Development activities involve a plan or design for the production of new or substantially improved products and processes. Development expenditures are capitalised only if

- development costs can be measured reliably;
- the product or process is technically and commercially feasible;
- future economic benefits are probable and
- the Company intends to, and has sufficient resources to complete development and to use or sell the asset.

The expenditures to be capitalised include the cost of materials and other costs directly attributable to preparing the asset for its intended use. Other development expenditures are recognised in the statement of profit and loss as incurred.

In-Process Research and Development assets ("IPR&D") or Intangible assets under development

Acquired research and development intangible assets that are under development are recognised as In-Process Research and Development assets ("IPR&D") or Intangible assets under development. IPR&D assets are not amortised, but evaluated for potential impairment on an annual basis or when there are indications that the carrying value may not be recoverable. Any impairment charge on such IPR&D assets is recorded in the statement of profit and loss under "Impairment of non-current assets".

Subsequent expenditures are capitalised only when they increase the future economic benefits embodied in the specific asset to which they relate. All other expenditures, including expenditures on internally generated goodwill and brands, is recognised in the statement of profit and loss as incurred.

Subsequent expenditure on an IPR&D asset acquired separately or in a business combination and recognised as an intangible asset is:

- a) recognised as an expense when incurred, if it is a research expenditure;
- b) recognised as an expense when incurred, if it is a development expenditure that does not satisfy the criteria for recognition as an intangible asset in paragraph 57 of Ind AS 38; and
- c) added to the carrying amount of the acquired IPR&D asset, if it is a development expenditure that satisfies the recognition criteria in paragraph 57 of Ind AS 38

An intangible asset is derecognised on disposal, or when no future economic benefits are expected from use or disposal. Gains or losses arising from de-recognition of an intangible asset, measured as the difference between the

Notes form an integral part of the Standalone Financial Statements (Contd.) for the Year Ended March 31, 2023

net disposal proceeds and the carrying amount of the asset, and are recognised in the Statement of Profit and Loss when the asset is derecognised.

Amortisation methods and periods

Amortisation is recognised in the statement of profit and loss on a straight-line basis over the estimated useful lives of intangible assets. The amortisation expense is recognised in the statement of profit and loss account in the expense category that is consistent with the function of the intangible asset. Intangible assets that are not available for use are amortised from the date they are available for use.

The amortisation period and the amortisation method for intangible assets with a finite useful life are reviewed at each reporting date. Changes in the expected useful lives or expected pattern of consumption of future economic benefits embodied in the assets are considered to modify the amortisation period or method, as appropriate and are treated as change in accounting estimate.

Goodwill, intangible assets relating to products in development, other intangible assets not available for use and intangible assets having indefinite useful life are subject to impairment testing at each reporting date. All other intangible assets are tested for impairment when there are indications that the carrying value may not be recoverable. All impairment losses are recognised immediately in the statement of profit and loss under "Impairment of non current assets"

(f) Impairment of non financial assets

The Company assesses, at each reporting date, whether there is an indication that an asset may be impaired. If any indication exists, or when annual impairment testing for an asset is required, the Company estimates the asset's recoverable amount. An asset's recoverable amount is the higher of an asset's fair value less costs of disposal and its value in use. Recoverable amount is determined for an individual asset, unless the asset does not generate cash inflows that are largely independent of those from other assets or groups of assets. When the carrying amount of an asset exceeds its recoverable amount, the asset is considered impaired and is written down to its recoverable amount.

In assessing value in use, the estimated future cash flows are discounted to their present value using a pre-tax discount rate that reflects current market assessments of the time value of money and the risks specific to the asset. In determining fair value less costs of disposal, recent market transactions are taken into account. If no such transactions can be identified, an appropriate valuation model is used.

Impairment losses of continuing operations, including impairment on inventories, are recognised in the statement of profit and loss. After impairment, depreciation is provided on the revised carrying amount of the asset over its remaining useful life.

A previously recognised impairment loss (except for goodwill) is reversed only if there has been a change in the assumptions used to determine the asset's recoverable amount since the last impairment loss was recognised. The reversal is limited to the carrying amount of the asset.

(g) Leases

A contract is, or contains, a lease if the contract conveys the right to control the use of an identified asset for a period of time in exchange for consideration.

(i) As a lessee

The Company has only short term leases or low value leases. The Company has elected not to apply the requirements of Ind AS 116 Leases to short-term leases of all assets that have a lease term of 12 months or less and leases for which the underlying asset is of low value. Payments associated with short-term leases and all leases of low-value assets are recognised on a straight-line basis as an expense in the statement of profit and loss.

Notes form an integral part of the Standalone Financial Statements (Contd.) for the Year Ended March 31, 2023

(ii) As a lessor

Leases are classified as finance leases when substantially all of the risks and rewards of ownership transfer from the Company to the lessee. Amounts due from lessees under finance leases are recorded as receivables at the Company's net investment in the leases. Finance lease income is allocated to accounting periods so as to reflect a constant periodic rate of return on the net investment outstanding in respect of the lease.

Lease income from operating leases where the Company is a lessor is recognised in income on a straight-line basis over the lease term unless the receipts are structured to increase in line with expected general inflation to compensate for the expected inflationary cost increases. The respective leased assets are included in the balance sheet based on their nature.

(h) Inventories

Inventories consist of Raw Materials, Stores and Spares, Packing Materials, Work-in Progress, Goods in Transit and Finished Goods and are measured at the lower of cost and net realisable value

Cost includes expenditures incurred in acquiring the inventories, production or conversion costs and other costs incurred in bringing them to their existing location and condition.

Cost of Raw Materials, Stores & Spares and Packing Materials is determined using First in First out (FIFO) Method. Cost of Work-in-Progress and Finished Goods is determined on absorption costing method.

Net realisable value is the estimated selling price in the ordinary course of business, less the estimated costs of completion and selling expenses.

(i) Revenue recognition

(i) Revenue is recognised upon transfer of control of promised goods or services to Customers (i.e. when performance obligation is satisfied) for an amount that reflects the consideration which the Company expects to receive in exchange for those products or services. The point at which control passes is determined based on terms of agreement with the customer or as per general industry / market practice.

Revenue is measured based on the transaction price, which is the consideration, adjusted for trade discounts, allowances or any other price concessions as may be agreed with the customers at the time of sale. Revenues also excludes Goods and Services Tax (GST) or any other taxes collected from the Customers and net of returns and discounts.

(ii) In respect of other fixed-price contracts, revenue is recognised using percentage-of-completion method ('POC method') of accounting with contract costs incurred determining the degree of completion of the performance obligation.

(iii) Interest income

Interest income, including income arising from other financial instruments measured at amortised cost, is recognised using the effective interest rate method.

(iv) Dividend income

Dividend income is recognised when the Company's right to receive the payment is established, which is generally when shareholders approve the dividend.

(j) Income Taxes

Income tax expense comprises current tax expense and the net change in the deferred tax asset or liability during the year. Current and deferred taxes are recognised in statement of profit and loss, except when they relate to items that are recognised in other comprehensive income or directly in equity, in which case, the current and deferred tax are also recognised in other comprehensive income or directly in equity, respectively.

Notes form an integral part of the Standalone Financial Statements (Contd.) for the Year Ended March 31, 2023

(i) Current income tax

Current income tax for current and prior periods is recognised at the amount expected to be paid to or recovered from the tax authorities, using the tax rates and tax laws that have been enacted or substantively enacted on the reporting date. The Company offsets current tax assets and current tax liabilities, where it has a legally enforceable right to set off the recognised amounts and where it intends either to settle on a net basis, or to realise the asset and settle the liability simultaneously.

(ii) Deferred tax

Deferred income tax is recognised using the balance sheet approach. Deferred tax is recognised on temporary differences at the balance sheet date between the tax base of assets and liabilities and their carrying amounts for financial reporting purposes, except when the deferred income tax arises from the initial recognition of goodwill or an asset or liability in a transaction that is not a business combination and affects neither accounting nor taxable profit or loss at the time of the transaction.

Deferred income tax assets are recognised for all deductible temporary differences, carry forward of unused tax credits and unused tax losses, to the extent that it is probable that taxable profit will be available against which the deductible temporary differences, and the carry forward of unused tax credits and unused tax losses can be utilised.

The carrying amount of deferred income tax assets is reviewed at each balance sheet date and reduced to the extent that it is no longer probable that sufficient taxable profit will be available to allow all or part of the deferred income tax asset to be utilised.

Deferred income tax assets and liabilities are measured at the tax rates that are expected to apply in the period when the asset is realised or the liability is settled, based on tax rates (and tax laws) that have been enacted or substantively enacted at the balance sheet date.

Deferred tax assets and deferred tax liabilities are offset if a legally enforceable right exists to set off current tax assets against current tax liabilities and the deferred taxes relate to the same taxable entity and the same taxation authority.

(iii) Minimum Alternate Tax

MAT payable for a year is charged to the statement of profit and loss as current tax. The Company recognises MAT credit available in the statement of profit and loss as deferred tax with a corresponding asset only to the extent that there is probable certainty that the Company will pay normal income tax during the specified period, i.e., the period for which MAT credit is allowed to be carried forward. The said asset is shown as 'MAT Credit Entitlement' under Deferred Tax. The Company reviews the same at each reporting date and writes down the asset to the extent the Company does not have the probable certainty that it will pay normal tax during the specified period.

(k) Financial Instruments

A financial instrument is any contract that gives rise to a financial asset of one entity and a financial liability or equity instrument of another entity. Financial assets and financial liabilities are recognised when a Company becomes a party to the contractual provisions of the instruments.

Financial assets

Initial Recognition

All financial assets are recognised initially at fair value plus, in the case of financial assets not recorded at fair value through profit or loss, transaction costs that are attributable to the acquisition of the financial asset. Purchases or sales of financial assets that require delivery of assets within a time frame are recognised on the trade date, i.e., the date that the Company commits to purchase or sell the asset.

Notes form an integral part of the Standalone Financial Statements (Contd.) for the Year Ended March 31, 2023

Trade receivables are recognised initially at the amount of consideration that is unconditional unless they contain significant financing components, in which case they are recognised at fair value. The Company's trade receivables do not contain any significant financing component and hence are measured at the transaction price measured under Ind AS 115 "Revenue from Contracts with Customers".

Subsequent measurement

For purposes of subsequent measurement, financial assets are classified in four categories:

- Debt instruments at amortised cost
- Debt instruments at fair value through other comprehensive income (FVTOCI)
- Debt instruments and equity instruments at fair value through profit or loss (FVTPL)
- Equity instruments measured at fair value through other comprehensive income (FVTOCI)

(i) Debt instruments at amortised cost

A 'debt instrument' is measured at the amortised cost if both the following conditions are met:

- the asset is held within a business model whose objective is to hold assets for collecting contractual cash flows, and
- the contractual terms of the financial asset give rise on specified dates to cash flows that are solely payments of principal and interest on the principal amount outstanding.

After initial measurement, such financial assets are subsequently measured at amortised cost using the effective interest rate (EIR) method. Amortised cost is calculated by taking into account any discount or premium on acquisition and fees or costs that are an integral part of the EIR. The EIR amortisation is included in Other Income in the profit or loss. The losses arising from impairment are recognised in the profit or loss.

(ii) Debt instrument at FVTOCI

A 'debt instrument' is measured as at FVTOCI if both of the following criteria are met:

- the objective of the business model is achieved both by collecting contractual cash flows and selling the financial assets, and
- the contractual terms of the financial asset give rise on specified dates to cash flows that are solely payments of principal and interest on the principal amount outstanding.

Debt instruments included within the FVTOCI category are measured initially as well as at each reporting date at fair value. Fair value movements are recognised in the OCI. However, the Company recognises interest income, impairment losses and reversals and foreign exchange gain or loss in the statement of profit and loss. On derecognition of the asset, cumulative gain or loss previously recognised in OCI is reclassified to the statement of profit and loss. Interest earned while holding a FVTOCI debt instrument is reported as interest income using the effective interest rate method

(iii) Debt instrument at FVTPL

FVTPL is a residual category for debt instruments. Any debt instrument, which does not meet the criteria for categorisation as at amortised cost or as FVTOCI, is classified as at FVTPL.

In addition, the Company may elect to designate a debt instrument, which otherwise meets amortised cost or FVTOCI criteria, as at FVTPL. However, such election is allowed only if doing so reduces or eliminates a measurement or recognition inconsistency (referred to as an "accounting mismatch").

Debt instruments included within the FVTPL category are measured at fair value with all changes recognised in the statement of profit and loss"

Notes form an integral part of the Standalone Financial Statements (Contd.) for the Year Ended March 31, 2023

(iv) Equity instruments measured at FVTOCI

All equity instruments in scope of Ind AS 109 are measured at fair value. Equity instruments which are held for trading are classified as at FVTPL. For all other equity instruments, the Company may make an irrevocable election to present subsequent changes in the fair value in OCI. The Company makes such election on an instrument-by-instrument basis. The classification is made on initial recognition and is irrevocable.

If the Company decides to classify an equity instrument as at FVTOCI, then all fair value changes on the instrument, including foreign exchange gain or loss and excluding dividends, are recognised in the OCI. There is no recycling of the amounts from OCI to profit or loss, even on sale of investment. However, the Company may transfer the cumulative gain or loss within equity

Equity instruments included within the FVTPL category are measured at fair value with all changes recognised in the profit or loss.

All recognised financial assets are subsequently measured in their entirety at either amortised cost or fair value, depending on the classification of the financial assets.

(v) Cash and Cash equivalents

The Company considers all highly liquid financial instruments, which are readily convertible into known amounts of cash that are subject to an insignificant risk of change in value and having original maturities of three months or less from the date of purchase, to be cash equivalents. Cash and cash equivalents consist of balances with banks which are unrestricted for withdrawal and usage.

Investments in subsidiaries, Associates and Joint Ventures

The Company has accounted for its subsidiaries, Associates and Joint Ventures at cost.

De-recognition

A financial asset (or, where applicable, a part of a financial asset or part of a group of similar financial assets) is primarily derecognised (i.e. removed from the Company's balance sheet) when:

- The contractual rights to receive cash flows from the asset have expired, or
- The Company has transferred its rights to receive contractual cash flows from the asset or has assumed an obligation to pay the received cash flows in full without material delay to a third party under a 'pass-through' arrangement, and either (a) the Company has transferred substantially all the risks and rewards of the asset, or (b) the Company has neither transferred nor retained substantially all the risks and rewards of the asset, but has transferred control of the asset."

When the Company has transferred its rights to receive cash flows from an asset or has entered into a pass-through arrangement, it evaluates if and to what extent it has retained the risks and rewards of ownership. When it has neither transferred nor retained substantially all of the risks and rewards of the asset, nor transferred control of the asset, the Company continues to recognise the transferred asset to the extent of the Company's continuing involvement. In that case, the Company also recognises an associated liability. The transferred asset and the associated liability are measured on a basis that reflects the rights and obligations that the Company has retained.

Impairment of trade receivables and other financial assets

In accordance with Ind AS 109, the Company applies expected credit loss (ECL), simplified model approach for measurement and recognition of Impairment loss on Trade receivables or any contractual right to receive cash or another financial asset that result from transactions that are within the scope of Ind AS 115.

The Company follows 'simplified approach' for recognition of impairment loss allowance on trade receivables or any contractual right to receive cash or another financial asset.

Notes form an integral part of the Standalone Financial Statements (Contd.)

for the Year Ended March 31, 2023

ECL impairment loss allowance (or reversal) recognised during the year is recognised as income / expense in the statement of Profit and Loss.

Financial liabilities

Classification as debt or equity

Debt and equity instruments issued by the Company are classified as either financial liabilities or as equity in accordance with the substance of the contractual arrangements and the definitions of a financial liability and an equity instrument.

Equity instruments

An equity instrument is any contract that evidences a residual interest in the assets of an entity after deducting all of its liabilities. Equity instruments issued by the Company are recognised at the proceeds received, net of direct issue costs.

Repurchase of the Company's own equity instruments is recognised and deducted directly in equity. No gain or loss is recognised in profit or loss on the purchase, sale, issue or cancellation of the Company's own equity instruments.

Initial recognition and measurement

Financial liabilities are recognised when the Company becomes a party to the contractual provisions of the instrument. Financial liabilities are initially measured at the amortised cost unless at initial recognition, they are classified as fair value through profit and loss.

Subsequent measurement

Financial liabilities are subsequently measured at amortised cost using the effective interest rate method. Financial liabilities carried at fair value through profit or loss are measured at fair value with all changes in fair value recognised in the statement of profit and loss.

(i) Trade and other payables

These amounts represent liabilities for goods and services provided to the Company prior to the end of financial year which are unpaid. Trade and other payables are presented as current liabilities unless payment is not due within 12 months after the reporting year. They are recognised initially at their fair value and subsequently measured at amortised cost using the effective interest method.

(ii) Loans and borrowings

After initial recognition, interest-bearing loans and borrowings are subsequently measured at amortised cost using the EIR method. Gains and losses are recognised in profit or loss when the liabilities are derecognised as well as through the EIR amortisation process.

(iii) Financial guarantee contracts

Financial guarantee contracts are those contracts that require a payment to be made to reimburse the holder for a loss it incurs because the specified debtor fails to make a payment when due in accordance with the terms of a debt instrument. Financial guarantee contracts are recognised initially as a liability at fair value and if not designated as at FVTPL, are subsequently measured at the higher of the amount of loss allowance determined as per impairment requirements of Ind AS 109 and the amount initially recognised less cumulative amount of income recognised.

De-recognition

A financial liability is derecognised when the obligation under the liability is discharged or cancelled or expires.

Notes form an integral part of the Standalone Financial Statements (Contd.) for the Year Ended March 31, 2023

Embedded derivatives

Derivatives embedded in non-derivative host contracts that are not financial assets within the scope of Ind AS 109 are accounted for as separate derivatives and recorded at fair value if their economic characteristics and risks are not closely related to those of the host contracts and the host contracts are not held for trading or designated at fair value through profit or loss. These embedded derivatives are measured at fair value with changes in fair value recognised in profit or loss, unless designated as effective hedging instruments.

Reclassification of financial assets

The Company determines classification of financial assets and liabilities on initial recognition. After initial recognition, no reclassification is made for financial assets which are equity instruments and financial liabilities. For financial assets which are debt instruments, a reclassification is made only if there is a change in the business model for managing those assets. Changes to the business model are expected to be infrequent. The Company's senior management determines change in the business model as a result of external or internal changes which are significant to the Company's operations. Such changes are evident to external parties. A change in the business model occurs when the Company either begins or ceases to perform an activity that is significant to its operations. If the Company reclassifies financial assets, it applies the reclassification prospectively from the reclassification date which is the first day of the immediately next reporting period following the change in business model. The Company does not restate any previously recognised gains, losses (including impairment gains or losses) or interest.

Derivative financial instruments and hedge accounting

Initial recognition and subsequent measurement

The Company uses derivative financial instruments, such as forward currency contracts, full currency swap, options and interest rate swaps to hedge its foreign currency risks and interest rate risks respectively. Such derivative financial instruments are initially recognised at fair value on the date on which a derivative contract is entered into and are subsequently re-measured at fair value at the end of each reporting period. Derivatives are carried as financial assets when the fair value is positive and as financial liabilities when the fair value is negative.

Any gains or losses arising from changes in the fair value of derivatives are taken directly to profit or loss, except for the effective portion of cash flow hedges, which is recognised in OCI and later reclassified to profit or loss when the hedge item affects profit or loss or treated as basis adjustment if a hedged forecast transaction subsequently results in the recognition of a non-financial asset or non-financial liability.

For the purpose of hedge accounting, hedges are classified as:

- Fair value hedges when hedging the exposure to changes in the fair value of a recognised asset or liability or an unrecognised firm commitment.
- Cash flow hedges when hedging the exposure to variability in cash flows that is either attributable to a particular risk associated with a recognised asset or liability or a highly probable forecast transaction or the foreign currency risk in an unrecognised firm commitment

At the inception of a hedge relationship, the Company formally designates and documents the hedge relationship to which the Company wishes to apply hedge accounting and the risk management objective and strategy for undertaking the hedge. The documentation includes the Company's risk management objective and strategy for undertaking hedge, the hedging/economic relationship, the hedged item or transaction, the nature of the risk being hedged, hedge ratio and how the entity will assess the effectiveness of changes in the hedging instrument's fair value in offsetting the exposure to changes in the hedged item's fair value or cash flows attributable to the hedged risk. Such hedges are expected to be highly effective in achieving offsetting changes in Fair value or cash flows and are assessed on an ongoing basis to determine that they actually have been highly effective throughout the financial reporting periods for which they were designated.

Notes form an integral part of the Standalone Financial Statements (Contd.) for the Year Ended March 31, 2023

Hedges that meet the strict criteria for hedge accounting are accounted for, as described below:

(i) Fair value hedges

Changes in fair value of the designated portion of derivatives that qualify as fair value hedges are recognised in profit or loss immediately, together with any changes in the fair value of the hedged asset or liability that are attributable to the hedged risk.

(ii) Cash flow hedges

The effective portion of changes in the fair value of the hedging instrument is recognised in OCI in the cash flow hedge reserve, while any ineffective portion is recognised immediately in profit or loss. The Company uses forward currency contracts as hedges of its exposure to foreign currency risk in forecast transactions and firm commitments. Amounts recognised as OCI are transferred to profit or loss when the hedged transaction affects profit or loss, such as when a forecast sale occurs. When the hedged item is the cost of a non-financial asset or non-financial liability, the amounts recognised as OCI are transferred to the initial carrying amount of the non-financial asset or liability.

If the hedging instrument expires or is sold, terminated or exercised or if its designation as a hedge is revoked, or when the hedge no longer meets the criteria for hedge accounting, any cumulative gain or loss previously recognised in OCI remains separately in equity until the forecast transaction occurs or the foreign currency firm commitment is met. When a forecast transaction is no longer expected to occur, the gain or loss accumulated in equity is recognised immediately in profit or loss.

(l) Convertible financial instrument

Convertible instruments are separated into liability and equity components based on the terms of the contract.

On issuance of the convertible instruments, the fair value of the liability component is determined using a market rate for an equivalent non-convertible instrument. This amount is classified as a financial liability measured at amortised cost (net of transaction costs) until it is extinguished on conversion or redemption.

The remainder of the proceeds is allocated to the conversion option that is recognised and included in equity since conversion option meets Ind AS 32 criteria for fixed to fixed classification. Transaction costs are deducted from equity, net of associated income tax. The carrying amount of the conversion option is not remeasured in subsequent years.

Transaction costs are apportioned between the liability and equity components of the convertible instrument based on the allocation of proceeds to the liability and equity components when the instruments are initially recognised.

(m) Employee benefits

(i) Short-term obligations

Liabilities for wages and salaries, including non-monetary benefits that are expected to be settled wholly within 12 months after the end of the period in which the employees render the related service are recognised in respect of employees' services up to the end of the reporting period and are measured at the amounts expected to be paid when the liabilities are settled. The liabilities are presented as current employee benefit obligations in the balance sheet.

(ii) Other long-term employee benefit obligations

The liabilities for earned leave and sick leave are not expected to be settled wholly within 12 months after the end of the period in which the employees render the related service. They are therefore measured as the present value of expected future payments to be made in respect of services provided by employees up to the end of the reporting period using the projected unit credit method. The benefits are discounted using the market yields at the end of the reporting period that have terms approximating to the terms of the related obligation.

Notes form an integral part of the Standalone Financial Statements (Contd.) for the Year Ended March 31, 2023

The obligations are presented as current liabilities in the balance sheet if the entity does not have an unconditional right to defer settlement for at least twelve months after the reporting period, regardless of when the actual settlement is expected to occur.

(iii) Post-employment obligations

The Company operates the following post-employment schemes:

- (a) defined benefit plans viz. gratuity,
- (b) defined contribution plans viz. provident fund.

(a) Gratuity obligations

The liability or asset recognised in the balance sheet in respect of defined benefit gratuity plans is the present value of the defined benefit obligation at the end of the reporting period less the fair value of plan assets. The defined benefit obligation is calculated annually by actuaries using the projected unit credit method.

The present value of the defined benefit obligation is determined by discounting the estimated future cash outflows by reference to market yields at the end of the reporting period on government bonds that have terms approximating to the terms of the related obligation.

The net interest cost is calculated by applying the discount rate to the net balance of the defined benefit obligation and the fair value of plan assets. This cost is included in employee benefit expense in the statement of profit and loss.

Remeasurement gains and losses arising from experience adjustments and changes in actuarial assumptions are recognised in the period in which they occur, directly in other comprehensive income. They are disclosed as "Remeasurements of net defined benefit plans" under the head "Other Comprehensive Income" in the statement of changes in equity.

Changes in the present value of the defined benefit obligation resulting from plan amendments or curtailments are recognised immediately in profit or loss as past service cost.

(b) Defined contribution plans

The Company pays provident fund contributions to publicly administered provident funds as per local regulations. The Company has no further payment obligations once the contributions have been paid. The contributions are accounted for as defined contribution plans and the contributions are recognised as employee benefit expense when they are due. Prepaid contributions are recognised as an asset to the extent that a cash refund or a reduction in the future payments is available.

(vi) Termination benefits

Termination benefits are recognised as an expense in the statement of profit and loss when the Company is demonstrably committed, without realistic possibility of withdrawal, to a formal detailed plan to either terminate employment before the normal retirement date, or to provide termination benefits as a result of an offer made to encourage voluntary redundancy. Termination benefits for voluntary redundancies are recognised as an expense in the statement of profit and loss if the Company has made an offer encouraging voluntary redundancy, it is probable that the offer will be accepted, and the number of acceptances can be estimated reliably

(v) Compensated Absences

Compensated absences which are expected to occur within twelve months after the end of the period in which the employee renders the related services are recognised as undiscounted liability at the balance sheet date. Compensated absences which are not expected to occur within twelve months after the end of the period in

Notes form an integral part of the Standalone Financial Statements (Contd.) for the Year Ended March 31, 2023

which the employee renders the related services are recognised as an actuarially determined liability at the present value of the defined benefit obligation at the balance sheet date using the Projected Unit Credit Method.

(n) Provisions, Contingent Liabilities and Contingent Assets

Provisions are recognised when the Company has a present obligation (legal or constructive) as a result of a past event and it is probable that an outflow of resources, that can be reliably estimated, will be required to settle such an obligation and a reliable estimate can be made of the amount of obligation.

If the effect of the time value of money is material, provisions are determined by discounting the expected future cash flows to net present value using an appropriate pre-tax discount rate that reflects current market assessments of the time value of money and, where appropriate, the risks specific to the liability. Unwinding of the discount is recognised in the Statement of Profit and Loss as a finance cost. Provisions are reviewed at each reporting date and are adjusted to reflect the current best estimate.

A present obligation that arises from past events where it is either not probable that an outflow of resources will be required to settle or a reliable estimate of the amount cannot be made, is disclosed as a contingent liability. Contingent liabilities are also disclosed when there is a possible obligation arising from past events, the existence of which will be confirmed only by the occurrence or non-occurrence of one or more uncertain future events not wholly within the control of the Company.

Claims against the Company where the possibility of any outflow of resources in settlement is remote, are not disclosed as contingent liabilities.

Contingent assets are not recognised in the financial statements. A contingent asset is disclosed where an inflow of economic benefits is probable. Contingent assets are assessed continually and, if it is virtually certain that an inflow of economic benefits will arise, the asset and related income are recognised in the period in which the change occurs.

(o) Borrowing costs

General and specific borrowing costs that are directly attributable to the acquisition, construction or production of a qualifying asset are capitalised during the period of time that is required to complete and prepare the asset for its intended use or sale. Qualifying assets are assets that necessarily take a substantial period of time to get ready for their intended use or sale.

Investment income earned on the temporary investment of specific borrowings pending their expenditure on qualifying assets is deducted from the borrowing costs eligible for capitalisation. Other borrowing costs are expensed in the year in which they are incurred.

Borrowing costs consists of interest and other costs that an entity incurs in connection with the borrowing of funds.

(p) Segment Reporting - Identification of Segments

An operating segment is a component of the Company that engages in business activities from which it may earn revenues and incur expenses, whose operating results are regularly reviewed by the Company's chief operating decision maker to make decisions for which discrete financial information is available. Based on the management approach as defined in Ind AS 108, the chief operating decision maker evaluates the Company's performance and allocates resources based on an analysis of various performance indicators by geographic segments.

(q) Earnings per share

Basic earnings per share are computed by dividing the net profit after tax by the weighted average number of equity shares outstanding during the year. Diluted earnings per share is computed by dividing the profit after tax by the weighted average number of equity shares considered for deriving basic earnings per share and also the weighted average number of equity shares that could have been issued upon conversion of all dilutive potential equity shares.

Notes form an integral part of the Standalone Financial Statements (Contd.) for the Year Ended March 31, 2023

(r) Cash and cash equivalents

Cash and cash equivalents in the Balance Sheet comprise cash at bank and in hand and short-term deposits with banks having the maturity of three months or less which are subject to insignificant risk of changes in value.

(s) Cash Flow Statement

Cash Flows are reported using the indirect method, whereby profit before tax is adjusted for the effects of transactions of a non-cash nature, any deferrals or accruals of past or future operating cash receipts or payments and item of income or expenses associated with investing or financing cash flows. The cash flows from operating, investing and financing activities of the Company are segregated.

(t) Dividends

The Company recognises a liability to make dividend distributions to equity holders of the Company when the distribution is authorised and the distribution is no longer at the discretion of the Company. As per the corporate laws in India, a distribution is authorised when it is approved by the shareholders. A corresponding amount is recognised directly in equity.

(u) Significant accounting judgements, estimates and assumptions

The preparation of these financial statements in conformity with the recognition and measurement principles of Ind AS requires the management of the Company to make judgement, estimates and assumptions that affect the reported balances of assets and liabilities, disclosures relating to contingent liabilities as at the date of the financial statements and the reported amounts of income and expense for the periods presented. Actual results may differ from these estimates.

Estimates and underlying assumptions are reviewed on an ongoing basis. Revisions to accounting estimates are recognised in the period in which the estimates are revised and future periods are affected.

In particular, information about significant areas of estimation uncertainty and critical judgements in applying accounting policies that have the most significant effect on the amounts recognised in the financial statements is included in the following notes:

- (i) Impairment of non - financial assets - Note 2.3(f)
- (ii) Useful lives of property, plant and equipment and intangible assets - Note 2.3(d) and (e)
- (iii) Valuation of deferred tax assets - Note 2.3(j)(ii)
- (iv) Defined benefit plans - Note 2.3(m)(iii)(a)
- (v) Provisions and contingent liabilities - 2.3(n)
- (vi) Fair value measurement - 2.3(b)

3 RECENT PRONOUNCEMENTS

Ministry of Corporate Affairs ("MCA") notifies new standard or amendments to the existing standards under Companies (Indian Accounting Standards) Rules as issued from time to time. On March 31, 2023, MCA amended the Companies (Indian Accounting Standards) Rules, 2015 by issuing the Companies (Indian Accounting Standards) Amendment Rules, 2023, applicable from April 01, 2023, as below:

IND AS 1 – PRESENTATION OF FINANCIAL STATEMENTS

The amendments require companies to disclose their material accounting policies rather than their significant accounting policies. Accounting policy information, together with other information, is material when it can reasonably be expected to influence decisions of primary users of general purpose financial statements. The Company does not expect this amendment to have any significant impact in its standalone financial statements.



Notes form an integral part of the Standalone Financial Statements (Contd.) for the Year Ended March 31, 2023

IND AS 12 – INCOME TAXES

The amendments clarify how companies account for deferred tax on transactions such as leases and decommissioning obligations. The amendments narrowed the scope of the recognition exemption in paragraphs 15 and 24 of Ind AS 12 (recognition exemption) so that it no longer applies to transactions that, on initial recognition, give rise to equal taxable and deductible temporary differences. The Company does not expect this amendment to have any significant impact in its standalone financial statements.

IND AS 8 – ACCOUNTING POLICIES, CHANGES IN ACCOUNTING ESTIMATES AND ERRORS

The amendments will help entities to distinguish between accounting policies and accounting estimates. The definition of a change in accounting estimates has been replaced with a definition of accounting estimates. Under the new definition, accounting estimates are "monetary amounts in financial statements that are subject to measurement uncertainty". Entities develop accounting estimates if accounting policies require items in financial statements to be measured in a way that involves measurement uncertainty. The Company does not expect this amendment to have any significant impact in its standalone financial statements.

Notes form an integral part of the Standalone Financial Statements (Contd.) for the Year Ended March 31, 2023

4 PROPERTY, PLANT AND EQUIPMENT

(₹ in Lacs)

Particulars	Freehold Land	Buildings	Plant and Equipment	Furniture and Fixtures	Vehicles	Office Equipment	Computer	Total
Gross Carrying Value								
As at April 01, 2021	444.61	1,541.20	3,743.13	134.84	137.10	33.97	74.05	5,586.31
Additions	-	32.27	241.84	10.64	10.43	1.18	16.21	312.57
Disposals/Transfer	-	-	-	-	9.54	-	-	9.54
As at March 31, 2022	444.61	1,573.47	3,984.97	145.48	137.99	35.15	90.26	6,411.93
Additions	-	28.54	471.25	0.15	29.41	5.72	19.36	554.43
Disposals/Transfer	-	-	-	-	-	-	-	-
As at March 31, 2023	444.61	1,602.01	4,456.22	145.63	167.40	40.87	109.62	6,966.36
Accumulated depreciation and impairment								
As at April 01, 2021	-	269.29	1,155.27	58.57	88.04	23.61	53.87	1,297.80
Depreciation	-	67.00	254.37	14.38	17.82	3.90	8.34	365.81
Adjustments	-	-	-	-	7.21	-	-	7.21
As at March 31, 2022	-	336.29	1,409.64	72.95	98.65	27.51	62.21	2,007.25
Depreciation	-	67.92	264.18	14.32	14.94	2.55	13.03	376.94
Adjustments	-	-	-	-	-	-	-	-
As at March 31, 2023	-	404.21	1,673.82	87.27	113.59	30.06	75.24	2,384.19
Net Carrying Value								
As at March 31, 2022	444.61	1,237.18	2,575.33	72.53	39.34	7.64	28.05	4,404.68
As at March 31, 2023	444.61	1,197.80	2,782.40	58.36	53.81	10.81	34.38	4,582.16

5 INTANGIBLE ASSETS

Particulars	Product Development Cost	Total
Gross Amount		
As at April 01, 2021	351.01	14.13
Additions/Transfer	-	-
Disposals/Transfer	-	-
As at March 31, 2022	351.01	351.01
Additions/Transfer	-	-
Disposals/Transfer	-	-
As at March 31, 2023	351.01	351.01
Accumulated amortisation and impairment		
As at April 01, 2021	66.94	7.51
Amortisation	66.47	66.47
Disposals/Transfer	-	-
As at March 31, 2022	133.41	133.41
Amortisation	64.28	64.28
Disposals/Transfer	-	-
As at March 31, 2023	197.69	197.69
Net Book Value		
As at March 31, 2022	217.60	217.60
As at March 31, 2023	153.32	153.32

Notes form an integral part of the Standalone Financial Statements (Contd.)

for the Year Ended March 31, 2023

Intangible Assets Under Development Ageing Schedule

As at March 31, 2023

Intangible Assets under Development	Amount in CWIP for a period of				Total
	Less than 1 year	1-2 years	2-3 years	More than 3 years	
Projects in Progress	110.48	22.31	10.34	209.44	352.57
Projects temporarily suspended	-	-	-	-	-

As on the date of balance sheet, there are no Intangible Assets under Development projects whose completion is overdue or has exceeded the cost, based on approved plan.

As at March 31, 2022

Intangible Assets under Development	Amount in CWIP for a period of				Total
	Less than 1 year	1-2 years	2-3 years	More than 3 years	
Projects in Progress	27.55	18.86	25.32	237.95	309.68
Projects temporarily suspended	-	-	-	-	-

As on the date of balance sheet, there are no Intangible Assets under Development projects whose completion is overdue or has exceeded the cost, based on approved plan.

6 NON - CURRENT FINANCIAL ASSETS - INVESTMENT

(₹ in Lacs)

Note No.	Particulars	Face Value per share (in ₹)	As at March 31, 2023	As at March 31, 2022
a)	Investments in Equity Instruments - Quoted - (at fair value through other comprehensive income (FVTOCI))			
	30 shares (March 31, 2022: 30 shares) of Advent Computers Limited	10.00	-	-
	Sub - Total		-	-
b)	Investments in Equity Instruments - Unquoted - (at fair value through other comprehensive income (FVTOCI))			
	20,000 shares (March 31, 2022: 20,000 shares) of Kapol Co-Op. Bank Limited	10.00	2.00	2.00
	3,500 shares (March 31, 2022: 3,500 shares) of Saraswat Co-Op. Bank Limited	10.00	5.26	5.52
	Less: Provision for impairment in value of investments		(2.00)	(2.00)
	Sub - Total		5.26	5.52
c)	Investments in Government securities (non-trade) - (at amortised cost)			
	7 years national savings certificate (lodged with collector of central excise and sales tax authority-Mumbai)		0.40	0.40

Notes form an integral part of the Standalone Financial Statements (Contd.)

for the Year Ended March 31, 2023

Note No.	Particulars	Face Value per share (in ₹)	As at March 31, 2023	As at March 31, 2022
d)	Investments in Equity Instruments			
	Wholly owned subsidiary companies (Unquoted) - (at cost)			
	23,18,750 shares (March 31, 2022: 23,18,750 shares) of Kopran (H.K.) Limited, Hong Kong	1 HK\$	100.06	100.06
	50,000 shares (March 31, 2022: 50,000 shares) of Kopran Lifesciences Limited	10.00	5.00	5.00
	2,24,00,000 shares (March 31, 2022: 2,24,00,000 shares) of Kopran Research Laboratories Limited.	10.00	25,896.00	25,831.76
	Sub - Total		26,001.06	25,936.82
	Total		26,006.72	25,942.74
	Aggregate amount of quoted Investments		0.24	0.24
	Market value of quoted investments		-	-
	Aggregate amount of unquoted Investments		26,005.66	25,941.41
	Aggregate amount of impairment in value of investments		2.00	2.00

7 NON - CURRENT FINANCIAL ASSETS - OTHERS

(₹ in Lacs)

Particulars	As at March 31, 2023	As at March 31, 2022
Unsecured, considered good		
Security deposits	336.67	292.47
Total	336.67	292.47

8 OTHER NON - CURRENT ASSETS

(₹ in Lacs)

Particulars	As at March 31, 2023	As at March 31, 2022
Considered good		
Capital advances	73.35	99.61
Prepaid expenses	48.86	14.18
Total	122.21	113.79

Notes form an integral part of the Standalone Financial Statements (Contd.)
for the Year Ended March 31, 2023

9 INVENTORIES

(₹ in Lacs)

Particulars	As at March 31, 2023	As at March 31, 2022
(Valued at lower of cost and net realisable value)		
Raw materials {Includes stocks in transit ₹ 320.71 Lacs (March 31, 2022: ₹ 201.95 Lacs)}	3,418.14	2,316.98
Work-in-progress	427.33	758.07
Finished goods	553.24	577.48
Stores and spares	29.88	29.64
Packing materials	331.57	469.08
Total	4,760.16	4,151.25

10 CURRENT FINANCIAL ASSETS - TRADE RECEIVABLES

(₹ in Lacs)

Particulars	As at March 31, 2023	As at March 31, 2022
Undisputed Receivable from other parties		
Unsecured, Considered Good	8,174.21	5,906.87
Significant increase in credit risk	-	13.72
Credit impaired	36.43	8.00
Undisputed Receivable from related parties		
Unsecured, considered good - Receivable from subsidiary - Kopran Research Laboratories Limited	207.04	-
Less: Allowance for Expected credit loss	(36.43)	(15.40)
Total	8,381.25	5,913.19

Particulars	Undisputed Trade Receivables	Undisputed Trade Receivables
Outstanding for following periods from date of Invoice		
	Unsecured, Considered Good	Unsecured, Considered Good
Less than 6 months	8,381.25	5,737.38
6 months -1 year	-	169.49
1-2 years	-	-
2-3 years	-	-
More than 3 years	-	-
Total	8,381.25	5,906.87
Outstanding for following periods from date of Invoice		
	Significant increase in credit risk	Significant increase in credit risk
Less than 6 months	-	-
6 months -1 year	-	-
1-2 years	-	13.72
2-3 years	-	-

Notes form an integral part of the Standalone Financial Statements (Contd.) for the Year Ended March 31, 2023

Particulars	Undisputed Trade Receivables	Undisputed Trade Receivables
More than 3 years	-	-
Total	-	13.72
	(B)	
Outstanding for following periods from date of Invoice	Credit impaired	Credit impaired
Less than 6 months	-	-
6 months -1 year	-	-
1-2 years	-	-
2-3 years	16.36	5.14
More than 3 years	20.07	2.86
Total	36.43	8.00
	(C)	
	(A + B + C)	
Less: Allowance for Expected credit loss	(36.43)	(15.40)
Total	8,381.25	5,913.19

11 CURRENT FINANCIAL ASSETS - CASH AND CASH EQUIVALENTS

(₹ in Lacs)

Particulars	As at March 31, 2023	As at March 31, 2022
Balances with Banks		
In current accounts	90.80	9.91
In fixed deposit accounts (Maturity of less than 3 months)	11.53	11.53
Cash on hand	1.37	3.69
Total	103.70	25.13

12 CURRENT FINANCIAL ASSETS - BANK BALANCES OTHER THAN CASH AND CASH EQUIVALENTS

(₹ in Lacs)

Particulars	As at March 31, 2023	As at March 31, 2022
Earmarked balances with banks		
Unpaid dividend account	30.75	18.29
Fixed deposits (Maturity of more than 3 months & less than 12 months) (Held as margin money or security against the guarantees)	125.01	211.77
Total	155.76	230.06

13 CURRENT FINANCIAL ASSETS - LOANS

(₹ in Lacs)

Particulars	As at March 31, 2023	As at March 31, 2022
Unsecured, considered good		
Loans to employees	62.53	48.92
Total	62.53	48.92

Notes form an integral part of the Standalone Financial Statements (Contd.)
for the Year Ended March 31, 2023

14 CURRENT FINANCIAL ASSETS - OTHERS

(₹ in Lacs)

Particulars	As at	As at
	March 31, 2023	March 31, 2022
Foreign currency forward / option contracts	-	45.84
Interest receivable	7.11	4.10
Total	7.11	49.94

15 OTHER CURRENT ASSETS

(₹ in Lacs)

Particulars	As at	As at
	March 31, 2023	March 31, 2022
Prepaid Expenses	170.19	133.06
Balance with statutory / government authorities	5,309.36	4,532.20
Others	22.36	23.53
Total	5,501.91	4,688.79

16 EQUITY SHARE CAPITAL

(₹ in Lacs)

Particulars	As at March 31, 2023		As at March 31, 2022	
	Number	Amount	Number	Amount
Authorised				
Equity Shares of ₹ 10 each	5,62,50,000	5,625.00	5,62,50,000	5,625.00
Preference Shares of ₹ 10 each	1,37,50,000	1,375.00	1,37,50,000	1,375.00
Total	7,00,00,000	7,000.00	7,00,00,000	7,000.00
Issued				
Equity Shares of ₹ 10 each fully paid up	4,82,12,601	4,821.26	4,82,10,605	4,821.26
Subscribed and Paid up				
Equity Shares of ₹ 10 each fully paid up	4,82,10,605	4,821.06	4,82,10,605	4,821.06
Less: Calls in-Arrears (Other than Director's)	-	-	-	-
Add: Equity Shares forfeited (amount originally paid up)	-	-	-	-
Total	4,82,10,605	4,821.06	4,82,10,605	4,821.06

(i) Reconciliation of Number of Equity Shares

(₹ in Lacs)

Particulars	As at	As at
	March 31, 2023	March 31, 2022
	Number of Shares	Number of Shares
Opening Balance	4,82,10,605	4,32,52,602
Add : Shares Issued during the year	-	49,59,999
Less: Shares forfeited during the year *	-	1,996
Closing Balance	4,82,10,605	4,82,10,605

Notes form an integral part of the Standalone Financial Statements (Contd.) for the Year Ended March 31, 2023

* The corporate Affairs Committee, a Board Committee of the Company in its meeting held on February 12, 2021, had forfeited 1,996 partly paid-up Equity Shares of ₹ 10 each, as the call amount outstanding at the rate of ₹ 20 per share (consisting of ₹ 5 towards face value and ₹ 15 towards securities premium) had remained unpaid. The same was disclosed under the head Equity Share Capital. During the year 2021-22, the management had cancelled the aforesaid forfeited 1996 equity shares aggregating to ₹ 0.10 Lacs as the same shall not be reissued and the same was transferred to "Capital Reserve" under the head "Other Equity".

(ii) Rights, Preferences and Restrictions attaching to each class of shares Equity Shares having a face value of ₹ 10

As to voting

The Company has only one class of shares referred to as equity shares having a face value of ₹ 10. Each holder of the equity share is entitled to one vote per share.

As to distribution of dividends

The Shareholders are entitled to receive dividend in proportion to the amount of paid up equity shares held by them. The dividend proposed by the Board of Directors is subject to approval of the shareholders in the ensuing Annual General Meeting, except in case of interim dividend which is recognised on approval by Board of Directors.

As to repayment of capital

In the event of liquidation of the Company, the holders of equity shares are entitled to receive the remaining assets of the Company after distribution of all preferential amounts. The distribution will be in proportion of the number of shares held by the shareholders.

(iii) Shares held by Holding / Ultimate Holding Company and / or their Subsidiaries / Associates

There is no Holding Company or Ultimate Holding Company of the Company. Accordingly, disclosures pertaining to shares of the Company held by holding company or its ultimate holding company including shares held by subsidiaries or associates of the holding company or the ultimate holding company is not applicable.

(iv) Details of shareholders holding more than 5% shares in the Company

(₹ in Lacs)

Name of Shareholder	As at March 31, 2023		As at March 31, 2022	
	No. of Shares held	% of Holding	No. of Shares held	% of Holding
Equity Shares of ₹ 10 each fully paid				
Panorama Finvest Pvt Limited	38,00,000	7.88%	38,00,000	8.79%
Sarvamangal Mercantile Co. Limited	29,02,951	6.02%	29,02,951	6.71%
Oricon Enterprises Limited	62,17,183	12.90%	59,61,758	13.78%
Rajendra Somani	20,53,750	4.26%	23,24,250	5.37%

Notes form an integral part of the Standalone Financial Statements (Contd.)

for the Year Ended March 31, 2023

(v) Details of Shares held by the Promoters of the Company

(₹ in Lacs)

Promoter Name	As at March 31, 2023			As at March 31, 2022		
	No of Shares	% of total Shares	% Change during the Year	No of Shares	% of total Shares	% Change during the Year
Equity Shares of ₹ 10 each fully paid						
Rajendra Somani	20,53,750	4.26%	(11.63%)	23,24,250	4.82%	(10.29%)
Susheel Somani	8,71,900	1.81%	0.00%	8,71,900	1.81%	(10.29%)
Hridai Susheel Somani	1,16,900	0.24%	0.00%	1,16,900	0.24%	(10.29%)
Mridula Somani	4,99,400	1.04%	118.18%	2,28,900	0.47%	(10.29%)
Surendra Somani	5,03,075	1.04%	0.00%	5,03,075	1.04%	(10.29%)
Jaya Somani	2,58,500	0.54%	0.00%	2,58,500	0.54%	(10.29%)
Adarsh Somani	1,81,250	0.38%	0.00%	1,81,250	0.38%	(10.29%)
Suhrid Somani	93,300	0.19%	0.00%	93,300	0.19%	(10.29%)
Vandana Somani	3,25,200	0.67%	0.00%	3,25,200	0.67%	(10.29%)
Kumkum Somani	35,635	0.07%	0.00%	35,635	0.07%	(10.29%)
Varun Somani	2,72,500	0.57%	0.00%	2,72,500	0.57%	(10.29%)
Nupur Somani	2,70,000	0.56%	0.00%	2,70,000	0.56%	(10.29%)
Hazarimall Somani	21,000	0.04%	100.00%	-	-	-
Debonair Publication Pvt Limited	1,000	0.00%	0.00%	1,000	0.00%	(10.29%)
G Claridge & Company Limited	3,42,500	0.71%	0.00%	3,42,500	0.71%	(10.29%)
Oricon Enterprises Limited	62,17,183	12.90%	0.00%	62,17,183	12.90%	(6.45%)
Parijat Shipping and Finale Limited	3,85,209	0.80%	0.00%	3,85,209	0.80%	(10.29%)
Kopran Lifestyle Limited	3,950	0.01%	0.00%	3,950	0.01%	(10.29%)
Sarvamangal Mercantile Co Limited	29,02,951	6.02%	0.00%	29,02,951	6.02%	(10.29%)
United Shippers Limited	22,00,000	4.56%	0.00%	22,00,000	4.56%	100.00%
Panorama Finvest Pvt Limited	38,00,000	7.88%	0.00%	38,00,000	7.88%	(10.29%)

17 OTHER EQUITY

(₹ in Lacs)

Particulars	As at March 31, 2023	As at March 31, 2022
Reserves and Surplus		
Capital Reserve	1,484.84	1,484.74
General Reserve	814.21	814.21
Securities Premium	24,408.37	24,408.37
Export Allowance Reserve	0.40	0.40
Retained Earnings	7,920.29	6,241.35
Sub - Total - A	34,628.11	32,949.07

Notes form an integral part of the Standalone Financial Statements (Contd.) for the Year Ended March 31, 2023

(₹ in Lacs)

Particulars	As at March 31, 2023	As at March 31, 2022
Other Comprehensive Income (OCI)		
Equity Instruments through OCI	2.56	2.75
Remeasurements of net defined benefit plans	106.91	99.43
Sub - Total - B	109.47	102.18
Total - A + B	34,737.58	33,051.25

Note

Refer statement of changes in equity for details of movements in the balances of each items of Reserves and Surplus and OCI under the head "Other Equity" and the nature and purpose of each reserve.

18 NON - CURRENT FINANCIAL LIABILITIES - BORROWINGS

(₹ in Lacs)

Particulars	As at March 31, 2023	As at March 31, 2022
Secured		
Term Loans		
From Others - Vehicle loan	30.19	7.50
Inter corporate deposits		
Others	200.00	200.00
Total	230.19	207.50

Security, rate of interest and terms of repayment

a) Vehicle loans are secured by way of hypothecation of vehicles.

Rate of Interest - 7.73% p.a. to 8.91% p.a.

Terms of repayment are as under:

March 31, 2024 - ₹ 7.04 Lacs

March 31, 2025 - ₹ 7.63 Lacs

March 31, 2026 - ₹ 8.31 Lacs

March 31, 2027 - ₹ 14.25 Lacs

b) Inter-corporate deposits from other parties are unsecured.

Rate of Interest - 10.00% p.a.

Inter corporate deposits are repayable as under:

March 31, 2025 - ₹ 200 Lacs

Notes form an integral part of the Standalone Financial Statements (Contd.)
for the Year Ended March 31, 2023

19 NON - CURRENT LIABILITIES - PROVISIONS

(₹ in Lacs)

Particulars	As at March 31, 2023	As at March 31, 2022
Gratuity	354.47	334.84
Leave encashment	78.89	68.56
Total	433.36	403.41

20 DEFERRED TAX ASSETS/ (LIABILITIES) (NET)

(₹ in Lacs)

Particulars	As at March 31, 2023	As at March 31, 2022
Deferred tax liabilities (Gross)		
Relating to depreciation on fixed assets	424.04	435.23
Fair value of equity instruments through OCI	0.62	0.69
(a)	424.66	435.92
Deferred Tax Assets (Gross)		
Provision for gratuity	100.59	96.72
Provision for leave encashment	29.45	26.32
Provision for expected credit loss	3.95	3.95
Provision for bonus	5.22	5.06
Provision for impairment in value of investments	0.51	0.51
(b)	139.72	132.56
Net Deferred tax assets/(liabilities) - (b) - (a)	(284.94)	(303.36)

21 CURRENT FINANCIAL LIABILITIES - BORROWINGS

(₹ in Lacs)

Particulars	As at March 31, 2023	As at March 31, 2022
Secured, Repayable on demand		
From banks		
Cash credit / packing credit	2,280.04	2,666.14
Buyers credit	271.19	-
Current maturities of long-term debt (for Security, rate of interest and terms of repayment refer Note No. 21(a) and (c) above)	7.04	8.57
Unsecured, repayable on demand		
Loan from Director	-	22.00
Loan from Kopran Research Laboratories Limited	-	786.20
Total	2,558.27	3,482.91

Security and rate of interest

Cash credit / packing credit / buyers credit is secured by:

Notes form an integral part of the Standalone Financial Statements (Contd.) for the Year Ended March 31, 2023

1st pari passu hypothecation charge on entire stocks and receivables of the Company both present and future.

2nd pari passu charge on entire fixed assets of the Company both present and future.

Corporate Guarantee of Subsidiary Company - Koprana Research Laboratories Limited and personal guarantee of director / promoter aggregating to ₹ 2,885.00 Lacs.

Rate of Interest on cash credit - 8.55% p.a. to 11.60% p.a.

Rate of Interest on packing credit - SOFR + 200 bps to SOFR +230bps

Rate of Interest on buyers credit - SOFR + 40 bps to SOFR + 100 bps.

22 TRADE PAYABLES

(₹ in Lacs)

Particulars	As at March 31, 2023	As at March 31, 2022
Due to micro and small enterprises (Refer Note No. 50)	53.46	72.32
Due to Koprana Research Laboratories Limited	1,769.06	-
Due to Others [including acceptances ₹ Nil (March 31, 2022: Nil)]	4,413.18	2,906.87
Total	6,235.70	2,979.19
Ageing of Trade Payables		
Outstanding for following periods from due date of Invoice		
Due to Others		
Less than 1 year	6,112.14	2,794.53
Less than 1 year- Unbilled	27.16	35.61
1-2 years	23.17	0.24
2-3 years	-	0.85
More than 3 years	19.77	75.64
Total	6,182.24	2,906.87
Due to micro and small enterprises		
Less than 1 year	53.46	72.32
1-2 years	-	-
2-3 years	-	-
More than 3 years	-	-
Total	53.46	72.32

Notes form an integral part of the Standalone Financial Statements (Contd.)
for the Year Ended March 31, 2023

23 CURRENT FINANCIAL LIABILITIES - OTHER

(₹ in Lacs)

Particulars	As at March 31, 2023	As at March 31, 2022
Interest accrued	2.30	-
Unpaid Dividends	30.75	18.29
Security deposits	5.00	5.00
Foreign currency forward / option contracts	45.08	-
Other payables		
Creditors for capital goods	57.59	65.37
Employees payables	253.92	184.43
Creditors for expenses	530.91	611.80
Provision for expenses	98.39	32.71
Total	1,023.94	917.60

24 OTHER CURRENT LIABILITIES

(₹ in Lacs)

Particulars	As at March 31, 2023	As at March 31, 2022
Advance from customers	145.21	125.08
Statutory liabilities	50.53	43.87
Total	195.74	168.95

25 CURRENT LIABILITIES - PROVISIONS

(₹ in Lacs)

Particulars	As at March 31, 2023	As at March 31, 2022
Gratuity	38.08	42.61
Leave encashment	36.04	34.16
Total	74.12	76.77

Notes form an integral part of the Standalone Financial Statements (Contd.) for the Year Ended March 31, 2023

26 REVENUE FROM OPERATIONS

(₹ in Lacs)

Particulars	Year Ended March 31, 2023	Year Ended March 31, 2022
Sale of products	26,889.24	20,336.22
Other operating revenues		
Scrap sales	26.87	28.08
Export Incentive	115.60	87.73
Service Income	277.77	-
Total	27,309.48	20,452.04

27 OTHER INCOME

(₹ in Lacs)

Particulars	Year Ended March 31, 2023	Year Ended March 31, 2022
Dividend income		
Long - term investments	1,456.07	0.07
Interest Income		
On Fixed Deposit	7.53	13.23
Others	2.99	126.70
Liabilities written back (net)	3.51	68.19
Net gain on foreign currency transaction and translation	73.88	410.37
Financial guarantee obligation	64.25	62.50
Miscellaneous income	0.36	121.62
Total	1,608.59	802.68

28 COST OF MATERIAL CONSUMED

(₹ in Lacs)

Particulars	Year Ended March 31, 2023	Year Ended March 31, 2022
Raw material consumption		
Opening stock	2,316.98	1,419.88
Add: Purchases	12,718.13	11,661.72
	15,035.11	13,081.60
Less : Closing stock	3,418.14	2,316.98
Sub - Total	11,616.97	10,764.62
Packing materials consumption		
Opening stock	469.09	365.23
Add: Purchases	1,986.63	2,191.44
	2,455.72	2,556.67
Less : Closing stock	331.58	469.09
Sub - Total	2,124.14	2,087.58
Total	13,741.11	12,852.20

Notes form an integral part of the Standalone Financial Statements (Contd.)
for the Year Ended March 31, 2023

29 CHANGES IN INVENTORIES OF FINISHED GOODS AND WORK-IN-PROGRESS

(₹ in Lacs)

Particulars	Year Ended March 31, 2023	Year Ended March 31, 2022
Opening Inventories		
Finished goods	577.48	404.59
Work in progress	758.06	538.16
	1,335.54	942.75
Closing Inventories		
Finished goods	553.24	577.48
Work in progress	427.32	758.06
	980.56	1,335.54
Total	354.98	(392.79)

30 EMPLOYEE BENEFITS EXPENSE

(₹ in Lacs)

Particulars	Year Ended March 31, 2023	Year Ended March 31, 2022
Salaries and Wages	2,195.36	1,817.26
Contribution to Provident and Other Funds	113.63	104.76
Staff welfare expenses	205.68	183.43
Total	2,514.67	2,105.45

31 FINANCE COSTS

(₹ in Lacs)

Particulars	Year Ended March 31, 2023	Year Ended March 31, 2022
Interest expense	161.50	173.83
Other borrowing cost	105.67	121.46
Total	267.17	295.29

32 OTHER EXPENSES

(₹ in Lacs)

Particulars	Year Ended March 31, 2023	Year Ended March 31, 2022
Stores and spares consumed	212.02	194.76
Power and fuel	758.38	650.65
Rent	78.07	123.84
Repairs and maintenance		
Building	16.47	36.69
Machinery	23.51	21.83
Others	82.91	65.19
Insurance	50.81	37.74
Commission on sales	573.62	609.32

Notes form an integral part of the Standalone Financial Statements (Contd.) for the Year Ended March 31, 2023

(₹ in Lacs)

Particulars	Year Ended March 31, 2023	Year Ended March 31, 2022
Selling and distribution expenses	92.98	16.32
Product Registration Charges	88.77	20.04
Job work charges	669.51	594.66
Packing, freight and forwarding	505.68	736.18
Payment to auditors (Refer Note No. 42)	9.00	9.02
Loss on sale of Shares	-	0.22
Housekeeping and office maintainance	64.21	62.29
Printing and stationery	43.41	32.62
Postage, telegram and telephone	30.24	28.32
Travelling and conveyance	144.37	108.24
Legal and professional fees	473.12	479.73
Rates and taxes	44.44	42.05
Security charges	34.19	36.23
Directors' sitting fees	4.68	5.86
Sundry balances written off	-	46.65
Add/(Less): Provision for Expected credit loss written back	21.03	(15.49)
Corporate Social Responsibility Expenses	40.00	40.87
Loss on Sale of License	39.91	-
Miscellaneous expenses	133.15	38.77
Total	4,234.48	4,022.60

33 CAPITAL COMMITMENTS & CONTINGENT LIABILITIES

(₹ in Lacs)

Particulars	As at March 31, 2023	As at March 31, 2022
a) Contingent liabilities		
Guarantees given by the Company's bankers on behalf of the Company	169.78	137.91
Corporate guarantee given for loan taken by subsidiary (to the extent amount utilised)	3,286.89	3,068.57
Disputed tax Matters		
Excise duty demand disputed in appeal	0.44	0.44
Service tax demand disputed in appeal	507.95	507.95
Sales tax demand disputed in appeal	-	17.85
Income tax demand disputed in appeal	207.56	207.56
Other claims / demands against company not acknowledged as debts		
a) Demand under Drug Price Control Order - 95 (DPCO - 95) demand disputed in appeal	591.34	591.34
b) Others	13.24	13.24

Notes form an integral part of the Standalone Financial Statements (Contd.)

for the Year Ended March 31, 2023

b) Supreme Court Judgement on computation of provident fund contribution

On February 28, 2019, the Honorable Supreme Court of India delivered a judgement in the case of 'Vivekananda Vidyamandir and Others Vs The Regional Provident Fund Commissioner (II) West Bengal' in relation to non-exclusion of certain allowances from the definition of "basic wages" of the relevant employees for the purposes of determining contribution to provident fund under the Employees' Provident Funds & Miscellaneous Provisions Act, 1952. The Employees' Provident Fund Organisation also issued a circular (Circular No. C-1/1(33)2019/Vivekananda Vidyamandir/284) dated March 20, 2019 in relation to aforesaid matter. There is uncertainty and ambiguity in interpreting and giving effect to the guidelines of Honourable Supreme Court vide its ruling in February 2019, in relation to the scope of compensation on which the organisation and its employees are to contribute towards Provident Fund. The Company will evaluate its position and act, as clarity emerges.

(₹ in Lacs)

Particulars	As at March 31, 2023	As at March 31, 2022
c) Capital Commitments		
Estimated amounts of contracts remaining to be executed on capital account (net of advances) and not provided for	33.52	8.18

34 BASIC AND DILUTED EARNINGS PER SHARE [EPS] COMPUTED IN ACCORDANCE WITH IND AS 33 "EARNINGS PER SHARE"

(₹ in Lacs)

Particulars	Year Ended March 31, 2023	Year Ended March 31, 2022
Net Profit as per the Statement of Profit and Loss available for Equity Shareholders (₹ in Lacs)	3,125.28	1,174.42
Number of Equity Shares outstanding (No's in Lacs)	482.11	482.11
Weighted average number of Equity Shares for Basic and Diluted Earnings Per Share (No's in Lacs)	482.11	443.10
Nominal value of equity shares ₹	10.00	10.00
Earnings Per Share:		
Basic (in ₹)	6.48	2.65
Diluted (in ₹)	6.48	2.65

35 CIF VALUE OF IMPORTS

(₹ in Lacs)

Particulars	Year Ended March 31, 2023	Year Ended March 31, 2022
Raw Materials	4,032.33	1,346.13
Traded Goods	1,545.36	94.33
Capital Goods	-	21.02
Total	5,577.70	1,461.48

Notes form an integral part of the Standalone Financial Statements (Contd.)

for the Year Ended March 31, 2023

36 EXPENDITURE IN FOREIGN CURRENCY

(₹ in Lacs)

Particulars	Year Ended March 31, 2023	Year Ended March 31, 2022
Commission	508.57	544.44
Registration Fees	55.18	18.28
Bank Interest on Buyers Credit	11.27	1.41
Selling and distribution expenses	2.44	0.30
Travelling Expenses	27.62	15.99
Research & Development Charges	1.25	2.66
Plant Inspection Charges	28.81	7.16
Others	31.10	31.88
Total	666.25	622.12

37 EARNINGS IN FOREIGN CURRENCY

(₹ in Lacs)

Particulars	Year Ended March 31, 2023	Year Ended March 31, 2022
FOB Value of Exports	24,642.47	19,492.54
Total	24,642.47	19,492.54

38 DISCLOSURE PURSUANT TO IND AS 19 "EMPLOYEE BENEFITS"

a) Defined contribution plan

Contributions to defined Contribution plan, recognised are charged off for the year are as under:

(₹ in Lacs)

Particulars	Year Ended March 31, 2023	Year Ended March 31, 2022
Employer's contribution to Provident Fund	105.86	97.09
Employer's contribution to Labour Welfare Fund	0.26	0.24
Employer's contribution to ESIC	7.52	7.44
Total	113.63	104.76

b) Defined Benefit plan

The employees' gratuity scheme is a defined benefit plan. The present value of obligation is determined based on actuarial valuation using the Projected Unit Credit Method, which recognises each period of service as giving rise to additional unit of employee benefit entitlement and measures each unit separately to build up the final obligation. The obligation for leave encashment is recognised in the same manner.

Notes form an integral part of the Standalone Financial Statements (Contd.) for the Year Ended March 31, 2023

i) Gratuity Benefits (unfunded)

(₹ in Lacs)

Particulars	Year Ended March 31, 2023	Year Ended March 31, 2022
Present value of the projected benefit obligation		
Present value of benefit obligation at the beginning of the year	377.45	355.52
Interest cost	27.29	24.74
Current service cost	20.10	24.24
Past service cost	-	-
Actuarial (gains) / losses on obligations - due to change in Demographic assumptions	-	(6.64)
Actuarial (gains) / losses on obligations - due to change in financial assumptions	(9.42)	(27.84)
Actuarial (gains) / losses on obligations - due to experience	(0.61)	17.80
Benefits paid directly by employer	(22.25)	(10.37)
Present value of benefit obligation at the end of the year	392.55	377.45

(₹ in Lacs)

Particulars	Year Ended March 31, 2023	Year Ended March 31, 2022
Change in the fair value of plan assets		
Fair value of Plan Assets at the beginning of the year	-	-
Interest income	-	-
Contributions by the employer	-	-
Expected contributions by the employees	-	-
Return on plan assets, excluding interest income	-	-
Fair value of plan assets at the end of the year	-	-
Amount recognised in the Balance Sheet		
Present value obligations at the end of the year	(392.55)	(377.45)
Fair value of plan assets at the end of the year	-	-
Funded status surplus / (deficit)	(392.55)	(377.45)
Net (liability) / asset recognised in the Balance Sheet	(392.55)	(377.45)
Net interest cost for the current year		
Present value benefit obligation at the beginning of the year	377.45	355.52
Fair value of plan assets at the beginning of the year	-	-
Net liability / (asset) at the beginning	377.45	355.52
Interest cost	27.29	24.74
Interest income	-	-
Interest cost for the current year	27.29	24.74
Expenses recognised in the statement of profit or loss for the current year		
Current service cost	20.10	24.24
Net interest cost	27.29	24.74
Past service cost	-	-

Notes form an integral part of the Standalone Financial Statements (Contd.)

for the Year Ended March 31, 2023

(₹ in Lacs)

Particulars	Year Ended March 31, 2023	Year Ended March 31, 2022
Expenses recognised	47.38	48.98
Expenses recognised in the other comprehensive income (OCI) for current year		
Actuarial (gains) / losses on obligation for the year	(10.03)	(16.68)
Return on plan assets, excluding interest income	-	-
Change in asset ceiling	-	-
Net (income) / expense for the year recognised in OCI	(10.03)	(16.68)
Balance Sheet Reconciliation		
Opening net liability	377.45	355.52
Expenses recognised in the statement of profit or loss	47.38	48.98
Expenses recognised in OCI	(10.03)	(16.68)
Benefits paid directly by employer	(22.25)	(10.37)
Net liability / (asset) recognised in the Balance Sheet	392.55	377.45
Category of assets		
NIL, as Funding status is unfunded.	-	-
Maturity analysis of the benefit payments from the employer		
Projected benefits payable in future years from the date of reporting		
1st following year	38.08	42.61
2nd following year	6.78	6.22
3rd following year	13.71	9.36
4th following year	20.87	24.94
5th following year	23.07	18.94
Sum of years of 6 to 10	185.97	141.59
Sum of years of 11 and above	579.49	582.96

Sensitivity Analysis

The sensitivity analysis have been determined based on reasonably possible changes of the respective assumptions occurring at the end of the reporting period, while holding all other assumptions constant.

The sensitivity analysis presented below may not be representative of the actual change in the projected benefit obligation as it is unlikely that the change in assumptions would occur in isolation of one another as some of the assumptions may be correlated.

Furthermore, in presenting the below sensitivity analysis, the present value of the projected benefit obligation has been calculated using the projected unit credit method at the end of the reporting period, which is the same method as applied in calculating the projected benefit obligation as recognised in the balance sheet.

There was no change in the methods and assumptions used in preparing the sensitivity analysis from prior years.

Notes form an integral part of the Standalone Financial Statements (Contd.) for the Year Ended March 31, 2023

(₹ in Lacs)

Particulars	Year Ended March 31, 2023	Year Ended March 31, 2022
Projected benefit obligation on current assumptions	392.55	377.45
Delta effect of + 1% change in rate of discounting	(32.07)	(31.66)
Delta effect of - 1% change in rate of discounting	36.72	36.42
Delta effect of + 1% change in rate of salary increase	37.28	36.87
Delta effect of - 1% change in rate of salary increase	(33.07)	(32.57)
Delta effect of + 1% change in rate of employee turnover	6.68	6.01
Delta effect of - 1% change in rate of employee turnover	(7.43)	(6.69)
Assumptions used to determine the benefit obligations		
Rate of Discounting	7.50%	7.23%
Rate of salary increase	5.00%	5.00%
Rate of employee turnover	For Service 4 years and below 24.50% p.a. For Service 5 years and above 1.00% p.a	For Service 4 years and below 24.50% p.a. For Service 5 years and above 1.00% p.a
Mortality rate during employment	"Indian Assured Lives Mortality 2012-14 (Urban)"	"Indian Assured Lives Mortality 2012-14 (Urban)"

ii) Leave Encashment (unfunded)

(₹ in Lacs)

Particulars	Year Ended March 31, 2023	Year Ended March 31, 2022
Present value of the projected benefit obligation		
Present value benefit obligation at the beginning of the year	102.72	94.22
Interest cost	7.43	6.56
Current service cost	4.12	3.99
Actuarial (gains) / losses on obligations - due to change in Demographic assumptions	-	2.84
Actuarial (gains) / losses on obligations - due to change in financial assumptions	(2.11)	(6.31)
Actuarial (gains) / losses on obligations - due to experience	14.79	17.26
Benefits paid directly by employer	(12.02)	(15.84)
Present value of benefit obligation at the end of the year	114.93	102.72
Change in the Fair value of plan assets		
Fair value of plan assets at the beginning of the year	-	-
Interest Income	-	-
Contributions by the employer	-	-
Expected Contributions by the employees	-	-

Notes form an integral part of the Standalone Financial Statements (Contd.) for the Year Ended March 31, 2023

(₹ in Lacs)

Particulars	Year Ended March 31, 2023	Year Ended March 31, 2022
Return on Plan assets, excluding interest income	-	-
Fair value of Plan Assets at the end of the year	-	-
Actuarial (gains) / losses recognised in the Statement of Profit or Loss for the current year		
Actuarial (gains) / losses on obligation for the year	(12.68)	(13.79)
Return on plan assets, excluding interest income	-	-
Sub- total	(12.68)	(13.79)
Actuarial (gains) / losses recognised in the Statement of Profit or Loss	(12.68)	(13.79)
Actual Return on Plan Assets	-	-
Interest income	-	-
Return on plan assets, excluding interest income	-	-
Actual return on plan assets	-	-
Amount recognised in the Balance Sheet		
Present value obligations at the end of the year	(114.93)	(102.72)
Fair value of plan assets at the end of the year	-	-
Funded status surplus / (deficit)	(114.93)	(102.72)
Unrecognised past service cost at the end of the period	-	-
Net (liability) / asset recognised in the Balance Sheet	(114.93)	(102.72)
Net interest cost for the current year		
Present value benefit obligation at the beginning of the year	102.72	94.22
Fair value of plan assets at the beginning of the year	-	-
Net (liability) / asset at the beginning	102.72	94.22
Interest cost	7.43	6.56
Interest income	-	-
Net interest cost for the current year	7.43	6.56
Expenses recognised in the statement of profit or loss for the current year		
Current service cost	4.12	3.99
Net interest cost	7.43	6.56
Actuarial (gains) / losses	12.68	13.79
Expenses recognised in the statement of profit or loss	24.23	24.34
Balance Sheet reconciliation		
Opening net liability	102.72	94.22
Expenses recognised in the statement of profit or loss	24.23	24.34
Employers contribution	-	-
Benefits paid directly by employer	(12.02)	(15.84)
Net liability / (assets) recognised in the Balance Sheet	114.93	102.72

Notes form an integral part of the Standalone Financial Statements (Contd.) for the Year Ended March 31, 2023

(₹ in Lacs)

Particulars	Year Ended March 31, 2023	Year Ended March 31, 2022
Category of Assets		
NIL, as Funding status in unfunded	-	-
Assumptions used to determine the benefit obligations		
Rate of Discounting	7.50%	7.23%
Rate of salary increase	5.00%	5.00%
Rate of employee turnover	For Service 4 years and below 24.50% p.a. For Service 5 years and above 1.00% p.a	For Service 4 years and below 24.50% p.a. For Service 5 years and above 1.00% p.a
Mortality rate during employment	Indian Assured Lives Mortality 2012-14 (Urban)	Indian Assured Lives Mortality 2012-14 (Urban)

39 DISCLOSURE OF RELATED PARTIES/RELATED PARTY TRANSACTIONS PURSUANT TO IND AS 24 "RELATED PARTY DISCLOSURES"

(a) Names of related parties where control exists:

Enterprises Owned or Controlled (Wholly Owned Subsidiaries)	Kopran Research Laboratories Limited
	Kopran (H. K.) Limited
	Kopran Life Sciences Limited
Key Management Personnel	Surendra Somani (Executive Vice Chairman)
	Basant Kumar Soni (Chief Financial Officer)
	Sunil Sodhani (Company Secretary)
	Mr. Kamesh Venkata Bhamidipati
Enterprises Significantly influenced by KMP or their relative	Oricon Enterprises Limited
	S.K Somani Memorial Charitable Trust
	Kopran Laboratories Limited

(b) The following transactions were carried out during the year with the related parties in the ordinary course of business:

(₹ in Lacs)

Nature of Transaction	Enterprises Owned or Controlled (Wholly Owned Subsidiaries)		Key Management Personnel		Enterprises Significantly influenced by KMP or their relative		Total	
	2022-23	2021-22	2022-23	2021-22	2022-23	2021-22	2022-23	2021-22
Loan Received								
Oricon Enterprises Limited	-	-	-	-	-	2,250.00	-	2,250.00
Kopran Research Laboratories Limited	1,241.37	3,388.93	-	-	-	-	1,241.37	3,388.93
Surendra Somani (Executive Vice Chairman)	-	-	-	14.50	-	-	-	14.50
Total	1,241.37	3,388.93	-	14.50	-	2,250.00	1,241.37	5,653.43
Repayment of Loan taken								
Surendra Somani (Executive Vice Chairman)	-	-	22.00	52.00	-	-	22.00	52.00

Notes form an integral part of the Standalone Financial Statements (Contd.) for the Year Ended March 31, 2023

(₹ in Lacs)

Nature of Transaction	Enterprises Owned or Controlled (Wholly Owned Subsidiaries)		Key Management Personnel		Enterprises Significantly influenced by KMP or their relative		Total	
	2022-23	2021-22	2022-23	2021-22	2022-23	2021-22	2022-23	2021-22
Oricon Enterprises Limited	-	-	-	-	-	2,250.00	-	2,250.00
Kopran Research Laboratories Limited	2,027.57	2,602.73	-	-	-	-	2,027.57	2,602.73
Total	2,027.57	2,602.73	22.00	52.00	-	2,250.00	2,049.57	4,904.73
Purchases								
Kopran Research Laboratories Limited	2,749.68	545.02	-	-	-	-	2,749.68	545.02
Oricon Enterprises Limited	-	-	-	-	111.92	107.10	111.92	107.10
Total	2,749.68	545.02	-	-	111.92	107.10	2,861.60	652.12
Sales								
Kopran Research Laboratories Limited	1,576.52	98.16	-	-	-	-	1,576.52	98.16
Total	1,576.52	98.16	-	-	-	-	1,576.52	98.16
Interest Expense								
Oricon Enterprises Limited	-	-	-	-	-	13.04	-	13.04
Kopran Research Laboratories Limited	4.23	-	-	-	-	-	4.23	-
Total	4.23	-	-	-	-	13.04	4.23	13.04
Interest Received								
Kopran Research Laboratories Limited	-	126.56	-	-	-	-	-	126.56
Total	-	126.56	-	-	-	-	-	126.56
Loan Given								
Kopran Laboratories Limited	1.00	-	-	-	-	-	1.00	-
Kopran Research Laboratories Limited	3,161.02	15,537.65	-	-	-	-	3,161.02	15,537.65
Total	3,162.02	15,537.65	-	-	-	-	3,162.02	15,537.65
Repayment of Loan Given								
Kopran Laboratories Limited	1.00	-	-	-	-	-	1.00	-
Kopran Research Laboratories Limited	3,161.02	15,537.65	-	-	-	-	3,161.02	15,537.65
Total	3,162.02	15,537.65	-	-	-	-	3,162.02	15,537.65
Corporate Social Responsibility								
S K Somani Memorial Charitable Trust	-	-	-	-	-	12.50	-	12.50
Total	-	-	-	-	-	12.50	-	12.50
Miscellaneous Expenses								
Oricon Enterprises Limited (Rent paid)	-	-	-	-	-	120.00	-	120.00
Kopran Research Laboratories Limited (Rent)	75.00	-	-	-	-	-	75.00	-
Kopran Research Laboratories Limited (Job Work)	53.00	-	-	-	-	-	53.00	-
Kopran Research Laboratories Limited (Loss on sales of FMS/FPS)	39.91	-	-	-	-	-	39.91	-
Kopran Research Laboratories Limited	-	0.97	-	-	-	-	-	0.97
Kopran Laboratories Limited	-	-	-	-	0.16	0.10	0.16	0.10
Kopran Life Sciences Limited	-	0.01	-	-	-	-	-	0.01
Total	167.91	0.98	-	-	0.16	120.10	168.07	121.08
Sales of Licence against MEIS								



Notes form an integral part of the Standalone Financial Statements (Contd.)
for the Year Ended March 31, 2023

(₹ in Lacs)

Nature of Transaction	Enterprises Owned or Controlled (Wholly Owned Subsidiaries)		Key Management Personnel		Enterprises Significantly influenced by KMP or their relative		Total	
	2022-23	2021-22	2022-23	2021-22	2022-23	2021-22	2022-23	2021-22
Kopran Research Laboratories Limited	266.09	-	-	-	-	-	266.09	-
Total	266.09	-	-	-	-	-	266.09	-
Remuneration								
Surendra Somani	-	-	169.88	148.50	-	-	169.88	148.50
Basant Kumar Soni	-	-	21.30	22.59	-	-	21.30	22.59
Sunil Sodhani	-	-	16.74	16.24	-	-	16.74	16.24
Kamesh Venkata Bhamidipati	-	-	58.01	49.14	-	-	58.01	49.14
Total	-	-	265.93	236.47	-	-	265.93	236.47
Corporate Guarantee Given to								
Kopran Research Laboratories Limited	6,425.00	6,425.00	-	-	-	-	6,425.00	6,425.00
Total	6,425.00	6,425.00	-	-	-	-	6,425.00	6,425.00
Financial Guarantee Income								
Kopran Research Laboratories Limited	64.25	62.50	-	-	-	-	64.25	62.50
Total	64.25	62.50	-	-	-	-	64.25	62.50
Income								
Kopran Research Laboratories Limited (Rent Lease)	-	120.00	-	-	-	-	-	120.00
Kopran Research Laboratories Limited (Job Work)	277.78	-	-	-	-	-	277.78	-
Kopran Research Laboratories Limited (Dividend Received)	1,456.00	-	-	-	-	-	1,456.00	-
Kopran Laboratories Limited	-	-	-	-	-	0.06	-	0.06
Total	1,733.77	120.00	-	-	-	0.06	1,733.77	120.06
Investment in the shares of the Subsidiary Company								
Kopran Research Laboratories Limited	64.25	10,062.50	-	-	-	-	64.25	10,062.50
Total	64.25	10,062.50	-	-	-	-	64.25	10,062.50
Corporate Guarantee Given by								
Kopran Research Laboratories Limited	2,885.00	2,885.00	-	-	-	-	2,885.00	2,885.00
Total	2,885.00	2,885.00	-	-	-	-	2,885.00	2,885.00
Balance Payable as at March 31, 2023								
Kopran Research Laboratories Limited - Loan	-	786.20	-	-	-	-	-	786.20
Kopran Research Laboratories Limited - Trade Payable	1,769.06	-	-	-	-	-	1,769.06	-
Oricon Enterprises Limited - Trade Payable	-	-	-	-	496.83	564.88	496.83	564.88
Surendra Somani - Loan	-	-	-	22.00	-	-	-	22.00
Total	1,769.06	786.20	-	22.00	496.83	564.88	2,265.89	1,373.08
Balance Receivable as at March 31, 2023								
Kopran Research Laboratories Limited - Trade Receivable	207.04	-	-	-	-	-	207.04	-
Total	207.04	-	-	-	-	-	207.04	-

The sitting fees paid to non - executive directors is ₹ 4.68 Lacs (March 31, 2022 ₹ 5.86 Lacs).

Notes form an integral part of the Standalone Financial Statements (Contd.) for the Year Ended March 31, 2023

40 DISCLOSURES PURSUANT TO IND AS 108 "SEGMENT REPORTING"

The Company is primarily engaged in the business of manufacturing of "Formulation (Finished Dosage Form)" which in the context of Indian Accounting Standard (Ind AS) 108 on Operating Segments constitutes a single reportable segment.

In accordance with Ind AS 108 "Operating Segments", segment information has been given in the consolidated financial statements of the Company and therefore no separate disclosure on segment information is given in these financial statements.

41 DISCLOSURES PURSUANT TO IND AS 116 "LEASES"

a) The Company has taken office premises under operating lease.

(₹ in Lacs)

Particulars	Year Ended March 31, 2023	Year Ended March 31, 2022
Lease payments in respect of such lease recognised in statement of profit and loss account	75.00	120.00

b) The Company has not entered into any non-cancellable leases.

42 PAYMENTS TO AUDITOR (EXCLUDING TAXES)

(₹ in Lacs)

Particulars	Year Ended March 31, 2023	Year Ended March 31, 2022
As Auditor		
Audit Fees	7.50	7.50
Tax Audit Fees	1.50	1.50
Out of Pocket expenses	-	0.02
Total	9.00	9.02

43 In the opinion of the board, current assets and loans and advances are approximately of the value stated if realised in the ordinary course of business. The provision for all known and determined liabilities are adequate and not in excess of the amounts reasonably required. The Balances of few creditors are subject to their confirmation.

44 CURRENT TAX AND DEFERRED TAX

a) Income Tax Expense recognised in statement of profit and loss

(₹ in Lacs)

Particulars	Year Ended March 31, 2023	Year Ended March 31, 2022
Current Tax		
Current Income Tax Charge	587.16	374.69
Adjustments in respect of prior years	-	-
Total	587.16	374.69
Deferred Tax		
In respect of current year	(20.93)	67.31
Total	(20.93)	67.31
Total tax expense recognised in Statement of Profit and Loss	566.23	442.00

Notes form an integral part of the Standalone Financial Statements (Contd.)

for the Year Ended March 31, 2023

b) Income Tax recognised in Other Comprehensive Income

(₹ in Lacs)

Particulars	Year Ended March 31, 2023	Year Ended March 31, 2022
Deferred Tax (Liabilities) / Assets		
Net changes in Fair value of investments in equity shares carried at fair value through OCI	0.07	(0.33)
Remeasurement of Defined Benefit Obligations	(2.57)	(4.28)
Total	(2.50)	(4.61)

c) Reconciliation of income tax expense and the accounting profit multiplied by Company's domestic tax rate

(₹ in Lacs)

Particulars	Year Ended March 31, 2023	Year Ended March 31, 2022
Net profit as per Statement of Profit and Loss Account (before tax) – (i)	3,691.51	1,616.43
Corporate Tax Rate as per Income tax Act, 1961 – (ii)	25.63	29.12
Tax on Accounting Profit – (iii) = (i) * (ii)	945.97	470.70
Tax difference on account of:		
Expenses not allowable under the Income tax Act, 1961	(358.82)	(30.41)
Timing Differences - Deferred tax assets	(20.92)	1.32
Income tax expense recognised in profit and loss	566.23	442.00

d) Movement of Deferred Tax

Deferred tax assets / (liabilities) in relation to the year ended March 31, 2023

(₹ in Lacs)

Particulars	Opening Balance	Recognised in profit and Loss	Recognised in OCI	Closing Balance
Relating to depreciation on fixed assets	(435.23)	11.19	-	(424.04)
Provision for gratuity	96.72	6.44	(2.57)	100.59
Provision for leave encashment	26.32	3.13	-	29.45
Provision for expected credit loss	3.95	-	-	3.95
Provision for Bonus	5.06	0.16	-	5.22
Provision for impairment in value of investments	0.51	-	-	0.51
Fair value of equity instruments through OCI	(0.69)	-	0.07	(0.62)
Net Deferred Tax Assets/ (Liabilities)	(303.36)	20.92	(2.50)	(284.94)

Deferred tax assets / (liabilities) in relation to the year ended March 31, 2022

(₹ in Lacs)

Particulars	Opening Balance	Recognised in profit and Loss	Recognised in OCI	Closing Balance
Relating to depreciation on fixed assets	(470.63)	35.40	-	(435.23)
Provision for gratuity	103.53	(2.52)	(4.28)	96.72
Provision for leave encashment	27.44	(1.11)	-	26.32
Provision for expected credit loss	8.99	(5.05)	-	3.95
Provision for Bonus	5.63	(0.57)	-	5.06
Provision for export benefit obligation	5.18	(5.18)	-	-
Provision for impairment in value of investments	0.58	(0.07)	-	0.51
Fair value of equity instruments through OCI	(0.36)	-	(0.33)	(0.69)
MAT Credit Entitlement	88.20	(88.20)	-	-
Net Deferred Tax Assets/ (Liabilities)	(231.44)	(67.31)	(4.61)	(303.36)

Notes form an integral part of the Standalone Financial Statements (Contd.) for the Year Ended March 31, 2023

45 DETAILS OF LOANS GIVEN, COVERED U/S 186 (4) OF THE COMPANIES ACT, 2013 AND DISCLOSURE PURSUANT TO CLAUSE 34 OF THE (LISTING OBLIGATIONS AND DISCLOSURE REQUIREMENTS) REGULATIONS, 2015

(₹ in Lacs)

Particulars	Year Ended March 31, 2023	Year Ended March 31, 2022
a) Loans and advances in the nature of loans		
i) Loan to subsidiary: Kopran Research Laboratories Limited		
Loans given during the year	3,161.02	15,537.65
Balance as at the year end	-	-
Maximum amount outstanding at any time during the year	236.84	11,739.83
Purpose: Working Capital		
b) Investment in the shares of the Subsidiary Company		
Kopran Research Laboratories Limited during the year	64.25	10,062.50
For details of investments made in subsidiaries and balances as at March 31, 2022 refer Note No. 6(d)		
c) Corporate Guarantee given		
For loans sanctioned to Kopran Research Laboratories Limited	6,425.00	6,425.00

- 46 a) The Company has made provision, as required under the applicable law or accounting standards, for material foreseeable losses, if any, on long-term contracts including derivative contracts.
- b) There has been no delay in transferring amounts, required to be transferred, to the Investor Education and Protection Fund by the Company.

47 FINANCIAL INSTRUMENTS

i. Financial Instruments by Category

(₹ in Lacs)

Particulars	March 31, 2023			March 31, 2022		
	FVTPL	FVTOCI	Amortised Cost	FVTPL	FVTOCI	Amortised Cost
Financial Assets						
Non - current financial assets - Investment	-	5.26	0.40	-	5.52	0.40
Non - current financial assets - Loans receivables	-	-	336.67	-	-	292.47
Current financial assets - Trade receivables	-	-	8,381.25	-	-	5,913.19
Current financial assets - Cash and cash equivalents	-	-	103.70	-	-	25.13
Current financial assets - Bank Balances other than cash and cash equivalents	-	-	155.76	-	-	230.06
Current financial assets - Loans receivables	-	-	62.53	-	-	48.92
Current financial assets - Others	-	-	7.11	-	-	4.10
Derivatives designated as hedges - Foreign currency forward contracts	-	-	-	45.84	-	-
Total	-	5.26	9,047.42	45.84	5.52	6,514.26

Notes form an integral part of the Standalone Financial Statements (Contd.)
for the Year Ended March 31, 2023

(₹ in Lacs)

Particulars	March 31, 2023			March 31, 2022		
	FVTPL	FVTOCI	Amortised Cost	FVTPL	FVTOCI	Amortised Cost
Financial Liabilities						
Non - current financial liabilities - Borrowings	-	-	230.19	-	-	207.50
Current financial liabilities - Borrowings	-	-	2,558.27	-	-	3,482.91
Current financial liabilities - Trade payables	-	-	6,235.70	-	-	2,979.19
Current financial liabilities - Other	-	-	978.86	-	-	917.60
Derivatives designated as hedges - Foreign currency forward contracts	45.08	-	-	-	-	-
Total	45.08	-	10,003.02	-	-	7,587.20

ii. Fair Value Measurements

The fair values of the financial assets and liabilities are included at the amount at which the instrument could be exchanged in a current transaction between willing parties, other than in a forced or liquidation sale.

The Company has established the fair value hierarchy that categorises the values into 3 levels. For the inputs to valuation techniques used to measure fair value of financial instruments refer Note No. 2.3(b)

Assets and liabilities measured at fair value:

(₹ in Lacs)

Particulars	March 31, 2023			March 31, 2022		
	Level 1	Level 2	Level 3	Level 1	Level 2	Level 3
Financial Assets						
Financial Investments which are measured at FVTPL						
Investments	-	-	-	-	-	-
Financial Investments which are measured at FVTOCI						
Investments	5.26	-	-	5.52	-	-
Derivatives designated as hedges						
Foreign exchange forward contracts	-	-	-	-	45.84	-
Financial Assets which are measured at Amortised Cost						
Non - current financial assets - Investment	-	0.40	-	-	0.40	-
Non - current financial assets - Loans receivables	-	336.67	-	-	292.47	-
Current financial assets - Trade receivables	-	8,381.25	-	-	5,913.19	-
Current financial assets - Cash and cash equivalents	-	103.70	-	-	25.13	-
Current financial assets - Bank Balances other than cash and cash equivalents	-	155.76	-	-	230.06	-
Current financial assets - Loans receivables	-	62.53	-	-	48.92	-
Current financial assets - Others	-	7.11	-	-	4.10	-
Total Financial Assets	5.26	9,047.42	-	5.52	6,560.11	-

Notes form an integral part of the Standalone Financial Statements (Contd.) for the Year Ended March 31, 2023

(₹ in Lacs)

Particulars	March 31, 2023			March 31, 2022		
	Level 1	Level 2	Level 3	Level 1	Level 2	Level 3
Financial Liabilities						
Financial Liabilities which are measured at FVTPL						
Non - current financial liabilities - Borrowings	-	-	-	-	-	-
Derivatives designated as hedges						
Foreign exchange forward contracts	-	45.08	-	-	-	-
Financial Liabilities which are measured at Amortised Cost						
Non - current financial liabilities - Borrowings	-	230.19	-	-	207.50	-
Current financial liabilities - Borrowings	-	2,558.27	-	-	3,482.91	-
Current financial liabilities - Trade payables	-	6,235.70	-	-	2,979.19	-
Current financial liabilities - Other	-	978.86	-	-	917.60	-
Total Financial Liabilities	-	10,048.10	-	-	7,587.20	-

Notes:

There have been no transfers among Level 1, Level 2 and Level 3 during the period.

Financial Instrument measured at Amortised Cost

The carrying amount of financial assets and financial liabilities measured at amortised cost in the financial statements are a reasonable approximation of their fair values since the Management does not anticipate that the carrying amounts would be significantly different from the values that would eventually be received or settled.

48 CAPITAL MANAGEMENT

Capital includes issued equity capital and share premium and all other equity reserves attributable to the equity holders. The primary objective of the Company's capital management is to maximise the shareholders' value.

(₹ in Lacs)

Particulars	As at March 31, 2023	As at March 31, 2022
Non - current financial liabilities - Borrowings	230.19	207.50
Current financial liabilities - Borrowings	2,558.27	3,482.91
Less : cash and cash equivalents	(103.70)	(25.13)
Net debt (A)	2,684.76	3,665.28
Total Equity	39,558.64	37,872.41
Total Capital (B)	39,558.64	37,872.41
Capital and Net Debt C = (A) + (B)	42,243.40	41,537.69
Gearing Ratio (A) / (C)	6.36%	8.82%

The Company manages its capital structure and makes adjustments in light of changes in economic conditions and the requirements of the financial covenants. The Company monitors capital using a gearing ratio, which is net debt divided by total capital plus net debt. The Company includes within net debt, interest bearing loans and borrowings, trade and other payables, less cash and cash equivalents, excluding discontinued operations. The Company monitors capital using gearing ratio, which is total debt divided by total capital plus debt.

Notes form an integral part of the Standalone Financial Statements (Contd.) for the Year Ended March 31, 2023

In order to achieve this overall objective, the Company's capital management, amongst other things, aims to ensure that it meets financial covenants attached to the interest-bearing loans and borrowings that define capital structure requirements. Breaches in meeting the financial covenants would permit the bank to immediately call loans and borrowings. There have been no breaches in the financial covenants of any interest-bearing loans and borrowing in the current year.

No changes were made in the objectives, policies or processes for managing capital during the years ended March 31, 2023 and March 31, 2022.

49 FINANCIAL RISK MANAGEMENT OBJECTIVES AND POLICIES

The Company's principal financial liabilities comprise borrowings, trade and other payables. The main purpose of these financial liabilities is to finance the Company's operations and to provide guarantees to support its operations. The Company's principal financial assets include trade and other receivables, and cash and cash equivalents that derive directly from its operations.

The Company's business activities expose it to a variety of financial risks, namely market risks, credit risk and liquidity risk. The Company's senior management has the overall responsibility for the establishment and oversight of the Company's risk management framework. The top management is responsible for developing and monitoring the Company's risk management policies. The Company's risk management policies are established to identify and analyze the risks faced by the Company, to set appropriate risk limits and controls and to monitor risks and adherence to limits. Risk management policies and systems are reviewed regularly to reflect changes in market conditions and the Company's activities.

a) Market risk

Market risk is the risk of loss of future earnings, fair values or future cash flows that may result from a change in the price of a financial instrument. The value of a financial instrument may change as a result of changes in the interest rates, foreign currency exchange rates, equity prices and other market changes that affect market risk sensitive instruments. Market risk is attributable to all market risk sensitive financial instruments including investments and deposits, borrowings, foreign currency receivables and payables.

i) Interest Rate Risk

Interest rate risk is the risk that the fair value or future cash flows of a financial instrument will fluctuate because of changes in market interest rates. The Company's exposure to the risk of changes in market interest rates relates to the Company's long-term debt as well as short-term obligations with floating interest rates.

In order to manage its interest rate risk the Company diversifies its portfolio in accordance with the limits set by the risk management policies.

As an estimation of the approximate impact of the interest rate risk, with respect to financial instruments, the Company has calculated the impact of a 1% change in interest rates. A 1% decrease in interest rates would have led to approximately an additional ₹ 27.66 Lacs gain for year ended March 31, 2023 (₹ 36.68 Lacs gain for year ended March 31, 2022) in Interest expenses. A 1% increase in interest rates would have led to an equal but opposite effect.

Interest rate sensitivity has been calculated assuming the borrowings outstanding at the reporting date have been outstanding for the entire reporting.

ii) Foreign Currency Risk

Foreign currency risk is the risk of impact related to fair value or future cash flows of an exposure in foreign currency, which fluctuate due to changes in foreign exchange rates. The Company's exposure to the risk of changes in foreign exchange rates relates primarily to the borrowings, import of raw materials, exports of Formulations and the Company's net investments in foreign subsidiaries.

Notes form an integral part of the Standalone Financial Statements (Contd.) for the Year Ended March 31, 2023

When a derivative is entered into for the purpose of being a hedge, the Company negotiates the terms of those derivatives to match the terms of the hedged exposure.

The Company evaluates exchange rate exposure arising from foreign currency transactions. The Company follows established risk management policies. It uses derivative instruments like foreign currency forwards to hedge exposure to foreign currency risk.

Outstanding foreign currency exposure:

(₹ in Lacs)

Particulars	As at March 31, 2023		As at March 31, 2022	
	Foreign Currency Amount	Amount in ₹	Foreign Currency Amount	Amount in ₹
Receivables				
USD	95.65	7,860.45	75.94	5,756.43
EURO	2.18	195.11	1.15	97.04
GBP	1.41	143.31	2.38	237.13
Foreign Currency Bank Account				
USD	0.02	1.40	0.02	1.52
Investments				
HKD	23.19	242.54	23.19	224.46
Payables				
USD	29.10	2,391.56	11.93	904.16
GBP	0.58	58.66	0.73	73.06
EURO	0.47	41.80	0.22	18.25
Borrowings				
USD	21.05	1,729.89	16.05	1,216.59

Foreign exchange risk sensitivity:

As an estimation of the approximate impact of the interest rate risk, with respect to financial instruments, the Company has calculated the impact of a 1% change in interest rates. A 1% decrease in interest rates would have led to approximately an additional ₹ 41.97 Lacs net loss/Profit for year ended March 31, 2023 (₹ 40.98 Lacs net loss for year ended March 31, 2022) in Interest expenses. A 1% increase in interest rates would have led to an equal but opposite effect.

Forward Exchange Contracts:

Derivatives for hedging currency, outstanding are as under:

(₹ in Lacs)

Particulars	Purpose	Currency	As at	As at
			March 31, 2023	March 31, 2022
Foreign currency forward contracts	Exports	USD	97.72	110.75
Forward contract value	Exports	₹	8,055.90	8,574.22
Foreign currency forward contracts	Imports	USD	-	-
Forward contract value	Imports	₹	-	-

Notes form an integral part of the Standalone Financial Statements (Contd.) for the Year Ended March 31, 2023

iii) Other Price Risk

Other price risk is the risk that the fair value of a financial instrument will fluctuate due to changes in market traded price. Other price risk arises from financial assets such as investments in equity instruments. The Company is exposed to price risk arising mainly from investments in equity instruments recognised at FVTOCI. As at March 31, 2023, the carrying value of such equity instruments recognised at FVTOCI amounts to ₹ 5.26 Lacs (March 31, 2022 ₹ 5.52 Lacs). The details of such investments in equity instruments are given in Note 6(a) and 6(b).

The Company is mainly exposed to change in market rates of its investments in equity investments recognised at FVTOCI. A sensitivity analysis demonstrating the impact of change in market prices of these instruments from the prices existing as at the reporting date is given below:

If the equity prices had been higher / lower by 10% from the market prices existing as at March 31, 2023, Other Comprehensive Income for the year ended March 31, 2023 would increase / decrease by ₹ Nil Lacs (March 31, 2022 ₹ Nil Lacs) with a corresponding increase/decrease in Total Equity of the Company as at March 31, 2023. 10% represents management's assessment of reasonably possible change in equity prices.

b) Credit Risk

Credit risk arises when a customer or counterparty does not meet its obligations under a financial instrument or customer contract, leading to a financial loss. The Company is exposed to credit risk from its operating activities (primarily trade receivables) and from its financing / investing activities, including deposits with banks, foreign exchange transactions and financial guarantees. The Company has no significant concentration of credit risk with any counterparty.

Trade receivables:

Credit risk arising from trade receivables is managed in accordance with the Company's established policy, procedures and control relating to customer credit risk management. Credit quality of a customer is assessed based on a detailed study of credit worthiness and accordingly individual credit limits are defined/ modified.

Total Trade receivable as on March 31, 2023 is ₹ 8,381.25 Lacs (March 31, 2022 ₹ 5,913.19 Lacs). The average credit period on sale of goods is 90 to 180 days. No interest is charged on trade receivables.

An impairment analysis is performed at each reporting date on an individual basis for major clients. In addition, a large number of minor receivables are grouped into homogenous groups and assessed for impairment collectively. The calculation is based on exchange losses historical data. The maximum exposure to credit risk at the reporting date is the carrying value of each class of financial assets. The Company does not hold collateral as security. The Company evaluates the concentration of risk with respect to trade receivables as low, as its customers are located in several jurisdictions and industries and operate in largely independent markets.

The Company has used expected credit loss (ECL) model for assessing the impairment loss. For the purpose, the Company uses a provision matrix to compute the expected credit loss amount. The provision matrix takes into account external and internal risk factors and historical data of credit losses from various customers.

Movement in the expected credit loss allowance on trade receivables

Particulars	(₹ in Lacs)	
	Year Ended March 31, 2023	Year Ended March 31, 2022
Balance at the beginning of the year	15.40	30.89
Addition	21.03	-
Write - offs	-	(15.49)
Recoveries	-	-
Balance at the end of the year	36.43	15.40

Notes form an integral part of the Standalone Financial Statements (Contd.) for the Year Ended March 31, 2023

c) Liquidity Risk

Liquidity risk is the risk that the Company will face in meeting its obligations associated with its financial liabilities. The Company's approach to managing liquidity is to ensure that it will have sufficient funds to meet its liabilities when due without incurring unacceptable losses. In doing this, management considers both normal and stressed conditions. The following table shows the maturity analysis of the Company's financial liabilities based on contractually agreed undiscounted cash flows as at the Balance Sheet date.

(₹ in Lacs)

Particulars	Carrying amount	Less than 12 months	More than 12 months	Total
As at March 31, 2023				
Non - current financial liabilities - Borrowings	230.19	-	230.19	230.19
Current financial liabilities - Borrowings	2,558.27	2,558.27	-	2,558.27
Current financial liabilities - Trade payables	6,235.70	6,235.70	-	6,235.70
Current financial liabilities - Other	978.86	978.86	-	978.86
As at March 31, 2022				
Non - current financial liabilities - Borrowings	207.50	-	207.50	207.50
Current financial liabilities - Borrowings	3,482.91	3,482.91	-	3,482.91
Current financial liabilities - Trade payables	2,979.19	2,979.19	-	2,979.19
Current financial liabilities - Other	917.60	917.60	-	917.60

50 MICRO, SMALL AND MEDIUM ENTERPRISES

(₹ in Lacs)

Particulars	Year Ended March 31, 2023	Year Ended March 31, 2022
(a) The principal amount remaining unpaid to any supplier at the end of each accounting year.	53.46	72.32
(b) Interest due thereon remaining unpaid to any supplier as at the end of the accounting year.	-	-
(c) The amount of interest paid by the buyer in terms of section 16 of the Micro, Small and Medium Enterprises Development Act, 2006 (27 of 2006), along with the amount of the payment made to the supplier beyond the appointed day.	-	-
(d) The amount of interest due and payable for the period of delay in making payment (which has been paid but beyond the appointed day during the year) but without adding the interest specified under the Micro, Small and Medium Enterprises Development Act, 2006.	-	-
(e) The amount of interest accrued and remaining unpaid at the end of each accounting year.	-	-
(f) The amount of further interest remaining due and payable even in the succeeding years, until such date when the interest dues above are actually paid to the small enterprise, for the purpose of disallowance of a deductible expenditure under section 23 of the Micro, Small and Medium Enterprises Development Act, 2006.	-	-

Dues to micro, small and medium enterprises have been determined to the extent such parties have been identified on the basis of information collected by the management.

Notes form an integral part of the Standalone Financial Statements (Contd.) for the Year Ended March 31, 2023

51 CORPORATE SOCIAL RESPONSIBILITY

As per section 135 of the Companies Act, 2013, amount required to be spent by the Company during the year ended March 31, 2023 and 2022 is ₹ 39.98 Lacs and ₹ 41.86 Lacs, respectively, computed at 2% of its average net profit for the immediately preceding three financial years, on Corporate Social Responsibility (CSR). The Company incurred an amount of ₹ 40.00 Lacs and ₹ 40.87 Lacs during the year ended March 31, 2023 and 2022, respectively, towards CSR expenditure for purposes other than construction / acquisition of any asset.

(₹ in Lacs)

Particulars	As at March 31, 2023	As at March 31, 2022
i) Amount required to be spent by the Company during the year	39.98	41.86
ii) Amount of Expenditure incurred	40.00	40.87
iii) Shortfall at the end of the year	-	-
iv) Total of Previous years Shortfall	-	-
v) Reason for Shortfall		
vi) Nature of CSR Activities	(Contribution for Schedule VII Activities, Healthcare Facilities for Children, Eradication Hunger, Poverty and Malnutrition, Flood Relief, Employment enhancing vocation, skills especially among children, women and Slum area development, Helping Blind and Handicapped People)	
vii) Details of related party transactions, e.g. Contribution to a trust controlled by the Company in relation to CSR expenditure as per relevant Accounting Standard	-	12.50
viii) Where a provision is made with respect to a liability incurred by entering into a contractual obligation, the movements in the provision during the year should be shown	N.A	N.A

52 DISAGGREGATION OF REVENUE

The operations of the Company are limited to only one segment viz. pharmaceuticals and related products. Revenue from contract with customers is from sale of manufactured goods and rendering of research services. Sale of goods are made at a point in time and revenue is recognised upon satisfaction of the performance obligations which is typically upon dispatch / delivery. The Company has a credit evaluation policy based on which the credit limits for the trade receivables are established. There is no significant financing component as the credit period provided by the Company is not significant.

Primary Geographical Markets in respect of revenue from sale of products as recognised in the Statement of Profit and Loss:

(₹ in Lacs)

Particulars	Year Ended March 31, 2023	Year Ended March 31, 2022
India	1,718.62	115.80
South Africa	12,966.48	7,919.38
Ethiopia	3,736.38	3,752.73
Tanzania	308.03	1,853.42
Chile	755.67	1,082.12
United Kingdom	1,743.20	626.32
Zambia	508.75	292.92
Rest of World	5,152.12	4,693.54
Total	26,889.24	20,336.22

Notes form an integral part of the Standalone Financial Statements (Contd.) for the Year Ended March 31, 2023

Contract balances

(₹ in Lacs)

Particulars	As at March 31, 2023	As at March 31, 2022
Trade Receivables	8,381.25	5,913.19

The average credit period on sale of goods is 90 to 180 days. No interest is charged on trade receivables.

Reconciliation of revenue from sale of products as recognised in the Statement of Profit and Loss with the contracted price:

(₹ in Lacs)

Particulars	Year Ended March 31, 2023	Year Ended March 31, 2022
Revenue as per contracted price	26,897.58	20,343.89
Less:		
Sales Return	-	-
Discount	8.34	7.67
Revenue as per the Statement of Profit and Loss	26,889.24	20,336.22

Disaggregated revenue recognised in the Statement of Profit and Loss for sale of products:

(₹ in Lacs)

Particulars	Year Ended March 31, 2023	Year Ended March 31, 2022
Tablet / Capsules / Liquids	25,178.55	20,220.43
Active Pharmaceutical Ingredients	111.21	-
Others	1,599.48	115.80
Total	26,889.24	20,336.22

Information about major customers:

More than 10% of the Revenues is from two customers aggregating to 7,236.92 Lacs representing approximately 26.91% of the Company's revenue from operations from sale of products, for the year ended March 31, 2023.

More than 10% of the Revenues is from two customers aggregating to 5,711.97 Lacs representing approximately 28.09% of the Company's revenue from operations from sale of products, for the year ended March 31, 2022.

- 53** During the previous year, on January 12, 2022, the Company had allotted 49,59,999 equity shares of face value ₹ 10/- each at a price of ₹ 255/- per equity share (including premium of ₹ 245/- per equity share) aggregating to ₹ 12,648.00 Lacs on preferential basis under chapter V of SEBI (Issue of capital and Disclosure Requirements) Regulations, 2018 as amended and other applicable provisions of the Companies Act, 2013 and relevant Rules thereunder. Out of the net proceeds of preferential issue, the Company and its subsidiary Koproan Research Laboratories Limited had utilised ₹ 12,408.49 Lacs upto March 31, 2023 towards the purposes specified in the private placement offer letter.
- 54** Dividend paid during the year ended March 31, 2023 of ₹ 3 per equity share is towards final dividend for the year ended March 31, 2022. Dividend paid during the year ended March 31, 2022 of ₹ 1.50 per equity share is towards final dividend for the year ended March 31, 2021.

Dividends declared by the Company are based on the profit available for distribution. On May 25, 2023, the Board of Directors of the Company have recommended a dividend of 30% i.e., ₹ 3.00 per equity share of face value of ₹ 10 each for the financial year ended March 31, 2023 subject to the approval of shareholders at the Annual General Meeting, and if approved, would result in a cash outflow of approximately ₹ 1,446.32 Lacs.

Notes form an integral part of the Standalone Financial Statements (Contd.)

for the Year Ended March 31, 2023

55 ANALYTICAL RATIOS

Particulars	Formula	2022-23	2021-22	% Change during the Year	Reason for Change
1. Current Ratio	Current Assets/Current Liabilities	1.89	1.98	(5%)	
2. Debt-Equity Ratio	Total Debt/Shareholders Equity	0.07	0.10	(28%)	Due to repayment of debt
3. Debt Service Coverage Ratio	Earnings available for Debt Service/Debt Service	1.86	0.82	127%	Due to increase in profits
4. Return on Equity	Net Profit after tax/Average Shareholder's Equity	0.08	0.04	113%	Due to increase in profits
5. Inventory Turnover Ratio	Cost of Goods Sold/Average Inventory	3.99	3.70	8%	
6. Trade Receivables Turnover Ratio	Net Credit Sales/Average Accounts Receivable	3.82	3.77	1%	
7. Trade Payables Turnover Ratio	Net Credit Purchases/Average Trade Payables	4.57	3.97	15%	
8. Net Capital Turnover Ratio	Net Sales/ Working Capital	3.32	2.72	22%	
9. Net Profit Ratio	Net Profit/Net Sales	0.14	0.08	77%	Due to increase in net profit
10. Return on Capital Employed	EBIT/Capital Employed	0.09	0.05	95%	Due to increase in profits
11. Return on Investment	Income generated from investments/ Investments	0.06	0.00	100%	Due to dividend received from subsidiary company

56 The Code on Social Security, 2020 (Code) relating to employee benefits during employment and post-employment benefits has received Presidential assent on September 28, 2020. The Code has been published in the Gazette of India. However, the date on which the Code comes into effect has not been notified. The Company will assess the impact of the Code when it comes into effect and will record any related impact in the period the Code becomes effective.

57 Other Statutory Information

- (i) The Company does not have any Benami property, where any proceeding has been initiated or pending against the Company for holding any Benami property.
- (ii) The Company does not have any identified transaction with struck off company during the year.
- (iii) The Company does not have any charges or satisfaction which is yet to be registered with ROC beyond the statutory period.
- (iv) The Company has not traded or invested in Crypto currency or Virtual Currency during the financial year.
- (v) The Company has not advanced or loaned or invested funds to any other person(s) or entity, including foreign entities (Intermediaries) with the understanding that the Intermediary shall:
 - (a) directly or indirectly lend or invest in other persons or entities identified in any manner whatsoever by or on behalf of the Company (Ultimate Beneficiaries) or
 - (b) provide any guarantee, security or the like to or on behalf of the Ultimate Beneficiaries

Notes form an integral part of the Standalone Financial Statements (Contd.) for the Year Ended March 31, 2023

- (vi) The Company has not received any fund from any person or entity, including foreign entities (Funding Party) with the understanding (whether recorded in writing or otherwise) that the Company shall:
- directly or indirectly lend or invest in other persons or entities identified in any manner whatsoever by or on behalf of the Funding Party (Ultimate Beneficiaries) or
 - provide any guarantee, security or the like on behalf of the Ultimate Beneficiaries,
- (vii) The Company has no such transaction which is not recorded in the books of accounts that has been surrendered or disclosed as income during the year in the tax assessments under the Income-tax Act, 1961 (such as, search or survey or any other relevant provisions of the Income-tax Act, 1961
- (viii) The Company is not declared as wilful defaulter by any bank or financial institution or other lender.
- (ix) The title deeds of immovable properties (other than immovable properties where the Company is the lessee and the lease agreements are duly executed in favour of the lessee) are held in the name of the Company.
- (x) The Company is in compliance with the number of layers prescribed under clause (87) of section 2 of the companies Act, 2013 read with the Companies (Restriction on number of Layers) rules, 2014.
- (xi) Disclosure pertaining to stock statement filed with bank or financial institutions:

Name of Bank	Quarter	Particulars	Amount as per books of account	Amount as reported in the quarterly report/ statement	Amount of Difference	Reason for discrepancies
State Bank of India Commercial Branch, RBL Bank Limited and YES Bank Limited	September 30, 2022	Trade Payable	4,265.85	4,309.54	(43.69)	Trade payables of 3 vendors amounting to ₹ 43.69 lacs considered twice in monthly statement
		Trade Receivable	6,036.01	5,993.72	42.29	Balance of 1 customer was not included in the statement filed with Bank
		Inventories	5,289.62	5,368.77	(79.15)	Material in transit was considered twice in stock statement filed with Bank
State Bank of India Commercial Branch, RBL Bank Limited and YES Bank Limited	March 31, 2023	Trade Payable	5,641.32	5,680.05	(38.73)	2 vendor balances were taken twice in the statement filed.
		Trade Receivable	8,381.25	8,188.17	193.08	Difference is due to passing of exchange fluctuation entries subsequent to submission of statement
		Inventories	4,760.16	4,538.57	221.59	Stock in transit accounted after submission of report to bank

58 The figures for the comparative year / periods have been regrouped wherever necessary, to conform to the current year's classification.

As per our report of even date

FOR KHANDELWAL JAIN & CO
Chartered Accountants
Firm Registration No: 105049W

BHUPENDRA KARKHANIS
Partner
Membership No: 108336

Place: Mumbai
Date: May 25, 2023

For and on behalf of the Board of Directors

SUSHEEL SOMANI
Chairman
DIN: 00601727

BASANT KUMAR SONI
Chief Financial Officer

SURENDRA SOMANI
Executive Vice Chairman
DIN: 00600860

SUNIL SODHANI
Company Secretary

Independent Auditors' Report

To The Members of **Kopran Limited**

Report on the Audit of the Consolidated Financial Statements

OPINION

We have audited the accompanying consolidated financial statements of **Kopran Limited** (hereinafter referred to as "the Holding Company") and its subsidiaries listed in Annexure I (Holding Company and its subsidiaries together referred to as "the Group"), which comprise the Consolidated Balance Sheet as at March 31, 2023, the Consolidated statement of Profit and Loss (including other comprehensive income), the Consolidated Statement of Changes in Equity and the Consolidated Statement of Cash Flows for the year then ended, and notes to the consolidated financial statements, including a summary of significant accounting policies and other explanatory information (hereinafter referred to as "the consolidated financial statements").

In our opinion and to the best of our information and according to the explanations given to us, and based on the consideration of the reports of other auditors on separate / consolidated financial statements and other financial information of the subsidiaries referred to in 'Other Matters' section herein below, the aforesaid consolidated financial statements give the information required by the Companies Act, 2013 ('the Act') in the manner so required and give a true and fair view in conformity with the accounting principles generally accepted in India, of the consolidated state of affairs of the Group as at March 31, 2023, of its consolidated profit and other comprehensive income, the consolidated changes in equity and consolidated cash flows for the year then ended.

BASIS FOR OPINION

We conducted our audit in accordance with the Standards on Auditing (SAs) specified under section 143(10) of the Act. Our responsibilities under those SAs are further described in the Auditor's Responsibilities for the Audit of the consolidated financial statements section of our report. We are independent of the Group in accordance with the ethical requirements that are relevant to our audit of the consolidated financial statements in terms of the Code of Ethics issued by the Institute of Chartered Accountants of India and the relevant provisions of the Act, and we have fulfilled our other ethical responsibilities in accordance with these requirements. We believe that the audit evidence obtained by us along with the consideration of audit reports of the other auditors referred to in the 'Other Matters' paragraph below, is sufficient and appropriate to provide a basis for our opinion on the consolidated financial statements.

KEY AUDIT MATTERS

Key audit matters ('KAM') are those matters that, in our professional judgment, were of most significance in our audit of the consolidated financial statements of the current period. These matters were addressed in the context of our audit of the consolidated financial statements as a whole, and in forming our opinion thereon, and we do not provide a separate opinion on these matters.

We have determined the matters described below to be the key audit matters to be communicated in our report. For each matter below, the description of audit procedures performed by us and by other auditors, of components not audited by us, as reported and communicated by them and furnished to us by the management, to address the matter, is provided in the above context.

Independent Auditor's Report (Contd.)

Sr. No.	Key Audit Matter	How scope of the audit addressed the key audit matter
1	<p>Valuation of inventory:</p> <p>Inventory comprises of Raw Materials, Finished Goods, Stock in process and Stores and Spares. There is an inherent risk around the accuracy of the valuation of the closing stocks.</p> <p>Inventories are valued at lower of cost and net realisable value. These involve significant management judgement to determine the obsolete or slow moving items of inventory and to evaluate the realisable values. Further, Amoxicillin Trihydrate is the main raw material for the Company, which is partly imported, and is subject to high price fluctuation risk as well as foreign currency risk.</p> <p>The volatility in the prices may significantly impact the valuation of not only Raw material but also other items of inventory.</p> <p>In determining the net realizable value, the management uses data of sales of finished good available which is a management estimate.</p> <p>We have considered this as a key audit matter due to the significance in the amount of inventory and volatility in the prices</p>	<p>We have reviewed the stock records and held discussions with the management with regard to determination of slow moving and obsolete items and valuation of realizable values of such items. We verified arithmetical accuracy of valuation records / reports.</p> <p>For a sample of inventory items, we have verified that the First in First out (FIFO) Method for valuation in case of inventory is appropriate.</p> <p>We have reviewed the price movement with respect to cost to the Company.</p> <p>Compared such prices with the recent selling prices. Compared the value of Finished Goods with the last selling prices of the respective product to determine the basis of valuation adopted.</p>
2	<p>Allowance of trade receivables / credit losses:</p> <p>The Trade receivables forms a significant part of the Group's total assets. The estimated allowance of trade receivables / credit losses is identified key audit matter due to the use of significant judgement and estimates with respect to the recoverability of overdue trade receivables. As detailed in note no. 52(b) of financial statements, the management reviews and assesses the recoverability of the carrying value of all overdue trade receivables individually by considering the credit history including default or delay in payments, settlement records and subsequent settlements.</p> <p>The Company also considers other related information including credit reports to estimate the probability of default in future.</p> <p>Allowance for doubtful debts be provided for the amount of trade receivables that are considered as irrecoverable.</p>	<p>Our audit procedures in relation to the estimated allowance of trade receivables / credit losses included:</p> <ul style="list-style-type: none"> • Understanding how allowance for doubtful debts is estimated by the management; • Testing the subsequent settlements of trade receivables, on a sample basis, to the source documents including bank statements and bank-in slips/ remittance advices. • Discussing with the management and evaluating the basis of trade debtors that are overdue and without/ with little settlements subsequent to the end of the reporting period identified by the management and their assessment on the recoverability of overdue trade receivables. • Computation of allowance for Expected credit losses.

Independent Auditor's Report (Contd.)

OTHER INFORMATION

The Holding Company's Board of Directors is responsible for the other information. The other information comprises the information included in the Management Discussion and Analysis, Board's Report including Annexures to Board's Report and Corporate Governance Report, but does not include the consolidated financial statements and our auditor's report thereon. The annual report is expected to be made available to us after the date of this auditor's report. Our opinion on the consolidated financial statements does not cover the other information and we do not express any form of assurance conclusion thereon.

In connection with our audit of the consolidated financial statements, our responsibility is to read the other information and, in doing so, consider whether the other information is materially inconsistent with the consolidated financial statements or our knowledge obtained during the course of our audit or otherwise appears to be materially misstated. When we read the annual report, if based on the work we have performed, we conclude that there is a material misstatement therein; we are required to communicate the matter to those charged with governance.

RESPONSIBILITIES OF MANAGEMENT AND THOSE CHARGED WITH GOVERNANCE FOR THE CONSOLIDATED FINANCIAL STATEMENTS

The Holding Company's Board of Directors is responsible for the preparation and presentation of these consolidated financial statements in term of the requirements of the Act that give a true and fair view of the consolidated financial position, consolidated financial performance, consolidated changes in equity and consolidated cash flows, of the Group in accordance with the accounting principles generally accepted in India, including the Indian Accounting Standards (Ind AS) specified under section 133 of the Act. The respective Board of Directors of the companies included in the Group are responsible for maintenance of adequate accounting records in accordance with the provisions of the Act for safeguarding the assets of the each company and for preventing and detecting frauds and other irregularities; selection and application of appropriate accounting policies; making judgments and estimates that are reasonable and prudent; and the design, implementation and maintenance of adequate internal financial controls, that were operating effectively for ensuring accuracy and completeness of the accounting records, relevant to the preparation and presentation of the consolidated financial statements that give a true and fair view and are free from material misstatement, whether due to fraud or error, which have been used for the purpose of preparation of the consolidated financial statements by the Directors of the Holding Company, as aforesaid.

In preparing the consolidated financial statements, the respective Management and Board of Directors of the companies included in the Group are responsible for assessing the ability of each company to continue as a going concern, disclosing, as applicable, matters related to going concern and using the going concern basis of accounting unless the respective Board of Directors either intends to liquidate the companies or to cease operations, or has no realistic alternative but to do so.

The respective Board of Directors of the companies included in the Group are responsible for overseeing the financial reporting process of each entity of the Group.

AUDITOR'S RESPONSIBILITIES FOR THE AUDIT OF THE CONSOLIDATED FINANCIAL STATEMENTS

Our objectives are to obtain reasonable assurance about whether the consolidated financial statements as a whole are free from material misstatement, whether due to fraud or error, and to issue an auditor's report that includes our opinion. Reasonable assurance is a high level of assurance, but is not a guarantee that an audit conducted in accordance with SAs will always detect a material misstatement when it exists. Misstatements can arise from fraud or error and are considered material if, individually or in the aggregate, they could reasonably be expected to influence the economic decisions of users taken on the basis of these consolidated financial statements.

As part of an audit in accordance with SAs, we exercise professional judgment and maintain professional skepticism throughout the audit. We also:

- Identify and assess the risks of material misstatement of the consolidated financial statements, whether due to fraud or error, design and perform audit procedures responsive to those risks, and obtain audit evidence that is sufficient and appropriate to provide a basis for our opinion. The risk of not detecting a material misstatement resulting from fraud is

Independent Auditor's Report (Contd.)

higher than for one resulting from error, as fraud may involve collusion, forgery, intentional omissions, misrepresentations, or the override of internal control.

- Obtain an understanding of internal control relevant to the audit in order to design audit procedures that are appropriate in the circumstances. Under Section 143(3)(i) of the Act, we are also responsible for expressing our opinion on whether the entity has adequate internal financial controls with reference to consolidated financial statements in place and the operating effectiveness of such controls.
- Evaluate the appropriateness of accounting policies used and the reasonableness of accounting estimates and related disclosures made by Management.
- Conclude on the appropriateness of Management's use of the going concern basis of accounting and, based on the audit evidence obtained, whether a material uncertainty exists related to events or conditions that may cast significant doubt on the ability of the Group to continue as a going concern. If we conclude that a material uncertainty exists, we are required to draw attention in our auditor's report to the related disclosures in the consolidated financial statements or, if such disclosures are inadequate, to modify our opinion. Our conclusions are based on the audit evidence obtained up to the date of our auditor's report. However, future events or conditions may cause the Group to cease to continue as a going concern.
- Evaluate the overall presentation, structure and content of the consolidated financial statements, including the disclosures, and whether the consolidated financial statements represent the underlying transactions and events in a manner that achieves fair presentation.
- Obtain sufficient appropriate audit evidence regarding the financial statements / financial information of such entities or business activities within the Group to express an opinion on the consolidated financial statements. We are responsible for the direction, supervision and performance of the audit of financial statements / financial information of such entities included in the consolidated financial statements of which we are the independent auditors. For the other entities included in the consolidated financial statements, which have been audited by other auditors, such other auditors remain responsible for the direction, supervision and performance of the audits carried out by them. We remain solely responsible for our audit opinion. Our responsibilities in this regard are further described in 'Other Matters' paragraph below.

We believe that the audit evidence obtained by us along with the consideration of audit reports of the other auditors referred to in the 'Other Matters' paragraph below, is sufficient and appropriate to provide a basis for our audit opinion on the consolidated financial statements.

We communicate with those charged with governance of the Holding Company and such other entities included in the consolidated financial statements of which we are the independent auditors regarding, among other matters, the planned scope and timing of the audit and significant audit findings, including any significant deficiencies in internal control that we identify during our audit.

We also provide those charged with governance with a statement that we have complied with relevant ethical requirements regarding independence, and to communicate with them all relationships and other matters that may reasonably be thought to bear on our independence, and where applicable, related safeguards.

From the matters communicated with those charged with governance, we determine those matters that were of most significance in the audit of the consolidated financial statements of the current period and are therefore the key audit matters. We describe these matters in our auditors' report unless law or regulation precludes public disclosure about the matter or when, in extremely rare circumstances, we determine that a matter should not be communicated in our report because the adverse consequences of doing so would reasonably be expected to outweigh the public interest benefits of such communication.

Independent Auditor's Report (Contd.)

OTHER MATTERS

We did not audit the financial statements / financial information of four subsidiaries, whose financial statements / financial information, before consolidated adjustments, reflect total assets of Rs. 43,587.96 lakhs as at March 31, 2023, total income of Rs. 32,796.02 lakhs and net cash inflows amounting to Rs. 74.25 lakhs for the year ended on that date, as considered in the consolidated financial statements. This financial statements / financial information has been audited by other auditors whose reports have been furnished to us by the Management and our opinion on the consolidated financial statements, in so far as it relates to the amounts and disclosures included in respect of these subsidiaries, and our report in terms of sub-sections (3) and (11) of Section 143 of the Act, in so far as it relates to the aforesaid subsidiaries, is based solely on the reports of the other auditors.

Our opinion on the consolidated financial statements, and our report on Other Legal and Regulatory Requirements below, is not modified in respect of the above matters with respect to our reliance on the work done and the reports of the other auditors.

REPORT ON OTHER LEGAL AND REGULATORY REQUIREMENTS

1. As required by the Companies (Auditors' Report) Order, 2020 ("the Order") issued by the Central Government of India in terms of Section 143(11) of the Act, we give in "Annexure A" a statement on the matters specified in paragraphs 3 and 4 of the Order, to the extent applicable.
2. As required by Section 143(3) of the Act, based on our audit and on the consideration of reports of the other auditors on separate / consolidated financial statements of such subsidiaries as were audited by other auditors, as noted in the 'Other Matters' paragraph, we report, to the extent applicable, that:
 - a) We have sought and obtained all the information and explanations which to the best of our knowledge and belief were necessary for the purposes of our audit of the aforesaid consolidated financial statements.
 - b) In our opinion proper books of account as required by law relating to preparation of the aforesaid consolidated financial statements have been kept so far as it appears from our examination of those books and the reports of the other auditors.
 - c) The Consolidated Balance Sheet, the Consolidated Statement of Profit and Loss (including other comprehensive income), the Consolidated Statement of Changes in Equity and the Consolidated Statement of Cash Flows dealt with by this Report are in agreement with the relevant books of account maintained for the purpose of preparation of the consolidated financial statements.
 - d) In our opinion, the aforesaid consolidated financial statements comply with the Ind AS specified under Section 133 of the Act.
 - e) On the basis of the written representations received from the Directors of the Holding Company as on March 31, 2023 taken on record by the Board of Directors of the Holding Company and the reports of the statutory auditors of its subsidiary companies incorporated in India, none of the Directors of the Group companies incorporated in India is disqualified as on March 31, 2023 from being appointed as a Director in terms of Section 164(2) of the Act.
 - f) With respect to the adequacy of internal financial controls with reference to consolidated financial statements of the Group and the operating effectiveness of such controls, refer to our separate report in "**Annexure B**".

Independent Auditor's Report (Contd.)

- g) With respect to the matter to be included in the Auditors' Report in accordance with the requirements of Section 197(16) of the Act, as amended:

In our opinion and according to the information and explanation given to us and based on the reports of the statutory auditors of such subsidiary companies incorporated in India which were not audited by us, the remuneration paid during the current year by the Holding Company and its subsidiaries which are incorporated in India, to their directors is in accordance with the provisions of Section 197 of the Act. The remuneration paid to any director by the Holding Company and its subsidiaries which are incorporated in India, is not in excess of the limit laid down under Section 197 of the Act. The Ministry of Corporate Affairs has not prescribed other details under Section 197(16) of the act which are required to be commented upon by us.

- h) With respect to the other matters to be included in the Auditor's Report in accordance with Rule 11 of the Companies (Audit and Auditor's) Rules, 2014, in our opinion and to the best of our information and according to the explanations given to us and based on the consideration of the report of the other auditors on separate financial statements of the subsidiaries, as noted in the 'Other Matters' paragraph above:

- i. The consolidated financial statements disclose the impact of pending litigations as at 31 March 2023 on the consolidated financial position of the Group. Refer Note No. 35(a) to the consolidated financial statements.
- ii. Provision has been made in the consolidated financial statements, as required under the applicable law or Ind AS, for material foreseeable losses, if any, on long-term contracts including derivative contracts. Refer Note No. 49(a) to the consolidated financial statements in respect of such items as it relates to the Group.
- iii. There has been no delay in transferring amounts required to be transferred to the Investor Education and Protection Fund by the Holding Company and its subsidiary companies incorporated in India. Refer Note No. 49(b) to the consolidated financial statements in respect of such items as it relates to the Group.
- iv (a) The respective Management of the Holding Company and its subsidiary companies, which are incorporated in India, whose Financial Statements have been audited under the Act, have represented to us and to the other Auditors of such subsidiary companies that, to the best of their knowledge and belief, no funds (which are material either individually or in the aggregate) have been advanced or loaned or invested (either from borrowed funds or share premium or any other sources or kind of funds) by the Holding Company or its subsidiary companies to or in any other person or entity, including foreign entities (Intermediaries), with the understanding, whether recorded in writing or otherwise, that the Intermediary shall, directly or indirectly lend or invest in other persons or entities identified in any manner whatsoever (Ultimate Beneficiaries) by or on behalf of the Company or its subsidiary companies or provide any guarantee, security or the like on behalf of the Ultimate Beneficiaries.
- (b) The respective Management of the Holding Company and its subsidiary companies, which are incorporated in India, whose Financial Statements have been audited under the Act, have represented to us and to the other Auditors of such subsidiary companies that, to the best of their knowledge and belief, no funds (which are material either individually or in the aggregate) have been received by the Holding Company

Independent Auditor's Report (Contd.)

or its subsidiary companies from any person or entity, including foreign entities (Funding Parties), with the understanding, whether recorded in writing or otherwise, that the Holding Company or its subsidiary companies shall, directly or indirectly, lend or invest in other persons or entities identified in any manner whatsoever (Ultimate Beneficiary) by or on behalf of the Funding Party or provide any guarantee, security or the like on behalf of the Ultimate Beneficiaries.

- (c) Based on the audit procedures that has been considered reasonable and appropriate in the circumstances performed by us and those performed by the Auditors of the subsidiary companies, which are incorporated in India, whose Financial Statements have been audited under the Act, nothing has come to our or other Auditor's notice that has caused us or the other Auditors to believe that the representations under Sub-clause (i) and (ii) of Rule 11(e), as provided under (a) and (b) above, contain any material misstatement.
- v) As stated in Note No. 58 to the consolidated financial statements:
- a) The final dividend proposed in the previous year, declared and paid by the Holding Company during the year is in accordance with section 123 of the Act, as applicable.
- b) The Board of Directors of the Holding Company have proposed final dividend for the year which is subject to the approval of the members at the ensuing Annual General Meeting. The amount of dividend proposed is in accordance with section 123 of the Act, as applicable.

For Khandelwal Jain & Co.,

Chartered Accountants
Firm Registration No.: 105049W

Bhupendra Karkhanis

Partner
Membership Number: 108336
UDIN: 23108336BGQZOP7817

Place: Mumbai
Date : May 25, 2023

ANNEXURE I: LIST OF ENTITIES CONSOLIDATED AS AT MARCH 31, 2023

Sr. No.	Name of the subsidiary
1	Kopran Research Laboratories Limited
2	Kopran Lifesciences Limited
3	Kopran (H. K) Limited
4	Kopran (UK) Limited

Annexure “A” to the Independent Auditors’ Report

(Referred to in paragraph 1 under ‘Report on Other Legal and Regulatory Requirements’ section of our report of even date to the Members of Kopran Limited on the consolidated financial statements for the year ended March 31, 2023)

We report that:

CLAUSE (XXI) OF THE COMPANIES (AUDITOR’S REPORT) ORDER, 2020 (CARO):

In our opinion and according to the information and explanations given to us, there are no qualifications or adverse remarks by the respective auditors in the CARO reports of the companies incorporated in India and included in the consolidated financial statements.

For Khandelwal Jain & Co.,

Chartered Accountants

Firm Registration No.: 105049W

Bhupendra Karkhanis

Partner

Membership Number: 108336

UDIN: 23108336BGQZOP7817

Place: Mumbai

Date : May 25, 2023

Annexure B to the Independent Auditor's Report

(Referred to in paragraph 2(f) under 'Report on Other Legal and Regulatory Requirements' section of our report of even date to the Members of Kopran Limited on the consolidated financial statements for the year ended March 31, 2023)

REPORT ON THE INTERNAL FINANCIAL CONTROLS OVER FINANCIAL REPORTING UNDER CLAUSE (I) OF SUB-SECTION 3 OF SECTION 143 OF THE COMPANIES ACT, 2013 ("THE ACT")

In conjunction with our audit of the consolidated financial statements of Kopran Limited (hereinafter referred to as "the Holding Company") as of and for the year ended March 31, 2023, we have audited the internal financial controls over financial reporting with reference to consolidated financial statements of the Holding Company and such companies incorporated in India under the Companies Act, 2013 which are its subsidiary companies, as of that date.

MANAGEMENT'S RESPONSIBILITY FOR INTERNAL FINANCIAL CONTROLS

The respective Board of Directors of the Holding Company and its subsidiary companies, which are companies incorporated in India, are responsible for establishing and maintaining internal financial controls based on the internal control over financial reporting criteria established by the Holding company and respective subsidiaries, which are incorporated in India, considering the essential components of internal control stated in the Guidance Note on Audit of Internal Financial Controls over Financial Reporting (the "Guidance Note") issued by the Institute of Chartered Accountants of India ("ICAI"). These responsibilities include the design, implementation and maintenance of adequate internal financial controls that were operating effectively for ensuring the orderly and efficient conduct of its business, including adherence to the respective company's policies, the safeguarding of its assets, the prevention and detection of frauds and errors, the accuracy and completeness of the accounting records, and the timely preparation of reliable financial information, as required under the Act.

AUDITOR'S RESPONSIBILITY

Our responsibility is to express an opinion on the Holding Company's and its subsidiary companies', which are companies incorporated in India, internal financial controls over financial reporting with reference to these consolidated financial statements based on our audit. We conducted our audit in accordance with the Guidance Note on Audit of Internal Financial Controls Over Financial Reporting (the "Guidance Note") issued by ICAI and Standards on Auditing prescribed under section 143(10) of the Companies Act, 2013 ("the Act"), to the extent applicable to an audit of internal financial controls. Those Standards and the Guidance Note require that we comply with ethical requirements and plan and perform the audit to obtain reasonable assurance about whether adequate internal financial controls over financial reporting with reference to these consolidated financial statements was established and maintained and if such controls operated effectively in all material respects.

Our audit involves performing procedures to obtain audit evidence about the adequacy of the internal financial controls system over financial reporting with reference to these consolidated financial statements and their operating effectiveness. Our audit of internal financial controls over financial reporting included obtaining an understanding of internal financial controls with reference to these consolidated financial statements, assessing the risk that a material weakness exists, and testing and evaluating the design and operating effectiveness of internal control based on the assessed risk. The procedures selected depend on the auditor's judgement, including the assessment of the risks of material misstatement of the financial statements, whether due to fraud or error.

We believe that the audit evidence we and the statutory auditors of the subsidiaries incorporated in India, have obtained is sufficient and appropriate to provide a basis for our audit opinion on the internal financial control system over financial reporting with reference to these consolidated financial statements of the Holding Company and its subsidiaries which are incorporated in India.

MEANING OF INTERNAL FINANCIAL CONTROLS WITH REFERENCE TO CONSOLIDATED FINANCIAL STATEMENTS

A company's internal financial control with reference to the consolidated financial statements is a process designed to provide reasonable assurance regarding the reliability of financial reporting and the preparation of financial statements for external purposes in accordance with generally accepted accounting principles. A company's internal financial control over financial reporting with reference to consolidated financial statements includes those policies and procedures that (1) pertain

Annexure B to the Independent Auditor's Report (Contd.)

to the maintenance of records that, in reasonable detail, accurately and fairly reflect the transactions and dispositions of the assets of the company; (2) provide reasonable assurance that transactions are recorded as necessary to permit preparation of consolidated financial statements in accordance with generally accepted accounting principles, and that receipts and expenditures of the company are being made only in accordance with authorisations of management and directors of the company; and (3) provide reasonable assurance regarding prevention or timely detection of unauthorised acquisition, use, or disposition of the company's assets that could have a material effect on the financial statements.

INHERENT LIMITATIONS OF INTERNAL FINANCIAL CONTROLS OVER FINANCIAL REPORTING WITH REFERENCE TO THESE CONSOLIDATED FINANCIAL STATEMENTS:

Because of the inherent limitations of internal financial controls over financial reporting with reference to these consolidated financial statements, including the possibility of collusion or improper management override of controls, material misstatements due to error or fraud may occur and not be detected. Also, projections of any evaluation of the internal financial controls over financial reporting with reference to these consolidated financial statements to future periods are subject to the risk that the internal financial control over financial reporting with reference to these consolidated financial statements may become inadequate because of changes in conditions, or that the degree of compliance with the policies or procedures may deteriorate.

OPINION

In our opinion, to the best of our information and according to the explanations given to us and based on the consideration of reports of other auditors, as referred to in Other Matters paragraph below, the Holding Company and its subsidiaries, which are companies incorporated in India have, maintained in all material respects, adequate internal financial controls over financial reporting with reference to these consolidated financial statements and such internal financial controls over financial reporting with reference to these consolidated financial statements were operating effectively as at March 31, 2022, based on the internal financial control over financial reporting criteria established by the Holding Company considering the essential components of such internal controls stated in the Guidance Note on Audit of Internal Financial Controls Over Financial Reporting issued by the Institute of Chartered Accountants of India.

OTHER MATTERS:

Our report under section 143(3)(i) of the Act on the adequacy and operating effectiveness of the internal financial controls over financial reporting with reference to these consolidated financial statements of the Holding Company, in so far as it relates to separate / consolidated financial statements of 2 subsidiaries, which are companies incorporated in India, is based on the respective reports of the auditors of such subsidiaries incorporated in India.

For Khandelwal Jain & Co.,

Chartered Accountants
Firm Registration No.: 105049W

Bhupendra Karkhanis

Partner
Membership Number: 108336
UDIN: 23108336BGQZOP7817

Place: Mumbai
Date : May 25, 2023



Kopran

Consolidated Balance Sheet

as at March 31, 2023

(₹ in Lacs)

Particulars	Note No.	As at March 31, 2023	As at March 31, 2022
ASSETS			
1. Non - current assets			
(a) Property, Plant and Equipment	4	16,282.37	14,800.65
(b) Capital work-in-progress		5,565.78	2,753.95
(c) Goodwill		0.58	0.58
(d) Other Intangible assets	5	216.37	267.43
(e) Intangible assets under development		1,392.02	800.76
(f) Financial assets			
(i) Investments	6	5.66	5.93
(ii) Others	7	452.55	383.42
(g) Other non - current assets	8	1,147.85	588.52
Total non - current assets		25,063.18	19,601.24
2. Current assets			
(a) Inventories	9	13,061.36	14,993.96
(b) Financial assets			
(i) Trade receivables	10	16,256.02	12,736.33
(ii) Cash and cash equivalents	11	739.66	586.83
(iii) Bank balances other than (iii) above	12	518.31	5,126.29
(iv) Loans	13	74.29	61.66
(v) Other financial assets	14	7.11	98.95
(c) Current tax assets (net)	15	177.86	23.86
(d) Other current assets	16	9,072.10	7,859.59
Total current assets		39,906.71	41,487.47
Total Assets		64,969.89	61,088.71
EQUITY AND LIABILITIES			
Equity			
(a) Equity share capital	17	4,821.06	4,821.06
(b) Other equity	18	39,103.51	37,795.83
Total Equity		43,924.57	42,616.89
LIABILITIES			
1. Non - current liabilities			
(a) Financial liabilities			
Borrowings	19	1,789.19	1,877.03
(b) Provisions	20	851.14	808.99
(c) Deferred tax liabilities (net)	21	707.89	627.24
Total non - current liabilities		3,348.22	3,313.26
2. Current liabilities			
(a) Financial liabilities			
(i) Borrowings	22	5,734.61	5,371.39
(ii) Trade payables			
a) total outstanding dues of micro and small enterprises	23	184.94	185.44
b) total outstanding dues of creditors other than micro and small enterprises	23	8,553.12	6,044.72
(iii) Other financial liabilities	24	2,710.11	2,832.93
(b) Other current liabilities	25	391.13	307.22
(c) Provisions	26	123.19	98.42
(d) Current tax liabilities (net)	27	-	318.44
Total current liabilities		17,697.10	15,158.56
Total Equity and Liabilities		64,969.89	61,088.71
Corporate Information	1		
Significant Accounting Policies	2		
Notes forming part of the Consolidated Financial Statements	3 to 62		

As per our report of even date

FOR KHANDELWAL JAIN & CO
Chartered Accountants
Firm Registration No: 105049W

BHUPENDRA KARKHANIS
Partner
Membership No: 108336

Place: Mumbai
Date: May 25, 2023

For and on behalf of the Board of Directors

SUSHEEL SOMANI
Chairman
DIN: 00601727

BASANT KUMAR SONI
Chief Financial Officer

SURENDRA SOMANI
Executive Vice Chairman
DIN: 00600860

SUNIL SODHANI
Company Secretary



Consolidated Statement of Profit and Loss

for the Year Ended March 31, 2023

(₹ in Lacs)

Particulars	Note No.	Year Ended March 31, 2023	Year Ended March 31, 2022
1. INCOME			
(a) Revenue from operations	28	55,098.70	47,752.10
(b) Other income	29	306.50	1,060.49
Total Income		55,405.20	48,812.59
2. EXPENSES			
(a) Cost of materials consumed	30	32,161.27	29,733.45
(b) Purchases of stock-in-trade		2,433.51	323.26
(c) Changes in inventories of finished goods and work-in-progress	31	1,261.60	(2,919.07)
(d) Employee benefits expense	32	4,994.60	4,326.69
(e) Finance costs	33	608.33	511.73
(f) Depreciation and amortisation expense	4 & 5	1,271.24	1,110.05
(g) Other expenses	34	9,068.06	7,548.40
Total Expenses		51,798.61	40,634.51
Profit before exceptional items and tax		3,606.59	8,178.08
Exceptional items (net)		-	-
Profit before tax		3,606.59	8,178.08
Tax Expense	47		
(1) Current Tax		807.27	1,948.37
(2) Deferred Tax		76.02	126.59
(3) Taxation adjustment of earlier years		-	-
Total tax expense		883.29	2,074.96
Profit for the year		2,723.30	6,103.12
Other Comprehensive Income for the Year		-	-
(i) Items that will not be reclassified subsequently to profit or loss			
a) (i) Net changes in Fair value of investments in equity shares carried at fair value through OCI [(expenses) / income]		(0.27)	1.68
(ii) Income tax effect on Net changes in Fair value of investments in equity shares carried at fair value through OCI [credit / (charge)]		0.07	(0.33)
b) (i) Remeasurement of defined employee benefit plans [(expenses) / write back]		18.31	6.20
(ii) Income tax effect on Remeasurement of defined employee benefit plans [credit / (charge)]		(4.69)	(1.59)
ii) a) Items that will be reclassified to profit or loss			
Exchange difference in translating the financial statements of foreign operation		17.29	6.00
b) Income tax relating to items that will be reclassified to profit or loss		-	-
Total Other Comprehensive Income for the year		30.71	11.96
Total Comprehensive Income For The Year		2,754.01	6,115.08
Profit for the year attributable to			
Owner of the Company		2,723.30	6,103.12
Non - Controlling Interest		-	-
Other Comprehensive Income for the year attributable to			
Owner of the Company		30.71	11.96
Non - Controlling Interest		-	-
Total Other Comprehensive Income for the year attributable to			
Owner of the Company		2,754.01	6,115.08
Non - Controlling Interest		-	-
Earnings per equity share (₹)			
Basic and Diluted-Par value of ₹ 10/- per share	36	5.65	13.77
Corporate Information	1		
Significant Accounting Policies	2		
Notes forming part of the Consolidated Financial Statements	3 to 62		

As per our report of even date

FOR KHANDELWAL JAIN & CO
Chartered Accountants
Firm Registration No: 105049W

BHUPENDRA KARKHANIS
Partner
Membership No: 108336

Place: Mumbai
Date: May 25, 2023

For and on behalf of the Board of Directors

SUSHEEL SOMANI
Chairman
DIN: 00601727

BASANT KUMAR SONI
Chief Financial Officer

SURENDRA SOMANI
Executive Vice Chairman
DIN: 00600860

SUNIL SODHANI
Company Secretary

Consolidated Statement of Changes in Equity

for the Year Ended March 31, 2023

A. EQUITY SHARE CAPITAL

Particulars	Amount	
	₹ in Lacs	
As at March 31, 2021	4,325.16	
Changes in Equity Share Capital due to prior period errors	-	
Restated balance at the beginning of the Previous reporting period	4,325.16	
Changes in equity share capital during the year		
Add: Equity shares issued	496.00	
Less: Forfeited Equity Shares paid up value *	(0.10)	
As at March 31, 2022	4,821.06	
Changes in Equity Share Capital due to prior period errors	-	
Restated balance at the beginning of the Previous reporting period	4,821.06	
Changes in equity share capital during the year	-	
As at March 31, 2023	4,821.06	

B) OTHER EQUITY

Particulars	Reserve and Surplus				Other Comprehensive Income			Total	
	Capital Reserve	General Reserve	Securities Premium	Export allowance reserve	Retained Earnings	Equity Instruments through OCI	Foreign exchange fluctuation reserve		Remeasurements of net defined benefit plans
As at April 01, 2021	1,484.74	814.21	12,227.12	0.40	5,443.15	1.62	119.30	87.34	20,177.88
Profit for the year	-	-	-	-	6,103.12	-	6.00	-	6,109.12
Dividend Paid **	-	-	-	-	(648.76)	-	-	-	(648.76)
Forfeited Equity Shares paid up value *	0.10	-	-	-	-	-	-	-	0.10
Securities Premium Received	-	-	12,152.00	-	-	-	-	-	12,152.00
Realised Gain/Loss on Equity FVTOCI transferred to Retained Earnings	-	-	-	-	0.22	(0.22)	-	-	-
Share Issue Expenses	-	-	-	-	(0.50)	-	-	-	(0.50)
Other comprehensive income for the year	-	-	-	-	-	1.38	-	4.61	5.99
As at March 31, 2022	1,484.84	814.21	24,379.12	0.40	10,897.23	2.78	125.30	91.95	37,795.83
Profit for the year	-	-	-	-	2,723.30	-	17.28	-	2,740.58
Dividend Paid **	-	-	-	-	(1,446.32)	-	-	-	(1,446.32)
Other comprehensive income for the year	-	-	-	-	-	(0.20)	-	13.62	13.42
As at March 31, 2023	1,484.84	814.21	24,379.12	0.40	12,174.21	2.58	142.58	105.57	39,103.51

* Refer Note No. 17 (i)

** Refer Note No. 58

Consolidated Statement of Changes in Equity (Contd.)

for the Year Ended March 31, 2023

The Description of the nature and purpose of each reserve within equity is as follows:

a) Foreign Currency Translation Reserve:

Exchange differences relating to the translation of the results and net assets of the Group's foreign operations from their functional currencies to the Group's presentation currency (i.e. ₹) are recognised directly to retained earnings and accumulated in foreign currency translation reserve.

b) Capital Reserve:

Capital Reserves are mainly the reserves created by way of forfeiting the deposits received against the share warrants issued in the earlier years and the merger of 'Kopran Pharmaceuticals Limited' with the Company, pursuant to the Scheme of Arrangement and Amalgamation sanctioned by the Hon'ble High Court of Judicature at Bombay in the financial year 2004-05.

c) General Reserve:

General reserve is created from time to time by way of transfer profits from retained earnings for appropriation purposes. General reserve is created by a transfer from one component of equity to another and is not an item of other comprehensive income.

d) Securities Premium:

Securities premium reserve is credited when shares are issued at premium. It is utilised in accordance with the provisions of the Act, to issue bonus shares, to provide for premium on redemption of shares or debentures, write-off equity related expenses like underwriting costs, etc

e) Retained Earnings:

Retained earnings are the profits that the Company has earned till date less any transfer to General Reserve, dividends or other distributions paid to the shareholders

f) Equity Instruments through OCI:

This represents the cumulative gains and losses arising on the revaluation of equity instruments measured at fair value through other comprehensive income, under an irrevocable option, net of amounts reclassified to retained earnings when such assets are disposed off.

Corporate Information	1
Significant Accounting Policies	2
Notes forming part of the Consolidated Financial Statements	3 to 62

As per our report of even date

FOR KHANDELWAL JAIN & CO
Chartered Accountants
Firm Registration No: 105049W

BHUPENDRA KARKHANIS
Partner
Membership No: 108336

Place: Mumbai
Date: May 25, 2023

For and on behalf of the Board of Directors

SUSHEEL SOMANI
Chairman
DIN: 00601727

BASANT KUMAR SONI
Chief Financial Officer

SURENDRA SOMANI
Executive Vice Chairman
DIN: 00600860

SUNIL SODHANI
Company Secretary

Consolidated Statement of Cash Flows

for the Year Ended March 31, 2023

(₹ in Lacs)

Particulars		As at March 31, 2023	As at March 31, 2022
Cash flows from operating activities			
Profit before exceptional items and tax		3,606.59	8,178.08
Adjustments for:			
Depreciation and Amortisation Expense		1,271.24	1,110.05
Amortisation of premium on operating lease		1.54	1.54
Dividend income		(0.07)	(0.07)
Finance cost		608.33	511.44
Interest income		(170.13)	(132.47)
Unrealised foreign exchange (gain) / loss (net)		(99.30)	(72.75)
Loss on sale of Fixed Assets		-	1.23
Loss on sale of Shares		-	0.22
Provision / write off for expected credit loss / trade receivables / advances (net)		21.03	31.16
Liabilities written back (net)		(3.51)	(68.19)
Operating profit before working capital changes		5,235.72	9,560.24
Movements in working capital			
Increase in inventories		1,932.60	(4,993.60)
Decrease / (increase) in trade receivables		(7,412.92)	(438.19)
Increase in Loans receivables		(32.74)	(14.00)
Increase in other current / non-current assets		(1,799.65)	(3,502.28)
Increase / (Decrease) in trade payables		6,489.56	(2,557.77)
Increase in provisions		85.23	94.31
(Decrease) / Increase in other financial liabilities		82.45	354.90
(Decrease) / Increase in other current liabilities		83.91	(29.97)
Effects of exchange fluctuation reserve		16.83	5.81
Cash (used in) / generated from operations		4,680.99	(1,520.55)
Direct taxes paid (Net of refunds)		(1,278.70)	(1,826.96)
Net cash flow (used in) / from operating activities	(A)	3,402.29	(3,347.51)
Cash flows (used in) / from investing activities			
Purchase of fixed assets, including capital work-in-progress		(5,489.58)	(3,958.72)
Purchase of intangibles including Intangible assets under development		(614.95)	(268.47)
Proceeds from sale of fixed assets		-	1.10
(Decrease) / Increase in Creditors for capital goods		(7.78)	(29.94)
Decrease in Capital Advance		26.26	(16.51)
Proceeds from Non Current Investments		-	0.05
Bank Balances Other than Cash and Cash Equivalents above		4,607.98	(4,530.02)

Consolidated Statement of Cash Flows (Contd.)

for the Year Ended March 31, 2023

(₹ in Lacs)

Particulars		As at March 31, 2023	As at March 31, 2022
Decrease / (increase) in other financial assets		42.83	228.44
Dividend Income		0.07	0.07
Interest Income		170.13	132.47
Net cash flow used in investing activities	(B)	(1,265.04)	(8,441.53)
Cash flows (used in) / from financing activities			
Repayment of long-term borrowings (Net)		(87.84)	(213.77)
Inter corporate deposits(Net)		-	(30.42)
Repayment of short-term borrowings (Net)		157.29	1,047.94
Current maturities of long-term debt		(1.53)	(1.34)
Dividend Paid		(1,446.32)	(648.76)
Proceeds from Issue of Share Capital		-	12,648.00
Share Issue Expenses		-	(0.50)
Interest accrued		2.31	(7.37)
Interest paid		(608.33)	(511.44)
Net cash flow from / (used in) financing activities	(C)	(1,984.42)	12,282.34
Net increase in cash and cash equivalents	(A+B+C)	152.83	493.30
Cash and cash equivalents at the beginning of the year		586.83	93.53
Effect of exchange rate changes on Cash and cash equivalents		-	-
Cash and cash equivalents at the end of the year (Refer Note No. 11)		739.66	586.83

Note:

The above cash flow statement has been prepared under the "Indirect Method" as set out in Ind AS - 7 - "Statement of Cash Flow".

Corporate Information	1		
Significant Accounting Policies	2		
Notes forming part of the Consolidated Financial Statements	3 to 62		

As per our report of even date

FOR KHANDELWAL JAIN & CO
Chartered Accountants
Firm Registration No: 105049W

BHUPENDRA KARKHANIS
Partner
Membership No: 108336

Place: Mumbai
Date: May 25, 2023

For and on behalf of the Board of Directors

SUSHEEL SOMANI
Chairman
DIN: 00601727

BASANT KUMAR SONI
Chief Financial Officer

SURENDRA SOMANI
Executive Vice Chairman
DIN: 00600860

SUNIL SODHANI
Company Secretary

Notes forming part of the Consolidated Financial Statements

for the Year Ended March 31, 2023

1 CORPORATE INFORMATION

Kopran Limited (referred to as "KL" or "the Holding Company") is a public company domiciled in India and is incorporated under the provisions of the Companies Act, 1956 applicable in India. Its shares are listed on BSE and NSE in India.

The Holding Company and its subsidiaries are engaged in the business of manufacturing of Formulation (Finished Dosage Form) and Active Pharmaceutical Ingredients (API).

The Holding Company, its subsidiaries, associate and joint venture together referred as "the Company" or "the Group".

The addresses of its registered office and principal place of business are disclosed in the introduction to the annual report.

The financial statements were authorised for issue by the board of directors on May 25, 2023.

2 SIGNIFICANT ACCOUNTING POLICIES

2.1 Basis of preparation

Compliance with Ind AS

These financial statements have been prepared in accordance with the Indian Accounting Standards (referred to as "Ind AS") as prescribed under section 133 of the Companies Act, 2013 read with Companies (Indian Accounting Standards) Rules, 2015 as amended from time to time together with the comparative period data as at and for the year ended March 31, 2022.

These financial statements have been prepared by the Group on a going concern basis.

Historical Cost Convention

The consolidated financial statements have been prepared on the historical cost basis except for the followings:

- certain financial assets and liabilities and contingent consideration that is measured at fair value or amortised cost at the end of each reporting period.
- assets held for sale measured at fair value less cost to sell;
- defined benefit plans plan assets measured at fair value; and
- Derivative financial instruments;

Historical cost is generally based on the fair value of the consideration given in exchange for goods and services. Fair value is the price that would be received to sell an asset or paid to transfer a liability in an orderly transaction between market participants at the measurement date.

The consolidated financial statements are presented in Indian Rupees (which is the functional currency of the Holding Company) in Lacs and all values are rounded to the nearest in two decimal point except where otherwise stated.

Principles of Consolidation

The consolidated financial statements relate to Kopran Limited ('the Company') and its subsidiary companies, associates and joint ventures. The consolidated financial statements have been prepared on the following basis:

The financial statements of the Company and its subsidiaries are combined on a line by line basis by adding together like items of assets, liabilities, equity, incomes, expenses and cash flows, after fully eliminating intra-group balances and intra-group transactions.

Profits or losses resulting from intra-group transactions that are recognised in assets, such as inventory and property, plant & equipment, are eliminated in full.

In case of foreign subsidiaries, revenue items are consolidated at the average rate prevailing during the year. All assets and liabilities are converted at rates prevailing at the end of the year. Any exchange difference arising on consolidation is recognised in the Foreign Currency Translation Reserve.

Notes forming part of the Consolidated Financial Statements (Contd.)

for the Year Ended March 31, 2023

Offset (eliminate) the carrying amount of the parent's investment in each subsidiary and the parent's portion of equity of each subsidiary.

The difference between the proceeds from disposal of investment in subsidiaries and the carrying amount of its assets less liabilities as on the date of disposal is recognised in the Consolidated Statement of Profit and Loss being the profit or loss on disposal of investment in subsidiary.

Non Controlling Interest's share of profit / loss of consolidated subsidiaries for the year is identified and adjusted against the income of the group in order to arrive at the net income attributable to shareholders of the Group.

Non Controlling Interest's share of net assets of consolidated subsidiaries is identified and presented in the Consolidated Balance Sheet separate from liabilities and the equity of the Group's shareholders.

Investment in Associates and Joint Ventures has been accounted under the equity method as per Ind AS 28 - Investments in Associates and Joint Ventures.

The Group accounts for its share of post acquisition changes in net assets of associates and joint ventures, after eliminating unrealised profits and losses resulting from transactions between the Group and its associates to the extent of its share, through its Consolidated Statement of Profit and Loss, to the extent such change is attributable to the associates' Statement of Profit and Loss and through its reserves for the balance based on available information.

2.2 Current/non current classification

The Group presents assets and liabilities in the balance sheet based on current/ non-current classification.

An asset is treated as current when it is:

- Expected to be realised or intended to be sold or consumed in Group's normal operating cycle
- Held primarily for the purpose of trading
- Expected to be realised within twelve months after the reporting period, or
- Cash or cash equivalent unless restricted from being exchanged or used to settle a liability for at least twelve months after the reporting period

All other assets are classified as non-current.

A liability is current when:

- It is expected to be settled in normal operating cycle
- It is held primarily for the purpose of trading
- It is due to be settled within twelve months after the reporting period, or
- There is no unconditional right to defer the settlement of the liability for at least twelve months after the reporting period

The Group classifies all other liabilities as non-current.

Deferred tax assets and liabilities are classified as non-current assets and liabilities.

The operating cycle is the time between the acquisition of assets for processing and their realisation in cash and cash equivalents. The Group has identified twelve months as its operating cycle.

2.3 Summary of significant accounting policies

(a) Foreign currency translation

(i) Functional and presentation currency

Items included in the financial statements of the Group are measured using the currency of the primary economic environment in which the entity operates ('the functional currency'). The financial statements are presented in Indian rupee (INR), which is Holding Company's functional and presentation currency.

Notes forming part of the Consolidated Financial Statements (Contd.)

for the Year Ended March 31, 2023

(ii) Transactions and balances

Foreign currency transactions are translated into the functional currency using the exchange rates at the dates of the transactions. Monetary items denominated in foreign currency at the year end and not covered under forward exchange contracts are translated at the functional currency spot rate of exchange at the reporting date. Foreign exchange gains and losses resulting from the settlement of such transactions and from the translation of monetary assets and liabilities denominated in foreign currencies at year end exchange rates are generally recognised in profit or loss.

Foreign exchange differences regarded as an adjustment to borrowing costs are presented in the consolidated statement of profit and loss, within finance costs. All other foreign exchange gains and losses are presented in the statement of profit and loss on a net basis within other gains/(losses).

Non-monetary items that are measured in terms of historical cost in a foreign currency are translated using the exchange rates at the dates of the initial transactions. Non-monetary items that are measured at fair value in a foreign currency are translated using the exchange rates at the date when the fair value was determined. Translation differences on assets and liabilities carried at fair value are reported as part of the fair value gain or loss.

(b) Fair value measurement

The Group measures financial instruments, such as, derivatives at fair value at each balance sheet date. Fair value is the price that would be received to sell an asset or paid to transfer a liability in an orderly transaction between market participants at the measurement date. The fair value measurement is based on the presumption that the transaction to sell the asset or transfer the liability takes place either:

- In the principal market for the asset or liability, or
- In the absence of a principal market, in the most advantageous market for the asset or liability

The principal or the most advantageous market must be accessible by the Group. The fair value of an asset or a liability is measured using the assumptions that market participants would use when pricing the asset or liability, assuming that market participants act in their economic best interest.

A fair value measurement of a non-financial asset takes into account a market participant's ability to generate economic benefits by using the asset in its highest and best use or by selling it to another market participant that would use the asset in its highest and best use.

The Group uses valuation techniques that are appropriate in the circumstances and for which sufficient data are available to measure fair value, maximizing the use of relevant observable inputs and minimizing the use of unobservable inputs.

The Group categorises assets and liabilities measured at fair value into one of three levels as follows:

- **Level 1 – Quoted (unadjusted)**

This hierarchy includes financial instruments measured using quoted prices.

- **Level 2**

Level 2 inputs are inputs other than quoted prices included within Level 1 that are observable for the asset or liability, either directly or indirectly.

- **Level 3**

Level 3 inputs are unobservable inputs for the asset or liability.

(c) Non-current assets held for sale

Non-current assets and disposal groups are classified as held for sale if their carrying amount will be recovered principally through a sale transaction rather than through continuing use. This condition is regarded as met only

Notes forming part of the Consolidated Financial Statements (Contd.)

for the Year Ended March 31, 2023

when the asset (or disposal group) is available for immediate sale in its present condition subject only to terms that are usual and customary for sales of such asset (or disposal group) and its sale is highly probable. Management must be committed to the sale, which should be expected to qualify for recognition as a completed sale within one year from the date of classification.

Non-current assets (and disposal groups) classified as held for sale are measured at the lower of their carrying amount and fair value less costs to sell and are disclosed separately under the head "Other Current Assets". once classified as held for sale are not depreciated or amortised.

(d) Property, plant and equipment

For transition to Ind AS, the Group has elected to continue with the carrying value of its Property, Plant and Equipment (PPE) recognised as of April 01, 2016 (transition date) measured as per the Previous GAAP and used that carrying value as its deemed cost as on the transition date.

PPE are stated at actual cost less accumulated depreciation and impairment loss. Actual cost is inclusive of freight, installation cost, duties, taxes and other incidental expenses for bringing the asset to its working conditions for its intended use (net of recoverable taxes) and any cost directly attributable to bring the asset into the location and condition necessary for it to be capable of operating in the manner intended by the Management. It includes professional fees and borrowing costs for qualifying assets.

When parts of an item of property, plant and equipment have different useful lives, they are accounted for as separate items (major components) of property, plant and equipment.

Each part of an item of property, plant and equipment with a cost that is significant in relation to the total cost of the item is depreciated separately. When significant parts of plant and equipment are required to be replaced at intervals, the Group depreciates them separately based on their specific useful lives. Likewise, when a major inspection is performed, its cost is recognised in the carrying amount of the plant and equipment as a replacement if the recognition criteria are satisfied. All other repair and maintenance costs are recognised in profit or loss as incurred.

Subsequent expenditure related to an item of property, plant and equipment is added to its book value only if it increases the future benefits from its previously assessed standard of performance. All other expenses on existing property, plant and equipment, including day-to-day repair and maintenance expenditure and cost of replacing parts, are charged to the statement of profit and loss for the period during which such expenses are incurred.

Borrowing costs directly attributable to acquisition of property, plant and equipment which take substantial period of time to get ready for its intended use are also included to the extent they relate to the period till such assets are ready to be put to use.

Advances paid towards the acquisition of Property, plant and equipment are disclosed as "Capital advances" under "Other Non - Current Assets" and the cost of assets not ready intended use as at the balance sheet date are disclosed as 'Capital work-in-progress' net of accumulated impairment loss, if any.

Software for internal use, which is primarily acquired from third-party vendors and which is an integral part of a tangible asset, including consultancy charges for implementing the software, is capitalised as part of the related tangible asset. Subsequent costs associated with maintaining such software are recognised as expense as incurred. The capitalised costs are amortised over the estimated useful life of the software or the remaining useful life of the tangible fixed asset, whichever is lower.

An item of PPE is de-recognised upon disposal or when no future economic benefits are expected to arise from the continued use of the asset. Any gain or loss arising on the disposal or retirement of an item of PPE is determined as the difference between the sales proceeds and the carrying amount of the asset and is recognised in the Statement of Profit and Loss when the asset is derecognised.

Notes forming part of the Consolidated Financial Statements (Contd.)

for the Year Ended March 31, 2023

Expenditure directly relating to construction activity is capitalised. Indirect expenditure incurred during construction period is capitalised to the extent to which the expenditure is indirectly related to construction or is incidental thereto. Other indirect expenditure (including borrowing costs) incurred during the construction period which is neither related to the construction activity nor is incidental thereto is charged to the statement of profit and loss.

Depreciation methods, estimated useful lives and residual value

Depreciation of these PPE commences when the assets are ready for their intended use.

Depreciation is calculated on straight line basis using the useful lives estimated by the management, which are equal to those prescribed under Schedule II to the Companies Act, 2013.

The residual values are not more than 5% of the original cost of the asset.

On assets acquired on lease (including improvements to the leasehold premises), amortisation has been provided for on Straight Line Method over the period of lease.

The estimated useful lives and residual values are reviewed on an annual basis and if necessary, changes in estimates are accounted for prospectively. An asset's carrying amount is written down immediately to its recoverable amount if the asset's carrying amount is greater than its estimated recoverable amount.

Depreciation on subsequent expenditure on PPE arising on account of capital improvement or other factors is provided for prospectively over the remaining useful life.

(e) Goodwill and Other Intangible assets

For transition to Ind AS, the Group has elected to continue with the carrying value of intangible assets recognized as of April 01, 2016 (transition date) measured as per the Previous GAAP and use that carrying value as its deemed cost as on the transition date.

Goodwill

Goodwill represents the excess of consideration transferred, together with the amount of non-controlling interest in the acquiree, over the fair value of the Group's share of identifiable net assets acquired. Goodwill is measured at cost less accumulated impairment losses. A cash-generating unit to which goodwill has been allocated is tested for impairment annually, or more frequently when there is an indication that the unit may be impaired. The goodwill acquired in a business combination is, for the purpose of impairment testing, allocated to cash-generating units that are expected to benefit from the synergies of the combination. Any impairment loss for goodwill is recognised directly in profit or loss. An impairment loss recognised for goodwill is not reversed in subsequent periods.

On disposal of a cash-generating unit to which goodwill is allocated, the goodwill associated with the disposed cash-generating unit is included in the carrying amount of the cash-generating unit when determining the gain or loss on disposal.

Other intangible assets

Other intangible assets that are acquired by the Group and that have finite useful lives are measured at cost less accumulated amortisation and accumulated impairment losses. The cost of intangible assets acquired in a business combination is their fair value at the date of acquisition.

Computer software

Costs associated with maintaining software programmes are recognised as an expense as incurred. Development costs that are directly attributable to the design and testing of identifiable and unique software products controlled by the Group are recognised as intangible assets when the following criteria are met:

- it is technically feasible to complete the software so that it will be available for use
- management intends to complete the software and use it

Notes forming part of the Consolidated Financial Statements (Contd.)

for the Year Ended March 31, 2023

- there is an ability to use the software
- it can be demonstrated how the software will generate probable future economic benefits
- adequate technical, financial and other resources to complete the development and to use the software are available, and
- the expenditure attributable to the software during its development can be reliably measured.

Research and development

Expenditures on research activities undertaken with the prospect of gaining new scientific or technical knowledge and understanding are recognised in the statement of profit and loss when incurred. Development activities involve a plan or design for the production of new or substantially improved products and processes. Development expenditures are capitalised only if

- development costs can be measured reliably;
- the product or process is technically and commercially feasible;
- future economic benefits are probable and
- the Group intends to, and has sufficient resources to complete development and to use or sell the asset.

The expenditures to be capitalised include the cost of materials and other costs directly attributable to preparing the asset for its intended use. Other development expenditures are recognised in the statement of profit and loss as incurred.

In-Process Research and Development assets ("IPR&D") or Intangible assets under development

Acquired research and development intangible assets that are under development are recognised as In-Process Research and Development assets ("IPR&D") or Intangible assets under development. IPR&D assets are not amortised, but evaluated for potential impairment on an annual basis or when there are indications that the carrying value may not be recoverable. Any impairment charge on such IPR&D assets is recorded in the statement of profit and loss under "Impairment of non-current assets".

Subsequent expenditures are capitalised only when they increase the future economic benefits embodied in the specific asset to which they relate. All other expenditures, including expenditures on internally generated goodwill and brands, is recognised in the statement of profit and loss as incurred.

Subsequent expenditure on an IPR&D asset acquired separately or in a business combination and recognised as an intangible asset is:

- a) recognised as an expense when incurred, if it is a research expenditure;
- b) recognised as an expense when incurred, if it is a development expenditure that does not satisfy the criteria for recognition as an intangible asset in paragraph 57 of Ind AS 38; and
- c) added to the carrying amount of the acquired IPR&D asset, if it is a development expenditure that satisfies the recognition criteria in paragraph 57 of Ind AS 38.

An intangible asset is derecognised on disposal, or when no future economic benefits are expected from use or disposal. Gains or losses arising from de-recognition of an intangible asset, measured as the difference between the net disposal proceeds and the carrying amount of the asset, and are recognised in the Statement of Profit and Loss when the asset is derecognised.

Amortisation methods and periods

Amortisation is recognised in the statement of profit and loss on a straight-line basis over the estimated useful lives of intangible assets. The amortisation expense is recognised in the statement of profit and loss account in the expense category that is consistent with the function of the intangible asset. Intangible assets that are not available for use are amortised from the date they are available for use.

Notes forming part of the Consolidated Financial Statements (Contd.)

for the Year Ended March 31, 2023

The amortisation period and the amortisation method for intangible assets with a finite useful life are reviewed at each reporting date. Changes in the expected useful lives or expected pattern of consumption of future economic benefits embodied in the assets are considered to modify the amortisation period or method, as appropriate and are treated as change in accounting estimate.

Goodwill, intangible assets relating to products in development, other intangible assets not available for use and intangible assets having indefinite useful life are subject to impairment testing at each reporting date. All other intangible assets are tested for impairment when there are indications that the carrying value may not be recoverable. All impairment losses are recognised immediately in the statement of profit and loss under "Impairment of non current assets"

(f) Impairment of non financial assets

The Group assesses, at each reporting date, whether there is an indication that an asset may be impaired. If any indication exists, or when annual impairment testing for an asset is required, the Group estimates the asset's recoverable amount. An asset's recoverable amount is the higher of an asset's fair value less costs of disposal and its value in use. Recoverable amount is determined for an individual asset, unless the asset does not generate cash inflows that are largely independent of those from other assets or groups of assets. When the carrying amount of an asset exceeds its recoverable amount, the asset is considered impaired and is written down to its recoverable amount.

In assessing value in use, the estimated future cash flows are discounted to their present value using a pre-tax discount rate that reflects current market assessments of the time value of money and the risks specific to the asset. In determining fair value less costs of disposal, recent market transactions are taken into account. If no such transactions can be identified, an appropriate valuation model is used.

Impairment losses of continuing operations, including impairment on inventories, are recognised in the statement of profit and loss. After impairment, depreciation is provided on the revised carrying amount of the asset over its remaining useful life.

A previously recognised impairment loss (except for goodwill) is reversed only if there has been a change in the assumptions used to determine the asset's recoverable amount since the last impairment loss was recognised. The reversal is limited to the carrying amount of the asset.

(g) Leases

A contract is, or contains, a lease if the contract conveys the right to control the use of an identified asset for a period of time in exchange for consideration.

(i) As a lessee

The Group has only short term leases or low value leases. The Group has elected not to apply the requirements of Ind AS 116 Leases to short-term leases of all assets that have a lease term of 12 months or less and leases for which the underlying asset is of low value. Payments associated with short-term leases and all leases of low-value assets are recognised on a straight-line basis as an expense in the statement of profit and loss.

(ii) As a lessor

Leases are classified as finance leases when substantially all of the risks and rewards of ownership transfer from the Group to the lessee. Amounts due from lessees under finance leases are recorded as receivables at the Group's net investment in the leases. Finance lease income is allocated to accounting periods so as to reflect a constant periodic rate of return on the net investment outstanding in respect of the lease.

Lease income from operating leases where the Group is a lessor is recognised in income on a straight-line basis over the lease term unless the receipts are structured to increase in line with expected general inflation to compensate for the expected inflationary cost increases. The respective leased assets are included in the balance sheet based on their nature.

Notes forming part of the Consolidated Financial Statements (Contd.)

for the Year Ended March 31, 2023

(h) Inventories

Inventories consist of Raw Materials, Stores and Spares, Packing Materials, Work-in Progress, Goods in Transit and Finished Goods and are measured at the lower of cost and net realisable value. Cost includes expenditures incurred in acquiring the inventories, production or conversion costs and other costs incurred in bringing them to their existing location and condition.

Cost of Raw Materials, Stores & Spares and Packing Materials is determined using First in First out (FIFO) Method. Cost of Work-in-Progress and Finished Goods is determined on absorption costing method.

Net realisable value is the estimated selling price in the ordinary course of business, less the estimated costs of completion and selling expenses.

(i) Revenue recognition

(i) Revenue is recognised upon transfer of control of promised goods or services to Customers (i.e. when performance obligation is satisfied) for an amount that reflects the consideration which the Group expects to receive in exchange for those products or services. The point at which control passes is determined based on terms of agreement with the customer or as per general industry / market practice.

Revenue is measured based on the transaction price, which is the consideration, adjusted for trade discounts, allowances or any other price concessions as may be agreed with the customers at the time of sale. Revenues also excludes Goods and Services Tax (GST) or any other taxes collected from the Customers and net of returns and discounts.

(ii) In respect of other fixed-price contracts, revenue is recognised using percentage-of-completion method ('POC method') of accounting with contract costs incurred determining the degree of completion of the performance obligation.

(iii) Interest income

Interest income, including income arising from other financial instruments measured at amortised cost, is recognised using the effective interest rate method.

(iv) Dividend income

Dividend income is recognised when the Group's right to receive the payment is established, which is generally when shareholders approve the dividend.

(j) Income Taxes

Income tax expense comprises current tax expense and the net change in the deferred tax asset or liability during the year. Current and deferred taxes are recognised in statement of profit and loss, except when they relate to items that are recognised in other comprehensive income or directly in equity, in which case, the current and deferred tax are also recognised in other comprehensive income or directly in equity, respectively.

(i) Current income tax

Current income tax for current and prior periods is recognised at the amount expected to be paid to or recovered from the tax authorities, using the tax rates and tax laws that have been enacted or substantively enacted on the reporting date. The Group offsets current tax assets and current tax liabilities, where it has a legally enforceable right to set off the recognised amounts and where it intends either to settle on a net basis, or to realise the asset and settle the liability simultaneously.

(ii) Deferred tax

Deferred income tax is recognised using the balance sheet approach. Deferred tax is recognised on temporary differences at the balance sheet date between the tax base of assets and liabilities and their carrying amounts for financial reporting purposes, except when the deferred income tax arises from the initial recognition of goodwill

Notes forming part of the Consolidated Financial Statements (Contd.)

for the Year Ended March 31, 2023

or an asset or liability in a transaction that is not a business combination and affects neither accounting nor taxable profit or loss at the time of the transaction.

Deferred income tax assets are recognised for all deductible temporary differences, carry forward of unused tax credits and unused tax losses, to the extent that it is probable that taxable profit will be available against which the deductible temporary differences, and the carry forward of unused tax credits and unused tax losses can be utilised.

The carrying amount of deferred income tax assets is reviewed at each balance sheet date and reduced to the extent that it is no longer probable that sufficient taxable profit will be available to allow all or part of the deferred income tax asset to be utilised.

Deferred income tax assets and liabilities are measured at the tax rates that are expected to apply in the period when the asset is realised or the liability is settled, based on tax rates (and tax laws) that have been enacted or substantively enacted at the balance sheet date.

Deferred tax assets and deferred tax liabilities are offset if a legally enforceable right exists to set off current tax assets against current tax liabilities and the deferred taxes relate to the same taxable entity and the same taxation authority.

(iii) Minimum Alternate Tax

MAT payable for a year is charged to the statement of profit and loss as current tax. The Group recognises MAT credit available in the statement of profit and loss as deferred tax with a corresponding asset only to the extent that there is probable certainty that the Group will pay normal income tax during the specified period, i.e., the period for which MAT credit is allowed to be carried forward. The said asset is shown as 'MAT Credit Entitlement' under Deferred Tax. The Group reviews the same at each reporting date and writes down the asset to the extent the Group does not have the probable certainty that it will pay normal tax during the specified period.

(k) Financial Instruments

A financial instrument is any contract that gives rise to a financial asset of one entity and a financial liability or equity instrument of another entity. Financial assets and financial liabilities are recognised when a Group becomes a party to the contractual provisions of the instruments.

Financial assets

Initial Recognition

All financial assets are recognised initially at fair value plus, in the case of financial assets not recorded at fair value through profit or loss, transaction costs that are attributable to the acquisition of the financial asset. Purchases or sales of financial assets that require delivery of assets within a time frame are recognised on the trade date, i.e., the date that the Group commits to purchase or sell the asset.

Trade receivables are recognised initially at the amount of consideration that is unconditional unless they contain significant financing components, in which case they are recognised at fair value. The Group's trade receivables do not contain any significant financing component and hence are measured at the transaction price measured under Ind AS 115 "Revenue from Contracts with Customers".

Subsequent measurement

For purposes of subsequent measurement, financial assets are classified in four categories:

- Debt instruments at amortised cost
- Debt instruments at fair value through other comprehensive income (FVTOCI)
- Debt instruments and equity instruments at fair value through profit or loss (FVTPL)
- Equity instruments measured at fair value through other comprehensive income (FVTOCI)

Notes forming part of the Consolidated Financial Statements (Contd.)

for the Year Ended March 31, 2023

(i) Debt instruments at amortised cost

A 'debt instrument' is measured at the amortised cost if both the following conditions are met:

- the asset is held within a business model whose objective is to hold assets for collecting contractual cash flows, and
- the contractual terms of the financial asset give rise on specified dates to cash flows that are solely payments of principal and interest on the principal amount outstanding.

After initial measurement, such financial assets are subsequently measured at amortised cost using the effective interest rate (EIR) method. Amortised cost is calculated by taking into account any discount or premium on acquisition and fees or costs that are an integral part of the EIR. The EIR amortisation is included in Other Income in the profit or loss. The losses arising from impairment are recognised in the profit or loss.

(ii) Debt instrument at FVTOCI

A 'debt instrument' is measured as at FVTOCI if both of the following criteria are met:

- the objective of the business model is achieved both by collecting contractual cash flows and selling the financial assets, and
- the contractual terms of the financial asset give rise on specified dates to cash flows that are solely payments of principal and interest on the principal amount outstanding.

Debt instruments included within the FVTOCI category are measured initially as well as at each reporting date at fair value. Fair value movements are recognised in the OCI. However, the Group recognises interest income, impairment losses and reversals and foreign exchange gain or loss in the statement of profit and loss. On derecognition of the asset, cumulative gain or loss previously recognised in OCI is reclassified to the statement of profit and loss. Interest earned while holding a FVTOCI debt instrument is reported as interest income using the effective interest rate method

(iii) Debt instrument at FVTPL

FVTPL is a residual category for debt instruments. Any debt instrument, which does not meet the criteria for categorisation as at amortised cost or as FVTOCI, is classified as at FVTPL.

In addition, the Group may elect to designate a debt instrument, which otherwise meets amortised cost or FVTOCI criteria, as at FVTPL. However, such election is allowed only if doing so reduces or eliminates a measurement or recognition inconsistency (referred to as an "accounting mismatch").

Debt instruments included within the FVTPL category are measured at fair value with all changes recognised in the statement of profit and loss"

(iv) Equity instruments measured at FVTOCI

All equity instruments in scope of Ind AS 109 are measured at fair value. Equity instruments which are held for trading are classified as at FVTPL. For all other equity instruments, the Group may make an irrevocable election to present subsequent changes in the fair value in OCI. The Group makes such election on an instrument-by-instrument basis. The classification is made on initial recognition and is irrevocable.

If the Group decides to classify an equity instrument as at FVTOCI, then all fair value changes on the instrument, including foreign exchange gain or loss and excluding dividends, are recognised in the OCI. There is no recycling of the amounts from OCI to profit or loss, even on sale of investment. However, the Group may transfer the cumulative gain or loss within equity

Equity instruments included within the FVTPL category are measured at fair value with all changes recognised in the profit or loss.

Notes forming part of the Consolidated Financial Statements (Contd.)

for the Year Ended March 31, 2023

All recognised financial assets are subsequently measured in their entirety at either amortised cost or fair value, depending on the classification of the financial assets.

(v) Cash and Cash equivalents

The Group considers all highly liquid financial instruments, which are readily convertible into known amounts of cash that are subject to an insignificant risk of change in value and having original maturities of three months or less from the date of purchase, to be cash equivalents. Cash and cash equivalents consist of balances with banks which are unrestricted for withdrawal and usage.

Investments in subsidiaries, Associates and Joint Ventures

The Group has accounted for its subsidiaries, Associates and Joint Ventures at cost.

De-recognition

A financial asset (or, where applicable, a part of a financial asset or part of a group of similar financial assets) is primarily derecognised (i.e. removed from the Group's balance sheet) when:

- The contractual rights to receive cash flows from the asset have expired, or
- The Group has transferred its rights to receive contractual cash flows from the asset or has assumed an obligation to pay the received cash flows in full without material delay to a third party under a 'pass-through' arrangement, and either (a) the Group has transferred substantially all the risks and rewards of the asset, or (b) the Group has neither transferred nor retained substantially all the risks and rewards of the asset, but has transferred control of the asset."

When the Group has transferred its rights to receive cash flows from an asset or has entered into a pass-through arrangement, it evaluates if and to what extent it has retained the risks and rewards of ownership. When it has neither transferred nor retained substantially all of the risks and rewards of the asset, nor transferred control of the asset, the Group continues to recognise the transferred asset to the extent of the Group's continuing involvement. In that case, the Group also recognises an associated liability. The transferred asset and the associated liability are measured on a basis that reflects the rights and obligations that the Group has retained.

Impairment of trade receivables and other financial assets

In accordance with Ind AS 109, the Group applies expected credit loss (ECL), simplified model approach for measurement and recognition of Impairment loss on Trade receivables or any contractual right to receive cash or another financial asset that result from transactions that are within the scope of Ind AS 115.

The Group follows 'simplified approach' for recognition of impairment loss allowance on trade receivables or any contractual right to receive cash or another financial asset.

ECL impairment loss allowance (or reversal) recognised during the year is recognised as income / expense in the statement of Profit and Loss.

Financial liabilities

Classification as debt or equity

Debt and equity instruments issued by the Group are classified as either financial liabilities or as equity in accordance with the substance of the contractual arrangements and the definitions of a financial liability and an equity instrument.

Equity instruments

An equity instrument is any contract that evidences a residual interest in the assets of an entity after deducting all of its liabilities. Equity instruments issued by the Group are recognised at the proceeds received, net of direct issue costs.

Notes forming part of the Consolidated Financial Statements (Contd.)

for the Year Ended March 31, 2023

Repurchase of the Group's own equity instruments is recognised and deducted directly in equity. No gain or loss is recognised in profit or loss on the purchase, sale, issue or cancellation of the Group's own equity instruments.

Initial recognition and measurement

Financial liabilities are recognised when the Group becomes a party to the contractual provisions of the instrument. Financial liabilities are initially measured at the amortised cost unless at initial recognition, they are classified as fair value through profit and loss.

Subsequent measurement

Financial liabilities are subsequently measured at amortised cost using the effective interest rate method. Financial liabilities carried at fair value through profit or loss are measured at fair value with all changes in fair value recognised in the statement of profit and loss.

(i) Trade and other payables

These amounts represent liabilities for goods and services provided to the Group prior to the end of financial year which are unpaid. Trade and other payables are presented as current liabilities unless payment is not due within 12 months after the reporting year. They are recognised initially at their fair value and subsequently measured at amortised cost using the effective interest method.

(ii) Loans and borrowings

After initial recognition, interest-bearing loans and borrowings are subsequently measured at amortised cost using the EIR method. Gains and losses are recognised in profit or loss when the liabilities are derecognised as well as through the EIR amortisation process.

(iii) Financial guarantee contracts

Financial guarantee contracts are those contracts that require a payment to be made to reimburse the holder for a loss it incurs because the specified debtor fails to make a payment when due in accordance with the terms of a debt instrument. Financial guarantee contracts are recognised initially as a liability at fair value and if not designated as at FVTPL, are subsequently measured at the higher of the amount of loss allowance determined as per impairment requirements of Ind AS 109 and the amount initially recognised less cumulative amount of income recognised.

De-recognition

A financial liability is derecognised when the obligation under the liability is discharged or cancelled or expires.

Embedded derivatives

Derivatives embedded in non-derivative host contracts that are not financial assets within the scope of Ind AS 109 are accounted for as separate derivatives and recorded at fair value if their economic characteristics and risks are not closely related to those of the host contracts and the host contracts are not held for trading or designated at fair value through profit or loss. These embedded derivatives are measured at fair value with changes in fair value recognised in profit or loss, unless designated as effective hedging instruments.

Reclassification of financial assets

The Group determines classification of financial assets and liabilities on initial recognition. After initial recognition, no reclassification is made for financial assets which are equity instruments and financial liabilities. For financial assets which are debt instruments, a reclassification is made only if there is a change in the business model for managing those assets. Changes to the business model are expected to be infrequent. The Group's senior management determines change in the business model as a result of external or internal changes which are significant to the Group's operations. Such changes are evident to external parties. A change in the business

Notes forming part of the Consolidated Financial Statements (Contd.)

for the Year Ended March 31, 2023

model occurs when the Group either begins or ceases to perform an activity that is significant to its operations. If the Group reclassifies financial assets, it applies the reclassification prospectively from the reclassification date which is the first day of the immediately next reporting period following the change in business model. The Group does not restate any previously recognised gains, losses (including impairment gains or losses) or interest.

Derivative financial instruments and hedge accounting

Initial recognition and subsequent measurement

The Group uses derivative financial instruments, such as forward currency contracts, full currency swap, options and interest rate swaps to hedge its foreign currency risks and interest rate risks respectively. Such derivative financial instruments are initially recognised at fair value on the date on which a derivative contract is entered into and are subsequently re-measured at fair value at the end of each reporting period. Derivatives are carried as financial assets when the fair value is positive and as financial liabilities when the fair value is negative.

Any gains or losses arising from changes in the fair value of derivatives are taken directly to profit or loss, except for the effective portion of cash flow hedges, which is recognised in OCI and later reclassified to profit or loss when the hedge item affects profit or loss or treated as basis adjustment if a hedged forecast transaction subsequently results in the recognition of a non-financial asset or non-financial liability.

For the purpose of hedge accounting, hedges are classified as:

- Fair value hedges when hedging the exposure to changes in the fair value of a recognised asset or liability or an unrecognised firm commitment.
- Cash flow hedges when hedging the exposure to variability in cash flows that is either attributable to a particular risk associated with a recognised asset or liability or a highly probable forecast transaction or the foreign currency risk in an unrecognised firm commitment

At the inception of a hedge relationship, the Group formally designates and documents the hedge relationship to which the Group wishes to apply hedge accounting and the risk management objective and strategy for undertaking the hedge. The documentation includes the Group's risk management objective and strategy for undertaking hedge, the hedging/economic relationship, the hedged item or transaction, the nature of the risk being hedged, hedge ratio and how the entity will assess the effectiveness of changes in the hedging instrument's fair value in offsetting the exposure to changes in the hedged item's fair value or cash flows attributable to the hedged risk. Such hedges are expected to be highly effective in achieving offsetting changes in Fair value or cash flows and are assessed on an ongoing basis to determine that they actually have been highly effective throughout the financial reporting periods for which they were designated.

Hedges that meet the strict criteria for hedge accounting are accounted for, as described below:

(i) Fair value hedges

Changes in fair value of the designated portion of derivatives that qualify as fair value hedges are recognised in profit or loss immediately, together with any changes in the fair value of the hedged asset or liability that are attributable to the hedged risk.

(ii) Cash flow hedges

The effective portion of changes in the fair value of the hedging instrument is recognised in OCI in the cash flow hedge reserve, while any ineffective portion is recognised immediately in profit or loss. The Group uses forward currency contracts as hedges of its exposure to foreign currency risk in forecast transactions and firm commitments. Amounts recognised as OCI are transferred to profit or loss when the hedged transaction affects profit or loss, such as when a forecast sale occurs. When the hedged item is the cost of a non-financial asset or non-financial liability, the amounts recognised as OCI are transferred to the initial carrying amount of the non-financial asset or liability.

Notes forming part of the Consolidated Financial Statements (Contd.)

for the Year Ended March 31, 2023

If the hedging instrument expires or is sold, terminated or exercised or if its designation as a hedge is revoked, or when the hedge no longer meets the criteria for hedge accounting, any cumulative gain or loss previously recognised in OCI remains separately in equity until the forecast transaction occurs or the foreign currency firm commitment is met. When a forecast transaction is no longer expected to occur, the gain or loss accumulated in equity is recognised immediately in profit or loss.

(l) Convertible financial instrument

Convertible instruments are separated into liability and equity components based on the terms of the contract.

On issuance of the convertible instruments, the fair value of the liability component is determined using a market rate for an equivalent non-convertible instrument. This amount is classified as a financial liability measured at amortised cost (net of transaction costs) until it is extinguished on conversion or redemption.

The remainder of the proceeds is allocated to the conversion option that is recognised and included in equity since conversion option meets Ind AS 32 criteria for fixed to fixed classification. Transaction costs are deducted from equity, net of associated income tax. The carrying amount of the conversion option is not remeasured in subsequent years.

Transaction costs are apportioned between the liability and equity components of the convertible instrument based on the allocation of proceeds to the liability and equity components when the instruments are initially recognised.

(m) Employee benefits

(i) Short-term obligations

Liabilities for wages and salaries, including non-monetary benefits that are expected to be settled wholly within 12 months after the end of the period in which the employees render the related service are recognised in respect of employees' services up to the end of the reporting period and are measured at the amounts expected to be paid when the liabilities are settled. The liabilities are presented as current employee benefit obligations in the balance sheet.

(ii) Other long-term employee benefit obligations

The liabilities for earned leave and sick leave are not expected to be settled wholly within 12 months after the end of the period in which the employees render the related service. They are therefore measured as the present value of expected future payments to be made in respect of services provided by employees up to the end of the reporting period using the projected unit credit method. The benefits are discounted using the market yields at the end of the reporting period that have terms approximating to the terms of the related obligation.

The obligations are presented as current liabilities in the balance sheet if the entity does not have an unconditional right to defer settlement for at least twelve months after the reporting period, regardless of when the actual settlement is expected to occur.

(iii) Post-employment obligations

The Group operates the following post-employment schemes:

- (a) defined benefit plans viz. gratuity,
- (b) defined contribution plans viz. provident fund.

(a) Gratuity obligations

The liability or asset recognised in the balance sheet in respect of defined benefit gratuity plans is the present value of the defined benefit obligation at the end of the reporting period less the fair value of plan assets. The defined benefit obligation is calculated annually by actuaries using the projected unit credit method.

Notes forming part of the Consolidated Financial Statements (Contd.)

for the Year Ended March 31, 2023

The present value of the defined benefit obligation is determined by discounting the estimated future cash outflows by reference to market yields at the end of the reporting period on government bonds that have terms approximating to the terms of the related obligation.

The net interest cost is calculated by applying the discount rate to the net balance of the defined benefit obligation and the fair value of plan assets. This cost is included in employee benefit expense in the statement of profit and loss.

Remeasurement gains and losses arising from experience adjustments and changes in actuarial assumptions are recognised in the period in which they occur, directly in other comprehensive income. They are disclosed as "Remeasurements of net defined benefit plans" under the head "Other Comprehensive Income" in the statement of changes in equity.

Changes in the present value of the defined benefit obligation resulting from plan amendments or curtailments are recognised immediately in profit or loss as past service cost.

(b) Defined contribution plans

The Group pays provident fund contributions to publicly administered provident funds as per local regulations. The Group has no further payment obligations once the contributions have been paid. The contributions are accounted for as defined contribution plans and the contributions are recognised as employee benefit expense when they are due. Prepaid contributions are recognised as an asset to the extent that a cash refund or a reduction in the future payments is available.

(iv) Termination benefits

Termination benefits are recognised as an expense in the statement of profit and loss when the Group is demonstrably committed, without realistic possibility of withdrawal, to a formal detailed plan to either terminate employment before the normal retirement date, or to provide termination benefits as a result of an offer made to encourage voluntary redundancy. Termination benefits for voluntary redundancies are recognised as an expense in the statement of profit and loss if the Group has made an offer encouraging voluntary redundancy, it is probable that the offer will be accepted, and the number of acceptances can be estimated reliably

(v) Compensated Absences

Compensated absences which are expected to occur within twelve months after the end of the period in which the employee renders the related services are recognised as undiscounted liability at the balance sheet date. Compensated absences which are not expected to occur within twelve months after the end of the period in which the employee renders the related services are recognised as an actuarially determined liability at the present value of the defined benefit obligation at the balance sheet date using the Projected Unit Credit Method.

(n) Provisions, Contingent Liabilities and Contingent Assets

Provisions are recognised when the Group has a present obligation (legal or constructive) as a result of a past event and it is probable that an outflow of resources, that can be reliably estimated, will be required to settle such an obligation and a reliable estimate can be made of the amount of obligation.

If the effect of the time value of money is material, provisions are determined by discounting the expected future cash flows to net present value using an appropriate pre-tax discount rate that reflects current market assessments of the time value of money and, where appropriate, the risks specific to the liability. Unwinding of the discount is recognised in the Statement of Profit and Loss as a finance cost. Provisions are reviewed at each reporting date and are adjusted to reflect the current best estimate.

A present obligation that arises from past events where it is either not probable that an outflow of resources will be required to settle or a reliable estimate of the amount cannot be made, is disclosed as a contingent liability. Contingent liabilities are also disclosed when there is a possible obligation arising from past events, the existence of

Notes forming part of the Consolidated Financial Statements (Contd.)

for the Year Ended March 31, 2023

which will be confirmed only by the occurrence or non-occurrence of one or more uncertain future events not wholly within the control of the Group.

Claims against the Group where the possibility of any outflow of resources in settlement is remote, are not disclosed as contingent liabilities.

Contingent assets are not recognised in the financial statements. A contingent asset is disclosed where an inflow of economic benefits is probable. Contingent assets are assessed continually and, if it is virtually certain that an inflow of economic benefits will arise, the asset and related income are recognised in the period in which the change occurs.

(o) Borrowing costs

General and specific borrowing costs that are directly attributable to the acquisition, construction or production of a qualifying asset are capitalised during the period of time that is required to complete and prepare the asset for its intended use or sale. Qualifying assets are assets that necessarily take a substantial period of time to get ready for their intended use or sale.

Investment income earned on the temporary investment of specific borrowings pending their expenditure on qualifying assets is deducted from the borrowing costs eligible for capitalisation. Other borrowing costs are expensed in the year in which they are incurred.

Borrowing costs consists of interest and other costs that an entity incurs in connection with the borrowing of funds.

(p) Segment Reporting - Identification of Segments

An operating segment is a component of the Group that engages in business activities from which it may earn revenues and incur expenses, whose operating results are regularly reviewed by the Group's chief operating decision maker to make decisions for which discrete financial information is available. Based on the management approach as defined in Ind AS 108, the chief operating decision maker evaluates the Group's performance and allocates resources based on an analysis of various performance indicators by geographic segments.

(q) Earnings per share

Basic earnings per share are computed by dividing the net profit after tax by the weighted average number of equity shares outstanding during the year. Diluted earnings per share is computed by dividing the profit after tax by the weighted average number of equity shares considered for deriving basic earnings per share and also the weighted average number of equity shares that could have been issued upon conversion of all dilutive potential equity shares.

(r) Cash and cash equivalents

Cash and cash equivalents in the Balance Sheet comprise cash at bank and in hand and short-term deposits with banks having the maturity of three months or less which are subject to insignificant risk of changes in value.

(s) Cash Flow Statement

Cash Flows are reported using the indirect method, whereby profit before tax is adjusted for the effects of transactions of a non-cash nature, any deferrals or accruals of past or future operating cash receipts or payments and item of income or expenses associated with investing or financing cash flows. The cash flows from operating, investing and financing activities of the Group are segregated.

(t) Dividends

The Group recognises a liability to make dividend distributions to equity holders of the Group when the distribution is authorised and the distribution is no longer at the discretion of the Group. As per the corporate laws in India, a distribution is authorised when it is approved by the shareholders. A corresponding amount is recognised directly in equity.

Notes forming part of the Consolidated Financial Statements (Contd.)

for the Year Ended March 31, 2023

(u) Significant accounting judgements, estimates and assumptions

The preparation of these financial statements in conformity with the recognition and measurement principles of Ind AS requires the management of the Group to make judgement, estimates and assumptions that affect the reported balances of assets and liabilities, disclosures relating to contingent liabilities as at the date of the financial statements and the reported amounts of income and expense for the periods presented. Actual results may differ from these estimates.

Estimates and underlying assumptions are reviewed on an ongoing basis. Revisions to accounting estimates are recognised in the period in which the estimates are revised and future periods are affected.

In particular, information about significant areas of estimation uncertainty and critical judgements in applying accounting policies that have the most significant effect on the amounts recognised in the financial statements is included in the following notes:

- (i) Impairment of non - financial assets - Note 2.3(f)
- (ii) Useful lives of property, plant and equipment and intangible assets - Note 2.3(d) and (e)
- (iii) Valuation of deferred tax assets - Note 2.3(j)(ii)
- (iv) Defined benefit plans - Note 2.3(m)(iii)(a)
- (v) Provisions and contingent liabilities - 2.3(n)
- (vi) Fair value measurement - 2.3(b)

3 RECENT PRONOUNCEMENTS

Ministry of Corporate Affairs ("MCA") notifies new standard or amendments to the existing standards under Companies (Indian Accounting Standards) Rules as issued from time to time. On March 31, 2023, MCA amended the Companies (Indian Accounting Standards) Rules, 2015 by issuing the Companies (Indian Accounting Standards) Amendment Rules, 2023, applicable from April 01, 2023, as below:

IND AS 1 – PRESENTATION OF FINANCIAL STATEMENTS

The amendments require companies to disclose their material accounting policies rather than their significant accounting policies. Accounting policy information, together with other information, is material when it can reasonably be expected to influence decisions of primary users of general purpose financial statements. The Group does not expect this amendment to have any significant impact in its standalone financial statements."

IND AS 12 – INCOME TAXES

The amendments clarify how companies account for deferred tax on transactions such as leases and decommissioning obligations. The amendments narrowed the scope of the recognition exemption in paragraphs 15 and 24 of Ind AS 12 (recognition exemption) so that it no longer applies to transactions that, on initial recognition, give rise to equal taxable and deductible temporary differences. The Group does not expect this amendment to have any significant impact in its standalone financial statements.

IND AS 8 – ACCOUNTING POLICIES, CHANGES IN ACCOUNTING ESTIMATES AND ERRORS

The amendments will help entities to distinguish between accounting policies and accounting estimates. The definition of a change in accounting estimates has been replaced with a definition of accounting estimates. Under the new definition, accounting estimates are "monetary amounts in financial statements that are subject to measurement uncertainty". Entities develop accounting estimates if accounting policies require items in financial statements to be measured in a way that involves measurement uncertainty. The Group does not expect this amendment to have any significant impact in its standalone financial statements.

Notes forming part of the Consolidated Financial Statements (Contd.)

for the Year Ended March 31, 2023

4 PROPERTY, PLANT AND EQUIPMENT

(₹ in Lacs)

Particulars	Freehold Land	Buildings	Plant and Equipment	Furniture and Fixtures	Vehicles	Office Equipment	Computer	R & D Equipment	Total
Gross Amount									
As At April 01, 2021	444.61	3,192.86	11,194.12	182.89	174.12	40.81	130.40	4.08	15,363.89
Additions	-	960.63	3,874.93	14.21	27.70	1.52	34.51	-	4,913.50
Adjustments *	-	-	(1.43)	(0.54)	-	-	-	-	(1.97)
Disposals/Transfer	-	-	-	-	9.54	-	-	-	9.54
As At March 31, 2022	444.61	4,153.49	15,067.62	196.56	192.28	42.33	164.91	4.08	20,265.88
Additions	-	410.34	2,061.57	83.10	67.80	10.42	44.52	-	2,677.75
Adjustments *	-	-	0.59	0.35	-	-	-	-	0.94
Disposals/Transfer	-	-	-	-	-	-	-	-	-
As At March 31, 2023	444.61	4,563.83	17,129.78	280.01	260.08	52.75	209.43	4.08	22,944.57
Accumulated depreciation and impairment									
As At April 01, 2021	-	488.44	3,641.47	85.67	104.66	26.64	88.12	1.85	4,436.85
Additions	-	124.13	847.26	17.44	23.66	4.99	19.65	0.17	1,037.29
Adjustments *	-	-	(1.15)	(0.54)	-	-	-	-	(1.70)
Disposals/Transfer	-	-	-	-	7.21	-	-	-	7.21
As At March 31, 2022	-	612.57	4,487.58	102.57	121.11	31.63	107.77	2.02	5,465.23
Additions	-	118.36	1,005.07	22.44	22.55	3.77	24.13	0.16	1,196.48
Adjustments *	-	-	0.35	0.14	-	-	-	-	0.49
Disposals/Transfer	-	-	-	-	-	-	-	-	-
As At March 31, 2023	-	730.93	5,493.00	125.15	143.66	35.40	131.90	2.18	6,662.20
Net Carrying Amount									
As At March 31, 2022	444.61	3,540.92	10,580.04	94.00	71.17	10.70	57.14	2.06	14,800.65
As At March 31, 2023	444.61	3,832.90	11,636.78	154.86	116.42	17.35	77.53	1.90	16,282.37

* Adjustments represents impact of fluctuation in foreign currency due to translation of fixed assets of foreign subsidiary

CWIP Ageing Schedule

As At March 31, 2023

Capital Work in Progress	Amount in CWIP for a period of				Total
	Less than 1 year	1-2 years	2-3 years	More than 3 years	
Projects in Progress	2,811.83	388.44	272.52	2,092.99	5,565.78
Projects temporarily suspended	-	-	-	-	-

As on the date of balance sheet, there are no capital work-in-progress projects whose completion is overdue or has exceeded the cost, based on approved plan.

As At March 31, 2022

Capital Work in Progress	Amount in CWIP for a period of				Total
	Less than 1 year	1-2 years	2-3 years	More than 3 years	
Projects in Progress	349.76	311.20	472.28	1,620.71	2,753.95
Projects temporarily suspended	-	-	-	-	-

As on the date of balance sheet, there are no capital work-in-progress projects whose completion is overdue or has exceeded the cost, based on approved plan.

Notes forming part of the Consolidated Financial Statements (Contd.)

for the Year Ended March 31, 2023

5 INTANGIBLE ASSETS

Particulars	Product Development Cost	Intangible Assets- Ticagrelor	Goodwill on consolidation	Total
Gross Amount				
As At April 01, 2021	351.01	15.68	0.58	367.27
Additions/Transfer	47.87	-	-	47.87
Disposals/Transfer	-	-	-	-
As At March 31, 2022	398.88	15.68	0.58	415.14
Additions/Transfer	23.70	-	-	23.70
Disposals/Transfer	-	-	-	-
As At March 31, 2023	422.58	15.68	0.58	438.84
Accumulated amortisation				
As At April 01, 2021	66.94	7.90	-	74.84
Amortisation	72.29	-	-	72.29
Disposals/Transfer	-	-	-	-
As At March 31, 2022	139.23	7.90	-	147.13
Amortisation	74.76	-	-	74.76
Disposals/Transfer	-	-	-	-
As At March 31, 2023	213.99	7.90	-	221.89
Net Carrying Amount				
As At March 31, 2022	259.65	7.78	0.58	268.01
As At March 31, 2023	208.59	7.78	0.58	216.95

Intangible Assets under Development Ageing Schedule

As At March 31, 2023

Intangible Assets under Development	Amount in CWIP for a period of				Total
	Less than 1 year	1-2 years	2-3 years	More than 3 years	
Projects in Progress	682.54	204.16	94.15	411.17	1,392.02
Projects temporarily suspended	-	-	-	-	-

As on the date of balance sheet, there are no Intangible Assets under Development projects whose completion is overdue or has exceeded the cost, based on approved plan.

As At March 31, 2022

Intangible Assets under Development	Amount in CWIP for a period of				Total
	Less than 1 year	1-2 years	2-3 years	More than 3 years	
Projects in Progress	245.19	79.83	113.91	361.83	800.76
Projects temporarily suspended	-	-	-	-	-

As on the date of balance sheet, there are no Intangible Assets under Development projects whose completion is overdue or has exceeded the cost, based on approved plan.

Notes forming part of the Consolidated Financial Statements (Contd.)

for the Year Ended March 31, 2023

6 NON - CURRENT FINANCIAL ASSETS - INVESTMENT

(₹ in Lacs)

Note No.	Particulars	Face Value per share (in ₹)	As at March 31, 2023	As at March 31, 2022
a)	Investments in Equity Instruments - Quoted - (at fair value through other comprehensive income (FVTOCI))			
	30 shares (March 31, 2022: 30 shares) of Advent Computers Limited	10	-	-
	Sub - Total		-	-
b)	Investments in Equity Instruments - Unquoted - (at fair value through other comprehensive income (FVTOCI))			
	20,000 shares (March 31, 2022: 20,000 shares) of Kapol Co-Op. Bank Limited	10	2.00	2.00
	3,500 shares (March 31, 2022: 3,500 shares) of Saraswat Co-Op. Bank Limited	10	5.26	5.53
	Less: Provision for impairment in value of investments		(2.00)	(2.00)
	Sub - Total		5.26	5.53
c)	Investments in Government securities (non-trade) - (at amortised cost)			
	7 years national savings certificate (lodged with collector of central excise and sales tax authority-Mumbai)		0.40	0.40
	Total - A + B + C		5.66	5.93
	Aggregate amount of quoted Investments		0.24	0.24
	Market value of quoted investments		-	-
	Aggregate amount of unquoted Investments		(59.65)	4.60
	Aggregate amount of impairment in value of investments		2.00	2.00

7 NON - CURRENT FINANCIAL ASSETS - OTHERS

(₹ in Lacs)

Particulars	As at March 31, 2023	As at March 31, 2022
Unsecured, considered good		
Security deposits	452.55	383.42
Total	452.55	383.42

Notes forming part of the Consolidated Financial Statements (Contd.)

for the Year Ended March 31, 2023

8 OTHER NON - CURRENT ASSETS

(₹ in Lacs)

Particulars	As at March 31, 2023	As at March 31, 2022
Considered good		
Capital advances	875.01	374.96
Deduction of Income Tax	105.91	60.66
Premium on Land under operating lease	111.81	113.35
Prepaid expenses	55.12	39.55
Total	1,147.85	588.52

9 INVENTORIES

(₹ in Lacs)

Particulars	As at March 31, 2023	As at March 31, 2022
(Valued at lower of cost or net realisable value)		
Raw materials {Includes stocks in transit ₹ 544.79 Lacs (March 31, 2022: ₹ 236.19 Lacs)}	6,681.37	7,231.12
Work-in-progress	4,350.08	5,587.32
Finished goods	1,361.55	1,385.91
Stores and spares	260.64	221.34
Packing materials	407.72	568.27
Total	13,061.36	14,993.96

10 CURRENT FINANCIAL ASSETS - TRADE RECEIVABLES

(₹ in Lacs)

Particulars	As at March 31, 2023	As at March 31, 2022
Undisputed Receivable from other parties		
Unsecured, Considered Good	16,279.28	12,730.01
Significant increase in credit risk	-	13.72
Credit impaired	36.43	37.29
Less: Expected credit loss	(59.69)	(44.69)
Total	16,256.02	12,736.33

Particulars	Receivable from other parties	Receivable from other parties
Outstanding for following periods from date of Invoice	Unsecured, Considered Good	Unsecured, Considered Good
Less than 6 months	16,211.45	12,651.80
6 months -1 year	29.96	27.66
1-2 years	20.13	30.97
2-3 years	1.93	19.58
More than 3 years	15.80	-
Total	16,279.28	12,730.01

Notes forming part of the Consolidated Financial Statements (Contd.)

for the Year Ended March 31, 2023

Particulars	Receivable from other parties	Receivable from other parties
Outstanding for following periods from date of Invoice	Significant increase in credit risk	Significant increase in credit risk
Less than 6 months	-	-
6 months -1 year	-	-
1-2 years	-	13.72
2-3 years	-	-
More than 3 years	-	-
Total (B)	-	13.72
Outstanding for following periods from date of Invoice	Credit impaired	Credit impaired
Less than 6 months	-	-
6 months -1 year	-	0.85
1-2 years	-	8.85
2-3 years	16.36	24.73
More than 3 years	20.07	2.86
Total (C)	36.43	37.29
(A+B+C)	16,315.71	12,781.02
Less: Expected credit loss	(59.69)	(44.69)
	16,256.02	12,736.33

11 CURRENT FINANCIAL ASSETS - CASH AND CASH EQUIVALENTS

(₹ in Lacs)

Particulars	As at March 31, 2023	As at March 31, 2022
Balances with Banks		
On Current Accounts	725.69	570.86
In Fixed Deposit Accounts (Maturity of less than 3 months)	11.53	11.53
Cash on Hand	2.44	4.44
Total	739.66	586.83

Notes forming part of the Consolidated Financial Statements (Contd.)

for the Year Ended March 31, 2023

12 CURRENT FINANCIAL ASSETS - BANK BALANCES OTHER THAN CASH AND CASH EQUIVALENTS

(₹ in Lacs)

Particulars	As at March 31, 2023	As at March 31, 2022
Earmarked balances with banks		
Unpaid Dividend Account	30.75	18.29
Fixed deposits (Held as margin money or security against the guarantees)		
Maturity of less than 3 months	-	-
Maturity of more than 3 months & less than 12 months	487.56	5,108.00
Total	518.31	5,126.29

13 CURRENT FINANCIAL ASSETS - OTHERS

(₹ in Lacs)

Particulars	As at March 31, 2023	As at March 31, 2022
Unsecured, considered good		
Security deposits	2.06	1.91
Loans to employees	72.23	59.75
Total	74.29	61.66

14 OTHER CURRENT FINANCIAL ASSETS

(₹ in Lacs)

Particulars	As at March 31, 2023	As at March 31, 2022
Foreign currency forward / option contracts	-	94.86
Interest receivable	7.11	4.09
Total	7.11	98.95

15 CURRENT TAX ASSETS (NET)

(₹ in Lacs)

Particulars	As at March 31, 2023	As at March 31, 2022
Advance income-tax (Net of provision of taxation)	177.86	23.86
Total	177.86	23.86

16 OTHER CURRENT ASSETS

(₹ in Lacs)

Particulars	As at March 31, 2023	As at March 31, 2022
Prepaid Expenses	354.10	235.37
Balance with statutory / government authorities	8,502.40	7,469.60
Others	215.60	154.62
Total	9,072.10	7,859.59

Notes forming part of the Consolidated Financial Statements (Contd.)

for the Year Ended March 31, 2023

17 EQUITY SHARE CAPITAL

(₹ in Lacs)

Particulars	As at March 31, 2023		As at March 31, 2022	
	Number	Amount	Number	Amount
Authorised				
Equity Shares of ₹ 10 each	5,62,50,000	5,625.00	5,62,50,000	5,625.00
Preference Shares of ₹ 10 each	1,37,50,000	1,375.00	1,37,50,000	1,375.00
Total	7,00,00,000	7,000.00	7,00,00,000	7,000.00
Issued				
Equity Shares of ₹ 10 each fully paid up	4,82,12,601	4,821.26	4,82,12,601	4,821.26
Subscribed and Paid up				
Equity Shares of ₹ 10 each fully paid up	4,82,10,605	4,821.06	4,82,10,605	4,821.06
Total	4,82,10,605	4,821.06	4,82,10,605	4,821.06

(i) Reconciliation of Number of Equity Shares

(₹ in Lacs)

Particulars	As at	As at
	March 31, 2023	March 31, 2022
	Number of Shares	Number of Shares
Opening Balance	4,82,10,605	4,32,52,602
Add : Shares Issued during the year		49,59,999
Less: Shares forfeited *		1,996
Closing Balance	4,82,10,605	4,82,10,605

* The Corporate Affairs Committee, a Board Committee of the Company in its meeting held on February 12, 2021, had forfeited 1,996 partly paid-up Equity Shares of ₹ 10 each as the call amount outstanding at the rate of ₹ 20 per share (consisting of ₹ 5 towards face value and ₹ 15 towards securities premium) had remained unpaid. The same was disclosed under the head Equity Share Capital. During the year 2021-2022, the management had cancelled the aforesaid forfeited 1996 equity shares aggregating to ₹ 0.10 Lacs as the same shall not be reissued and the same was transferred to "Capital Reserve" under the head "Other Equity".

(ii) Rights, Preferences and Restrictions attaching to each class of shares Equity Shares having a face value of ₹ 10.

As to voting

The Company has only one class of shares referred to as equity shares having a face value of ₹ 10. Each holder of the equity share is entitled to one vote per share.

As to distribution of dividends

The Shareholders are entitled to receive dividend in proportion to the amount of paid up equity shares held by them. The dividend proposed by the Board of Directors is subject to approval of the shareholders in the ensuing Annual General Meeting, except in case of interim dividend which is recognised on approval by board of directors.

As to repayment of capital

In the event of liquidation of the Company, the holders of equity shares are entitled to receive the remaining assets of the Company after distribution of all preferential amounts. The distribution will be in proportion of the number of shares held by the shareholders.

Notes forming part of the Consolidated Financial Statements (Contd.)

for the Year Ended March 31, 2023

(iii) Shares held by Holding / Ultimate Holding Company and / or their Subsidiaries / Associates

There is no Holding Company or Ultimate Holding Company of the Company. Accordingly, disclosures pertaining to shares of the Company held by holding company or its ultimate holding company including shares held by subsidiaries or associates of the holding company or the ultimate holding company is not applicable.

(iv) Details of shareholders holding more than 5% shares in the Company

(₹ in Lacs)

Name of Shareholder	As at March 31, 2023		As at March 31, 2022	
	No. of Shares held	% of Holding	No. of Shares held	% of Holding
Equity Shares of ₹ 10 each fully paid				
Panorama Finvest Pvt Limited	38,00,000	7.88%	38,00,000	7.88%
Sarvamangal Mercantile Co. Limited	29,02,951	6.02%	29,02,951	6.02%
Oricon Enterprises Limited	62,17,183	12.90%	59,61,758	12.90%

(v) Details of Shares held by the promoters of the Company

(₹ in Lacs)

Promoter Name	As at March 31, 2023			As at March 31, 2022		
	No of Shares	% of total Shares	% Change during the Year	No of Shares	% of total Shares	% Change during the Year
Equity Shares of ₹ 10 each fully paid						
Rajendra Somani	20,53,750	4.26%	-11.63%	23,24,250	4.82%	(10.29%)
Susheel Somani	8,71,900	1.81%	0.00%	8,71,900	1.81%	(10.29%)
Hridai Susheel Somani	1,16,900	0.24%	0.00%	1,16,900	0.24%	(10.29%)
Mridula Somani	4,99,400	1.04%	118.18%	2,28,900	0.47%	(10.29%)
Surendra Somani	5,03,075	1.04%	0.00%	5,03,075	1.04%	(10.29%)
Jaya Somani	2,58,500	0.54%	0.00%	2,58,500	0.54%	(10.29%)
Adarsh Somani	1,81,250	0.38%	0.00%	1,81,250	0.38%	(10.29%)
Suhrid Somani	93,300	0.19%	0.00%	93,300	0.19%	(10.29%)
Vandana Somani	3,25,200	0.67%	0.00%	3,25,200	0.67%	(10.29%)
Kumkum Somani	35,635	0.07%	0.00%	35,635	0.07%	(10.29%)
Varun Somani	2,72,500	0.57%	0.00%	2,72,500	0.57%	(10.29%)
Nupur Somani	2,70,000	0.56%	0.00%	2,70,000	0.56%	(10.29%)
Hazarimall Somani	21,000	0.04%	100.00%	-	-	-
Debonair Publication Private Limited	1,000	0.00%	0.00%	1,000	0.00%	(10.29%)
G Claridge & Company Limited	3,42,500	0.71%	0.00%	3,42,500	0.71%	(10.29%)
Oricon Enterprises Limited	62,17,183	12.90%	0.00%	62,17,183	12.90%	(7.31%)
Parijat Shipping and Finale Limited	3,85,209	0.80%	0.00%	3,85,209	0.80%	(10.29%)
Kopran Lifestyle Limited	3,950	0.01%	0.00%	3,950	0.01%	(10.29%)
Sarvamangal Mercantile Co Ltd	29,02,951	6.02%	0.00%	29,02,951	6.02%	(10.29%)
United Shippers Limited	22,00,000	4.56%	0.00%	22,00,000	4.56%	100.00%
Panorama Finvest Private Limited	38,00,000	7.88%	0.00%	38,00,000	7.88%	(10.29%)

Notes forming part of the Consolidated Financial Statements (Contd.)

for the Year Ended March 31, 2023

18 OTHER EQUITY

(₹ in Lacs)

Particulars	As at March 31, 2023	As at March 31, 2022
Capital Contribution from holding		
Reserves and Surplus		
Capital Reserve	1,484.84	1,484.84
General Reserve	814.21	814.21
Securities Premium	24,379.12	24,379.12
Export Allowance Reserve	0.40	0.40
Retained Earnings	12,174.21	10,897.23
Sub - Total - A	38,852.78	37,575.80
Other Comprehensive Income (OCI)		
Equity Instruments through OCI	2.58	2.78
Foreign exchange fluctuation reserve	142.58	125.30
Remeasurements of net defined benefit plans	105.57	91.95
Sub - Total - B	250.73	220.03
Total - A + B	39,103.51	37,795.83

19 NON - CURRENT FINANCIAL LIABILITIES - BORROWINGS

(₹ in Lacs)

Particulars	As at March 31, 2023	As at March 31, 2022
Secured		
Term Loans		
From Others - Vehicle loan	65.07	15.16
From Banks	-	-
Unsecured		
From Others		
Loan Against Property of Bottle closure - Housing Development finance Corporation Limited	1,524.13	1,661.88
Inter corporate deposits		
Related Parties	-	-
Others	200.00	200.00
Total	1,789.19	1,877.04

Security, rate of interest and terms of repayment

a) Vehicle loans are secured by way of hypothecation of vehicles.

Rate of Interest - 7.73% p.a. to 9.71% p.a.

Terms of repayment are as under:

31.03.2024 - ₹ 13.24 Lacs

31.03.2025 - ₹ 16.18 Lacs

Notes forming part of the Consolidated Financial Statements (Contd.)

for the Year Ended March 31, 2023

31.03.2026 - ₹ 16.67 Lacs

31.03.2027 - ₹ 22.08 Lacs

31.03.2028 - ₹ 10.14 Lacs

b) Loan Against Property of Bottle closure - Housing Development finance Corporation Limited

The term loan carry adjustable interest rate of ICLR - 8.25% margin p.a. and is repayable in 99 equal monthly installments. The loan is secured against property of Bottle Closure India Private Limited. The loan is guaranted by others.

c) Inter-corporate deposits from related parties and other parties are unsecured.

Rate of Interest - 10% p.a.

Inter corporate deposits are repayable as under:

31.03.2025 - ₹ 200 Lacs

20 NON - CURRENT LIABILITIES - PROVISIONS

(₹ in Lacs)

Particulars	As at	
	March 31, 2023	March 31, 2022
Gratuity	686.14	662.01
Leave encashment	165.00	146.97
Total	851.14	808.98

21 DEFERRED TAX LIABILITIES

(₹ in Lacs)

Particulars	As at	
	March 31, 2023	March 31, 2022
Deferred Tax Liability		
Relating to depreciation on fixed assets	977.62	880.95
Fair value of equity instruments through OCI	0.62	0.69
(a)	978.24	881.64
Deferred Tax Assets		
Provision for gratuity	193.17	182.97
Provision for leave encashment	56.51	49.55
Provision for bonus	8.98	11.45
Provision for expected credit loss	11.18	9.92
Provision for impairment in value of investments	0.51	-
Fair value of equity instruments through OCI	-	0.51
(b)	270.35	254.40
Less: MAT Credit Entitlement	-	-
Total	707.89	627.24

Notes forming part of the Consolidated Financial Statements (Contd.)

for the Year Ended March 31, 2023

22 CURRENT FINANCIAL LIABILITIES - BORROWINGS

(₹ in Lacs)

Particulars	As at March 31, 2023	As at March 31, 2022
Secured, Repayable on demand		
From banks		
Cash credit / packing credit	3,782.28	3,749.67
Buyers credit	1,766.87	1,592.72
Current maturities of long-term debt (for Security, rate of interest and terms of repayment refer Note No. 19(a) and (b) above)	183.46	206.46
Unsecured, repayable on demand		
Loan from Director	2.00	29.00
Intercompany Deposit from Related Parties	-	-
Total	5,734.61	5,577.85

Security and rate of interest

Cash credit / packing credit / buyers credit is secured by:

1st pari passu hypothecation charge on entire stocks and receivables of the Company both present and future.

2nd pari passu charge on entire fixed assets of the Company both present and future.

Corporate Guarantee of Subsidiary Company - Kopran Research Laboratories Limited and personal guarantee of director / promoter aggregating to ₹ 2,885.00 Lacs.

Corporate Guarantee of Holding Company - Kopran Limited and personal guarantee of director / promoter aggregating to ₹ 6,425.00 Lacs.

Rate of Interest on cash credit - 8.55% p.a. to 11.60% p.a.

Rate of Interest on packing credit - SOFR + 200 bps to SOFR +230bps

Rate of Interest on buyers credit - SOFR + 40 bps to SOFR + 100 bps.

23 TRADE PAYABLES

(₹ in Lacs)

Particulars	As at March 31, 2023	As at March 31, 2022
Due to micro and small enterprises (Refer Note No. 43)	184.94	185.44
Due to related parties	-	
Due to Others [including acceptances ₹ Nil ((March 31, 2022: Nil)]	8,553.12	6,044.72
Total	8,738.06	6,230.16
Ageing of Trade Payables		
Outstanding for following periods from due date of Invoice		
Due to Others		
Less than 1 year	8,456.06	5,865.58

Notes forming part of the Consolidated Financial Statements (Contd.)

for the Year Ended March 31, 2023

(₹ in Lacs)

Particulars	As at March 31, 2023	As at March 31, 2022
Less than 1 year- Unbilled	42.21	50.35
1-2 years	35.08	29.00
2-3 years	-	22.03
More than 3 years	19.77	77.76
Total	8,553.12	6,044.72
Due to micro and small enterprises		
Less than 1 year	184.94	185.44
1-2 years	-	-
2-3 years	-	-
More than 3 years	-	-
Total	184.94	185.44

24 CURRENT FINANCIAL LIABILITIES - OTHER

(₹ in Lacs)

Particulars	As at March 31, 2023	As at March 31, 2022
Interest accrued	14.00	1.65
Unpaid Dividends	30.75	18.29
Security deposits	10.00	22.50
Foreign currency forward / option contracts	45.08	-
Other payables		
Creditors for capital goods	1,183.34	832.29
Employees payables	473.59	395.46
Creditors for expenses	530.92	1,068.75
Provision for expenses	98.37	32.97
Others	324.06	254.56
Total	2,710.11	2,626.47

Notes forming part of the Consolidated Financial Statements (Contd.)

for the Year Ended March 31, 2023

25 OTHER CURRENT LIABILITIES

(₹ in Lacs)

Particulars	As at March 31, 2023	As at March 31, 2022
Advance from customers	181.48	163.80
Statutory liabilities	104.10	115.21
Other payables	105.55	28.21
Total	391.13	307.22

26 CURRENT LIABILITIES - PROVISIONS

(₹ in Lacs)

Particulars	As at March 31, 2023	As at March 31, 2022
Gratuity	67.67	52.00
Leave encashment	55.52	46.42
Total	123.19	98.42

27 CURRENT TAX LIABILITIES

(₹ in Lacs)

Particulars	As at March 31, 2023	As at March 31, 2022
Provision for tax (Net of advance tax)	-	318.44
Total	-	318.44

28 REVENUE FROM OPERATIONS

(₹ in Lacs)

Particulars	Year Ended March 31, 2023	Year Ended March 31, 2022
Sale of products	54,817.90	47,427.72
Other operating revenues		
Scrap sales	96.72	167.25
Export Incentive	180.33	151.13
Service Income	-	-
Others	3.75	6.00
Total	55,098.70	47,752.10

Notes forming part of the Consolidated Financial Statements (Contd.)

for the Year Ended March 31, 2023

29 OTHER INCOME

(₹ in Lacs)

Particulars	Year Ended March 31, 2023	Year Ended March 31, 2022
Dividend income		
Long - term investments	0.07	0.07
Interest Income		
On fixed deposit	166.96	78.78
Others	3.17	53.69
Recovery of Bad Debts Earlier Written off	-	62.37
Rental Income	-	-
Liabilities written back (net)	60.94	73.13
Net gain on foreign currency transaction and translation	73.88	747.78
Profit on Sale of License	-	-
Financial guarantee obligation	-	-
Miscellaneous income	1.48	44.68
Total	306.50	1,060.49

30 COST OF MATERIAL CONSUMED

(₹ in Lacs)

Particulars	Year Ended March 31, 2023	Year Ended March 31, 2022
Raw material consumption		
Opening stock	7,231.12	5,346.33
Add: Purchases	29,203.77	29,335.47
	36,434.89	34,681.80
Less : Closing stock	6,681.39	7,231.12
Sub - Total	29,753.50	27,450.68
Packing material consumption		
Opening stock	568.28	416.27
Add: Purchases	2,247.21	2,434.78
	2,815.49	2,851.05
Less : Closing stock	407.72	568.28
Sub - Total	2,407.77	2,282.77
Total	32,161.27	29,733.45

Notes forming part of the Consolidated Financial Statements (Contd.)

for the Year Ended March 31, 2023

31 CHANGES IN INVENTORIES OF FINISHED GOODS AND WORK-IN-PROGRESS

(₹ in Lacs)

Particulars	Year Ended March 31, 2023	Year Ended March 31, 2022
Opening Inventories		
Finished goods	1,385.91	550.38
Work in progress	5,587.32	3,503.78
	6,973.23	4,054.16
Closing Inventories		
Finished goods	1,361.55	1,385.91
Work in progress	4,350.08	5,587.32
	5,711.63	6,973.23
Total	1,261.60	(2,919.07)

32 EMPLOYEE BENEFITS EXPENSE

(₹ in Lacs)

Particulars	Year Ended March 31, 2023	Year Ended March 31, 2022
Salaries and Wages	4,365.83	3,769.35
Contribution to Provident and Other Funds	245.12	217.56
Staff welfare expenses	383.65	339.78
Total	4,994.60	4,326.69

33 FINANCE COSTS

(₹ in Lacs)

Particulars	Year Ended March 31, 2023	Year Ended March 31, 2022
Interest expense	450.47	362.72
Other borrowing cost	157.86	149.01
Total	608.33	511.73

34 OTHER EXPENSES

(₹ in Lacs)

Particulars	Year Ended March 31, 2023	Year Ended March 31, 2022
Stores and spares consumed	642.04	519.19
Power and fuel	2,315.54	1,926.68
Rent	195.46	162.03
Repairs and maintenance		
Building	75.32	79.65
Machinery	101.14	116.33
Others	138.73	126.60
Insurance	136.22	104.65
Packing, freight and forwarding	873.44	1,170.77

Notes forming part of the Consolidated Financial Statements (Contd.)

for the Year Ended March 31, 2023

(₹ in Lacs)

Particulars	Year Ended March 31, 2023	Year Ended March 31, 2022
Commission on sales	783.95	794.36
Selling and distribution expenses	146.74	60.08
Product registration charges	88.77	20.04
Job work charges	901.67	753.67
Payments to the auditor (Refer Note No. 45)	14.37	15.13
Housekeeping and office maintainance	91.47	82.16
Printing and stationery	83.85	63.39
Postage, telegram and telephone	39.65	38.73
Travelling and conveyance	230.98	168.80
Legal and professional fees	724.51	696.24
Rates and taxes	81.86	71.18
Security and labour charges	220.16	223.01
Directors' sitting fees	5.47	6.85
Sundry balances written off	0.28	46.65
Bad debts	-	-
Add / (Less): Provision for Expected credit loss written back	15.00	(15.52)
Amortisation of premium on Operating lease	1.55	1.54
Guarantee expense	-	-
Corporate Social Responsibility Expenses	104.10	58.37
Net loss on foreign currency transaction and translation	619.94	-
Loss on Sale of License	-	-
Loss on Sale of Fixed Asset	-	-
Miscellaneous expenses	435.85	257.82
Total	9,068.06	7,548.40

35 CONTINGENT LIABILITIES AND CAPITAL COMMITMENTS

(₹ in Lacs)

Particulars	As at March 31, 2023	As at March 31, 2022
a) Contingent liabilities		
Guarantees given by the Company's bankers on behalf of the Group	233.50	1,840.91
Bills discounted with banks	-	479.44
Disputed tax Matters		
Excise duty demand disputed in appeal	5.43	5.43
Service tax demand disputed in appeal	511.35	511.35
Sales tax demand disputed in appeal	424.90	424.90
Income tax demand disputed in appeal	207.56	207.56
Other claims / demands against company not acknowledged as debts		
a) Demand under Drug Price Control Order - 95 (DPCO - 95) demand disputed in appeal	591.34	591.34
b) Others	13.24	13.24

Notes forming part of the Consolidated Financial Statements (Contd.)

for the Year Ended March 31, 2023

b) Supreme Court Judgement on computation of provident fund contribution

On February 28, 2019, the Honorable Supreme Court of India delivered a judgement in the case of 'Vivekananda Vidyamandir and Others Vs The Regional Provident Fund Commissioner (II) West Bengal' in relation to non-exclusion of certain allowances from the definition of "basic wages" of the relevant employees for the purposes of determining contribution to provident fund under the Employees' Provident Funds & Miscellaneous Provisions Act, 1952. The Employees' Provident Fund Organisation also issued a circular (Circular No. C-1/1(33)2019/Vivekananda Vidyamandir/284) dated March 20, 2019 in relation to aforesaid matter. There is uncertainty and ambiguity in interpreting and giving effect to the guidelines of Honourable Supreme Court vide its ruling in February 2019, in relation to the scope of compensation on which the organisation and its employees are to contribute towards Provident Fund. The Company will evaluate its position and act, as clarity emerges.

(₹ in Lacs)

Particulars	As at March 31, 2023	As at March 31, 2022
c) Capital Commitments		
Estimated amounts of contracts remaining to be executed on capital account (net of advances) and not provided for	57.57	716.89

36 BASIC AND DILUTED EARNINGS PER SHARE [EPS] COMPUTED IN ACCORDANCE WITH IND AS 33 "EARNINGS PER SHARE"

(₹ in Lacs)

Particulars	Year Ended March 31, 2023	Year Ended March 31, 2022
Net Profit as per the Statement of Profit and Loss available for Equity Shareholders (₹ in Lacs)	2,723.30	6,103.12
Number of Equity Shares outstanding (No's in Lacs)	482.11	482.11
Weighted average number of Equity Shares for Basic and Diluted Earnings Per Share (No's in Lacs)	482.11	443.11
Nominal value of equity shares ₹	10.00	10.00
Earnings Per Share:		
Basic (in ₹)	5.65	13.77
Diluted (in ₹)	5.65	13.77

37 CIF VALUE OF IMPORTS

(₹ in Lacs)

Particulars	Year Ended March 31, 2023	Year Ended March 31, 2022
Raw Materials / Packing Material	14,225.11	12,649.98
Traded Goods	2,146.73	94.33
Capital Goods (including Capital Work-in-Progress)	80.23	46.32
Total	16,452.07	12,790.63

Notes forming part of the Consolidated Financial Statements (Contd.)

for the Year Ended March 31, 2023

38 EXPENDITURE IN FOREIGN CURRENCY

(₹ in Lacs)

Particulars	Year Ended March 31, 2023	Year Ended March 31, 2022
Commission	670.06	684.73
Registration Fees	55.18	18.28
Bank Interest on Buyers Credit	78.04	16.17
Selling and distribution expenses	2.44	0.30
Travelling Expenses	43.06	21.79
Research & Development Charges	1.25	2.66
Product Registration	1.65	17.32
Plant Inspection Charges	61.93	28.79
Professional Charges Others	0.74	3.27
Others	51.45	50.43
Total	965.80	843.74

39 EARNINGS IN FOREIGN CURRENCY

(₹ in Lacs)

Particulars	Year Ended March 31, 2023	Year Ended March 31, 2022
FOB Value of Exports	39,629.43	34,092.24
Total	39,629.43	34,092.24

40 DISCLOSURE PURSUANT TO IND AS 19 "EMPLOYEE BENEFITS"

a) Defined contribution plan

Contributions to defined Contribution plan, recognised are charged off for the year are as under:

(₹ in Lacs)

Particulars	Year Ended March 31, 2023	Year Ended March 31, 2022
Employer's contribution to Provident Fund	228.28	202.65
Employer's contribution to Labour Welfare Fund	0.57	0.49
Employer's contribution to ESIC	16.27	14.42
Total	245.12	217.56

b) Defined Benefit plan

The employees' gratuity scheme is a defined benefit plan. The present value of obligation is determined based on actuarial valuation using the Projected Unit Credit Method, which recognises each period of service as giving rise to additional unit of employee benefit entitlement and measures each unit separately to build up the final obligation. The obligation for leave encashment is recognised in the same manner.

Notes forming part of the Consolidated Financial Statements (Contd.)

for the Year Ended March 31, 2023

i) Gratuity Benefits (unfunded)

(₹ in Lacs)

Particulars	Year Ended March 31, 2023	Year Ended March 31, 2022
Present value of the projected benefit obligation		
Present value of benefit obligation at the beginning of the year	714.01	646.73
Interest cost	51.62	45.01
Current service cost	43.57	50.19
Actuarial (gains) / losses on obligations - due to change in Demographic assumptions	-	(11.69)
Actuarial (gains) / losses on obligations - due to change in financial assumptions	(17.97)	(58.36)
Actuarial (gains) / losses on obligations - due to experience	(0.34)	63.85
Benefits paid directly by employer	(37.08)	(21.72)
Present value of benefit obligation at the end of the year	753.81	714.01
Change in the fair value of plan assets		
Fair value of Plan Assets at the beginning of the year	-	-
Interest income	-	-
Contributions by the employer	-	-
Expected contributions by the employees	-	-
Return on plan assets, excluding interest income	-	-
Fair value of plan assets at the end of the year	-	-
Amount recognised in the Balance Sheet		
Present value obligations at the end of the year	(753.81)	(714.01)
Fair value of plan assets at the end of the year	-	-
Funded status surplus / (deficit)	(753.81)	(714.01)
Net (liability) / asset recognised in the Balance Sheet	(753.81)	(714.01)
Net interest cost for the current year		
Present value benefit obligation at the beginning of the year	714.01	646.74
Fair value of plan assets at the beginning of the year	-	-
Net liability / (asset) at the beginning	714.01	646.74
Interest cost	51.62	45.01
Interest income	-	-
Interest cost for the current year	51.62	45.01
Expenses recognised in the statement of profit or loss for the current year		
Current service cost	43.57	50.19
Net interest cost	51.62	45.01
Past service cost	-	-
Expenses recognised	95.19	95.20

Notes forming part of the Consolidated Financial Statements (Contd.)

for the Year Ended March 31, 2023

(₹ in Lacs)

Particulars	Year Ended March 31, 2023	Year Ended March 31, 2022
Expenses recognised in the other comprehensive income (OCI) for current year		
Actuarial (gains) / losses on obligation for the year	(18.31)	(6.20)
Return on plan assets, excluding interest income	-	-
Change in asset ceiling	-	-
Net (income) / expense for the year recognised in OCI	(18.31)	(6.20)
Balance Sheet Reconciliation		
Opening net liability	714.02	646.73
Expenses recognised in the statement of profit or loss	95.19	95.20
Expenses recognised in OCI	(18.31)	(6.20)
Benefits paid directly by employer	(37.08)	(21.72)
Net liability / (asset) recognised in the Balance Sheet	753.82	714.02
Category of assets		
NIL, as Funding status in unfunded.	-	-
Maturity analysis of the benefit payments from the employer		
Projected benefits payable in future years from the date of reporting		
1st following year	67.68	52.00
2nd following year	16.99	34.90
3rd following year	29.36	30.20
4th following year	47.33	43.03
5th following year	57.13	43.18
Sum of years of 6 to 10	389.77	319.38
Sum of years of 11 and above	1,021.83	998.62

Sensitivity Analysis

The sensitivity analysis have been determined based on reasonably possible changes of the respective assumptions occurring at the end of the reporting period, while holding all other assumptions constant.

The sensitivity analysis presented below may not be representative of the actual change in the projected benefit obligation as it is unlikely that the change in assumptions would occur in isolation of one another as some of the assumptions may be correlated.

Furthermore, in presenting the below mentioned sensitivity analysis, the present value of the projected benefit obligation has been calculated using the projected unit credit method at the end of the reporting period, which is the same method as applied in calculating the projected benefit obligation as recognised in the balance sheet.

There was no change in the methods and assumptions used in preparing the sensitivity analysis from prior years.

Notes forming part of the Consolidated Financial Statements (Contd.)

for the Year Ended March 31, 2023

(₹ in Lacs)

Particulars	Year Ended March 31, 2023	Year Ended March 31, 2022
Projected benefit obligation on current assumptions	753.81	714.02
Delta effect of + 1% change in rate of discounting	(59.19)	(57.81)
Delta effect of - 1% change in rate of discounting	67.64	66.22
Delta effect of + 1% change in rate of salary increase	68.59	66.79
Delta effect of - 1% change in rate of salary increase	(60.99)	(59.25)
Delta effect of + 1% change in rate of employee turnover	11.20	9.79
Delta effect of - 1% change in rate of employee turnover	(2.91)	(10.92)
Assumptions used to determine the benefit obligations		
Rate of Discounting	7.50%	7.23%
Rate of salary increase	5.00%	5.00%
Rate of employee turnover	For Service 4 years and below 24.50% p.a. For Service 5 years and above 1.00% p.a	For Service 4 years and below 24.50% p.a. For Service 5 years and above 1.00% p.a
Mortality rate during employment	Indian Assured Lives Mortality 2012-14 (Urban)	Indian Assured Lives Mortality 2012-14 (Urban)

Notes forming part of the Consolidated Financial Statements (Contd.)

for the Year Ended March 31, 2023

ii) Leave Encashment (unfunded)

(₹ in Lacs)

Particulars	Year Ended March 31, 2023	Year Ended March 31, 2022
Present value of the projected benefit obligation		
Present value benefit obligation at the beginning of the year	193.39	172.58
Interest cost	13.98	12.01
Current service cost	15.37	14.09
Actuarial (gains) / losses on obligations - due to change in Demographic assumptions	-	5.90
Actuarial (gains) / losses on obligations - due to change in financial assumptions	(4.81)	(15.24)
Actuarial (gains) / losses on obligations - due to experience	25.52	31.23
Benefits paid directly by employer	(22.93)	(27.17)
Present value of benefit obligation at the end of the year	220.52	193.40
Change in the Fair value of plan assets		
Fair value of plan assets at the beginning of the year	-	-
Interest Income	-	-
Contributions by the employer	-	-
Expected Contributions by the employees	-	-
Return on Plan assets, excluding interest income	-	-
Fair value of Plan Assets at the end of the year	-	-
Actuarial (gains) / losses recognised in the Statement of Profit or Loss for the current year		
Actuarial (gains) / losses on obligation for the year	(4.65)	(5.70)
Return on plan assets, excluding interest income	-	-
Sub- total	(4.65)	(5.70)
Actuarial (gains) / losses recognised in the Statement of Profit or Loss	(4.65)	(5.70)
Actual Return on Plan Assets		
Interest income	-	-
Return on plan assets, excluding interest income	-	-
Actual return on plan assets	-	-
Amount recognised in the Balance Sheet		
Present value obligations at the end of the year	(220.52)	(193.39)
Fair value of plan assets at the end of the year	-	-
Funded status surplus / (deficit)	(220.52)	(193.39)
Unrecognised past service cost at the end of the period	-	-
Net (liability) / asset recognised in the Balance Sheet	(220.52)	(193.39)
Net interest cost for the current year		
Present value benefit obligation at the beginning of the year	193.39	172.58
Fair value of plan assets at the beginning of the year	-	-
Net (liability) / asset at the beginning	193.39	172.58
Interest cost	13.98	12.01
Interest income	-	-
Net interest cost for the current year	13.98	12.01

Notes forming part of the Consolidated Financial Statements (Contd.)

for the Year Ended March 31, 2023

(₹ in Lacs)

Particulars	Year Ended March 31, 2023	Year Ended March 31, 2022
Expenses recognised in the statement of profit or loss for the current year		
Current service cost	15.37	14.09
Net interest cost	13.98	12.01
Actuarial (gains) / losses	20.71	21.88
Expenses recognised in the statement of profit or loss	50.06	47.98
Balance Sheet reconciliation		
Opening net liability	193.39	172.58
Expenses recognised in the statement of profit or loss	50.06	47.99
Employers contribution	-	-
Benefits paid directly by employer	(22.93)	(27.17)
Net liability / (assets) recognised in the Balance Sheet	220.52	193.40
Category of Assets		
NIL, as Funding status in unfunded	-	-
Assumptions used to determine the benefit obligations		
Rate of Discounting	7.50%	7.23%
Rate of salary increase	5.00%	5.00%
Rate of employee turnover	For Service 4 years and below 24.50% p.a. For Service 5 years and above 1.00% p.a	For Service 4 years and below 24.50% p.a. For Service 5 years and above 1.00% p.a
Mortality rate during employment	Indian Assured Lives Mortality 2012-14 (Urban)	Indian Assured Lives Mortality 2012-14 (Urban)

Notes forming part of the Consolidated Financial Statements (Contd.)

for the Year Ended March 31, 2023

41 DISCLOSURE OF RELATED PARTIES/RELATED PARTY TRANSACTIONS PURSUANT TO IND AS 24 "RELATED PARTY DISCLOSURES"

Names of related parties where control exists:

Key Management Personnel	Surendra Somani (Executive Vice Chairman)
	Basant Kumar Soni (Chief Financial Officer)
	Sunil Sodhani (Company Secretary)
	Mr. Kamesh Venkata Bhamidipati
	Chandra M Singhi (Director)
	Rakesh Doshi (Director)
	Lekha Bhuchhada (Chief Financial Officer)
	Adarsh Somani (Director)
	Varun Somani (Director)
	Susheel Somani (Director)
	Siddhan Subramanian (Director)
	Sunita Banerji (Director)
	Mamta Biyani (Director)
	Chandni Shah (Company Secretary - w.e.f June 08,2021)
	Arhen A Rodrigues (Company Secretary - till May 10,2021)
Mrs. Vandana Somani (Director)	
Enterprises Significantly influenced by KMP or their relative (With whom there are transaction)	Oricon Enterprises Limited
	United Shippers Limited
	Kopran Laboratories Limited
	S K Somani Memorial Charitable Trust

The following transactions were carried out during the year with the related parties in the ordinary course of business:

(₹ in Lacs)

Nature of Transaction	Key Management Personnel		Enterprises Significantly influenced by KMP or their relative		Total	
	2022-23	2021-22	2022-23	2021-22	2022-23	2021-22
Loan Received						
Oricon Enterprises Limited	-	-	-	8,275.25	-	8,275.25
Surendra Somani	-	14.50	-	-	-	14.50
United Shippers Limited	-	-	-	2,500.00	-	2,500.00
Total	-	14.50	-	10,775.25	-	10,789.75
Repayment of Loan taken						
Surendra Somani	27.00	52.00	-	-	27.00	52.00
Oricon Enterprises Limited	-	-	-	8,275.25	-	8,275.25
United Shippers Limited	-	-	-	2,500.00	-	2,500.00
Total	27.00	52.00	-	10,775.25	27.00	10,827.25
Purchases						
Oricon Enterprises Limited	-	-	485.42	480.60	485.42	480.60
Total	-	-	485.42	480.60	485.42	480.60
Interest Expense						
Oricon Enterprises Limited	-	-	-	13.04	-	13.04
United Shippers Limited	-	-	28.84	28.84	28.84	28.84

Notes forming part of the Consolidated Financial Statements (Contd.)

for the Year Ended March 31, 2023

(₹ in Lacs)

Nature of Transaction	Key Management Personnel		Enterprises Significantly influenced by KMP or their relative		Total	
	2022-23	2021-22	2022-23	2021-22	2022-23	2021-22
Total	-	-	28.84	41.88	28.84	41.88
Interest Received						
Oricon Enterprises Limited	-	-	-	52.45	-	52.45
Total	-	-	-	52.45	-	52.45
Loan Given						
Kopran Laboratories Limited			1.00	-	1.00	-
Total	-	-	1.00	-	1.00	-
Repayment of Loan Given						
Kopran Laboratories Limited			1.00	-	1.00	-
Total	-	-	1.00	-	1.00	-
Corporate Social Responsibility						
S K Somani Memorial Charitable Trust	-	-	-	25.00	-	25.00
Total	-	-	-	25.00	-	25.00
Miscellaneous Expenses						
Oricon Enterprises Limited - Rent	-	-	-	120.00	-	120.00
Kopran Laboratories Limited	-	-	0.16	0.10	0.16	0.10
Total	-	-	0.16	120.10	0.16	120.10
Remuneration						
Surendra Somani	169.88	148.50	-	-	169.88	148.50
Basant Kumar Soni	21.30	22.59	-	-	21.30	22.59
Sunil Sodhani	16.74	16.24	-	-	16.74	16.24
Kamesh Venkata Bhamidipati	58.01	49.14	-	-	58.01	49.14
Chandra M Singhi	50.61	40.96	-	-	50.61	40.96
Rakesh Doshi	48.00	53.76	-	-	48.00	53.76
Lekha Bhuchhada	5.79	5.49	-	-	5.79	5.49
Chandni Shah	5.72	4.47	-	-	5.72	4.47
Ahren A Rodrigues	-	0.41	-	-	-	0.41
Total	376.05	341.56	-	-	376.05	341.56
Director Sitting fees						
Mrs. Vandana Somani	0.16	0.22	-	-	0.16	0.22
Rakesh Doshi	0.16	0.20	-	-	0.16	0.20
Sunita Banerji	0.26	0.29	-	-	0.26	0.29
Mamta Biyani	0.20	0.29	-	-	0.20	0.29
Total	0.79	0.99	-	-	0.79	0.99
Balance Payable as at March 31, 2022						
Oricon Enterprises Ltd - Interest Payable	-	-	-	-	-	-
Oricon Enterprises Limited - Trade Payable	-	-	496.83	564.88	496.83	564.88
Oricon Enterprises Limited - Loan	-	-	-	-	-	-
Surendra Somani	-	22.00	2.00	7.00	2.00	29.00
Total	-	22.00	498.83	571.88	498.83	593.88

The sitting fees paid to non - executive directors is ₹ 5.47 lakhs (March 31, 2022 ₹ 6.85 lakhs).

Notes forming part of the Consolidated Financial Statements (Contd.)

for the Year Ended March 31, 2023

42 DISCLOSURES PURSUANT TO IND AS 108 "SEGMENT REPORTING"

The Chief Operating Decision Maker ("CODM") evaluates the Group's performance and allocates resources based on an analysis of various performance indicators by reportable segments. The Group's reportable segments are as follows:

The Company is primarily engaged in the business of manufacturing of "Formulation (Finished Dosage Form) and Active Pharmaceutical Ingredients (API)" i.e., "Pharmaceuticals" which in the context of Ind AS 108 on "Operating Segments" constitutes a single reportable segment and hence no separate financial disclosures provided in respect of its single business segment.

a) Information about products

(₹ in Lacs)

Particulars	Year Ended March 31, 2023	Year Ended March 31, 2022
Bulk Drugs	25,217.33	27,072.30
Tablet / Capsules / Liquids	25,178.56	20,220.41
Others	4,422.01	135.01
Total	54,817.90	47,427.72

b) Information about geographical areas

The management also evaluates the Group's revenue performance based on geographical segments. The Group's geographical segments are as follows:

(i) Revenue from operations

(₹ in Lacs)

Particulars	Year Ended March 31, 2023	Year Ended March 31, 2022
India	18,146.15	12,609.63
South Africa	12,966.48	7,951.44
Ethiopia	3,736.38	3,306.55
United Kingdom	1,828.72	687.13
Tanzania	308.03	1,853.42
Zambia	508.75	292.92
Chile	755.67	1,082.12
Jordhan	6,309.64	689.96
Mexico	609.42	171.62
Switzerland	23.27	488.40
Germany	543.14	1,889.19
Rest of World	17,870.32	16,405.34
Total	63,605.97	47,427.72

(ii) Non - current assets

(₹ in Lacs)

Particulars	Year Ended March 31, 2023	Year Ended March 31, 2022
India	24,599.71	19,205.80
Hong Kong	5.26	6.09
Total	24,604.97	19,211.89

Notes forming part of the Consolidated Financial Statements (Contd.)

for the Year Ended March 31, 2023

c) Information about major customers

Revenues from one of the customers of the Company were approximately ₹ 4,341.30 Lacs representing approximately 7.92% of the Company's total revenue from operations from sale of products, for the year ended March 31, 2023.

Revenues from one of the customers of the Company were approximately ₹ 3,587.96 Lacs representing approximately 7.57% of the Company's total revenue from operations from sale of products, for the year ended March 31, 2022.

The reportable segments derives their revenues from the sale of pharmaceuticals products. The CODM reviews revenue as the performance indicator. The measurement of each segment's revenues, expenses and assets is consistent with the accounting policies that are used in preparation of the Group's consolidated financial statements.

43 DUES TO MICRO, SMALL AND MEDIUM ENTERPRISES (MSME)

(₹ in Lacs)

Particulars	As at March 31, 2023	As at March 31, 2022
(a) The principal amount remaining unpaid to any supplier at the end of each accounting year.	184.94	185.44
(b) Interest due thereon remaining unpaid to any supplier as at the end of the accounting year.	-	-
(c) The amount of interest paid by the buyer in terms of section 16 of the Micro, Small and Medium Enterprises Development Act, 2006 (27 of 2006), along with the amount of the payment made to the supplier beyond the appointed day.	-	-
(d) The amount of interest due and payable for the period of delay in making payment (which has been paid but beyond the appointed day during the year) but without adding the interest specified under the Micro, Small and Medium Enterprises Development Act, 2006.	-	-
(e) The amount of interest accrued and remaining unpaid at the end of each accounting year.	-	-
(f) The amount of further interest remaining due and payable even in the succeeding years, until such date when the interest dues above are actually paid to the small enterprise, for the purpose of disallowance of a deductible expenditure under section 23 of the Micro, Small and Medium Enterprises Development Act, 2006.	-	-

Dues to micro, small and medium enterprises have been determined to the extent such parties have been identified on the basis of information collected by the management.

44 DISCLOSURES PURSUANT TO IND AS 116 "LEASES"

a) The Company has taken office premises under operating lease.

(₹ in Lacs)

	Year Ended March 31, 2023	Year Ended March 31, 2022
Lease payments in respect of such lease recognised in statement of profit and loss account	75.00	120.00

b) The Company has not entered into any non-cancellable leases.

Notes forming part of the Consolidated Financial Statements (Contd.)

for the Year Ended March 31, 2023

45 PAYMENTS TO THE AUDITOR (EXCLUDING GOODS AND SERVICE TAX)

(₹ in Lacs)

Particulars	Year Ended March 31, 2023	Year Ended March 31, 2022
As Statutory Auditor		
Audit Fees	11.37	12.11
Tax Audit Fees	3.00	3.00
Out of Pocket expenses	-	0.02
Total	14.37	15.13

46 In the opinion of the board, current assets and loans and advances are approximately of the value stated if realised in the ordinary course of business. The provision for all known and determined liabilities are adequate and not in excess of the amounts reasonably required. The Balances of few creditors are subject to their confirmation.

47 CURRENT TAX AND DEFERRED TAX

a) Income Tax Expense recognised in statement of profit and loss

(₹ in Lacs)

Particulars	Year Ended March 31, 2023	Year Ended March 31, 2022
Current Tax		
Current Income Tax Charge	807.27	1,948.37
Adjustments in respect of prior years	-	-
Total	807.27	1,948.37
Deferred Tax		
In respect of current year	76.02	126.59
Total	76.02	126.59
Total tax expense recognised in Statement of Profit and Loss	883.29	2,074.96

b) Income Tax recognised in Other Comprehensive Income

(₹ in Lacs)

Particulars	Year Ended March 31, 2023	Year Ended March 31, 2022
Deferred Tax (Liabilities) / Assets		
Net changes in Fair value of investments in equity shares carried at fair value through OCI	0.07	(0.33)
Remeasurement of Defined Benefit Obligations	(4.69)	(1.59)
Total	(4.62)	(1.92)

Notes forming part of the Consolidated Financial Statements (Contd.) for the Year Ended March 31, 2023

c) Reconciliation of income tax expense and the accounting profit multiplied by Company's domestic tax rate

(₹ in Lacs)

Particulars	Year Ended March 31, 2023	Year Ended March 31, 2022
Net profit as per Statement of Profit and Loss Account (before tax)	3,606.59	8,178.08
Corporate Tax Rate as per Income tax Act, 1961		
Tax on Accounting Profit	1,227.61	2,082.04
Tax difference on account of:		
Expenses not allowable under the Income tax Act, 1961	(24.83)	277.34
Timing Differences - Deferred tax assets	76.03	38.38
Expenses allowable under the Income tax Act, 1961	(395.52)	(322.80)
MAT Credit Utilisation	-	-
Taxation adjustment of earlier years	-	-
Rounding off tax differences	-	-
Income tax expense recognised in profit and loss	883.29	2,074.96

d) Movement of Deferred Tax

Deferred tax assets / (liabilities) in relation to the year ended March 31, 2023

(₹ in Lacs)

Particulars	Opening Balance	Recognised in profit and Loss	Recognised in OCI	Closing Balance
Relating to depreciation on fixed assets	(880.95)	(96.65)	-	(977.62)
Provision for gratuity	182.97	14.89	(4.69)	193.17
Provision for leave encashment	49.55	6.96	-	56.51
Provision for expected credit loss	11.45	(2.47)	-	8.98
Provision for Bonus	9.92	1.26	-	11.18
Provision for impairment in value of investments	0.51	(0.00)	-	0.51
Fair value of equity instruments through OCI	(0.69)	-	0.07	(0.62)
Net Deferred Tax Assets	(627.23)	(76.02)	(4.62)	(707.89)

Deferred tax assets / (liabilities) in relation to the year ended March 31, 2022

(₹ in Lacs)

Particulars	Opening Balance	Recognised in profit and Loss	Recognised in OCI	Closing Balance
Relating to depreciation on fixed assets	(844.75)	(36.20)	-	(880.95)
Provision for gratuity	178.16	6.41	(1.59)	182.97
Provision for leave encashment	47.52	2.04	-	49.55
Provision for expected credit loss	16.50	(5.06)	-	11.45
Provision for Bonus	10.23	(0.34)	-	9.92
Provision for export benefit obligation	5.18	(5.18)	-	(0.00)
Provision for impairment in value of investments	0.58	(0.07)	-	0.51
Fair value of equity instruments through OCI	(0.36)	-	(0.33)	(0.69)
MAT Credit Entitlement	88.20	(88.20)	-	-
Net Deferred Tax Assets	(498.75)	(126.59)	(1.92)	(627.24)

Notes forming part of the Consolidated Financial Statements (Contd.)

for the Year Ended March 31, 2023

48 DETAILS OF LOANS GIVEN, COVERED U/S 186 (4) OF THE COMPANIES ACT, 2013 AND DISCLOSURE PURSUANT TO CLAUSE 34 OF THE (LISTING OBLIGATIONS AND DISCLOSURE REQUIREMENTS) REGULATIONS, 2015

(₹ in Lacs)

	Year Ended March 31, 2023	Year Ended March 31, 2022
Corporate Guarantee given		
For loans sanctioned to Kopran Research Laboratories Limited	6,425.00	6,425.00
For loans sanctioned to Kopran Limited	2,885.00	2,885.00

(₹ in Lacs)

	As at March 31, 2023	As at March 31, 2022
Contingent liability of above (to the extent amount utilised)		
For loans sanctioned to Kopran Research Laboratories Limited	2,917.99	3,068.57
For loans sanctioned to Kopran Limited	2,317.14	2,068.18

- 49 a) The Company has made provision, as required under the applicable law or accounting standards, for material foreseeable losses, if any, on long-term contracts including derivative contracts.
- b) There has been no delay in transferring amounts, required to be transferred, to the Investor Education and Protection Fund by the Company.

50 FINANCIAL INSTRUMENTS

i. Financial Instruments by Category

(₹ in Lacs)

Particulars	March 31, 2023			March 31, 2022		
	FVTPL	FVTOCI	Amortised Cost	FVTPL	FVTOCI	Amortised Cost
Financial Assets						
Non - current financial assets - Investment	-	5.26	0.40	-	5.53	0.40
Non - current financial assets - Loans receivables	-	-	452.55	-	-	383.42
Current financial assets - Trade receivables	-	-	16,256.02	-	-	12,736.33
Current financial assets - Cash and cash equivalents	-	-	739.66	-	-	586.83
Current financial assets - Bank Balances other than cash and cash equivalents	-	-	518.31	-	-	5,126.29
Current financial assets - Loans receivables	-	-	74.29	-	-	61.66
Current financial assets - Others	-	-	7.11	-	-	4.09
Derivatives designated as hedges - Foreign currency forward contracts	-	-	-	94.86	-	-
Total	-	5.26	18,048.34	94.86	5.53	18,899.02
Financial Liabilities						
Non - current financial liabilities - Borrowings	-	-	1,789.19	-	-	1,877.03
Current financial liabilities - Borrowings	-	-	5,734.61	-	-	5,371.39
Current financial liabilities - Trade payables	-	-	8,738.06	-	-	6,230.15
Current financial liabilities - Other	-	-	2,665.03	-	-	2,832.93
Derivatives designated as hedges - Foreign currency forward contracts	45.08	-	-	-	-	-
Total	45.08	-	18,926.89	-	-	16,311.50

Notes forming part of the Consolidated Financial Statements (Contd.)

for the Year Ended March 31, 2023

ii. Fair Value Measurements

The fair values of the financial assets and liabilities are included at the amount at which the instrument could be exchanged in a current transaction between willing parties, other than in a forced or liquidation sale.

The Company has established the fair value hierarchy that categorises the values into 3 levels. For the inputs to valuation techniques used to measure fair value of financial instruments refer Note No. 2.3(b)

Assets and liabilities measured at fair value:

(₹ in Lacs)

Particulars	March 31, 2023			March 31, 2022		
	Level 1	Level 2	Level 3	Level 1	Level 2	Level 3
Financial Assets						
Financial Investments which are measured at FVTPL						
Investments	-	-	-	-	-	-
Financial Investments which are measured at FVTOCI						
Investments	5.26	-	-	5.53	-	-
Derivatives designated as hedges						
Foreign exchange forward contracts	-	-	-	-	94.86	-
Financial Assets which are measured at Amortised Cost						
Non - current financial assets - Investment	-	0.40	-	-	0.40	-
Non - current financial assets - Loans receivables	-	452.55	-	-	383.42	-
Current financial assets - Trade receivables	-	16,256.02	-	-	12,736.33	-
Current financial assets - Cash and cash equivalents	-	739.66	-	-	586.83	-
Current financial assets - Bank Balances other than cash and cash equivalents	-	518.31	-	-	5,126.29	-
Current financial assets - Loans receivables	-	74.29	-	-	61.66	-
Current financial assets - Others	-	7.11	-	-	4.09	-
Total Financial Assets	5.26	18,048.34	-	5.53	18,993.88	-

Notes forming part of the Consolidated Financial Statements (Contd.)

for the Year Ended March 31, 2023

(₹ in Lacs)

Particulars	March 31, 2023			March 31, 2022		
	Level 1	Level 2	Level 3	Level 1	Level 2	Level 3
Financial Liabilities						
Financial Liabilities which are measured at FVTPL						
Non - current financial liabilities - Borrowings	-	-	-	-	-	-
Derivatives designated as hedges						
Foreign exchange forward contracts	-	45.08	-	-	-	-
Financial Liabilities which are measured at Amortised Cost						
Non - current financial liabilities - Borrowings	-	1,789.19	-	-	1,877.03	-
Current financial liabilities - Borrowings	-	5,734.61	-	-	5,371.39	-
Current financial liabilities - Trade payables	-	8,738.06	-	-	6,230.15	-
Current financial liabilities - Other	-	2,665.03	-	-	2,832.93	-
Total Financial Liabilities	-	18,971.97	-	-	16,311.50	-

Notes:

There have been no transfers among Level 1, Level 2 and Level 3 during the period.

Financial Instrument measured at Amortised Cost

The carrying amount of financial assets and financial liabilities measured at amortised cost in the financial statements are a reasonable approximation of their fair values since the Management does not anticipate that the carrying amounts would be significantly different from the values that would eventually be received or settled.

51 CAPITAL MANAGEMENT

Capital includes issued equity capital and share premium and all other equity reserves attributable to the equity holders. The primary objective of the Company's capital management is to maximise the shareholder value.

(₹ in Lacs)

Particulars	As at March 31, 2023	As at March 31, 2022
Non - current financial liabilities - Borrowings	1,789.19	1,877.03
Current financial liabilities - Borrowings	5,734.61	5,371.39
Less : cash and cash equivalents	(739.66)	(586.83)
Net debt (A)	6,784.14	6,868.05
Total Equity	43,924.57	42,616.89
Total Capital (B)	43,924.57	42,616.89
Capital and Net Debt C = (A) + (B)	50,708.71	49,484.94
Gearing Ratio (A) / (C)	0.13	0.14

The Company manages its capital structure and makes adjustments in light of changes in economic conditions and the requirements of the financial covenants. The Company monitors capital using a gearing ratio, which is net debt divided by total capital plus net debt. The Company includes within net debt, interest bearing loans and borrowings, trade and other payables, less cash and cash equivalents, excluding discontinued operations. The Company monitors capital using gearing ratio, which is total debt divided by total capital plus debt.

Notes forming part of the Consolidated Financial Statements (Contd.)

for the Year Ended March 31, 2023

In order to achieve this overall objective, the Company's capital management, amongst other things, aims to ensure that it meets financial covenants attached to the interest-bearing loans and borrowings that define capital structure requirements. Breaches in meeting the financial covenants would permit the bank to immediately call loans and borrowings. There have been no breaches in the financial covenants of any interest-bearing loans and borrowing in the current year.

No changes were made in the objectives, policies or processes for managing capital during the years ended March 31, 2023 and March 31, 2022.

52 FINANCIAL RISK MANAGEMENT OBJECTIVES AND POLICIES

The Company's principal financial liabilities comprise borrowings, trade and other payables. The main purpose of these financial liabilities is to finance the Company's operations and to provide guarantees to support its operations. The Company's principal financial assets include trade and other receivables, and cash and cash equivalents that derive directly from its operations.

The Company's business activities expose it to a variety of financial risks, namely market risks, credit risk and liquidity risk. The Company's senior management has the overall responsibility for the establishment and oversight of the Company's risk management framework. The top management is responsible for developing and monitoring the Company's risk management policies. The Company's risk management policies are established to identify and analyze the risks faced by the Company, to set appropriate risk limits and controls and to monitor risks and adherence to limits. Risk management policies and systems are reviewed regularly to reflect changes in market conditions and the Company's activities.

a) Market risk

Market risk is the risk of loss of future earnings, fair values or future cash flows that may result from a change in the price of a financial instrument. The value of a financial instrument may change as a result of changes in the interest rates, foreign currency exchange rates, equity prices and other market changes that affect market risk sensitive instruments. Market risk is attributable to all market risk sensitive financial instruments including investments and deposits, borrowings, foreign currency receivables and payables.

i) Interest Rate Risk

Interest rate risk is the risk that the fair value or future cash flows of a financial instrument will fluctuate because of changes in market interest rates. The Company's exposure to the risk of changes in market interest rates relates to the Company's long-term debt as well as short-term obligations with floating interest rates.

In order to manage its interest rate risk, the Company diversifies its portfolio in accordance with the limits set by the risk management policies.

As an estimation of the approximate impact of the interest rate risk, with respect to financial instruments, the Company has calculated the impact of a 1% change in interest rates. A 1% decrease in interest rates would have led to approximately an additional ₹ 75.22 Lacs gain for year ended March 31, 2023 (₹ 74.26 Lacs gain for year ended March 31, 2022) in Interest expenses. A 1% increase in interest rates would have led to an equal but opposite effect.

Interest rate sensitivity has been calculated assuming the borrowings outstanding at the reporting date have been outstanding for the entire reporting

ii) Foreign Currency Risk

Foreign currency risk is the risk of impact related to fair value or future cash flows of an exposure in foreign currency, which fluctuate due to changes in foreign exchange rates. The Company's exposure to the risk of changes in foreign exchange rates relates primarily to the borrowings, import of raw materials, exports of Formulations and the Company's net investments in foreign subsidiaries.

Notes forming part of the Consolidated Financial Statements (Contd.)

for the Year Ended March 31, 2023

When a derivative is entered into for the purpose of being a hedge, the Company negotiates the terms of those derivatives to match the terms of the hedged exposure.

The Company evaluates exchange rate exposure arising from foreign currency transactions. The Company follows established risk management policies. It uses derivative instruments like foreign currency forwards to hedge exposure to foreign currency risk.

Outstanding foreign currency exposure:

(₹ in Lacs)

Particulars	As at March 31, 2023		As at March 31, 2022	
	Foreign Currency Amount	Amount in ₹	Foreign Currency Amount	Amount in ₹
Receivables				
USD	135.79	11,158.85	113.20	8,580.85
EURO	2.18	195.11	1.15	97.04
GBP	1.41	143.31	2.38	237.12
Foreign Currency Bank Account				
USD	0.02	1.40	0.02	1.52
Payables				
USD	86.83	7,135.47	72.61	5,503.16
GBP	0.47	41.80	0.22	18.25
EURO	0.58	58.66	0.73	73.06
Borrowings				
USD	52.82	4,341.02	51.36	3,892.84

Foreign exchange risk sensitivity:

As an estimation of the approximate impact of the interest rate risk, with respect to financial instruments, the Company has calculated the impact of a 1% change in interest rates. A 1% increase in interest rates would have led to approximately an additional ₹ 3.52 Lacs net loss for year ended March 31, 2023 (₹ 5.72 Lacs net gain for year ended March 31, 2022) in Interest expenses. A 1% decrease in interest rates would have led to an equal but opposite effect.

Forward Exchange Contracts:

Derivatives for hedging currency, outstanding are as under:

(₹ in Lacs)

Particulars	Purpose	Currency	As at March 31, 2023	As at March 31, 2022
Foreign currency forward contracts	Exports	USD	202.35	259.10
Forward contract value	Exports	₹	16,704.87	20,064.90
Foreign currency forward contracts	Imports	USD	-	-
Forward contract value	Imports	₹	-	-

Notes forming part of the Consolidated Financial Statements (Contd.)

for the Year Ended March 31, 2023

iii) Other Price Risk

Other price risk is the risk that the fair value of a financial instrument will fluctuate due to changes in market traded price. Other price risk arises from financial assets such as investments in equity instruments. The Company is exposed to price risk arising mainly from investments in equity instruments recognised at FVTOCI. As at March 31, 2023, the carrying value of such equity instruments recognised at FVTOCI amounts to ₹ 5.26 Lacs (March 31, 2022 ₹ 5.52 Lacs). The details of such investments in equity instruments are given in Note 6(a) and 6(b).

The Company is mainly exposed to change in market rates of its investments in equity investments recognised at FVTOCI. A sensitivity analysis demonstrating the impact of change in market prices of these instruments from the prices existing as at the reporting date is given below:

If the equity prices had been higher / lower by 10% from the market prices existing as at March 31, 2023, Other Comprehensive Income for the year ended March 31, 2023 would increase / decrease by ₹ Nil Lacs (March 31, 2022 ₹ Nil Lacs) with a corresponding increase/decrease in Total Equity of the Company as at March 31, 2023. 10% represents management's assessment of reasonably possible change in equity prices.

b) Credit Risk

Credit risk arises when a customer or counterparty does not meet its obligations under a financial instrument or customer contract, leading to a financial loss. The Company is exposed to credit risk from its operating activities (primarily trade receivables) and from its financing / investing activities, including deposits with banks, foreign exchange transactions and financial guarantees. The Company has no significant concentration of credit risk with any counterparty.

Trade receivables:

Credit risk arising from trade receivables is managed in accordance with the Company's established policy, procedures and control relating to customer credit risk management. Credit quality of a customer is assessed based on a detailed study of credit worthiness and accordingly individual credit limits are defined/ modified.

Total Trade receivable as on March 31, 2023 is ₹ 16,256.02 Lacs (March 31, 2022 ₹ 12,736.32 Lacs). The average credit period on sale of goods is 90 to 180 days. No interest is charged on trade receivables.

An impairment analysis is performed at each reporting date on an individual basis for major clients. In addition, a large number of minor receivables are grouped into homogenous groups and assessed for impairment collectively. The calculation is based on exchange losses historical data. The maximum exposure to credit risk at the reporting date is the carrying value of each class of financial assets. The Company does not hold collateral as security. The Company evaluates the concentration of risk with respect to trade receivables as low, as its customers are located in several jurisdictions and industries and operate in largely independent markets.

The Company has used expected credit loss (ECL) model for assessing the impairment loss. For the purpose, the Company uses a provision matrix to compute the expected credit loss amount. The provision matrix takes into account external and internal risk factors and historical data of credit losses from various customers.

Movement in the expected credit loss allowance on trade receivables

Particulars	(₹ in Lacs)	
	Year Ended March 31, 2023	Year Ended March 31, 2022
Balance at the beginning of the year	44.69	60.21
Addition	15.00	(15.52)
Write - offs	-	-
Recoveries	-	-
Balance at the end of the year	59.69	44.69

Notes forming part of the Consolidated Financial Statements (Contd.)

for the Year Ended March 31, 2023

c) Liquidity Risk

Liquidity risk is the risk that the Company will face in meeting its obligations associated with its financial liabilities. The Company's approach to managing liquidity is to ensure that it will have sufficient funds to meet its liabilities when due without incurring unacceptable losses. In doing this, management considers both normal and stressed conditions. The following table shows the maturity analysis of the Company's financial liabilities based on contractually agreed undiscounted cash flows as at the Balance Sheet date.

(₹ in Lacs)

Particulars	Carrying amount	Less than 12 months	More than 12 months	Total
As at March 31, 2023				
Non - current financial liabilities - Borrowings	1,789.19	-	1,789.19	1,789.19
Current financial liabilities - Borrowings	5,734.61	5,734.61	-	5,734.61
Current financial liabilities - Trade payables	8,738.06	8,738.06	-	8,738.06
Current financial liabilities - Other	2,665.03	2,665.03	-	2,665.03
As at March 31, 2022				
Non - current financial liabilities - Borrowings	1,877.03	-	1,877.03	1,877.03
Current financial liabilities - Borrowings	5,371.39	5,371.39	-	5,371.39
Current financial liabilities - Trade payables	6,230.15	6,230.15	-	6,230.15
Current financial liabilities - Other	2,832.93	2,832.93	-	2,832.93

53 CORPORATE SOCIAL RESPONSIBILITY

As per section 135 of the Companies Act, 2013, amount required to be spent by the Company during the year ended March 31, 2023 and 2022 is ₹ 104.03 lakhs and ₹ 56.55 lakhs, respectively, computed at 2% of its average net profit for the immediately preceding three financial years, on Corporate Social Responsibility (CSR). The Company incurred an amount of Rs 104.10 lakhs and ₹ 58.37 lakhs during the year ended March 31, 2023 and 2022, respectively, towards CSR expenditure for purposes other than construction / acquisition of any asset.

(₹ in Lacs)

Particulars	As at March 31, 2023	As at March 31, 2022
i) Amount required to be spent by the Company during the year	104.03	56.55
ii) Amount of Expenditure incurred	104.10	58.37
iii) Shortfall at the end of the year	-	-
iv) Total of Previous years Shortfall	-	-
v) Reason for Shortfall	-	-
vi) Nature of CSR Activities	Helping Blind and Handicapped People, relief of the poor, Contribution for Schedule VII Activities, etc.	
vii) Details of related party transactions, e.g. Contribution to a trust controlled by the Company in relation to CSR expenditure as per relevant Accounting Standard	-	25.00
viii) Where a provision is made with respect to a liability incurred by entering into a contractual obligation, the movements in the provision during the year should be shown	N.A	N.A

Notes forming part of the Consolidated Financial Statements (Contd.)

for the Year Ended March 31, 2023

54 DISAGGREGATION OF REVENUE

The operations of the Group are limited to only one segment viz. pharmaceuticals and related products. Revenue from contract with customers is from sale of manufactured goods and rendering of research services. Sale of goods are made at a point in time and revenue is recognised upon satisfaction of the performance obligations which is typically upon dispatch / delivery. The Group has a credit evaluation policy based on which the credit limits for the trade receivables are established. There is no significant financing component as the credit period provided by the Group is not significant.

Primary Geographical Markets

Refer note no. 42(b)(i) for detailed disclosure

Contract balances

(₹ in Lacs)

Particulars	March 31, 2023	March 31, 2022
Trade Receivables	16,256.02	12,736.33

The average credit period on sale of goods is 90 to 180 days. No interest is charged on trade receivables. receivables.

Reconciliation of revenue from sale of products as recognised in the Statement of Profit and Loss with the contracted price:

(₹ in Lacs)

Particulars	March 31, 2023	March 31, 2022
Revenue as per contracted price	55,519.28	48,129.10
Less:		
Sales return	693.71	693.71
Discount	7.67	7.67
Revenue as per the Statement of Profit and Loss	54,817.90	47,427.72

Disaggregated revenue recognised in the Statement of Profit and Loss:

Refer note no. 42(a) for detailed disclosure

Information about major customers

Refer note no. 42(c) for detailed disclosure

- 55** The Code on Social Security, 2020 (Code) relating to employee benefits during employment and post-employment benefits has received Presidential assent on 28th September 2020. The Code has been published in the Gazette of India. However, the date on which the Code comes into effect has not been notified. The Company will assess the impact of the Code when it comes into effect and will record any related impact in the period the Code becomes effective.

56 DETAILS OF SUBSIDIARIES

The Subsidiary Companies Considered in the consolidated Financial Statements are:

Name of the Company	Country of Incorporation	% of holding as at March 31, 2023	% of holding as at March 31, 2022	Accounting Period
a) Kopran Research Laboratories Limited	India	100%	100%	April 01, 2022 to March 31, 2023
b) Kopran Lifesciences Limited	India	100%	100%	April 01, 2022 to March 31, 2023
c) Kopran (H. K.) Limited	Hongkong	100%	100%	April 01, 2022 to March 31, 2023
d) Kopran (UK) Limited (Subsidiary of Kopran Research Laboratories Limited)	United Kingdom	100%	100%	April 01, 2022 to March 31, 2023

Notes forming part of the Consolidated Financial Statements (Contd.)

for the Year Ended March 31, 2023

57 During the previous year, on January 12, 2022, the Company had allotted 49,59,999 equity shares of face value ₹ 10/- each at a price of ₹ 255/- per equity share (including premium of ₹ 245/- per equity share) aggregating to ₹ 12,648.00 lakhs on preferential basis under chapter V of SEBI (Issue of capital and Disclosure Requirements) Regulations, 2018 as amended and other applicable provisions of the Companies Act, 2013 and relevant Rules thereunder. Out of the net proceeds of preferential issue, the Company and its subsidiary Kopran Research Laboratories limited had utilised ₹ 12,408.49 lakhs upto March 31, 2023 towards the purposes specified in the private placement offer letter.

58 Dividend paid during the year ended March 31, 2023 of ₹ 3 per equity share is towards final dividend for the year ended March 31, 2022. Dividend paid during the year ended March 31, 2022 of ₹ 1.50 per equity share is towards final dividend for the year ended March 31, 2021.

Dividends declared by the Company are based on the profit available for distribution. On May 25, 2023, the Board of Directors of the Company have recommended a dividend of 30% i.e., ₹ 3.00 per equity share of face value of ₹ 10 each for the financial year ended March 31, 2023 subject to the approval of shareholders at the Annual General Meeting, and if approved, would result in a cash outflow of approximately ₹ 1,446.32 lakh.

59 ANALYTICAL RATIOS

Particulars	Formula	2022-23	2021-22	% Change during the Year	Reason for Change
1. Current Ratio	Current Assets/Current Liabilities	2.25	2.74	-18%	
2. Debt-Equity Ratio	Total Debt/Shareholders Equity	0.19	0.19	0%	
3. Debt Service Coverage Ratio	Earnings available for Debt Service/Debt Service	9.74	2.73	257%	Decrease in borrowings
4. Return on Equity	Net Profit after tax/Average Shareholder's Equity	0.07	0.21	-66%	Decrease in profits
5. Inventory Turnover Ratio	Cost of Goods Sold/Average Inventory	2.56	2.17	18%	
6. Trade Receivables Turnover Ratio	Net Credit Sales/Average Accounts Receivable	3.80	3.86	-2%	
7. Trade Payables Turnover Ratio	Net Credit Purchases/Average Trade Payables	4.40	3.97	11%	
8. Net Capital Turnover Ratio	Net Sales/ Working Capital	2.27	1.81	25%	Decrease in sales
9. Net Profit Ratio	Net Profit/Net Sales	0.07	0.17	-62%	Decrease in profit
10. Return on Capital Employed	EBIT/Capital Employed	0.08	0.18	-53%	Decrease in profit
11. Return on Investment	Income generated from investments/ Investments	0.00	0.00	0%	

60 OTHER STATUTORY INFORMATION

- (i) The Group does not have any Benami property, where any proceeding has been initiated or pending against the Company for holding any Benami property.
- (ii) The Group does not have any identified transaction with struck off Group during the year.
- (iii) The Group does not have any charges or satisfaction which is yet to be registered with ROC beyond the statutory period.

Notes forming part of the Consolidated Financial Statements (Contd.)

for the Year Ended March 31, 2023

- (iv) The Group has not traded or invested in Crypto currency or Virtual Currency during the financial year.
- (v) The Group has not advanced or loaned or invested funds to any other person(s) or entity, including foreign entities (Intermediaries) with the understanding that the Intermediary shall:
 - (a) directly or indirectly lend or invest in other persons or entities identified in any manner whatsoever by or on behalf of the Group (Ultimate Beneficiaries) or
 - (b) provide any guarantee, security or the like to or on behalf of the Ultimate Beneficiaries
- (vi) The Group has not received any fund from any person or entity, including foreign entities (Funding Party) with the understanding (whether recorded in writing or otherwise) that the Group shall:
 - (a) directly or indirectly lend or invest in other persons or entities identified in any manner whatsoever by or on behalf of the Funding Party (Ultimate Beneficiaries) or
 - (b) provide any guarantee, security or the like on behalf of the Ultimate Beneficiaries,
- (vii) The Group has no such transaction which is not recorded in the books of accounts that has been surrendered or disclosed as income during the year in the tax assessments under the Income-tax Act, 1961 (such as, search or survey or any other relevant provisions of the Income-tax Act, 1961
- (viii) The Group is not declared as wilful defaulter by any bank or financial institution or other lender.
- (ix) The title deeds of immovable properties (other than immovable properties where the Group is the lessee and the lease agreements are duly executed in favour of the lessee) are held in the name of the Group.
- (x) The Group is in compliance with the number of layers prescribed under clause (87) of section 2 of the Companies Act, 2013 read with the Companies (Restriction on number of Layers) rules, 2014.
- (xi) Disclosure pertaining to stock statement filed with bank or financial institutions:

Name of Bank	Quarter	Particulars	Amount as per books of account	Amount as reported in the quarterly report/ statement	Amount of Difference	Reason for discrepancies
State Bank of India Commercial Branch, RBL Bank Limited and YES Bank Limited	September 30, 2022	Trade Payable	4,265.85	4,309.54	(43.69)	Trade payables of 3 vendors amounting to ₹ 43.69 lacs considered twice in monthly statement
		Trade Receivable	6,036.01	5,993.72	42.29	Balance of 1 customer was not included in the statement filed with Bank
		Inventories	5,289.62	5,368.77	(79.15)	Material in transit was considered twice in stock statement filed with Bank
State Bank of India Commercial Branch, RBL Bank Limited and YES Bank Limited	March 31, 2023	Trade Payable	5,641.32	5,680.05	(38.73)	2 vendor balances were taken twice in the statement filed.
		Trade Receivable	8,381.25	8,188.17	193.08	Difference is due to passing of exchange fluctuation entries subsequent to submission of statement
		Inventories	4,760.16	4,538.57	221.59	Stock in transit accounted after submission of report to bank

61 The figures for the comparative year / periods have been regrouped wherever necessary, to conform to the current year's classification.

Notes forming part of the Consolidated Financial Statements (Contd.)

for the Year Ended March 31, 2023

62 STATEMENT OF NET ASSETS, PROFIT AND LOSS AND OTHER COMPREHENSIVE INCOME ATTRIBUTABLE TO OWNERS AND NON-CONTROLLING INTERESTS

(₹ in Lacs)

Name of the entity in the Group	Net Assets, i.e., total assets minus total liabilities		Share in profit or loss		Share in other comprehensive income		Share in total comprehensive income	
	As % of consolidated net assets	Amount	As % of consolidated profit or loss	Amount	As % of consolidated other comprehensive income	Amount	As % of consolidated total comprehensive income	Amount
Holding Company								
Kopran Limited	55.60	39,562.92	80.08	3,126.91	54.10	7.26	79.95	3,132.55
Indian Subsidiaries								
Kopran Research Laboratories Limited	44.05	31,352.92	19.88	776.40	45.90	6.16	19.97	782.55
Kopran Lifesciences Limited	0.01	8.29	0.13	4.73	-	-	0.13	4.73
Foreign Subsidiaries								
Kopran (H. K.) Limited	0.33	232.74	(0.05)	(1.79)	-	-	(0.05)	(1.79)
Kopran (UK) Limited	0.01	4.58	(0.04)	(1.62)	-	-	-	0.01
Total before consolidation adjustments	100.00	71,161.45	100.00	3,904.63	100.00	13.42	100.00	3,918.05
Adjustment arising out of consolidation		27,236.88		1,181.33		(17.29)		1,164.04
Total after consolidation adjustments		43,924.57		2,723.30		30.71		2,754.01

As per our report of even date

FOR KHANDELWAL JAIN & CO
Chartered Accountants
Firm Registration No: 105049W

BHUPENDRA KARKHANIS
Partner
Membership No: 108336

Place: Mumbai
Date: May 25, 2023

For and on behalf of the Board of Directors

SUSHEEL SOMANI
Chairman
DIN: 00601727

BASANT KUMAR SONI
Chief Financial Officer

SURENDRA SOMANI
Executive Vice Chairman
DIN: 00600860

SUNIL SODHANI
Company Secretary



Kopran

KOPRAN LIMITED

Registered Office

Parijat House, 1076, Dr. E. Moses Road, Worli,
Mumbai - 400 018, Maharashtra.

Tel. No.: + 91-22-43661111

Telefax: + 91-22-2495 0363

Email: investors@kopran.com