

28th July 2022

BSE Limited,
Phiroze Jeejeebhoy Towers,
Dalal Street,
Mumbai 400 001.
Scrip code: 532343

National Stock Exchange of India Ltd.,
Exchange Plaza, 5th Floor,
Bandra-Kurla Complex,
Bandra (E), Mumbai 400 051.
Scrip code: TVSMOTOR

Dear Sir(s)/Madam,

**Reg: Unaudited financial results for the quarter ended 30th June 2022
(limited reviewed)**

Ref: Our letter dated: 12th July 2022

In continuation of our letter dated 12th July 2022, pursuant to Regulations 33 and 52 of Securities and Exchange Board of India (Listing Obligations and Disclosure Requirements) Regulations, 2015, the Standalone and Consolidated unaudited financial results for the quarter ended 30th June 2022, along with the Limited Review Report thereon are enclosed.

We are also enclosing a press release issued by the Company and a presentation on financial performance of the Company.

The above have been duly approved by the Board of Directors at its meeting held today which commenced at 1.30 P.M. and concluded at 3.50 P.M.

Thanking You,

Yours faithfully
For TVS MOTOR COMPANY LIMITED



K S Srinivasan
Company Secretary
Encl: a/a

Tel. : 2200 4465, 2206 7440
Fax : 91-22-2200 0649
E-mail : mumbai@vsa.co.in
Website : www.vsa.co.in

V. Sankar Aiyar & Co.

CHARTERED ACCOUNTANTS
2-C, Court Chambers
35, New Marine Lines
Mumbai - 400 020

**Independent Auditor's Limited Review Report on the Unaudited Stand-alone Quarterly
Financial Results of the Company for the Quarter ended 30 June 2022**

The Board of Directors
TVS Motor Company Limited
"Chaitanya",
No. 12, Khader Nawaz Khan Road
Nungambakkam
Chennai 600006

1. We have reviewed the accompanying statement of unaudited standalone financial results of TVS Motor Company Limited ("the Company") for the quarter ended 30th June 2022 and year to date results for the period 1st April 2022 to 30th June 2022 ("the Statement") and being submitted by the Company pursuant to the requirements of Regulation 33 and 52 of the SEBI (Listing Obligations and Disclosure Requirements), Regulations, 2015, as amended (the "Listing Regulations").
2. This statement is the responsibility of the Company's Management and has been approved by the Board of Directors of the company at their meeting held on 28th July 2022 and has been prepared in accordance with the recognition and measurement principles laid down in Indian Accounting Standard 34 "Interim Financial Reporting" ("Ind AS 34") prescribed under Section 133 of the Companies Act 2013 and other Accounting Principles generally accepted in India and which has been initialed by us for identification purposes. Our responsibility is to express a conclusion on the statement based on our review.
3. We conducted our review of the Statement in accordance with the Standard on Review Engagements (SRE) 2410 "Review of Interim Financial Information Performed by the Independent Auditor of the Entity", issued by the Institute of Chartered Accountants of India. This standard requires that we plan and perform the review to obtain moderate assurance as to whether the financial statements are free of material misstatement. A review of interim financial information consists of making inquiries, primarily of persons responsible for financial and accounting matters, and applying the analytical and other review procedures and thus provides less assurance than an audit. We have not performed an audit and accordingly, we do not express an audit opinion.
4. Based on our review conducted as above, nothing has come to our attention that causes us to believe that the accompanying statement of unaudited standalone financial results prepared in accordance with the recognition and measurement principles laid down in the applicable Indian Accounting Standards prescribed under Section 133 of the Companies Act, 2013 and other recognized accounting practices and policies has not disclosed the information required to be disclosed in terms of Regulation 33 and 52 of the SEBI (Listing Obligations and Disclosure Requirements) Regulations, 2015 including the manner in which it is to be disclosed, or that it contains any material misstatement.


For V. SANKAR AIYAR & CO.
Chartered Accountants
ICAI Regn. No.109208W



S. VENKATARAMAN
Partner
M. No.023116

UDIN 22023116ANTIXA7206

Place: Chennai
Date: 28th July 2022



TVS MOTOR COMPANY LIMITED

Regd office: "Chaitanya", No. 12, Khader Nawaz Khan Road, Nungambakkam, Chennai 600 006
 Website:www.tvsmotor.com Telephone No. (044) 28332115 Fax No. (044) 28332113 Email:contactus@tvsmotor.com
 CIN:L35921TN1992PLC022845



STATEMENT OF STANDALONE UNAUDITED FINANCIAL RESULTS FOR THE QUARTER ENDED 30TH JUNE 2022

(Rs. in Crores)

S. No	Particulars	Quarter Ended			Year Ended
		30.06.2022	31.03.2022	30.06.2021	31.03.2022
		(Unaudited)			(Audited)
1	Sales in Numbers	9,06,791	8,56,446	6,57,758	33,09,568
2	Revenue from Operations	6,008.71	5,530.31	3,934.36	20,790.51
3	Other income	22.21	8.18	1.59	18.99
	Total Income	6,030.92	5,538.49	3,935.95	20,809.50
4	Expenditure				
	a) Cost of materials consumed	4,457.05	4,228.85	3,011.99	15,546.65
	b) Purchase of stock-in-trade	84.05	74.62	49.96	286.05
	c) Changes in inventories of finished goods, work-in-process and stock-in-trade	31.67	(92.02)	(82.98)	(24.53)
	d) Employee benefits expense	320.93	284.08	260.90	1,136.36
	e) Finance cost	37.57	33.01	29.98	125.92
	f) Depreciation and amortisation expense	152.04	159.31	143.06	611.44
	g) Other expenses	515.55	477.96	420.71	1,884.24
	Total	5,598.86	5,165.81	3,833.62	19,566.13
5	Profit before Exceptional items (2+3-4)	432.06	372.68	102.33	1,243.37
6	Exceptional Items - (Gain) / Loss	-	-	30.16	30.16
7	Profit before tax (5-6)	432.06	372.68	72.17	1,213.21
8	Tax expense / (Credit)				
	a) Current tax	122.09	85.30	18.44	300.02
	b) Deferred tax	(10.57)	12.88	0.58	19.63
	Total tax expense / (Credit)	111.52	98.18	19.02	319.65
9	Profit for the period (7-8)	320.54	274.50	53.15	893.56
10	Other Comprehensive Income / (Loss) (net of tax)				
	a) Items that will not be reclassified to profit or loss	(0.30)	(19.83)	7.61	(66.34)
	b) Items that will be reclassified to profit or loss	(24.82)	(13.38)	(5.06)	2.03
11	Total Comprehensive Income / (Loss) for the period (9+10)	295.42	241.29	55.70	829.25
12	Paid up equity share capital (Face value of Re.1/- each)	47.51	47.51	47.51	47.51
13	Reserve excluding Revaluation Reserves	-	-	-	4,774.53
14	Earnings Per Share (Face value of Re. 1/- each) (not annualised)				
	(i) Basic (in Rs.)	6.75	5.78	1.12	18.81
	(ii) Diluted (in Rs.)	6.75	5.78	1.12	18.81

Notes :

- The Operations of the Company relate to only one segment viz., automotive vehicles and parts.
- The Company has made the following Investments and Disinvestment during the quarter ended 30th June 2022:
 - Rs.39.56 Crores in Equity shares of its overseas subsidiary, TVS Motor (Singapore) Pte. Ltd, Singapore.
 - Rs.114.06 Crores to acquire 1.81% stake in Roppen Transportation Services Private Limited, Hyderabad.
 - The Company has divested its entire stake in its wholly owned subsidiary, Intellicar Telematics Private Limited, Bengaluru for a consideration of Rs.45 Crores received as convertible notes in Fabric IOT Private limited, Bengaluru.
- The above unaudited financial results were reviewed and recommended by the Audit Committee and approved by the Board of Directors at their respective meetings held on 28th July 2022. These results have been subjected to limited review by the Statutory Auditors of the Company.
- The figures of the preceding 3 months ended 31st March 2022 are the balancing figures between the audited figures in respect of the full previous financial year and the published year to date figures upto the third quarter of the respective financial year.

For TVS Motor Company Limited

Ralf Speth

Prof. Sir Ralf Dieter Speth
Chairman

Date : 28th July 2022



V. Sankar Aiyar

Additional disclosures as per Regulations 52(4) of SEBI (Listing Obligations and Disclosure Requirements), Regulations, 2015

1. Pursuant to Non-Convertible Debentures (NCD) of TVS MOTOR COMPANY LIMITED being listed, below are the details on a Standalone basis as per Listing Regulations:

Particulars	Quarter ended			Year ended
	30.06.2022	30.06.2021	31.03.2022	31.03.2022
Net Debt to Equity (Times) [(Total borrowings - Cash and Cash equivalents) / Equity]	0.3	0.4	0.3	0.3
Debt service coverage ratio (Times) [Earnings before Interest, Tax and Exceptional Items / (Interest Expense + Principal repayments of long term loan made during the period excluding prepayment)]	4.3	2.9	3.3	5.2
Interest service coverage ratio (Times) [Earnings before Interest, Tax and Exceptional Items / Interest Expense]	12.5	4.4	12.3	10.9
Outstanding redeemable preference shares (Qty / Value)	NOT APPLICABLE			
Capital Redemption Reserve	NOT APPLICABLE			
Debenture Redemption Reserve	NOT APPLICABLE			
Net Worth - Rs. In Crores Networth as per Section 2(57) of the Companies Act, 2013.	5,123.83	4,210.02	4,804.61	4,804.61
Net profit after tax - Rs. In Crores	320.54	53.15	274.50	893.56
Earnings per share - Rs. Per share (Basic & Diluted - Not annualised)	6.75	1.12	5.78	18.81
Current ratio (Times) [Current Assets / Current Liabilities]	0.6	0.7	0.6	0.6
Long term debt to working capital (Times) [Non Current borrowing including current maturity / (Current Asset - Current Liabilities excluding current maturity of Long term borrowing)]	-	-	-	-
Bad debts to Accounts receivable ratio (Times) [Bad debts written off / Accounts Receivables]	-	-	-	-
Current liability ratio (Times) [Current Liability / Total Liability]	0.8	0.7	0.7	0.7
Total debts to Total assets ratio (Times) [(Non current borrowing including current maturity + Current borrowing) / Total Assets]	0.1	0.2	0.1	0.1
Debtors Turnover (Times) [Annualised Turnover / Average Debtors]	22.2	22.6	22.8	22.8
Inventory Turnover (Times) [Annualised Cost of goods sold / Average Inventory]	16.7	12.9	13.9	13.9
Operating Margin (%) (Operating EBITDA / Turnover)	10.0%	7.0%	10.1%	9.4%
Net Profit Margin in % (Net profit after tax / Turnover)	5.3%	1.4%	5.0%	4.3%

2. Pursuant to Commercial papers of TVS MOTOR COMPANY LIMITED being listed, below are the details on a standalone basis as per Listing Regulations:

i. Credit rating issued by CARE for Commercial paper (CP):	A1+
ii. Previous due dates for payment of interest / principal of CP repayment	NOT APPLICABLE
iii. Details of Commercial Papers issued during the quarter ended 31st March 2022	NOT APPLICABLE
iv. Next due date for payment of interest / principal of Commercial Paper repayment	NOT APPLICABLE

3. The Company has maintained asset cover sufficient to discharge the principal amount at all times for the non-convertible debt securities issued.

Note: Previous period's figures have been regrouped wherever necessary to conform to the current year's classification.

Date : 28th July 2022



[Handwritten Signature]

For TVS Motor Company Limited

[Handwritten Signature]

Prof. Sir Ralf Dieter Speth
Chairman

**Independent Auditor's Review Report on Review of Consolidated Unaudited
Financial Results for Quarter ended 30 June 2022**

TO
THE BOARD OF DIRECTORS,
TVS MOTOR COMPANY LIMITED.
"Chaitanya",
12, Khader Nawaz Khan Road,
Nungambakkam,
Chennai – 600006.

1. We have reviewed the accompanying Statement of Consolidated Unaudited Financial Results of **TVS Motor Company Limited** ("the Parent") and its subsidiaries (the Parent and its subsidiaries together referred to as ("the Group"), and its share of the net loss after tax and total comprehensive loss of its associates for the quarter ended 30th June 2022 ("the Statement"), being submitted by the Parent pursuant to the requirement of Regulation 33 and 52 of the SEBI (Listing Obligations and Disclosure Requirements) Regulations, 2015, as amended ("Listing Regulations").
2. This Statement, which is the responsibility of the Parent's Management and approved by the Parent's Board of Directors at their meeting held on 28th July 2022, has been prepared in accordance with the recognition and measurement principles laid down in Indian Accounting Standard 34 "Interim Financial Reporting" ("Ind AS 34"), prescribed under Section 133 of the Companies Act, 2013, and other accounting principles generally accepted in India and in compliance with Regulation 33 and 52 of the Listing Regulations and which has been initialed by us for identification purposes. Our responsibility is to express a conclusion on the Statement based on our review.
3. We conducted our review of the Statement in accordance with the Standard on Review Engagements (SRE) 2410 "Review of Interim Financial Information Performed by the Independent Auditor of the Entity", issued by the Institute of Chartered Accountants of India. A review of interim financial information consists of making inquiries, primarily of Parent's personnel responsible for financial and accounting matters, and applying analytical and other review procedures. A review is substantially less in scope than an audit conducted in accordance with Standards on Auditing and consequently does not enable us to obtain assurance that we would become aware of all significant matters that might be identified in an audit. Accordingly, we do not express an audit opinion.

We have also performed procedures in accordance with the circular issued by the SEBI under Regulation 33 (8) of the SEBI (Listing Obligations and Disclosure Requirements) Regulations, 2015, as amended, to the extent applicable.



4. The Statement includes the results of the following entities:

List of Subsidiaries of TVS Motor Company Limited

1. PT. TVS Motor Company Indonesia
2. TVS Motor (Singapore) Pte. Limited
3. TVS Motor Company (Europe) BV
4. TVS Housing Limited
5. Sundaram Auto Components Limited (SACL)
6. Sundaram Holdings USA Inc.(Subsidiary of SACL)
7. TVS Motor Services Limited
8. TVS Credit Services Limited
9. Intellicar Telematics Pvt Ltd (ceased to be subsidiary from 24 May 2022)
10. TVS Electric Mobility Limited

Subsidiaries of TVS Credit Services Limited

11. Harita ARC Services Private Limited
12. TVS Two-Wheeler Mail Private Limited
13. TVS Housing Finance Private Limited

Subsidiaries of Sundaram Holdings USA Inc.

14. Green Hills Land Holding LLC
15. Components Equipment Leasing LLC
16. Sundaram Clayton USA LLC (formerly Workspace Project LLC)
17. Premier Landing Holding LLC

Subsidiaries of TVS Motor (Singapore) Pte. Limited.

18. The Norton Motorcycles Co. Ltd.
19. TVS Digital Pte Ltd
20. The GO AG, Zurich
21. Swiss E- Mobility Group (Holding) AG
22. EBCO Limited, UK (w.e.f. 1 April 2022)

Subsidiary of the GO AG, Zurich

23. EGO Movement Stuttgart GmbH

Subsidiary company of Swiss E-Mobility (Group) Holding AG, Switzerland

24. Swiss E-Mobility Group (Schweiz) AG Switzerland, Zurich
25. Colag E-Mobility GmbH, Germany, Nuremberg
26. Alexand'Ro Edouard'O Passion Vélo Sàrl, Switzerland (w.e.f.12 April 2022)

Subsidiary of the Intellicar Telematics Pvt Ltd

27. Intellicar (Singapore) Pte Ltd Singapore. (ceased to be subsidiary from 24 May 2022)

Associates of TVS Motor Company Limited

28. Emerald Haven Realty Ltd.
29. Ultraviolette Automotive Private Limited
30. Tagbox Solutions Private Limited

Associates of TVS Motor (Singapore) Pte. Ltd.

31. Scienaptic Systems Inc

Associates of TVS Digital Pte. Ltd.

32. Predictronics Corp.
33. Tagbox Pte Ltd
34. Altizon Inc.



5. Based on our review conducted and procedures performed as stated in paragraph 3 above and based on the consideration of the review reports of other auditors referred to in paragraph 6 below, nothing has come to our attention that causes us to believe that the accompanying Statement, prepared in accordance with the recognition and measurement principles laid down in the aforesaid Indian Accounting Standard and other accounting principles generally accepted in India, has not disclosed the information required to be disclosed in terms of Regulation 33 and 52 of the SEBI (Listing Obligations and Disclosure Requirements) Regulations, 2015, as amended, including the manner in which it is to be disclosed, or that it contains any material misstatement.
6. We did not review the interim financial information of 5 subsidiaries included in the consolidated unaudited financial results, whose interim financial information reflect total revenues of Rs. 868.46 Crores, total net profit after tax of Rs. 82.82 Crores and total comprehensive income of Rs. 85.25 Crores, for the quarter ended 30th June 2022. The consolidated unaudited financial results also include the Group's share of net loss after tax of Rs. 7.21 Crores and total comprehensive income of Rs. (7.43) Crores for the quarter ended 30th June 2022 as considered in the consolidated unaudited financial results, in respect of 2 associates, whose interim financial results have not been reviewed by us. These financial information have been reviewed by other auditor's whose report has been furnished to us by the Management and our conclusion on the Statement, in so far as it relates to the amounts and disclosures included in respect of these subsidiaries and associates, are based solely on the report of the other auditors and the procedures performed by us as stated in paragraph 3 above.

Our conclusion on the statement is not modified in respect of the above matter.

7. The consolidated unaudited financial results include the interim financial information of 19 subsidiaries which have not been reviewed by their auditors and are based solely on management certified accounts, whose financial information reflect total revenue of Rs. 441.26 Crores, total net loss after tax of Rs. 96.15 Crores and total comprehensive income of Rs. (82.14) Crores for the quarter ended 30th June 2022. The consolidated unaudited interim financial results also include the Group's share of net loss after tax of Rs. 2.35 Crores and total comprehensive income of Rs. (2.35) Crores for the quarter ended 30th June 2022 as considered in the consolidated unaudited interim financial results, in respect of 5 associates based on their interim financial information which have not been reviewed by their auditors and are based solely on management certified accounts. The financial information of subsidiaries and associates located outside India have been prepared in accordance with accounting principles generally accepted in their respective countries. The Parent Company's Management has converted these financial information from accounting principles generally accepted in their respective countries, to Indian Accounting Standards (Ind AS) prescribed under Section 133 of the Companies Act, 2013 and other accounting principles generally accepted in India. We have reviewed these conversion adjustments made by the Parent Company's Management. Our conclusion in so far as it relates to such subsidiaries and associates located outside India is based on the aforesaid conversion adjustments prepared by the Parent Company's Management and reviewed by us. According to the information and explanations given to us by the Management, these financial information are not material to the Group.

Our conclusion on the Statement is not modified in respect of the above matter.

For **V. SANKAR AIYAR & CO.**

Chartered Accountants

ICAI Regn. No. 109208W

UDIN | 22023116ANTJED8333



S. VENKATARAMAN

Partner

M. No.023116

Place: Chennai
Date: 28th July 2022



TVS MOTOR COMPANY LIMITED



Regd office: "Chaitanya", No. 12, Khader Nawaz Khan Road, Nungambakkam, Chennai 600 006
 Website:www.tvsmotor.com Telephone No. (044) 28332115 Fax No. (044) 28332113 Email:contactus@tvsmotor.com
 CIN:L35921TN1992PLC022845

STATEMENT OF CONSOLIDATED UNAUDITED FINANCIAL RESULTS FOR THE QUARTER ENDED 30TH JUNE 2022

(Rs. in Crores)

S. No	Particulars	Quarter Ended			Year Ended
		30.06.2022	31.03.2022	30.06.2021	31.03.2022
		(Unaudited)			(Audited)
1	Revenue from Operations	7,315.70	6,585.20	4,689.34	24,355.31
2	Other income	32.13	13.55	2.69	32.87
	Total Income	7,347.83	6,598.75	4,692.03	24,388.18
3	Expenditure				
	a) Cost of materials consumed	4,614.45	4,340.09	3,104.24	15,938.65
	b) Purchase of stock-in-trade	218.87	357.66	49.96	579.04
	c) Changes in inventories of finished goods, work-in-process and stock-in-trade	18.87	(322.63)	(98.03)	(260.40)
	d) Employee benefits expense	658.59	562.90	485.64	2,124.03
	e) Finance cost	291.95	262.52	221.03	940.22
	f) Depreciation and amortisation expense	198.85	206.95	163.83	742.86
	g) Other expenses	899.66	817.02	732.45	3,219.36
	Total	6,901.24	6,224.51	4,659.12	23,283.76
4	Profit / (Loss) before Share of Profit / (Loss) of associates and Exceptional items (1+2-3)	446.59	374.24	32.91	1,104.42
5	Share of profit/(loss) of Associates	(9.56)	(4.62)	0.46	2.49
6	Profit / (Loss) before Exceptional items (4+5)	437.03	369.62	33.37	1,106.91
7	Exceptional Items - (Gain) / Loss	1.07	1.96	36.74	40.12
8	Profit / (Loss) before tax (6-7)	435.96	367.66	(3.37)	1,066.79
9	Tax expense / (Credit)				
	a) Current tax	157.42	109.86	18.49	364.55
	b) Deferred tax	(18.21)	(16.87)	(7.14)	(28.64)
	Total tax expense / (Credit)	139.21	92.99	11.35	335.91
10	Profit / (Loss) for the period (8-9)	296.75	274.67	(14.72)	730.88
11	Other Comprehensive Income / (Loss), net of tax				
	a) Items that will not be reclassified to profit or loss	(1.61)	(16.03)	6.95	(66.37)
	b) Items that will be reclassified to profit or loss	(8.01)	34.69	15.60	69.26
12	Total Comprehensive Income / (Loss) for the period (10+11)	287.13	293.33	7.83	733.77
13	Net Profit / (Loss) attributable to				
	a) Owners of the Company	305.37	277.45	(10.55)	756.82
	b) Non controlling interest	(8.62)	(2.78)	(4.17)	(25.94)
14	Other Comprehensive income / (Loss) attributable to				
	a) Owners of the Company	(22.98)	8.26	22.76	(11.77)
	b) Non controlling interest	13.36	10.40	(0.21)	14.66
15	Total Comprehensive income / (Loss) attributable to				
	a) Owners of the Company	282.39	285.71	12.21	745.05
	b) Non controlling interest	4.74	7.62	(4.38)	(11.28)
16	Paid up equity share capital (Face value of Re.1/- each)	47.51	47.51	47.51	47.51
17	Reserve excluding Revaluation Reserves	-	-	-	4,351.94
18	Earnings Per Share (Face value of Re. 1/- each) (not annualised)				
	(i) Basic (in Rs.)	6.43	5.84	(0.22)	15.93
	(ii) Diluted (in Rs.)	6.43	5.84	(0.22)	15.93

Notes :

- During the quarter, the Company through its Subsidiaries acquired 70% stake in EBCO Limited, UK and 100% stake in Alexand'Ro Edouard'O Passion Vélo Sàrl ("Passion Vélo") Switzerland and their financial results have been consolidated by following Ind AS - 103 Business Combination (revised).
- Exceptional items reported in the above financials represent COVID 19 related expenses and one time costs associated with voluntary separation incurred by its subsidiaries during the respective periods.
- The above unaudited financial results were reviewed and recommended by the Audit Committee and approved by the Board of Directors at their respective meetings held on 28th July 2022. These results have been subjected to limited review by the Statutory Auditors of the Company.
- The figures of the preceding 3 months ended 31st March 2022 are the balancing figures between the audited figures in respect of the full previous financial year and the published year to date figures upto the third quarter of the respective financial year.

For TVS Motor Company Limited

Prof. Sir Ralf Dieter Speth
Chairman

Date : 28th July 2022



Additional disclosures as per Regulations 52(4) of SEBI (Listing Obligations and Disclosure Requirements), Regulations, 2015

1. Pursuant to Non-Convertible Debentures (NCD) of TVS MOTOR COMPANY LIMITED being listed, below are the details on a Consolidated basis as per Listing Regulations:

Particulars	Quarter ended			Year ended
	30.06.2022	30.06.2021	31.03.2022	31.03.2022
Net Debt to Equity (Times) [(Total borrowings - Cash and Cash equivalents) / Equity]	3.3	3.0	3.1	3.1
Debt service coverage ratio (Times) (Excluding NBFC Subsidiary) [Earnings before Interest, Tax and Exceptional Items / (Interest Expense + Principal repayments of long term loan made during the period excluding prepayment)]	2.2	1.1	2.2	3.0
Interest service coverage ratio (Times) (Excluding NBFC Subsidiary) [Earnings before Interest, Tax and Exceptional Items / Interest Expense]	7.2	2.7	8.5	7.2
Outstanding redeemable preference shares (Qty / Value)	NOT APPLICABLE			
Capital Redemption Reserve	NOT APPLICABLE			
Debenture Redemption Reserve	NOT APPLICABLE			
Net Worth - Rs. In Crores Networth as per Section 2(57) of the Companies Act, 2013.	4,628.49	3,704.62	4,324.92	4,324.92
Net profit after tax - Rs. In Crores	296.75	(14.72)	274.67	730.88
Earnings per share - Rs. Per share (Basic & Diluted - Not annualised)	6.43	(0.22)	5.84	15.93
Current ratio (Times) [Current Assets / Current Liabilities]	1.0	1.0	0.9	0.9
Long term debt to working capital (Times) [Non Current borrowing including current maturity / (Current Asset - Current Liabilities excluding current maturity of Long term borrowing)]	0.2	0.3	0.3	0.3
Bad debts to Accounts receivable ratio (Times) [Bad debts written off / Accounts Receivables]	-	-	-	-
Current liability ratio (Times) (Current Liability / Total Liability)	0.6	0.6	0.6	0.6
Total debts to Total assets ratio (Times) [(Non current borrowing including current maturity + Current borrowing) / Total Assets]	0.6	0.6	0.6	0.6
Debtors Turnover (Times) [Annualised Turnover / Average Debtors]	22.1	22.9	22.3	22.3
Inventory Turnover (Times) [Annualised Cost of goods sold / Average Inventory]	11.9	11.2	10.8	10.8
Operating Margin (%) (Operating EBITDA / Turnover)	9.1%	4.9%	9.2%	8.1%
Net Profit Margin (%) (Net profit after tax / Turnover)	4.1%	(0.3)%	4.2%	3.0%

Note: Previous period's figures have been regrouped wherever necessary to conform to the current year's classification.

Date : 28th July 2022



[Handwritten Signature]

For TVS Motor Company Limited

[Handwritten Signature]

Prof. Sir Ralf Dieter Speth
Chairman



CONSOLIDATED SEGMENT INFORMATION FOR THE QUARTER ENDED 30TH JUNE 2022

(Rs. in Crores)

S. No.	Particulars	Quarter Ended / As at			Year Ended /
		30.06.2022	31.03.2022	30.06.2021	As at
		Unaudited			31.03.2022
					Audited
1	Segment Revenue				
	a) Automotive Vehicles & Parts	6,328.00	5,696.55	4,030.02	21,249.99
	b) Automotive Components	203.62	199.79	124.49	659.07
	c) Financial services	866.56	767.77	597.68	2,747.12
	d) Others	3.77	4.67	2.20	17.21
	TOTAL	7,401.95	6,668.78	4,754.39	24,673.39
	Less: Inter-Segment Revenue	86.25	83.58	65.05	318.08
	Revenue from operations	7,315.70	6,585.20	4,689.34	24,355.31
2	Segment Results				
	Profit / (Loss) before tax and interest				
	a) Automotive Vehicles & Parts	408.19	355.81	68.94	1,139.55
	b) Automotive Components	(27.90)	(15.86)	0.21	(63.24)
	c) Financial services	110.69	75.41	(34.35)	148.23
	d) Others	6.79	(3.30)	(0.86)	(2.15)
	TOTAL	497.77	412.06	33.94	1,222.39
	Less: i) Finance cost	52.25	39.78	37.77	158.09
	ii) Other unallocable expenditure net of unallocable income	-	-	-	-
	Share of profit/(loss) of Associates	(9.56)	(4.62)	0.46	2.49
	Profit / (Loss) before tax	435.96	367.66	(3.37)	1,066.79
3	Segment Assets				
	a) Automotive Vehicles & Parts	10,327.85	9,953.30	8,563.04	9,953.30
	b) Automotive Components	1,341.04	1,318.19	1,239.96	1,318.19
	c) Financial services	17,278.22	15,765.03	12,067.28	15,765.03
	d) Others	2.41	35.56	32.62	35.56
	Segment Assets	28,949.52	27,072.08	21,902.90	27,072.08
4	Segment Liabilities				
	a) Automotive Vehicles & Parts	7,941.55	7,791.84	6,705.87	7,791.84
	b) Automotive Components	597.63	604.71	593.90	604.71
	c) Financial services	15,040.92	13,609.43	10,328.06	13,609.43
	d) Others	1.52	13.09	8.77	13.09
	Segment Liabilities	23,581.62	22,019.07	17,636.60	22,019.07

Date : 28th July 2022



[Handwritten Signature]

For TVS Motor Company Limited

[Handwritten Signature]

Prof. Sir Ralf Dieter Speth
Chairman

PRESS RELEASE



TVS Motor Company Posts Highest Ever Revenue, EBITDA and Profit in Q1

Hosur, July 28, 2022: TVS Motor Company reported operating revenue of Rs. 6,009 Crores for the quarter ended June 2022 as against Rs. 3,934 Crores reported in the quarter ended June 2021.

The Company reported EBITDA of Rs. 599 Crores for the first quarter of 2022-23 as against EBITDA of Rs. 274 Crores in first quarter of 2021-22. Company's EBITDA margin for the quarter is at 10% as against EBITDA margin of 7% reported in first quarter of 2021-22.

The Company reported Profit Before Tax (PBT) of Rs.432 Crores in the first quarter of 2022-23 as against of Rs. 102 Crores in the first quarter of 2021-22. During the current quarter, the Company reported Profit After Tax (PAT) of Rs. 321 Crores as against Rs. 53 Crores during first quarter of 2021-22.

The first quarter numbers are not strictly comparable with the first quarter of last year due to lockdowns.

Sales:

The overall two-wheeler and three-wheeler sales including exports registered sales of 9.07 Lakh units in the quarter ended June 2022 as against 6.58 Lakh units registered in the quarter ended June 2021. Motorcycle sales registered 4.34 Lakh units in the quarter ended June 2022 as against 4.05 Lakh units in quarter ended June 2021. Scooter sales for the quarter ended June 2022 is 3.06 Lakh units as against the sales of 1.38 Lakh units in the first quarter of 2021-22. The Company recorded highest two-wheeler exports in this quarter registering 2.96 Lakh units as against 2.90 Lakh units in the quarter ended June 2021. Three-wheeler sales for the quarter under review is 0.46 Lakh units as against 0.39 Lakh units during first quarter of 2021-22. Electric Scooter sales registered 0.09 Lakh units in the quarter ended June 2022 as against 0.01 lakh units in the quarter ended June 2021.

PRESS RELEASE



New Product Launches:

During the quarter, the Company launched TVS iQube Electric scooter in three variants that comes loaded with best-in-class on-road range of 140 km on a single charge. They offer a host of intelligent connected features such as 7" TFT touchscreen and clean UI, infinity theme personalisation, voice assist and TVS iQube Alexa skillset, intuitive music player control, OTA updates, fast charging with a plug-and-play carry along charger, vehicle health and safety notifications, multiple Bluetooth, and Cloud Connectivity options, 32 litre storage space.

The company also launched, TVS NTOUR XT with never seen hi-tech features like the industry's first Hybrid TFT console and TVS SmartXconnect™, which has 60+ hi-tech features including "SmartXtalk", "SmartXtrack". The scooter also features "TVS IntelliGO" technology.

Both the products have received extremely good response from the customers.

About TVS Motor Company

TVS Motor Company is a reputed two and three-wheeler manufacturer globally, championing progress through Sustainable Mobility with four state-of-the-art manufacturing facilities in Hosur, Mysuru and Nalagarh in India and Karawang in Indonesia. Rooted in our 100-year legacy of Trust, Value, and Passion for Customers and Exactness, we take pride in making internationally aspirational products of the highest quality through innovative and sustainable processes. We are the only two-wheeler company to have received the prestigious Deming Prize. Our products lead in their respective categories in the J.D. Power IQS and APEAL surveys. We have been ranked No. 1 Company in the J.D. Power Customer Service Satisfaction Survey for consecutive four years. Our group company Norton Motorcycles, based in the United Kingdom, is one of the most emotive motorcycle brands in the world. Our subsidiaries in the personal e-mobility space, Swiss E-Mobility Group (SEMG) and EGO Movement have a leading position in the e-bike market in Switzerland. TVS Motor Company endeavours to deliver the most superior customer experience across 80 countries in which we operate. For more information, please visit www.tvsmotor.com.

For more information, please contact:

Varghese M Thomas: vm.thomas@tvsmotor.com

KS Harini: ks.harini@tvsmotor.com



TVSM Results

Q/E

30th June 2022



Highlights - Q/E June 2022

- During Q1, Company posted highest ever Revenue, EBITDA and profit in a quarter.
- Company revenue grew to Rs.6,009 Crores during Q1 of 2022-23 from Rs.3,934 Crores in Q1 of last year.
- EBITDA is at Rs.599 Crores during Q1 of 2022-23 as against Rs.274 Crores during Q1 of last year. EBITDA margin for the quarter is at 10%.
- PBT is at Rs 432 Crores during Q1 of 2022-23 as against Rs 102 Crores during Q1 of last year.
- PAT is at Rs. 321 Crores during Q1 of 2022-23 as against Rs.53 Crores during Q1 of last year.

Sales – Q/E June 2022



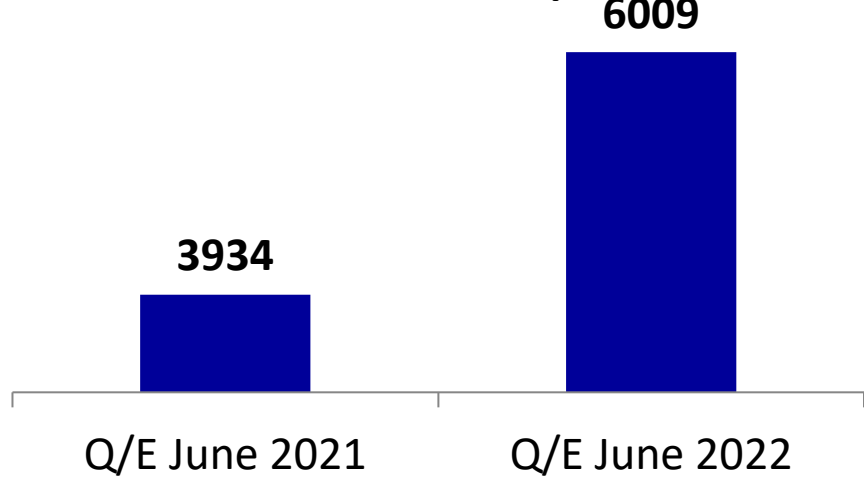
Nos. in '000

Q1 2021-22	Particulars	Q1 2022-23
405	Motorcycles	434
74	Mopeds	112
139	Scoters	306
1	Electric Scooters	9
39	Three wheelers	46
658	Total	907



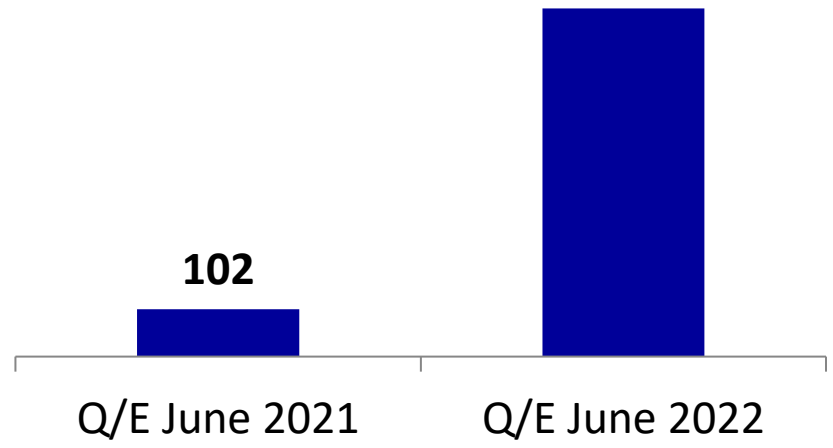
INR in Crores

Revenue from Operations



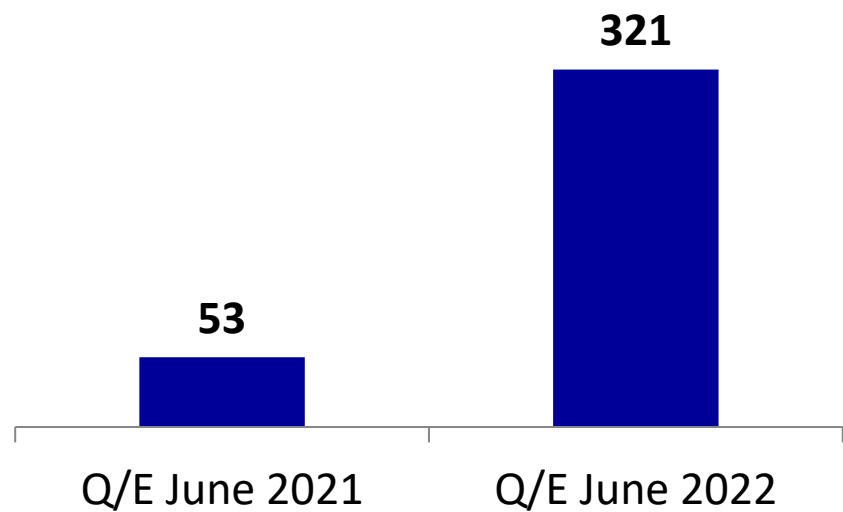
PBT

432



PAT

321









Thank you

No part of this presentation is to be circulated, quoted, or reproduced for any distribution without prior written approval from TVS Motor Company Limited, PB 4, Harita, Hosur-635109, Tamilnadu, India. Certain parts of this presentation may be “forward looking statements” within the meaning of applicable laws and regulations and actuals may differ from those either expressed or implied.