

MILLENNIUM ONLINE SOLUTIONS (INDIA) LIMITED

CIN NO: L99999MH1980PLC062779

Flat No.53, 5th Floor, Wing No.11, Vijay Vilash Tores Building, Ghodbunder Road, Thane (West)
400615

Visit us at: www.mosil.co, Email - mosilinfo@gmail.com complianceatmillennium@gmail.com

Date: 10th November 2023.

To,
Department of Corporate Service (DCS-CRD),
Bombay Stock Exchange Limited,
Phiroze Jeejeebhoy Towers,
Dalal Street, Fort,
Mumbai – 400 001.

Sub: Approval of Standalone & Consolidated IND-AS Un-Audited Financial Results for the Quarter & Half Year ended September 30, 2023.

Ref: Millennium Online Solutions (India) Limited. (Scrip Code: 511187).

Dear Sir,

In pursuance of Regulation 33 of SEBI (Listing Obligation and Disclosure Requirements) Regulations, 2015 we hereby submit following documents:

1. Standalone & Consolidated Un-audited IND-AS compliant Financial Results along with Limited Review Report for the quarter and half year ended on September 30, 2023 pursuant to Regulation 33 of Listing Obligation and Disclosure Requirement, 2015;
2. Standalone & Consolidated IND-AS compliant Statement of Assets and Liabilities for half year ended September 30, 2023.
3. Cash Flow Statement for the half year ended 30th September, 2023.

You are requested to kindly take the same on your records.

Thanking you,
For Millennium Online Solutions (India) Limited



HARILAL SINGH
Whole-Time Director
DIN: 05124923



LIMITED REVIEW REPORT

To
Millennium Online Solutions (India) Ltd

We have reviewed the accompanying statement of standalone unaudited financial results of **MILLENNIUM ONLINE SOLUTIONS (INDIA) LIMITED** for the quarter/half year ended **September, 2023**. This statement is the responsibility of the Company's Management and has been approved by the Board of Directors. Our responsibility is to issue a report on these financial statements based on our review.

We conducted our review in accordance with the Standard on Review Engagement (SRE) 2410 "Review of Interim Financial Information performed by the Independent Auditor of the Entity", - issued by the Institute of Chartered Accountants of India. This standard requires that we plan and perform the review to obtain moderate assurance as to whether the financial statements are free of material misstatement. A review is limited primarily to inquiries of company personnel and analytical procedures applied to financial data and thus provides less assurance than an audit. We have not performed an audit and accordingly, we do not express an audit opinion.

Based on our review conducted as above, nothing has come to our attention that causes us to believe that the accompanying statement of unaudited financial results prepared in accordance with applicable accounting standards and other recognized accounting practices and policies has not disclosed the information required to be disclosed in terms of Regulation 33 of the SEBI (Listing Obligations and Disclosure Requirements) Regulations, 2015 including the manner in which it is to be disclosed, or that it contains any material misstatement.

For B Chordia & Co.
F.R.N. 121083W



(Vikas Chordia)
(M.No. 158536)
(Partner)



Date: 10/11/2023
Place: Surat

UDIN: 23158536BGWOPI9306

MILLENIUM ONLINE SOLUTIONS (INDIA) LIMITED

CIN: L7290MH1980PLC062779

Regd Off: Flat No.53, 5th Floor, Wing No.11, Vijay VilashTores Building, Ghodbunder Road, Thane MH 400615

Statement of Standalone Unaudited Results for the Quarter and half year ended 30/09/2023

RS. in Lakhs


	Particulars	Quarter Ended			Six Month Ended		Previous Year
		30-09-2023	30-06-2023	30-09-2022	30-09-2023	30-09-2022	31-03-2023
		(Un-Audited)	(Un-Audited)	(Un-Audited)	(Un-Audited) As	(Un-Audited) As	(Audited)
I	Revenue from Operations	0.00	0.00	0.00	0.00	0.00	0.00
II	Other Income	0.00	0.08	0.00	0.08	0.00	0.00
III	Total Revenue (I+II)	0.00	0.08	0.00	0.08	0.00	0.00
IV	Expenses						
	a) Cost of Material Consumed	0.00	0.00	0.00	0.00	0.00	0.00
	b) Purchase of Stock in trade	0.00	0.00	0.00	0.00	0.00	0.00
	c) Changes in inventories of finished goods, Work in progress and stock in trade	0.00	0.00	0.00	0.00	0.00	0.00
	d) Employee benefits expenses	1.21	0.60	0.14	1.81	0.99	2.81
	e) Finance Cost	0.00	0.00	0.00	0.00	0.00	0.00
	f) Depreciation and amortisation expenses	0.00	0.00	0.00	0.00	0.00	0.00
	g) Other expenses	0.36	4.83	0.31	5.19	3.82	6.19
	Total Expenses (IV)	1.57	5.43	0.45	7.00	4.81	9.00
V	Profit/(loss) before exceptional items and tax (III-IV)	-1.57	-5.35	-0.45	-6.92	-4.81	-9.00
VI	Exceptional Items	0.00	0.00	0.00	0.00	0.00	0.00
VII	Profit/(loss) Before Tax (V-VI)	-1.57	-5.35	-0.45	-6.92	-4.81	-9.00
VIII	Tax expense						
	a) Current Tax	0.00	0.00	0.00	0.00	0.00	0.00
	b) Deferred Tax	0.00	0.00	0.00	0.00	0.00	0.00
IX	Profit/ (Loss) for the period from continuing operations (VII-VIII)	-1.57	-5.35	-0.45	-6.92	-4.81	-9.00
X	Profit/ (Loss) from discontinued operations	0.00	0.00	0.00	0.00	0.00	0.00
XI	Tax expense of discontinued operations	0.00	0.00	0.00	0.00	0.00	0.00
XII	Profit/ (Loss) from discontinuing operations (after tax) (X-XI)	0.00	0.00	0.00	0.00	0.00	0.00
XIII	Profit/ (Loss) for the period (IX+XII)	-1.57	-5.35	-0.45	-6.92	-4.81	-9.00
XIV	Other Comprehensive Income						
	A. (i) Items that will not be reclassified to profit or loss	0.00	0.00	0.00	0.00	0.00	0.00
	(ii) Income tax relating to items that will not be reclassified to profit or loss	0.00	0.00	0.00	0.00	0.00	0.00
	B. (i) Items that will be reclassified to profit or loss	0.00	0.00	0.00	0.00	0.00	0.00
	(ii) Income tax relating to items that will be reclassified to profit or loss	0.00	0.00	0.00	0.00	0.00	0.00
XV	Total Comprehensive Income for the period (XIII+XIV) Comprising Profit (Loss) and Other comprehensive Income for the period)	0.00	0.00	0.00	0.00	0.00	0.00
XVI	Earning per equity share (for continuing operation):						
	(1) Basic	0.00	-0.01	0.00	-0.01	-0.01	-0.02
	(2) Diluted	0.00	-0.01	0.00	-0.01	-0.01	-0.02
XVII	Earning per equity share (for discontinued operation):						
	(1) Basic	0.00	0.00	0.00	0.00	0.00	0.00
	(2) Diluted	0.00	0.00	0.00	0.00	0.00	0.00
XVIII	Earning per equity share (for discontinued & continuing operation):						
	(1) Basic	0.00	-0.01	0.00	-0.01	-0.01	-0.02
	(2) Diluted	0.00	-0.01	0.00	-0.01	-0.01	-0.02

Notes-

- The above results were reviewed by the Audit Committee and have been taken on record by the Board of Directors of the Company at their meeting held on 10th November, 2023.
- The Standalone un-audited Financial Results for the Quarter ended 30.09.2023 are un-audited and the Statutory Auditors have carried out a Limited Review Report.
- The Company's Operation consists only one segment; hence Segment reporting under AS17 is not applicable.
- Previous year figures have been regrouped or reclassified wherever necessary .

By Order of the Board

For Millenium Online Solutions (India) Ltd.


Name Harish Singh

Director DIN NO: 05124923



Place : Mumbai

Date- 10/11/23

Statement of Standalone Assets & Liabilities of Millennium Online Solutions (India) Ltd

Standalone/Consolidated Statement of Assets & Liabilities	Amt in hundred	
	As at period ended 30/09/2023	As at year ended 31/03/2023
	UN-AUDITED	AUDITED
PARTICULARS		
ASSETS		
1. Non-current assets		
(A) Property, Plant and Equipment	1803.26	1803.26
(B) Capital work-in-progress	0.00	0.00
(C) Investment Property	0.00	0.00
(D) Goodwill	0.00	0.00
(E) Other Intangible assets	0.00	0.00
(F) Intangible assets under development	0.00	0.00
(G) Biological Assets other than bearer plants	0.00	0.00
(H) Financial Assets		
(i) Investments	290310.53	290310.53
(ii) Trade receivables	0.00	0.00
(iii) Loans	182316.50	189266.50
(I) Deferred tax assets (net)	0.00	0.00
(J) Other non-current assets	0.00	0.00
2. Current assets		
(A) Inventories	0.00	0.00
(B) Financial Assets		
(i) Investments	0.00	0.00
(ii) Trade receivables	0.00	0.00
(iii) Cash and cash equivalents	1110.65	998.78
(iv) Bank balances other than (iii) above	0.00	0.00
(v) Loans	0.00	0.00
(vi) Others (to be specified)	0.00	0.00
(C) Current Tax Assets (Net)	0.00	0.00
(D) Other current assets	3788.75	3390.57
Total Assets	479329.69	485769.64
EQUITY AND LIABILITIES		
1. Equity		
(A) Equity Share capital	500195.10	500195.10
(B) Other Equity	-23452.83	-16528.76
2. Liabilities		
(I) Non-current liabilities		
(A) Financial Liabilities		
(i) Borrowings	0.00	0.00
(ii) Trade payables	0.00	0.00
(iii) Other financial liabilities	0.00	0.00
(B) Provisions	0.00	0.00
(C) Deferred tax liabilities (Net)	0.00	0.00
(D) Other non-current liabilities	0.00	0.00
(II) Current liabilities		
(A) Financial Liabilities		
(i) Borrowings	0.00	0.00
(ii) Trade payables	2587.42	2103.30
(iii) Other financial liabilities	0.00	0.00
(B) Other current liabilities	0.00	0.00
(C) Provisions	0.00	0.00
(d) Current Tax Liabilities (Net)	0.00	0.00
Total Equity and Liabilities	479329.69	485769.64



MILLENNIUM ONLINE SOLUTIONS (INDIA) LTD**STANDLONE CASH FLOW STATEMENT FOR THE PERIOD ENDED ON 31 SEPTEMBER 2023**

Amt in Hundred

Particulars	30-Sep-23		31-Mar-23	
A. CASH FLOW FROM OPERATING ACTIVITY				
Profit before Taxation	(6924.07)		(8998.80)	
Adjustment for:				
Depreciation	0.00		0.00	
Operating Profit before working capital changes	(6924.07)		(8998.80)	
Changes in working capital :-				
Increase/(Decrease) in trade payables	484.12		(1325.41)	
Increase/(Decrease) in other current liabilities	0.00		0.00	
Increase/(Decrease) in short term provision	0.00		0.00	
Increase/(Decrease) in other Long-term borrowings	0.00		0.00	
Increase/(Decrease) in other short-term borrowings	0.00		0.00	
(Increase)/Decrease in trade receivables	0.00		8937.96	
(Increase)/Decrease in inventories	0.00		0.00	
(Increase)/Decrease in other Assets	(398.18)		(527.41)	
(Increase)/Decrease in Long Term loans and advances	6950.00		2312.04	
(Increase)/Decrease in Short Term loans and advances	0.00		0.00	
Increase/(Decrease) in Deffered tax liability	0.00		0.00	
Increase/(Decrease) in last year provision	0.00		0.00	
	7035.94		9397.18	
Cash generated from Operations	111.87		398.38	
Less:- Taxes paid (For previous year)	0.00		0.00	
Net Cash generated from operations before extraordinary items	111.87		398.38	
Extraordinary items	0.00		0.00	
Net Cash generated from operating activities	111.87		398.38	
B. CASH FLOW FROM INVESTING ACTIVITY				
Investment in Subsidiary	0.00		0.00	
Sale of Investments	0.00		0.00	
Fixed Asset Purchased	0.00		0.00	
Net Cash generated from Investing activities	0.00		0.00	
C. CASH FLOW FROM FINANCING ACTIVITY				
Unsecured loan taken	0.00		0.00	
Share capital	0.00		0.00	
Net Cash generated from Financing activities	0.00		0.00	
Net Increase/(Decrease) in cash and cash equivalents (A+B+C)	111.87		398.38	
CASH & CASH EQUIVALENTS, AT THE BEGINNING OF PERIOD	998.78		600.40	
CASH & CASH EQUIVALENTS, AT THE END OF PERIOD	1110.65		998.78	

Note:

The above Cash Flow Statement has been prepared under the "Indirect Method" as set out in the Accounting Standard (AS) - 3 on "Cash Flow Statements".



Independent Auditor's Review Report On consolidated unaudited quarterly and year to date financial results of the Company Pursuant to the Regulation 33 of the SEBI (Listing Obligations and Disclosure Requirements) Regulations, 2015

To

Millennium Online Solutions (India) Ltd

1. We have reviewed the accompanying Statement of Consolidated Unaudited Financial Results of Millennium Online Solution (India) Ltd ("the Company") and its subsidiaries (the Company and its subsidiaries together referred to as "the Group"), for the quarter/half year ended 30.09.2023 ("the Statement"), being submitted by the Company pursuant to the requirement of Regulation 33 of the SEBI (Listing Obligations and Disclosure Requirements) Regulations, 2015, as amended. (the "Listing Regulations").
2. The Company's Management is responsible for the preparation of the statement in accordance with the recognition and measurement principles laid down in Indian Accounting Standard 34 "Interim Financial Reporting" ("Ind AS 34"), prescribed under Section 133 of the Companies Act, 2013, as amended, read with relevant rules issued thereunder and other accounting principles generally accepted in India and in compliance with Regulation 33 of the Listing Regulations. The statement has been approved by the Company's Board of Directors. Our responsibility is to express a conclusion on the Statement based on our review.
3. We conducted our review of the Statement in accordance with the Standard on Review Engagements (SRE) 2410 "Review of Interim Financial Information Performed by the Independent Auditor of the Entity", issued by the Institute of Chartered Accountants of India. This standard requires that we plan and perform the review to obtain moderate assurance as to whether the statement is free from material misstatement. A review of interim financial information consists of making inquiries, primarily of persons responsible for financial and accounting matters, and applying analytical and other review procedures. A review is substantially less in scope than an audit conducted in accordance with Standards on Auditing and consequently does not enable us to obtain assurance that we would become aware of all significant matters that might be identified in an audit. Accordingly, we do not express an audit opinion.

We also performed procedures in accordance with the circular issued by the SEBI under Regulation 33 (8) of the SEBI (Listing Obligations and Disclosure Requirements) Regulations, 2015, as amended, to the extent applicable.

4. The Statement includes the results of the following entities: Millennium Online India Ltd.
5. Based on our review conducted and procedures performed as stated in paragraph 3 above and based on the consideration of the review reports of the Management referred to in paragraph 6 below, nothing has come to our attention that causes us to believe that the accompanying Statement, prepared in accordance with the recognition and measurement principles laid down in the aforesaid Indian Accounting Standard and other accounting principles generally accepted in India, has not disclosed the information required to be disclosed in terms of Regulation 33 of the

SEBI (Listing Obligations and Disclosure Requirements) Regulations, 2015, as amended, including the manner in which it is to be disclosed, or that it contains any material misstatement.


Other Matters

6. The accompanying statement includes the unaudited interim financial results and other financial information, in respect of One subsidiary, whose unaudited interim financial results include total assets of Rs. 2288.24 lacs as at September 30, 2023, total revenue of Rs.52.49 lacs and Rs. 5.13 lacs loss after tax and net cash inflow of Rs.7.67 Lacs for the period from April 01, 2023 to September 30, 2023, as considered in the statement which have been reviewed by Management.

The Independent auditor's report on interim financial result of the subsidiary have been furnished by management and our conclusion on the statement, in so far as it relates to the amounts and disclosures in respect of subsidiary is based solely on the report as provided by the Management and procedures performed by us as stated in paragraph 3 above.

7. Our conclusion on the Statement in respect of matter stated in para 6 is not modified with respect to our reliance on the work done and the report and the financial statement certified by the Management.

For B Chordia & Co.
F.R.N. 121083W



(Vikas Chordia)
(M.No. 158536)
(Partner)

Date: 10/11/2023
Place: Surat

UDIN: 23158536BGWOP19306

MILLENIUM ONLINE SOLUTIONS (INDIA) LIMITED

CIN: L7290MH1980PLC062779

Regd Off: Flat No.53, 5th Floor, Wing No.11, Vijay VilashTores Building, Ghodbunder Road, Thane MH 400615

Statement of Consolidated Unaudited Results for the Quarter and half year ended 30/09/2023

Particulars		Rs. in Lakhs					
		Quarter Ended			Six Month Ended		Previous Year Ended
		30-09-2023	30-06-2023	30-09-2022	30-09-2022	30-09-2022	31-03-2023
		(Un-Audited)	(Un-Audited)	(Un-Audited)	(Un-Audited)	(Un-Audited)	(Audited)
I	Revenue from Operations	26.93	25.57	66.28	52.50	119.88	327.78
II	Other Income	0.00	0.08	0.00	0.08	0.00	-1.34
III	Total Revenue (I+II)	26.93	25.65	66.28	52.58	119.88	326.44
IV	Expenses						
	a) Cost of Material Consumed	0.00	0.00	0.00	0.00	0.00	0.00
	b) Purchase of Stock in trade	11.38	7.62	48.89	19.00	64.04	223.78
	c) Changes in inventories of finished goods, Work in progress and stock in trade	4.11	5.75	3.42	9.86	29.90	98.61
	d) Employee benefits expenses	5.78	4.52	4.70	10.30	9.88	24.83
	e) Finance Cost	0.00	0.00	0.00	0.00	0.00	0.00
	f) Depreciation and amortisation expenses	0.00	0.00	0.00	0.00	0.00	0.68
	g) Other expenses	12.11	13.37	9.74	25.48	20.30	33.58
	Total Expenses (IV)	33.38	31.26	66.75	64.64	124.12	381.48
V	Profit/(Loss) before exceptional items and tax (III-IV)	-6.45	-5.61	-0.47	-12.06	-4.24	-55.04
VI	Exceptional Items	0.00	0.00	0.00	0.00	0.00	0.00
VII	Profit/(Loss) Before Tax (V-VI)	-6.45	-5.61	-0.47	-12.06	-4.24	-55.04
VIII	Tax expense						
	a) Current Tax	0.00	0.00	0.00	0.00	0.00	0.00
	b) Deferred Tax	0.00	0.00	0.00	0.00	0.00	-11.58
IX	Profit/ (Loss) for the period from continuing operations (VII-VIII)	-6.45	-5.61	-0.47	-12.06	-4.24	-43.46
X	Profit/ (Loss) from discontinued operations	0.00	0.00	0.00	0.00	0.00	0.00
XI	Tax expense of discontinued operations	0.00	0.00	0.00	0.00	0.00	0.00
XII	Profit/ (Loss) from discontinuing operations (after tax) (X-XI)	0.00	0.00	0.00	0.00	0.00	0.00
XIII	Profit/ (Loss) for the period (IX+XII)	-6.45	-5.61	-0.47	-12.06	-4.24	-43.46
XIV	Other Comprehensive Income						
	A. (i) Items that will not be reclassified to profit or loss	0.00	0.00	0.00	0.00	0.00	0.00
	(ii) Income tax relating to items that will not be reclassified to profit or loss	0.00	0.00	0.00	0.00	0.00	0.00
	B. (i) Items that will be reclassified to profit or loss	0.00	0.00	0.00	0.00	0.00	0.00
	(ii) Income tax relating to items that will be reclassified to profit or loss	0.00	0.00	0.00	0.00	0.00	0.00
XV	Total Comprehensive Income for the period (XIII+XIV) Comprising Profit (Loss) and Other comprehensive Income for the period	0.00	0.00	0.00	0.00	0.00	0.00
XVI	Earning per equity share (for continuing operation):						
	(1) Basic	-0.01	-0.01	0.00	-0.02	-0.01	-0.09
	(2) Diluted	-0.01	-0.01	0.00	-0.02	-0.01	-0.09
XVII	Earning per equity share (for discontinued operation):						
	(1) Basic	0.00	0.00	0.00	0.00	0.00	0.00
	(2) Diluted	0.00	0.00	0.00	0.00	0.00	0.00
XVIII	Earning per equity share (for discontinued & continuing operation):						
	(1) Basic	-0.01	-0.01	0.00	-0.02	-0.01	-0.09
	(2) Diluted	-0.01	-0.01	0.00	-0.02	-0.01	-0.09

Notes-


1. The above results were reviewed by the Audit Committee and have been taken on record by the Board of Directors of the Company at their meeting held on 10th November, 2023.

2. The Standalone un-audited Financial Results for the Quarter ended 30.09.2023 are un-audited and the Statutory Auditors have carried out a Limited Review Report.

3. The Company's Operation consists only one segment; hence Segment reporting under AS17 is not applicable.

5. Previous year figures have been regrouped or reclassified wherever necessary.

By Order of the Board
For Millennium Online Solutions (India) Ltd



Name Harilal Singh
Director DIN NO: 05124923



Place : Mumbai
Date- 10/11/23

Statement of Consolidated Assets & Liabilities of Millennium Online Solutions (India) Ltd

Standalone/Consolidated Statement of Assets & Liabilities	Amt in hundred	
	As at period ended 30/09/2022	As at year ended 31/03/2023
	UN-AUDITED	AUDITED
PARTICULARS		
ASSETS		
1. Non-current assets		
(A) Property, Plant and Equipment	3212.24	3212.24
(B) Capital work-in-progress	0.00	0.00
(C) Investment Property	0.00	0.00
(D) Goodwill	0.00	0.00
(E) Other Intangible assets	0.00	0.00
(F) Intangible assets under development	0.00	0.00
(G) Biological Assets other than bearer plants	0.00	0.00
(H) Financial Assets		
(i) Investments	140310.53	140310.53
(ii) Other Financial Assets	14250.00	14250.00
(iii) Loans	182316.50	189266.50
(I) Deferred tax assets (net)	0.00	0.00
(J) Other non-current assets	0.00	0.00
2. Current assets		
(A) Inventories	231351.59	241212.13
(B) Financial Assets		
(i) Investments	0.00	0.00
(ii) Trade receivables	13498.38	15563.36
(iii) Cash and cash equivalents	28721.54	20940.69
(iv) Bank balances other than(iii) above	0.00	0.00
(v) Loans	0.00	0.00
(vi) Others (to be specified)	0.00	0.00
(C) Current Tax Assets (Net)	0.00	0.00
(D) Other current assets	3520.70	5155.61
Total Assets	617181.48	629911.06
EQUITY AND LIABILITIES		
1. Equity		
(A) Equity Share capital	500195.10	500195.10
(B) Other Equity	-57601.75	-45539.28
2. Liabilities		
(I) Non-current liabilities		
(A) Financial Liabilities		
(i) Borrowings	182316.50	189266.50
(ii) Trade payables	0.00	0.00
(iii) Other financial liabilities	0.00	0.00
(B) Provisions	0.00	0.00
(C) Deferred tax liabilities (Net)	-20922.96	-20922.96
(D) Other non-current liabilities	0.00	0.00
(II) Current liabilities		
(A) Financial Liabilities		
(i) Borrowings	0.00	0.00
(ii) Trade payables	10607.17	2459.58
(iii) Other financial liabilities	0.00	0.00
(B) Other current liabilities	0.00	0.00
(C) Provisions	2587.42	4452.12
(d) Current Tax Liabilities (Net)	0.00	0.00
Total Equity and Liabilities	617181.48	629911.06



MILLENNIUM ONLINE SOLUTION (INDIA) LTD**CONSOLIDATED CASH FLOW STATEMENT FOR THE PERIOD ENDED ON 31 SEPTEMBER 2023**

Amt in Hundred

Particulars	Period Ended	
	30-Sep-23	31-Mar-23
A. CASH FLOW FROM OPERATING ACTIVITY		
Profit before Taxation	(12062.47)	(55043.93)
Adjustment for:		
Depreciation	0.00	681.75
Operating Profit before working capital changes	(12062.47)	(54362.18)
Changes in working capital :-		
Increase/(Decrease) in trade payables	8147.59	(75226.63)
Increase/(Decrease) in other current liabilities	(1864.70)	(4630.61)
Increase/(Decrease) in short term provision	0.00	0.00
Increase/(Decrease) in other Long-term borrowings	0.00	0.00
Increase/(Decrease) in other short-term borrowings	0.00	0.00
(Increase)/Decrease in trade receivables	2064.98	30311.90
(Increase)/Decrease in inventories	9860.54	98609.72
(Increase)/Decrease in other Assets	1634.91	4825.59
(Increase)/Decrease in Long Term loans and advances	6950.00	2312.04
(Increase)/Decrease in Short Term loans and advances	0.00	0.00
Increase/(Decrease) in Deferred tax	0.00	0.00
Increase/(Decrease) in last year provision	0.00	0.00
	26793.32	56202.01
Cash generated from Operations	14730.85	1839.83
Less:- Taxes paid (For previous year)	0.00	0.22
Net Cash generated from operations before extraordinary items	14730.85	1839.61
Extraordinary items	0.00	0.00
Net Cash generated from operating activities	14730.85	1839.61
B. CASH FLOW FROM INVESTING ACTIVITY		
Investment in Subsidiary	0.00	0.00
Sale/Purchase of Investments	0.00	0.00
Fixed Asset Purchased	0.00	0.00
Net Cash generated from Investing activities	0.00	0.00
C. CASH FLOW FROM FINANCING ACTIVITY		
Unsecured loan taken/(Paid)	(6950.00)	(2312.04)
Share capital	0.00	0.00
Net Cash generated from Financing activities	(6950.00)	(2312.04)
Net Increase/(Decrease) in cash and cash equivalents (A+B+C)	7780.85	(472.43)
CASH & CASH EQUIVALENTS, AT THE BEGINNING OF PERIOD	20940.69	21413.12
CASH & CASH EQUIVALENTS, AT THE END OF PERIOD	28721.54	20940.69

Note:

The above Cash Flow Statement has been prepared under the "Indirect Method" as set out in the Accounting Standard (AS) - 3 on "Cash Flow Statements".

