

कॉन/ आईआरसी/SE/104/VoI-VII/
दिनांक : 02.11.2023

1. The Bombay Stock Exchange Ltd.,
Phiroze Jeejeebhoy Towers, Dalal Street
Mumbai-400001
Code No.531344
2. National Stock Exchange of India Ltd.
Exchange Plaza, 5th Floor, Plot No. C/1,
G Block, Bandra-Kurla Complex,
Bandra (E), Mumbai-400 051
3. National Securities Depository Ltd.
Trade World, 4th Floor,
Kamala Mills Compound
Senapati Bapat Marg, Lower Parel,
Mumbai-400 023
4. Central Depository Services (India) Limited
Phiroze Jeejeebhoy Towers, 28th Floor, Dalal
Street,
Mumbai-400 023

Dear Sir/Madam,

Sub: Outcome of Board Meeting of CONCOR held on 02.11.2023.

1. Financial Result:

Pursuant to Regulation 33 of the SEBI (Listing Obligations and Disclosure Requirements) Regulations, 2015, the un-audited standalone and consolidated Financial Results, Segment wise Revenue, Results & Capital Employed, Statement of Assets & Liabilities and Statement of Cash Flows (Provisional) for the quarter and period ended on 30th September, 2023 duly approved by Board of Directors in its meeting held today are submitted herewith. Further, the limited review reports for these results have been provided by the Statutory Auditors. Accordingly, please find enclosed the following:

- a. The Limited Review Reports issued by the Statutory Auditors; and
- b. The Standalone and Consolidated results for the quarter and period ended on 30th September, 2023.

2. Interim Dividend:

The Board has declared 2nd Interim Dividend for FY 2023-24 of 60% i.e. Rs.3.00 per equity share of face value of Rs.5/- each amounting to Rs.182.79 crores. The record date for the purpose of payment of Interim Dividend has been fixed as 16.11.2023. The Interim dividend will be paid/ dispatched to the shareholders on or after 23.11.2023. The payment of dividend will be made within 30 days of its declaration.

5.40

Board Meeting started on 02.11.2023 at 03.00 p.m. and ended at p.m. .

This is for your information and record please.

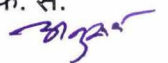
धन्यवाद ।

भवदीय,

कृते भारतीय कंटेनर निगम लिमिटेड

(हरीश चन्द्रा)

कार्यकारी निदेशक (वित्त) एवं क. स.



पंजीकृत कार्यालय : कॉनकॉर भवन, सी-3, मथुरा रोड, नई दिल्ली-110076
Regd. Office : CONCOR Bhawan, C-3, Mathura Road, New Delhi-110076

HEM SANDEEP & CO.
CHARTERED ACCOUNTANTS
(Peer Reviewed Firm-1st, 2nd & 3rd & 4th Cycle)

1961, Katra Khushalrai,
Kinari Bazar, Chandni Chowk,
Delhi-110006

Mobile: +91 98111-83907, 9818478888
Email: hemsandeep@yahoo.com
maneegupta@gmail.com

Independent Auditor's Review Report on Standalone Unaudited Quarterly Financial Results of Container Corporation of India Limited Pursuant to the Regulation 33 of the SEBI (Listing Obligations and Disclosure Requirements) Regulations, 2015 for the quarter and half year ended September 30, 2023

To
The Board of Directors
Container Corporation of India Limited
C-3, Mathura Road, Opposite Apollo Hospital,
New Delhi-110076

1. We have reviewed the accompanying statement of unaudited standalone financial results ("The Statement") of Container Corporation of India Limited ("The Company") for the quarter and half year ended 30th September, 2023, attached herewith, the statement is being submitted by the company pursuant to the requirement of Regulation 33 of the SEBI (Listing Obligation and Disclosure Requirements) Regulation 2015, as amended, read with SEBI Circular No. CIR/CFD/CMDI/44/2019 dated 29th March, 2019 ('the circular'). This statement is the responsibility of the Company's Management and has been approved by the Board of Directors. Our responsibility is to issue a report on these financial statements based on our review.
2. We conducted our review of the statement in accordance with the Standard on Review Engagement (SRE) 2410, "Review of Interim Financial Information Performed by the Independent auditor of the entity" issued by the Institute of Chartered Accountants of India. This standard requires that we plan and perform the review to obtain moderate assurance as to whether the financial statements are free of material misstatement. A review is limited primarily to inquiries of company personnel and analytical procedures




applied to financial data and thus provide less assurance than an audit. We have not performed an audit and accordingly, we do not express an audit opinion.

3. Based on our review conducted as above, nothing has come to our attention that causes us to believe that the accompanying statement of unaudited financial results prepared in accordance with applicable accounting standards and other recognized accounting practices and policies has not disclosed the information required to be disclosed in terms of Regulation 33 of the SEBI (Listing Obligations and Disclosure Requirements) Regulations, 2015 including the manner in which it is to be disclosed, or that it contains any material misstatement

4. Emphasis of matter

We draw the attention to:

Refer Note 3, which describes payment of Land License Fee to Indian Railways for land leased to it on the basis of company's assessment and is not final. In view of uncertainty of the lease terms, no Right of Use (ROU) has been assessed as required under Ind AS 116.

Our conclusion is not modified in respect of this matter.

Yours faithfully,

For HEM SANDEEP & CO.

Chartered Accountants & CO.

FRN: 009907N



CA Manish Gupta (Partner)

M. No. 092257

Date: 02/11/2023

Place: Delhi

UDIN: 23092257B4ZSXAS783

HEM SANDEEP & CO.
CHARTERED ACCOUNTANTS
(Peer Reviewed Firm-1st, 2nd & 3rd & 4th Cycle)

1961, Katra Khushalrai,
Kinari Bazar, Chandni Chowk,
Delhi-110006

Mobile: +91 98111-83907, 9818478888
Email: hemsandeep@yahoo.com
maneegupta@gmail.com

Independent Auditor's Review Report on the Quarterly Unaudited Consolidated Financial Results of the Company Pursuant to the Regulation 33 of the SEBI (Listing Obligations and Disclosure Requirements) Regulations, 2015, as amended

To
The Board of Directors
Container Corporation of India Ltd
C-3, Mathura Road, Opposite Apollo Hospital,
New Delhi-110076

1. We have reviewed the accompanying Statement of Consolidated Unaudited Financial Results of Container Corporation of India Ltd ("the Parent") and its subsidiaries (the Parent and its subsidiaries together referred to as "the Group"), and its share of the net profit/(loss) after tax and total comprehensive income / loss of its associates and jointly controlled entities for the quarter ended September 30, 2023 and for the period 01.04.2023 to 30.09.2023 ("the Statement") attached herewith, being submitted by the Parent pursuant to the requirement of Regulation 33 of the SEBI (Listing Obligations and Disclosure Requirements) Regulations, 2015, as amended ('the Regulation') read with SEBI Circular No CIR/CFD/CMD1/44/2019 dated March 29, 2019 ('the circular'). Attention is drawn to the fact that the consolidated figures for the corresponding quarter ended 30.09.2022 and the corresponding period from 01.04.2022 to 30.09.2022, as reported in these financial results have been approved by the Parent's Board of Directors and have been subjected to review.
2. This Statement, which is the responsibility of the Parent's Management and approved by the Parent's Board of Directors, has been prepared in accordance with the recognition and measurement principles laid down in Indian Accounting Standard 34 "Interim Financial Reporting" ("Ind AS 34"), prescribed under Section 133 of the Companies Act, 2013, and other accounting principles generally accepted in India. Our responsibility is to express a conclusion on the Statement based on our review.
3. We conducted our review of the Statement in accordance with the Standard on Review Engagements (SRE) 2410 "Review of Interim Financial Information Performed by the Independent Auditor of the Entity" issued by the Institute of Chartered Accountants of India. A review of interim financial information consists of making inquiries, primarily of persons responsible for financial and accounting matters, and applying analytical and other review procedures. A review is substantially less in scope than an audit conducted in accordance with Standards on Auditing and consequently does not enable us to obtain assurance that we would become aware of all significant matters that might be identified in an audit. Accordingly, we do not express an audit opinion.



We also performed procedures in accordance with the circular issued by the SEBI under Regulation 33 (8) of the SEBI (Listing Obligations and Disclosure Requirements) Regulations, 2015, as amended, to the extent applicable.

4. The Statement includes the results of the following entities:

List of Subsidiaries:

Fresh and Health Enterprises Limited, SIDCUL CONCOR Infra Company Limited, CONCOR Air Limited, Punjab Logistics Infrastructure Limited.

List of Jointly controlled entities:

Gateway Terminals India Private Limited, HALCON, Angul Sukinda Railway Limited, CMA-CGM Logistics Park (Dadri) Private Limited, Container Gateway Limited, India Gateway Terminals Private Limited, Star Track Terminal Private Limited, TCI-CONCOR Multi Modal Solution Private Limited, Himalayan Terminals Private Limited, All Cargo Logistics Park Private Limited, Transworld Terminals Dadri Private Limited, Pipavav Integrated Logistics HUB.

5. Based on our review conducted and procedures performed as stated in paragraph 3 above and based on the consideration of the review reports of the other auditors referred to in paragraph 6 below, nothing has come to our attention that causes us to believe that the accompanying Statement, prepared in accordance with the recognition and measurement principles laid down in the aforesaid Indian Accounting Standard and other accounting principles generally accepted in India, has not disclosed the information required to be disclosed in terms of Regulation 33 of the SEBI (Listing Obligations and Disclosure Requirements) Regulations, 2015, as amended, including the manner in which it is to be disclosed, or that it contains any material misstatement.
6. We did not review the interim financial results and other financial information in respect of 3 subsidiaries included in the consolidated unaudited financial results, whose interim financial results/information reflect total assets of INR 295.09 Crores as at September 30, 2023 and total revenues of INR 15.56 Crores and INR 24.49 Crores, total net profit/(loss) after tax of INR 2.45 Crores and INR 1.66 Crores and total comprehensive income of INR 2.44 Crores and INR 1.65 Crores for the quarter and half year ended September 30, 2023, respectively and net cash flows of INR (25.81) Crores for the period from April 1, 2023, to September 30, 2023, as considered in the consolidated unaudited financial results. The consolidated unaudited financial results also includes the Group's share of net profit (loss) after tax of INR 3.47 Crores and INR 6.43 Crores and total comprehensive income /loss of INR 3.47 Crore and INR 6.43 Crore for the quarter and half year ended September 30, 2023 respectively, as considered in the consolidated unaudited financial results, in respect of 4 jointly controlled entities, whose interim financial results have not been reviewed by us. These interim financial results and other financial information have been reviewed by other auditors, whose reports have been shared with us. Our conclusion on the statement, in so far as it relates to the amounts and disclosures included in respect of these subsidiaries and jointly controlled entities is based solely on the report of other auditors and procedures performed by us as stated in paragraph 3 above.
7. The consolidated unaudited financial results include the interim financial results of 1 subsidiary which have not been reviewed by their auditors, whose interim financial results reflect total assets of INR 127.05 Crores as at September 30, 2023 and total revenue of INR 7.24 Crores and INR 11.35 Crores, total net profit/(loss) after tax of INR 3.10 Crores and INR 3.32 Crores and total comprehensive income / loss of INR 3.10 Crores and INR 3.32 Crores for the quarter ended September 30, 2023, and for the



period from April 1, 2023, to September 30, 2023, respectively, and cash flows of INR 3.72 Crores for the period from April 1, 2023, to September 30, 2023, as considered in the consolidated unaudited financial results. The consolidated unaudited financial results includes the Group's share of net profit/(loss) after tax of INR 2.23 Crores and INR 2.27 Crores and total comprehensive income / (loss) of INR 2.25 Crores and INR 2.27 Crores for the quarter and half year ended September 30, 2023, respectively, as considered in the consolidated unaudited financial results, in respect of 8 jointly controlled entities, based on their interim financial information/ financial results which have been signed by the management. According to the information and explanations given to us by the Management, these interim financial information / financial results are not material to the Group.

Our conclusion on the Statement is not modified in respect of the above matters.

8. Emphasis of Matter

Container Corporation of India Limited

We draw the attention to:

Refer Note 3, which describes payment of Land Licence Fee to Indian Railways for land leased to it on the basis of company's assessment and is not final. In view of uncertainty of the lease terms, no Right of Use (ROU) has been assessed as required under Ind AS 116.

CONCOR AIR LIMITED

We draw attention to Notes of the Interim Financial Information, which indicates that Board has decided to Transfer and Sell the Concessional Rights and Fixed assets of CONCOR AIR LIMITED to MIAL as per agreed Term & Conditions. The Contract period is up to January 2026 but in the interest of Concor Air Limited, the termination is done before the expiry of the Concession period. This will have the major impact on the Business of the Company in the future. At present, the company has no customers/buyers as on date. Therefore, as stated in the point, this event indicate that material uncertainty exists that may cast significant doubt on the company's ability to continue as a going concern. However, the financial statements of the company have been prepared on a going concern basis and our opinion is not modified in respect of the matter.

Yours faithfully,

For HEM SANDEEP & CO.

Chartered Accountants

FRN: 009907N

 CA Manish Gupta (Partner)

M.No. 092257

Date: 02/11/2023

Place: Delhi

UDIN: 23092257B42SX B3525



CONTAINER CORPORATION OF INDIA LIMITED

PART - I

Statement of Un-Audited Financial Results for the quarter and half year ended 30th September, 2023

(₹ in Crore)


	Particulars	STANDALONE						CONSOLIDATED						
		THREE MONTHS ENDED			SIX MONTHS ENDED			THREE MONTHS ENDED			SIX MONTHS ENDED			TWELVE MONTHS ENDED
		30/09/2023 (UN-AUDITED)	30/06/2023 (UN-AUDITED)	30/09/2022 (UN-AUDITED)	30/09/2023 (UN-AUDITED)	30/09/2022 (UN-AUDITED)	31/03/2023 (AUDITED)	30/09/2023 (UN-AUDITED)	30/06/2023 (UN-AUDITED)	30/09/2022 (UN-AUDITED)	30/09/2023 (UN-AUDITED)	30/09/2022 (UN-AUDITED)	31/03/2023 (AUDITED)	
1	Revenue from operations	2,190.40	1,919.34	1,970.68	4,109.74	3,948.98	8,103.40	2,194.87	1,922.84	1,986.34	4,117.71	3,980.33	8,169.12	
2	Other Income	102.45	81.47	50.78	183.92	113.62	324.02	104.91	81.14	43.40	186.05	111.85	313.40	
3	Total Income (1+2)	2,292.85	2,000.81	2,021.46	4,293.66	4,062.60	8,427.42	2,299.78	2,003.98	2,029.74	4,303.76	4,092.18	8,482.52	
4	Expenses													
	a) Rail freight expenses	1,203.02	1,068.50	1,067.89	2,271.52	2,155.41	4,504.34	1,203.02	1,068.50	1,067.89	2,271.52	2,155.41	4,504.34	
	b) Other Operating Expenses	271.21	304.80	262.03	576.01	530.71	1,070.11	264.72	302.36	266.93	567.08	541.14	1,092.04	
	c) Employee benefits expense	122.23	105.94	91.05	228.17	194.34	427.36	122.29	105.99	91.80	228.28	195.99	430.80	
	d) Finance Costs	14.67	14.13	14.33	28.80	28.24	57.01	16.51	15.91	15.94	32.42	31.43	63.89	
	e) Depreciation and amortisation expense	148.60	137.75	134.09	286.35	265.33	554.09	153.10	142.10	138.55	295.20	275.84	573.01	
	f) Other expenses	56.69	48.50	49.86	105.19	96.28	259.53	58.38	50.17	52.96	108.55	102.22	276.39	
	Total expenses	1,816.42	1,679.62	1,619.25	3,496.04	3,270.31	6,872.44	1,818.02	1,685.03	1,634.07	3,503.05	3,302.03	6,940.47	
5	Profit before tax (3-4)	476.43	321.19	402.21	797.62	792.29	1,554.98	481.76	318.95	395.67	800.71	790.15	1,542.05	
6	Exceptional items	-	-	-	-	-	1.25	-	-	-	-	-	-	
7	Profit before tax (after Exceptional items)(5-6)	476.43	321.19	402.21	797.62	792.29	1,553.73	481.76	318.95	395.67	800.71	790.15	1,542.05	
8	Tax expense													
	a) Current tax	117.23	91.34	104.49	208.57	202.24	384.04	117.23	91.34	104.58	208.57	202.42	384.04	
	b) Deferred tax	1.50	(14.27)	(5.08)	(12.77)	(4.06)	0.61	1.74	(14.58)	(4.77)	(12.84)	(2.16)	5.68	
	c) Tax adjustments for earlier years	-	-	-	-	-	-	-	-	-	-	-	-	
9	Profit after tax (7-8)	357.70	244.12	302.80	601.82	594.11	1,169.08	362.79	242.19	295.86	604.98	589.89	1,152.33	
10	Share of profit(loss) in joint venture entities							5.70	3.00	7.94	8.70	10.74	21.14	
11	Profit for the period (9+10)	357.70	244.12	302.80	601.82	594.11	1,169.08	368.49	245.19	303.80	613.68	600.63	1,173.47	
12	Other Comprehensive Income													
	A(i) Items that will not be reclassified to profit or loss													
	(a) Remeasurement gains(losses) of defined benefit obligation	(1.60)	9.88	(0.42)	8.28	(0.85)	39.75	(1.60)	9.88	(0.42)	8.28	(0.85)	39.75	
	(b) Share of OCI in associates and JV, to the extent not to be classified into P&L							0.02	(0.02)	-	-	(0.04)	(0.10)	
	(c) Fair value changes in Financial Liabilities							-	(0.01)	(0.01)	(0.01)	(0.02)	(0.03)	
	(d) Income tax relating to above item	0.41	(2.49)	0.10	(2.08)	0.21	(10.00)	0.41	(2.49)	0.10	(2.08)	0.22	(9.98)	
	B(i) Items that will be reclassified to profit or loss													
	(a) Share of OCI in associates and Joint Ventures, to the extent to be classified into profit or loss(net)							-	-	-	-	-	(0.25)	
	Total Other Comprehensive Income (net of tax)	(1.19)	7.39	(0.32)	6.20	(0.64)	29.75	(1.17)	7.36	(0.33)	6.19	(0.69)	29.39	
13	Total Comprehensive Income for the period (11+12)	356.51	251.51	302.48	608.02	593.47	1,198.83	367.32	252.55	303.47	619.87	599.94	1,202.86	
14	Profit attributable to:													
	Owners of the Company							367.36	245.56	303.47	612.92	600.55	1,173.87	
	Non-controlling interest							1.13	(0.37)	0.33	0.76	0.08	(0.40)	
15	Other Comprehensive Income attributable to:													
	Owners of the Company							(1.17)	7.36	(0.33)	6.19	(0.69)	29.40	
	Non-controlling interest							-	-	-	-	-	(0.01)	
16	Total Comprehensive Income attributable to:													
	Owners of the Company							366.19	252.92	303.14	619.11	599.86	1,203.27	
	Non-controlling interest							1.13	(0.37)	0.33	0.76	0.08	(0.41)	
17	Paid up equity share capital (Face value of ₹ 5/- per Share)	304.65	304.65	304.65	304.65	304.65	304.65	304.65	304.65	304.65	304.65	304.65	304.65	
18	Reserves (excluding Revaluation Reserve)													
								10,940.33					10,921.38	
19	Earnings per share (of ₹ 5/- each) (not annualised) Refer note 2:													
	(a) Basic (₹)	5.87	4.01	4.97	9.88	9.75	19.19	6.05	4.02	4.99	10.07	9.86	19.26	
	(b) Diluted (₹)	5.87	4.01	4.97	9.88	9.75	19.19	6.05	4.02	4.99	10.07	9.86	19.26	

MOW

Notes:

1. The above results have been reviewed by Audit Committee and approved by the Board of Directors in its meeting held on 2nd November, 2023. The Statutory Auditors have conducted the limited review of the Financial Statements.
2. As per requirement of Ind AS 33, the basic and diluted earnings per share for all the periods presented have been computed on 60,92,94,348 equity shares of ₹ 5/- each.
3. Railways has issued a Master Circular (MC) on Policy for Management of Railway Land on 4th October 2022 by superseding all previous policies/ guidelines in regard to Land Licence Fee (LLF). As per MC, the annual LLF on the existing land will be payable @6% of Market Value (MV) of land with annual escalation of 7%. The MV for this purpose will be industrial rate specified in State(s) and when it is not so specified, then any other rate depending upon use of surrounding land as specified by State/ Revenue Office, shall be considered. In view of above MC, the Company has booked an amount of ₹ 215.57 crore towards LLF for the Half year ended on 30th September 2023 based on company's own assessment which is not final. Therefore, the Company has not recognised Right of Use (ROU) assets & lease liability for Lands Licensed by Indian Railways.
4. In a dispute with contractor, an arbitral award of ₹ 81.37 crores + future interest was awarded against the Company. The company has filed a petition in the Hon'ble Delhi High Court for setting aside of the said award. In the meantime, the contractor filed an application with National Company Law Tribunal (NCLT) under Section 9 of the Insolvency and Bankruptcy Code, 2016, which was admitted by the NCLT. The Company filed an appeal before the National Company Law Appellate Tribunal (NCLAT), who has stayed the proceedings.
5. The Board of Directors has declared 2nd Interim Dividend of ₹ 3 Per equity share (face value of ₹ 5 per equity share) amounting to ₹ 182.79 Crore.
6. Figures for the previous quarter/ period have been regrouped/reclassified, wherever considered necessary.

For & on behalf of the Board of Directors


(Manoj Kumar Dubey)

Director (Finance)

DIN:07518387

Place: New Delhi


Date : 2nd November, 2023



SEGMENT WISE REVENUE, RESULTS AND CAPITAL EMPLOYED

(₹ in Crore)

	STANDALONE						CONSOLIDATED						
	THREE MONTHS ENDED			SIX MONTHS ENDED			TWELVE MONTH ENDED	THREE MONTHS ENDED			SIX MONTHS ENDED		TWELVE MONTH ENDED
	30/09/2023 (UN-AUDITED)	30/06/2023 (UN-AUDITED)	30/09/2022 (UN-AUDITED)	30/09/2023 (UN-AUDITED)	30/09/2022 (UN-AUDITED)	31/03/2023 (AUDITED)		30/09/2023 (UN-AUDITED)	30/06/2023 (UN-AUDITED)	30/09/2022 (UN-AUDITED)	30/09/2023 (UN-AUDITED)	30/09/2022 (UN-AUDITED)	
1.SEGMENT REVENUE													
EXIM	1,443.75	1,231.48	1,318.57	2,675.23	2,619.22	5,212.87	1,443.95	1,231.63	1,318.85	2,675.58	2,619.75	5,213.74	
DOMESTIC	746.65	687.86	652.11	1,434.51	1,329.76	2,890.53	750.92	691.21	667.49	1,442.13	1,360.58	2,955.38	
UN-ALLOCABLE	-	-	-	-	-	-	-	-	-	-	-	-	
TOTAL	2,190.40	1,919.34	1,970.68	4,109.74	3,948.98	8,103.40	2,194.87	1,922.84	1,986.34	4,117.71	3,980.33	8,169.12	
LESS: INTER SEGMENT REVENUE													
NET SALES/INCOME FROM OPERATIONS	2,190.40	1,919.34	1,970.68	4,109.74	3,948.98	8,103.40	2,194.87	1,922.84	1,986.34	4,117.71	3,980.33	8,169.12	
2.SEGMENT RESULTS													
PROFIT BEFORE TAX AND INTEREST FROM:													
EXIM	346.25	256.55	332.09	602.80	649.22	1,262.06	346.21	256.53	331.66	602.74	648.39	1,261.62	
DOMESTIC	74.61	36.61	62.68	111.22	121.25	239.21	79.38	36.51	63.43	115.89	120.64	235.74	
UN-ALLOCABLE	-	-	-	-	-	-	-	-	-	-	-	-	
TOTAL	420.86	293.16	394.77	714.02	770.47	1,501.27	425.59	293.04	395.09	718.63	769.03	1,497.36	
LESS:													
(I) INTEREST EXPENDITURE	14.67	14.13	14.33	28.80	28.24	57.01	16.51	15.91	15.94	32.42	31.43	63.89	
(II) EXCEPTIONAL ITEM	-	-	-	-	-	1.25	-	-	-	-	-	-	
(III) OTHER UN-ALLOCABLE EXPENDITURE													
NET OFF UNALLOCABLE INCOME	(70.24)	(42.16)	(21.77)	(112.40)	(50.06)	(110.72)	(78.38)	(44.82)	(24.46)	(123.20)	(63.29)	(129.72)	
TOTAL PROFIT BEFORE TAX	476.43	321.19	402.21	797.62	792.29	1,553.73	487.46	321.95	403.61	809.41	800.89	1,563.19	
3.CAPITAL EMPLOYED													
(SEGMENT ASSETS-SEGMENT LIABILITIES)													
EXIM	2,589.58	2,581.83	2,466.43	2,589.58	2,466.43	2,324.09	2,594.41	2,585.97	2,475.29	2,594.41	2,475.29	2,328.68	
DOMESTIC	2,169.39	1,984.40	2,053.35	2,169.39	2,053.35	2,242.54	2,461.40	2,271.36	2,328.84	2,461.40	2,328.84	2,520.41	
CAPITAL EMPLOYED IN SEGMENTS	4,758.97	4,566.23	4,519.78	4,758.97	4,519.78	4,566.63	5,055.81	4,857.33	4,804.13	5,055.81	4,804.13	4,849.09	
ADD:													
UNALLOCABLE CORPORATE ASSETS LESS CORPORATE LIABILITIES	5,317.16	5,396.02	5,010.39	5,317.16	5,010.39	5,155.89	5,324.88	5,403.64	5,024.64	5,324.88	5,024.64	5,172.97	
TOTAL	10,076.13	9,962.25	9,530.17	10,076.13	9,530.17	9,722.52	10,380.69	10,260.97	9,828.77	10,380.69	9,828.77	10,022.06	
4.SEGMENT ASSETS													
EXIM	3,794.59	3,745.53	3,587.52	3,794.59	3,587.52	3,489.89	3,799.91	3,750.06	3,597.42	3,799.91	3,597.42	3,494.89	
DOMESTIC	2,781.15	2,568.07	2,647.06	2,781.15	2,647.06	2,822.24	3,169.51	2,952.38	3,041.53	3,169.51	3,041.53	3,207.03	
UNALLOCABLE	5,693.63	5,660.43	5,451.61	5,693.63	5,451.61	5,446.01	5,695.35	5,662.11	5,460.01	5,695.35	5,460.01	5,457.23	
TOTAL SEGMENT ASSETS	12,269.37	11,974.03	11,686.19	12,269.37	11,686.19	11,758.14	12,664.77	12,364.55	12,098.96	12,664.77	12,098.96	12,159.15	
5.SEGMENT LIABILITIES													
EXIM	1,205.01	1,163.70	1,121.09	1,205.01	1,121.09	1,165.80	1,205.50	1,164.09	1,122.13	1,205.50	1,122.13	1,166.21	
DOMESTIC	611.76	583.67	593.71	611.76	593.71	579.70	708.11	681.02	712.69	708.11	712.69	686.62	
UNALLOCABLE	376.47	264.41	441.22	376.47	441.22	290.12	370.47	258.47	435.37	370.47	435.37	284.26	
TOTAL SEGMENT LIABILITIES	2,193.24	2,011.78	2,156.02	2,193.24	2,156.02	2,035.62	2,284.08	2,103.58	2,270.19	2,284.08	2,270.19	2,137.09	



Man

Statement of Assets and Liabilities

(₹ in Crore)

	Particulars	STANDALONE		CONSOLIDATED	
		As at 30th September 2023	As at 31st March 2023	As at 30th September 2023	As at 31st March 2023
		Un-Audited	Audited	Un-Audited	Audited
A	ASSETS				
1	Non-Current Assets				
	(a) Property Plant and Equipment	5,436.62	5,321.30	5,739.03	5,616.61
	(b) Capital work-in-progress	765.07	812.77	765.27	823.04
	(c) Other Intangible assets	3.00	4.07	3.01	4.08
	(d) Intangible assets under development	13.69	13.70	13.69	13.70
	(e) Financial Assets				
	- Investments	1,320.74	1,320.74	1,098.24	1,091.48
	- Loans	45.29	41.29	45.29	41.29
	- Other financial Assets	67.92	78.87	96.55	98.79
	(f) Deferred tax asset(net)	90.63	79.94	103.29	92.53
	(g) Non-current tax assets	263.52	281.93	265.26	284.19
	(h) Other non-current assets	1,295.34	1,273.05	1,300.13	1,277.83
	Sub Total-Non Current Assets	9,301.82	9,227.66	9,429.76	9,343.54
2	Current Assets				
	(a) Inventories	41.74	37.18	41.97	37.18
	(b) Financial Assets				
	-Investments	121.78	121.78	121.78	121.78
	-Trade receivables	303.65	213.10	306.03	216.00
	- Cash and cash equivalents	368.54	308.49	381.70	343.74
	-Other bank balances	2,963.79	2,739.39	2,992.70	2,758.38
	-Loans	14.31	14.19	14.31	14.19
	- Other financial assets	190.37	158.93	193.65	161.55
	(c) Current tax assets	-	-	2.22	1.52
	(d) Other current assets	496.52	459.88	503.96	467.06
	Sub Total-Current Assets	4,500.70	4,052.94	4,558.32	4,121.40
	TOTAL -ASSETS	13,802.52	13,280.60	13,988.08	13,464.94
B	EQUITY AND LIABILITIES				
1	Equity				
	(a) Equity Share capital	304.65	304.65	304.65	304.65
	(b) Other Equity	11,304.63	10,940.33	11,296.77	10,921.38
	Sub Total-Equity	11,609.28	11,244.98	11,601.42	11,226.03
2	Non-Controlling Interests			102.58	101.82
3	Non-Current Liabilities				
	(a) Financial Liabilities				
	(i) Borrowings	-	-	45.97	49.13
	(ia) Lease liabilities	600.00	594.10	623.86	613.99
	(ii) Other financial liabilities	39.18	46.46	38.94	46.18
	(b) Provisions	74.01	74.66	74.17	74.82
	(c) Deferred tax liabilities (Net)	-	-	-	-
	(d) Other non-current liabilities	0.68	0.69	2.78	2.79
	Sub Total-Non Current Liabilities	713.87	715.91	785.72	786.91
4	Current Liabilities:				
	(a) Financial Liabilities				
	(i) Borrowings	-	-	6.36	6.36
	(ia) Lease liabilities	143.75	106.12	144.94	108.66
	(ii) Trade payables				
	(A) Total outstanding dues of micro enterprise and small enterprises	5.57	10.98	5.70	11.04
	(B) Total outstanding dues of creditors other than micro enterprises and small enterprises	321.04	366.04	317.22	371.02
	(iii) Other financial liabilities	451.82	299.37	465.49	311.85
	(b) Current tax liabilities	-	-	-	-
	(c) Other current liabilities	463.08	468.23	464.52	472.26
	(d) Provisions	94.11	68.97	94.13	68.99
	Sub Total-Current Liabilities	1,479.37	1,319.71	1,498.36	1,350.18
	TOTAL-EQUITY AND LIABILITIES	13,802.52	13,280.60	13,988.08	13,464.94

HEM SANDEEP
DEVI
CHARTERED ACCOUNTANTS

MSU

CONTAINER CORPORATION OF INDIA LIMITED [CIN: L63011DL1988GOI030915]
Standalone Statement of Cash Flows for the Half year ended 30th September, 2023

(in Indian Rupees crore, unless otherwise stated)

Particulars	For Six months period ended	
	September 30, 2023	September 30, 2022
A. Cash flow from operating activities:		
Net profit before tax	797.62	792.29
Adjustments for:		
Depreciation and amortisation	286.35	265.33
Amortisation of leasehold land	1.35	1.34
Provision for doubtful Recovery on amount recoverable from Indian Railway	-	0.25
Amortisation of registration fees	1.31	1.30
Interest income	(153.51)	(85.84)
Dividend income	(1.95)	(5.16)
Profit on sale of property, plant and equipment	(0.12)	(0.23)
Guarantee Income	(0.04)	(0.05)
Interest expenses	28.80	28.24
Loss on sale of property, plant and equipment	0.08	0.03
Bad debts written off	-	-
Provision for:		
Doubtful Debts	-	-
Obsolete Stores	-	-
Operating Profit before Working Capital changes	959.89	997.50
Adjustments for changes in Working Capital :		
- Increase/(decrease) in trade payables	(50.41)	(106.92)
- Increase/(decrease) in other current financial liabilities	73.78	67.60
- Increase/(decrease) in current provisions	25.14	21.30
- Increase/(decrease) in non current provisions	7.63	7.39
- Increase/(decrease) in other current liabilities	(10.70)	5.99
- Increase/(Decrease) in other non current liabilities	(0.01)	0.01
- (Decrease)/increase in other non current financial liabilities	33.51	(27.41)
- Decrease/(Increase) in trade receivables	(90.55)	2.22
- Decrease/(increase) in inventories	(4.56)	2.53
- Decrease/(increase) in non current loans	(4.00)	9.96
- Decrease/(Increase) in current loans	(0.12)	(0.83)
- Decrease/(increase) in other current financial Assets	6.49	(4.64)
- Decrease/(increase) in other current assets	(39.32)	(77.36)
-Decrease/(Increase) other non current financial Assets	10.54	25.78
-Decrease/(Increase) ROU Assets	(62.97)	(42.10)
- Decrease/(Increase) in other non current assets	(1.07)	0.30
Cash generated from operating activities	853.27	881.32
Income taxes paid	(190.16)	(196.12)

MAN




	Net cash from operating activities	663.11	685.20
B.	Cash flow from Investing activities:		
	Payment made for Property plant and equipment	(360.89)	(141.80)
	Earmarked deposits placed with banks	(144.40)	(221.93)
	Investment in term deposits with maturity 3 to 12 months	(80.00)	(297.10)
	Acquisition of Intangible assets	-	(0.09)
	Addition in Capital work in progress	47.70	13.30
	Acquisition of Intangible assets under development	0.01	(0.63)
	Proceeds from sale of property plant and equipment	2.08	0.20
	Financial assets(Investment in Bonds/Equity shares)	-	(5.56)
	Interest received	115.99	54.51
	Dividend received	1.95	5.16
	Net cash generated from / (used in) Investing activities	(417.56)	(593.94)
C.	Cash flow from Financing Activities:		
	Dividend paid	(121.85)	(121.86)
	Payment of Lease liability	(63.63)	(48.09)
	Interest paid	(0.02)	(0.01)
	Corporate dividend tax paid	-	-
	Net cash generated from / (used in) financing activities	(185.50)	(169.96)
	Net Increase/ (Decrease) in cash & cash equivalents	60.05	(78.70)
	Cash and cash equivalents as at beginning of the period(April)	308.49	368.83
	Cash and cash equivalents as at end of the period(September)	368.54	290.13
Note :			
	The above Statement of Cash flows has been prepared in accordance with the 'Indirect Method' prescribed in the Indian Accounting Standard(Ind AS)-7 on 'Statement of Cash Flows'.		
	Cash and Bank balances included in the cash flow statement comprise the following:		
	Cash and cash equivalents comprise		
	Cash & cheques in hand	0.10	0.10
	Balance with banks		
	in current accounts	82.89	54.95
	in Flexi Accounts	285.55	235.08
	in deposit accounts with original maturity upto 3 months	-	-
		368.54	290.13

For HEM SANDEEP & CO.
Chartered Accountants
FRN-009907N


Manish Gupta
Partner
Membership no.092257
Place: New Delhi
Date: 2nd November, 2023

For and on behalf of
the Board of Directors


(Manoj K. Dubey)
Director(Finance)
(DIN:07518387)

CONTAINER CORPORATION OF INDIA LIMITED (CIN: L63011DL1988GO1030915)
 Consolidated Statement of Cash Flows for the Half year ended 30th September, 2023
 (in Indian Rupees crore, unless otherwise stated)

Particulars	For Six months period ended	
	September 30, 2023	September 30, 2022
A. Cash flow from operating activities:		
Net profit before tax	809.41	800.89
Adjustments for:		
Share of profit related to joint venture	(8.70)	(10.74)
Interest Income	(155.53)	(87.81)
Amortisation of Grant income	(0.13)	(0.13)
Profit on sale of capital assets (net of loss on assets sold / scrapped / written off)	(0.12)	(0.23)
Depreciation	294.13	274.45
Amortisation of intangible assets	1.07	1.39
Finance cost	32.42	31.43
Less on sale of property, plant and equipment	0.08	0.03
Amortisation of leasehold land	1.35	1.34
Amortisation of registration fees	1.33	1.32
Provision for doubtful Recovery on amount recoverable from Indian Railway	-	0.25
Bad debts written off	-	0.06
Provision for:		
Doubtful Debts	-	-
Obsolete Assets	-	-
Obsolete Stores	-	-
Operating Profit before Working Capital changes	975.31	1,012.25
Adjustments for changes in Working Capital :		
- Increase/(decrease) in trade payables	(59.14)	(110.53)
- Increase/(decrease) other current financial liabilities	73.48	78.83
- Increase/(decrease) in current provisions	25.14	21.29
- Increase/(decrease) in non current provisions	7.63	7.39
- Increase/(decrease) in other non current liabilities	(0.01)	0.01
- Increase/(decrease) in other current liabilities	(13.14)	6.51
- Increase/(decrease) other non current financial liabilities	38.69	(36.92)
- Decrease/(Increase) in trade receivables	(90.03)	3.55
-Decrease/ (Increase) in inventories	(4.79)	2.53
- Decrease/(increase) in non current loans	(4.00)	9.95
- Decrease/(increase) in current loans	(0.12)	(0.83)
- Decrease/(Increase) in other current financial Assets	6.69	(15.32)
-Decrease/ (Increase) in other current assets	(39.58)	(78.61)
-Decrease/ (Increase) in other non current financial Assets	1.83	21.29
-Decrease / (Increase) ROU Assets	(64.43)	(42.10)
- Decrease/ (Increase) in other non current assets	(1.08)	3.17
Cash generated from operating activities	852.45	882.46

Man



	Income taxes paid	(190.34)	(196.49)
	Net cash from operating activities	662.11	685.97
B.	Cash flow from Investing activities:		
	Payment made for Property plant and equipment	(375.38)	(116.73)
	Earmarked deposits placed with banks	(144.40)	(221.93)
	Investment in term deposits with maturity 3 to 12 months	(89.92)	(283.91)
	Acquisition of Intangible assets	-	(0.09)
	Addition in Capital work in progress	57.77	12.01
	Acquisition of Intangible assets under development	0.01	(0.63)
	Proceeds from sale of property plant and equipment	2.08	0.20
	Financial assets(Investment in Bonds/Equity shares)	1.94	5.16
	Interest received	117.15	51.04
	Net cash generated from /used in Investing activities	(430.75)	(554.88)
C.	Cash flow from Financing Activities:		
	Dividend paid	(121.85)	(121.86)
	Payment of Lease liability	(65.99)	(50.38)
	Interest paid	(2.39)	(2.23)
	Corporate dividend tax paid	-	-
	Repayments of borrowings	(3.17)	(3.19)
	Net cash generated from /used in financing activities	(193.40)	(177.66)
	Net Increase/ (Decrease) in cash & cash equivalents	37.96	(46.57)
	Cash and cash equivalents as at beginning of the period(April)	343.74	382.66
	Cash and cash equivalents as at end of the period(September)	381.70	336.09
Note :			
	The above Statement of Cash flows has been prepared in accordance with the "Indirect Method" prescribed in the Indian Accounting Standard(Ind AS)-7 on "Statement of Cash Flows".		
	Cash and Bank balances included in the cash flow statement comprise the following:		
	Cash and cash equivalents comprise		
	Cash & cheques in hand	0.12	0.12
	Balance with banks		
	in current accounts	88.43	83.44
	in Flexi Accounts	285.55	235.08
	in deposit accounts with original maturity upto 3 months	7.60	17.45
		381.70	336.09

For HEM SANDEEP & CO.
Chartered Accountants
FRN-009907N

Manish Gupta
Partner
Membership no.092257
Place: New Delhi
Date: 2nd November, 2023

For and on behalf of the
Board of Directors

[Manoj K. Dubey]
Director(Finance)
[DIN:07518387]