



PADMANABH ALLOYS & POLYMERS LTD.

Registered Office : N.H.8, Palsana, Dt. Surat 394315

Telephone No.: 0261-2232598

Email: investor@padmanabh.in Website: www.padmanabh.in

Corporate Identity Number: L17110GJ1994PLC023540

Date: 28/05/2024

To,
BSE Limited
P, J. Towers, Dalal Street,
Mumbai 400001

Sub.: Submission of Audited Financial Results for last quarter along with results for the entire financial year ended 31/03/2024.

Ref.: Scrip Code: 531779, Stock Code: PADALPO

Pursuant to Regulation 33 of Securities and Exchange Board of India (Listing Obligations and Disclosure Requirements) Regulations, 2015 we submit herewith Audited Financial Results for last quarter and for entire financial year ended on 31/03/2024.

Statement of Assets and Liabilities as on 31/03/2024, Statement of Cash Flow Statement as on 31/03/2024 along with Audit Report and declaration pursuant to Regulation 33(3)(d) of SEBI (LODR) Regulations, 2015 for audit report with unmodified opinion is also enclosed.

The meeting commenced at 04:00 PM and Concluded at 06:15 PM on 28/05/2024.

Kindly take the same on record.

Thanking you,
Yours Faithfully

For Padmanabh Alloys & Polymers Limited

Chetankumar M. Desai
Whole-time Director
(DIN: 00051541)

PADNANABH ALLOYS & POLYMERS LIMITED

Registered Office:- Village- Palsana Tal-Palsana, Dist-Surat-394315


Email:investor@padmanabh.in CIN : L17110GJ1994PLC023540

Rs in Lakhs

Sr. No.	Particulars	Quarter Ended			Year Ended	
		31.03.2024	31.12.2023	31.03.2023	31.03.2024	31.03.2023
		Audited	(Unaudited)	(Audited)	(Audited)	(Audited)
1	Revenue:					
	(a)Revenue from Operations	955.73	3,268.33	966.89	4,224.06	4,146.50
	(b) Other Income	1.05	0.61	3.44	1.66	3.44
	Total Revenue (I + II)	956.77	3,268.94	970.33	4,225.71	4,149.94
2	Expenses					
	(a) Cost of raw material consumed	744.67	2,532.70	763.66	3,277.37	3,243.18
	(b) Purchase of traded goods	-	-	-	-	-
	(c) Changes in Inventories of Finished Goods, Work-in-progress and Stock-in-Trade	0.80	43.83	-41.21	44.63	-6.46
	(d) Employee Benefit Expense	80.52	198.69	65.71	279.21	287.36
	(e) Finance cost	9.62	28.21	11.73	37.83	38.36
	(f) Depreciation and Amortization Expense	4.35	15.53	0.44	19.88	13.68
	(f) Other Expenses	143.43	358.55	209.58	501.97	534.51
	Total Expenses	983.39	3,177.50	1,009.91	4,160.89	4,110.63
3	Profit/(Loss) before exceptional items(3-4)	(26.62)	91.44	(39.58)	64.82	39.31
4	Exceptional items	-	-	-	-	-
5	Profit/(Loss) before tax (3+4)	(26.62)	91.44	(39.58)	64.82	39.31
6	Tax Expense:					
	(1) Current tax	(4.69)	22.21	-	17.53	12.96
	(2) Deferred Tax	(7.12)	6.14	(0.14)	-0.98	3.84
7	Profit/(Loss) for the period from continuing operations(5+6)	(14.81)	63.08	(39.44)	48.27	22.51
8	Other Comprehensive income(loss) net of tax	-	-	-	-	-
	Items that will not be reclassified to profit or loss	-	-	-	-	-
	Income tax relating to items that will not be reclassified to profit or loss	-	-	-	-	-
	Items that will be reclassified to profit or loss	-	-	-	-	-
	Income tax relating to items that will be reclassified to profit or loss	-	-	-	-	-
	Total Comprehensive Income(7+8)	(14.81)	63.08	-39.44	48.27	22.51
9	Paid-up equity share capital(Face Value Rs 10.00)	541.33	541.33	541.33	541.33	541.33
10	Earning per Equity Share					
	(1) Basic	(0.27)	1.17	(0.73)	0.89	0.42
	(2) Diluted	(0.27)	1.17	(0.73)	0.89	0.42

For Padmanabh Alloys & Polymers Limited

CIN : L17110GJ1994PLC023540



Chetan M Desai

Whole Time Director

DIN-00051541

Date:- May 28,2024

Place:-Surat

NOTES TO ACCOUNTS

- 1 The above results have been reviewed by the audit committee and thereafter approved by the board of directors at their meeting held on 28/05/2024 and has been audited by the statutory Auditor's of the Company. The standalone financial results have been prepared in accordance with the Indian Accounting Standards(IND-AS) as prescribed under section 133 of the Companies Act, 2013 read with Rule 3 of the Companies (Indian Accounting standards)Rules , 2015 and relevant amendment rules thereafter.
- 2 The company is primarily engaged in only one business of filled and reinforced Rermoplastic compounds and masterbatches and hence segment reporting is not applicable.
- 3 The financial figures for the quarter ended March 31, 2024 and March 31, 2023 are the balancing figures between audited figures in respect of full financial year and the unaudited published to date figures upto nine months of relevant financial year.
- 4 The Earning Per Share(EPS) gas been computed in accordance with the Accounting Standards Earning Per Share (AS-20).
- 5 Figures of Previous Period/Year have been regrouped/ recast whenever necessary in order to make them comparable.

PADMANABH ALLOYS & POLYMERS LIMITED

BALANCE SHEET AS AT 31ST MARCH, 2024

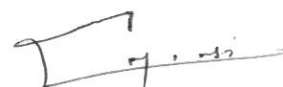
Rs in Lakhs

	31.03.2024 Amount in Rs.	31.03.2023 Amount in Rs.
ASSETS		
1 Non-current assets		
(a) Propert, plant and equipment	224.84	176.12
(b) Capital work-in progress	-	-
(c) Intangible assets	-	-
(d) Financial assets	-	-
(i) Investments	-	-
(ii) Other financial assets	12.83	12.83
(iii) Trade Receivables	-	-
(e) Deferred tax assets (Net)	-	-
(f) Other Non-Current Assets	-	0.50
Sub-Total non-current assets	237.67	189.45
2 Current assets		
(a) Inventories	438.77	526.43
(b) Financial assets	-	-
(i) Investments	-	-
(ii) Trade receivables	-	-
Billed	1,015.91	1,037.15
Unbilled	-	-
(iii) Cash and cash equivalents	5.29	8.93
(iv) Loan	-	-
(v) Other financial assets	-	-
(c) Other current assets	54.79	65.63
Sub-Total current assets	1,514.76	1,638.13
Total Assets	1,752.43	1,827.59
EQUITIES AND LIABILITIES		
1 Equity		
(a) Equity share capital	570.65	570.65
(b) Other equity	299.91	251.62
Sub-Total Equity	870.56	822.27
2 Liabilities		
Non Current Liabilities		
(a) Financial Liabilities		
(i) Borrowings	43.31	-
(ii) Other financial liabilities	-	3.07
(b) Provisions	-	-
(c) Deferred tax liability (net)	17.02	18.00
(d) Other non- current liabilities	-	-
Sub total- Non- Current Liabilities	60.33	21.07
Current liabilities		
(a) Financial Liabilities		
(i) Borrowings	286.10	369.85
(ii) Trade Payables	-	-
(a) Total dues outstanding to micro and small enterprises	237.13	103.91
(b) Total dues outstanding to others	176.83	392.71
(iii) Other financial liabilities	81.53	89.32
(b) Other current liabilities	15.50	8.12
(c) Provisions	24.45	20.33
(d) Current tax liabilities (Net)	-	-
Sub total- Current Liabilities	821.54	984.25
Total- Equity & Liabilities	1,752.43	1,827.59

Summary of Significant Accounting Policies

The accompanying notes are an Integral part of the financial statements.

For Padmanabh Alloys & Polymers Limited
CIN : L17110GJ1994PLC023540



Chetan M Desai
Whole Time Director
DIN-00051541

Place : Surat
Date : May 28,2024

PADMANABH ALLOYS & POLYMERS LIMITED**Cash Flow Statement for the year ended 31st March,2024**

	Current Year 31.03.2024 Rs.	Rs in Lakhs Previous Year 31.03.2023 Rs.
(A) Cash Flow from Operating Activities:		
Net profit/(loss) before tax and Extraordinary items:	64.82	39.31
Adjusted for:		
Extra ordinary items	-	-
Financial charges	37.83	38.36
Depreciation	19.88	13.68
Operating Profit before Working Capital Changes	122.53	91.34
Adjusted for:		
(Increase)/Decrease in Inventories	87.66	(65.12)
(Increase)/Decrease in Trade and Other Receivables	21.24	21.44
(Increase)/Decrease in Loans and Advances & non current asset	11.34	(26.06)
Increase/(Decrease) in Trade Payables and other liabilities	(86.15)	81.45
Increase/(Decrease) in Provisions	4.13	7.02
Cash Generated from Operations before extra ordinary items	160.74	110.07
Less : Prior period expenses (Excess provision made)	(0.01)	0.03
Net Cash Generated from / Utilised in Operations	160.76	110.04
Less : Taxes Paid	17.53	12.96
Net Cash from Operating Activities	143.23	97.08
(B) Cash Flow from Investing Activities:		
Purchase of Fixed assets	(68.60)	(15.12)
Proceeds from sale of Fixed Assets	-	-
Net Cash Generated from / Utilised in Investing Activities	(68.60)	(15.12)
(C) Cash Flow from Financing Activities:		
Financial Charges (Interest Paid)	(37.83)	(38.36)
Increase/(Decrease) in Long Term Borrowings	43.31	-
Increase/(Decrease) in Short Term Borrowings	(83.75)	(40.67)
Increase/(Decrease) in Equity Share Capital	-	-
Increase/(Decrease) in Share Premium	-	-
Net Cash Generated From Financing Activities	(78.27)	(79.03)
Net (Decrease)/Increase in Cash and Cash Equivalents	(3.64)	2.93
Cash and Cash Equivalents at Beginning of the Year	8.93	6.00
Cash and Cash Equivalents at Closing of the Year	5.29	8.93

For Padmanabh Alloys & Polymers Limited
CIN : L17110GJ1994PLC023540



Chetan M Desai
Whole Time Director
DIN-00051541

Place : Surat
Date : May 28,2024

AUDIT REPORT

To
The Board of Directors
PADMANABH ALLOYS & POLYMERS LIMITED
VILLAGE-PALSANA
SURAT

Dear Sirs,

Re: **Audit Report on the audited Financial Results for the quarter ended 31st March, 2024 and year to date from April 01, 2023 to March 31, 2024 Pursuant to the Regulation 33 of the SEBI (Listing Obligations and Disclosure Requirements) Regulations, 2015.**

1. We have audited the accompanying statement of audited standalone financial results of PADMANABH ALLOYS & POLYMERS LIMITED for the quarter ended March 31, 2024 and year to date results from April 01, 2023 to March 31, 2024 ("the statement") attached herewith being submitted by the company pursuant to the requirement of Regulations 33 of SEBI (Listing Obligations and Disclosure Requirements), Regulations, 2015.

In our opinion and to the best of our information and according to the explanations given to us, the Statement:

- i. is presented in accordance with the requirements of the Listing Regulations in this regard; and
- ii. gives a true and fair view in conformity with the applicable accounting standards and other accounting principles generally accepted in India, of the net profit and other comprehensive income and other financial information of the Company for the quarter ended March 31, 2024 and for the year ended March 31, 2024.

Basis for Opinion

We conducted our audit in accordance with the Standards on Auditing (SAs) specified under section 143(10) of the Companies Act, 2013, as amended ("the Act"). Our responsibilities under those Standards are further described in the "Auditor's Responsibilities for the Audit of the Standalone Financial Results" section of our report. We are independent of the Company in accordance with the Code of Ethics issued by the Institute of Chartered Accountants of India together with the ethical requirements that are relevant to our audit of the financial statements under the provisions of the Act and the Rules thereunder, and we have fulfilled our other ethical responsibilities in accordance with these requirements and the Code of Ethics. We believe that the audit evidence obtained by us is sufficient and appropriate to provide a basis for our opinion.

2. These quarterly financial results as well as the year to date financial results have been prepared on the basis of the interim financial statements, which are the responsibility of the Company's Management. Our responsibility is to express an opinion on these financial results based on our audit of such interim financial statements which have been prepared in accordance with the recognition and measurement principles laid down in Accounting standard for Interim Financial Reporting (AS 25) prescribed, under section 133 of the Companies Act, 2013 read with relevant rules issued thereunder, or by the Institute of Chartered Accountants of India, as applicable and other accounting principles generally accepted in India.


In preparing the Statement, the Board of Directors are responsible for assessing the Company's ability to continue as a going concern, disclosing, as applicable, matters related to going concern and using the going concern basis of accounting unless the Board of Directors either intends to liquidate the Company or to cease operations, or has no realistic alternative but to do so.

3. We conducted our audit in accordance with the auditing standards generally accepted in India. Those standards require that we plan and perform the audit to obtain reasonable assurance about whether the financial results are free of material mis-statement(s). An audit includes examining, on a test basis, evidence supporting the amounts disclosed as financial results. An audit also includes assessing the accounting principles used and significant estimates made by management. We believe that our audit provides a reasonable basis for our opinion.

In our opinion and to the best of our information and according to the explanations given to us their quarterly financial results as well as the year to date results:

- (i) are presented in accordance with the requirements of Regulation 33 of the SEBI (Listing Obligations and Disclosure Requirements) Regulations, 2015 in this regard; and
- (ii) Give a true and fair view of the net profit / loss and other financial information for the quarter ended March 31, 2024 as well as the year to date results for the period from 01/04/2023 to 31/03/2024.

For SNK & Co.,
Chartered Accountants
F.R.N - 109176W


(Samir B Shah)
(Partner)
(M. No.-103562)

Place: Surat
Date: May 28, 2024

UDIN:- 24103562BKADRS2895 .



PADMANABH ALLOYS & POLYMERS LTD.

Registered Office : N.H.8, Palsana, Dt. Surat 394315

Telephone No.: 0261-2232598

Email: investor@padmanabh.in Website: www.padmanabh.in

Corporate Identity Number: L17110GJ1994PLC023540

Date: 28/05/2024

To,

BSE Limited

P, J. Towers, Dalal Street,

Mumbai 400001

Sub.: Declaration pursuant to Regulation 33(3)(d) of SEBI (LODR) Regulations, 2015

Ref.: Scrip Code: 531779, Stock Code: PADALPO

With reference to above subject and in compliance with the provision of Regulation 33(3)(d) of SEBI (Listing Obligations and disclosure Requirements) Regulations, 2015, We hereby declare that Audit Report issued by Statutory Auditors of the Company, on Annual Audited Financial Results for the year ended 31/03/2024 is unmodified.

Kindly take the same on record and confirm.

Thanking you,

Yours Faithfully

For Padmanabh Alloys & Polymers Limited

Chetankumar M. Desai

Whole-time Director

(DIN: 00051541)