

OBL: CS: 2022: 120

Dated: 16<sup>th</sup> November, 2022

BSE Ltd.  
Corporate Relationship Department  
1<sup>st</sup> Floor, New Trading Ring, Rotunda Building,  
P. J. Towers, Dalal Street,  
Mumbai - 400 001 ... Security Code: 507690  
Email: [query.lodr@bseindia.com](mailto:query.lodr@bseindia.com)

Dear Sir/Madam,

Sub: Additional Details Required for Corporate Announcement filed under Regulation 30 of SEBI (LODR) Regulations, 2015


This is with reference to your email dated 16.11.2022, we have inadvertently omitted to mentioned Concluded Time of Board Meeting held on 14.11.2022 in our covering letter with respect to submission of Statements of Unaudited Standalone and Consolidated Financial Results of the Company for the quarter and half year ended 30<sup>th</sup> September, 2022 along with Limited Review Reports on the same by the Statutory Auditors of the Company. Please note following for your records.

Board Meeting Started: 11.00 A.M.  
Board Meeting Concluded: 5.30 P.M.

We would further like to inform you that we have also informed to you Board Meeting Started time and Concluded time through **XBRL mode** which was submitted on 15.11.2022 on BSE Listing Centre vide. Acknowledgement No. 1511202205584733 (For Standalone Results) and Acknowledgement No. 1511202206005433(For Consolidated Results).

This is for your kind information and records.

Thanking you,  
Yours faithfully,  
For Orient Beverages Ltd.

  
Jiyut Prasad  
Company Secretary



# Tiwari & Company

CHARTERED ACCOUNTANTS  
107/1, PARK STREET, KOLKATA – 700 016  
EMAIL: tiwarippee@yahoo.com  
PHONE – 2226 9275 / 2226 9217

## Independent Auditor's Review Report on Unaudited Financial Standalone Results pursuant to the Regulation 33 of the SEBI (Listing Obligations and Disclosure Requirements) Regulations, 2015 for the Quarter and Half Year ended September 30, 2022

To The Board of Directors,  
**Orient Beverages Limited**

1. We have reviewed the accompanying statement of unaudited standalone financial results of **Orient Beverages Limited** (the 'Company') for the quarter and half year ended September 30 2022 (the 'Statement') being submitted by the Company pursuant to the requirement of regulation 33 of the SEBI (Listing Obligations and Disclosure Requirements) Regulations, 2015 as amended (the "Listing Regulations").
2. The preparation of this statement in accordance with the recognition and measurement principles as laid down in Indian Accounting Standard (Ind AS) 34, "Interim Financial Reporting" prescribed under section 133 of the Companies Act, 2013 read together with relevant rules and other accounting principles generally accepted in India is the responsibility of the Company's management and has been approved by the Board of Directors of the Company on 14<sup>th</sup> November, 2022. Our responsibility is to issue a report on the Statement based on our review.
3. We conducted our review of the Statement in accordance with the Standard on Review Engagements (SRE) 2410, "Review of Interim Financial Information Performed by the Independent Auditor of the Entity" issued by the Institute of Chartered Accountants of India. This standard requires that we plan and perform the review to obtain moderate assurance as to whether the Statement is free of material misstatement. A review is limited primarily to inquiries of Company personnel and analytical procedures applied to financial data and thus provide less assurance than an audit. We have not performed an audit, and accordingly, we do not express an audit opinion.
4. Based on our review conducted as stated above, nothing has come to our attention that causes us to believe that the accompanying Statement, prepared in accordance with the applicable Indian Accounting Standards (Ind AS) prescribed under section 133 of the Companies Act, 2013 as amended, read with relevant rules issued there under and other recognised accounting practices and policies generally accepted in India has not disclosed the information required to be disclosed in terms of regulation 33 of the SEBI (Listing Obligations and Disclosure Requirements) Regulations, 2015, as amended, including the manner in which it is to be disclosed, or that it contains any material misstatement.

Place: Kolkata  
Date: November 14, 2022  
UDIN:

For TIWARI & COMPANY  
Chartered Accountants  
Firm's Registration Number 309112E



  
(K. K. Bandyopadhyay)  
Partner  
Membership No. 015958

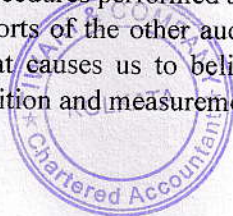
# Tiwari & Company

CHARTERED ACCOUNTANTS  
107/1, PARK STREET, KOLKATA – 700 016  
EMAIL: tiwaripee@yahoo.com  
PHONE – 2226 9275 / 2226 9217

## Independent Auditor's Review Report on Unaudited Consolidated Financial Results pursuant to the Regulation 33 of the SEBI (Listing Obligations and Disclosure Requirements) Regulations, 2015 for the Quarter and Half Year ended September 30, 2022

To The Board of Directors,  
Orient Beverages Limited

1. We have reviewed the accompanying statement of unaudited consolidated financial results of **Orient Beverages Limited** (the ' Holding ') and its subsidiaries (the Holding and its subsidiaries together referred to as "the Group") for the quarter and half year ended September 30 2022 (the 'Statement') being submitted by the Holding pursuant to the requirement of regulation 33 of the SEBI (Listing Obligations and Disclosure Requirements) Regulations, 2015 as amended (the "Listing Regulations").
2. This Statement, which is the responsibility of the Holding's Management and approved by the Holding's Board of Directors, has been prepared in accordance with the recognition and measurement principles laid down in Indian Accounting Standard 34 "Interim Financial Reporting" ("Ind AS 34"), prescribed under Section 133 of the Companies Act, 2013, and other accounting principles generally accepted in India. Our responsibility is to express a conclusion on the Statement based on our review.
3. We conducted our review of the Statement in accordance with the Standard on Review Engagements (SRE) 2410, "Review of Interim Financial Information Performed by the Independent Auditor of the Entity" issued by the Institute of Chartered Accountants of India. This standard requires that we plan and perform the review to obtain moderate assurance as to whether the Statement is free of material misstatement. A review is limited primarily to inquiries of personnel and analytical procedures applied to financial data and thus provide less assurance than an audit. We have not performed an audit, and accordingly, we do not express an audit opinion.  
  
We also performed procedures in accordance with the circular issued by the SEBI under Regulation 33 (8) of the SEBI (Listing Obligations and Disclosure Requirements) Regulations, 2015, as amended, to the extent applicable.
4. The Statement includes the results of the following entities:
  - a) Orient Beverages Ltd., Holding,
  - b) Sharad Quench Pvt. Ltd., Subsidiary and
  - c) Satyanarayan Rice Mill Pvt. Ltd, Subsidiary
5. Based on our review conducted and procedures performed as stated in paragraph 3 above and based on the consideration of the review reports of the other auditors referred to in paragraph 6 below, nothing has come to our attention that causes us to believe that the accompanying Statement, prepared in accordance with the recognition and measurement principles laid down in the aforesaid



# Tiwari & Company

CHARTERED ACCOUNTANTS  
107/1, PARK STREET, KOLKATA – 700 016  
EMAIL: tiwaripee@yahoo.com  
PHONE – 2226 9275 / 2226 9217


Indian Accounting Standard and other accounting principles generally accepted in India, has not disclosed the information required to be disclosed in terms of Regulation 33 of the SEBI (Listing Obligations and Disclosure Requirements) Regulations, 2015, read with the Circulars, including the manner in which it is to be disclosed, or that it contains any material misstatement.

6. The accompanying Statement includes the unaudited interim financial results and other financial information, in respect of two subsidiaries, whose unaudited interim financial results include total assets of Rs. 1,405 lakh as at September 30, 2022, total revenues of Rs. 843 lakh and Rs. 1515 lakh, total net profit after tax of Rs. 140 lakh and Rs. 133 lakh, total comprehensive income of Rs. 141 lakh and Rs. 134 lakh, for the quarter ended September 30, 2022 and the half year ended on that date respectively, and net cash inflows of Rs. 72 lakh for the period from April 01, 2022 to September 30, 2022, as considered in the Statement which have been reviewed by the independent auditors. The independent auditors' report on interim financial results of these entities have been furnished to us by the Management and our conclusion on the Statement, in so far as it relates to the amounts and disclosures in respect of these subsidiaries is based solely on the report of such auditors and procedures performed by us as stated in paragraph 3 above.

Our conclusion on the Statement in respect of matters stated in para 6 above is not modified with respect to our reliance on the work done and the report of the other auditors.

Place: Kolkata  
Date: November 14, 2022  
UDIN:

For TIWARI & COMPANY  
Chartered Accountants  
Firm's Registration Number 309112E

  
(K. K. Bandyopadhyay)  
Partner  
Membership No. 015958



**ORIENT BEVERAGES LIMITED**

CIN: L15520WB1960PLC024710

Regd. Office : "Aelpe Court", 3rd Floor,

225C, A. J. C. Bose Road, Kolkata - 700020, W. B., Ph: (033) 2281-7001

Website: www.obl.org.in, Email: cs@obl.org.in

**STATEMENT OF UNAUDITED STANDALONE FINANCIAL RESULTS FOR THE QUARTER AND HALF YEAR ENDED 30TH SEPTEMBER, 2022**

(₹ in Lakh)

Sl No	Particulars	Quarter Ended			Half Year ended		Year ended
		30.09.2022 (Unaudited)	30.06.2022 (Unaudited)	30.09.2021 (Unaudited)	30.09.2022 (Unaudited)	30.09.2021 (Unaudited)	31.03.2022 (Audited)
<b>I</b>	<b>Income</b>						
	(a) Revenue from Operations	2,316	2,498	1,602	4,814	2,603	6,640
	(b) Other Income	164	98	250	262	342	957
	<b>Total Income</b>	<b>2,480</b>	<b>2,596</b>	<b>1,852</b>	<b>5,076</b>	<b>2,945</b>	<b>7,597</b>
<b>II</b>	<b>Expenses</b>						
	a) Cost of Materials Consumed	597	727	451	1324	609	1806
	b) Purchase of Stock-in-Trade	391	406	169	797	318	881
	c) Changes in Inventories of Finished Goods, Work-in-Progress and Stock-in-Trade	(25)	(8)	(6)	(33)	8	(6)
	d) Employee Benefits Expense	432	415	397	847	766	1484
	e) Finance Costs	169	115	139	284	254	522
	f) Depreciation and Amortisation Expense	51	52	33	103	68	145
	g) Other Expenses	845	857	648	1702	1,126	2,651
	<b>Total Expenses</b>	<b>2,460</b>	<b>2,564</b>	<b>1,831</b>	<b>5,024</b>	<b>3,149</b>	<b>7,483</b>
<b>III</b>	<b>Profit before exceptional items and tax (I - II)</b>	<b>20</b>	<b>32</b>	<b>21</b>	<b>52</b>	<b>(204)</b>	<b>114</b>
<b>IV</b>	<b>Exceptional items</b>	-	-	-	-	-	-
<b>V</b>	<b>Profit before Tax (III - IV)</b>	<b>20</b>	<b>32</b>	<b>21</b>	<b>52</b>	<b>(204)</b>	<b>114</b>
<b>VI</b>	<b>Tax Expenses:</b>						
	a) Current Tax	-	-	-	-	-	-
	b) Deferred Tax Expenses/ (Credit)	(33)	-16	(7)	(49)	(15)	(63)
	c) Tax for Earlier Years	-	-	-	-	-	-
		(33)	(16)	(7)	(49)	(15)	(63)
<b>VII</b>	<b>Profit/ (Loss) for the period (V - VI)</b>	<b>53</b>	<b>48</b>	<b>28</b>	<b>101</b>	<b>(189)</b>	<b>177</b>
<b>VIII</b>	<b>Other Comprehensive Income</b>						
	(A) (i) Items that will not be reclassified to the Standalone Statement of Profit and Loss	6	6	3	12	5	24
	(ii) Income Tax relating to Items that will not be reclassified the Standalone Statement of Profit and Loss	(1)	(2)	-	(3)	(1)	(6)
	(B) (i) Items that will be reclassified to the Standalone Statement of Profit and Loss	-	-	-	-	-	-
	(ii) Income Tax relating to Items that will be reclassified the Standalone Statement of Profit and Loss	-	-	-	-	-	-
	<b>Total Other Comprehensive Income</b>	<b>5</b>	<b>4</b>	<b>3</b>	<b>9</b>	<b>4</b>	<b>18</b>
<b>IX</b>	<b>Total Comprehensive Income for the period (VII+VIII)</b>	<b>58</b>	<b>52</b>	<b>31</b>	<b>110</b>	<b>(185)</b>	<b>195</b>
<b>X</b>	<b>Paid-up Equity Share Capital (Face value of ₹10/- per share)</b>	<b>216.15</b>	<b>216.15</b>	<b>216.15</b>	<b>216.15</b>	<b>216.15</b>	<b>216.15</b>
<b>XI</b>	<b>Other Equity as per Balance Sheet of the previous accounting year</b>	-	-	-	-	-	1506
<b>XII</b>	<b>Earning Per Share of ₹10/- each (Not annualised)</b>						
	- Basic & Diluted (₹)	2.45	2.19	1.30	4.67	(8.74)	8.16

Page 1 of 4

For ORIENT BEVERAGES LTD.



Chairman

UNAUDITED STANDALONE STATEMENT OF ASSETS AND LIABILITIES AS AT SEPTEMBER 30, 2022						(₹ in Lakh)	
Sl. No.	Particulars			As at 30.09.2022 (Unaudited)	As at 31.03.2022 (Audited)		
<b>A</b>	<b>ASSETS</b>						
<b>1</b>	<b>Non - Current Assets</b>						
	a) Property, Plant and Equipment			2,606	1,243		
	b) Right-of-use Assets			859	897		
	c) Capital Work-in-Progress			-	273		
	d) Investment Property			-	-		
	e) Financial Assets						
	i) Investments			354	354		
	ii) Other Financial Assets			184	159		
	f) Deferred Tax Assets (Net)			188	142		
	g) Other Non - Current Assets			335	1,321		
	<b>Total Non - Current Assets</b>			<b>4,526</b>	<b>4,389</b>		
<b>2</b>	<b>Current Assets</b>						
	a) Inventories			1,053	836		
	b) Financial Assets						
	i) Investments			76	41		
	ii) Trade Receivables			502	501		
	iii) Cash and Cash Equivalents			507	264		
	iv) Bank Balances other than Cash and Cash Equivalents			8	8		
	v) Loans			2,707	2,929		
	vi) Other Financial Assets			-	-		
	c) Current Tax Assets (Net)			47	46		
	d) Other Current Assets			901	711		
	<b>Total Current Assets</b>			<b>5,801</b>	<b>5,336</b>		
	<b>TOTAL ASSETS</b>			<b>10,327</b>	<b>9,725</b>		
<b>B</b>	<b>EQUITY AND LIABILITIES</b>						
<b>1</b>	<b>Equity</b>						
	a) Equity Share Capital			216	216		
	b) Other Equity			1,616	1,506		
	<b>Total Equity</b>			<b>1,832</b>	<b>1,722</b>		
<b>2</b>	<b>Liabilities</b>						
	<b>Non - Current Liabilities</b>						
	a) Financial Liabilities						
	i) Borrowings			1,695	1,429		
	ii) Lease Liabilities			442	453		
	iii) Trade Payables						
	Total outstanding dues of Micro Enterprises and Small Enterprises			-	-		
	Total outstanding dues of creditors other than Micro Enterprises and Small Enterprises			-	-		
	iv) Other Financial Liabilities			423	485		
	b) Provisions			92	57		
	c) Other Non-Current Liabilities			9	10		
	<b>Total Non-Current Liabilities</b>			<b>2,661</b>	<b>2,434</b>		
<b>3</b>	<b>Current Liabilities</b>						
	a) Financial Liabilities						
	i) Borrowings			3,258	3,283		
	ii) Lease Liabilities			61	60		
	iii) Trade Payables						
	Total outstanding dues of Micro Enterprises and Small Enterprises			225	216		
	Total outstanding dues of creditors other than Micro Enterprises and Small Enterprises			1,105	1,193		
	iv) Other Financial Liabilities			617	420		
	b) Other Current Liabilities			528	318		
	c) Provisions			40	79		
	<b>Total Current Liabilities</b>			<b>5,834</b>	<b>5,569</b>		
	<b>TOTAL EQUITY AND LIABILITIES</b>			<b>10,327</b>	<b>9,725</b>		




For ORIENT BEVERAGES LTD.

Chairman

**UNAUDITED STANDALONE STATEMENT OF CASH FLOWS FOR THE HALF YEAR ENDED SEPTEMBER 30, 2022**

(₹ in Lakh)

Particulars	Half Year Ended	
	30.09.2022	30.09.2021
	(Unaudited)	(Unaudited)
	₹	₹
<b>A. Cash Flows from Operating Activities:</b>		
Profit before Tax	52	(204)
Adjustments for:		
Depreciation and Amortisation Expense	103	68
Interest Received	(178)	(178)
Finance Costs	284	254
Profit on Sale of Property, Plant and Equipment	(2)	(2)
Profit on sale of Investment Property	-	(43)
Profit on Sale of Mutual Fund Investments	-	(2)
(Appreciation)/ Diminution in the value of Mutual Fund:		
Current Investment	1	3
Loss on Sale of Property, Plant and Equipment	-	2
Re-measurement of Employee Benefits	12	5
Operating Profit before Working Capital Changes	272	(97)
Changes in Working Capital:		
(Increase) / Decrease in Inventories	(217)	(94)
(Increase) / Decrease in Trade Receivables	(1)	(83)
(Increase) / Decrease in Financial Assets - Loans	(2)	4
(Increase) / Decrease in Other Current Assets	(190)	(290)
(Increase) / Decrease in Other Financial Assets	(25)	(2)
(Increase) / Decrease in Other Non - Current Assets	986	(305)
Increase/ (Decrease) in Lease Liabilities	(10)	-
Increase/ (Decrease) in Trade Payables	(79)	108
Increase / (Decrease) in Provisions	(4)	(4)
Increase/ (Decrease) in Other Financial Liabilities	135	(115)
Increase/ (Decrease) in Other Non - Current Liabilities	(1)	(1)
Increase/ (Decrease) in Other Current Liabilities	210	245
Cash Generated from Operations	1,074	(634)
Income Tax paid (Net of Provision)	(1)	(1)
Net Cash Flow from Operating Activities	1,073	(635)
<b>B. Cash Flow from Investing Activities:</b>		
Purchase of Property, Plant and Equipment	(1,153)	(58)
Purchase of Right-of-use Assets	-	-
Proceeds from Sale of Property, Plant and Equipment	2	7
Proceeds from Sale of Investment Property	-	57
Purchase of Current Investments	(37)	(20)
Proceeds from Sale of Current Investments	1	76
Loan given to the Parties	222	446
Interest Received	178	178
Net Cash Flow from Investing Activities	(787)	686
<b>C. Cash Flow from Financing Activities:</b>		
Proceeds from Long Term Borrowings	266	9
Proceeds from Short Term Borrowings	(25)	185
Finance Costs	(284)	(254)
Dividend Paid	-	-
Tax on Dividend Paid	-	-
Net Cash used in Financing Activities	(43)	(60)
Net Increase/ (Decrease) in Cash and Cash Equivalents (A+B+C)	243	(9)
Opening Cash and Cash Equivalent	264	283
Closing Cash and Cash Equivalent	507	274
Components of Cash and Cash Equivalents		
On Current Accounts	291	187
Cash on Hand	216	87
Cash and Bank Balances	507	274
	-	-



For ORIENT BEVERAGES LTD.

Chairman

**Notes:**

1 Based on the management approach as defined in Ind AS 108-Operating Segments, the Chief Operating Decision Maker (CODM) evaluates the Company's performance and allocates resources based on an analysis of various performance indicators by business segments. Accordingly, Orient Beverages Ltd. (the 'Company') has identified "Beverage" and "Real Estate" as reportable segment.

**Segmentwise Reporting for the Quarter and Half Year ended 30th September, 2022**

(₹ in Lakh)

Sl No	Particulars	Quarter Ended			Half Year ended		Year ended
		30.09.2022 (Unaudited)	30.06.2022 (Unaudited)	30.09.2021 (Unaudited)	30.09.2022 (Unaudited)	30.09.2021 (Unaudited)	31.03.2022 (Audited)
1	<b>Segment Revenue :</b>						
	a) Beverage	2,316	2,498	1,602	4,814	2,574	6,611
	b) Real Estate	-	-	-	-	29	29
	c ) Unallocated	-	-	-	-	-	-
	<b>Total Segment Revenue</b>	<b>2,316</b>	<b>2,498</b>	<b>1,602</b>	<b>4,814</b>	<b>2,603</b>	<b>6,640</b>
	Less : Inter Segment Revenue	-	-	-	-	-	-
	<b>Net Sales/ Income from Operations</b>	<b>2,316</b>	<b>2,498</b>	<b>1,602</b>	<b>4,814</b>	<b>2,603</b>	<b>6,640</b>
2	<b>Segment Results:</b>						
	Profit/ (Loss) from ordinary activities before						
	Finance costs and exceptional item						
	Unit:						
	a) Beverage	189	147	160	336	75	661
	b) Real Estate	-	-	-	-	(25)	(25)
	c ) Unallocated	-	-	-	-	-	-
	<b>Total</b>	<b>189</b>	<b>147</b>	<b>160</b>	<b>336</b>	<b>50</b>	<b>636</b>
	Less: i) Finance Cost	169	115	139	284	254	522
	ii) Other un-allocable Expenditure net off	-	-	-	-	-	-
	iii) Un - allocable income	-	-	-	-	-	-
	<b>Total Profit before Tax</b>	<b>20</b>	<b>32</b>	<b>21</b>	<b>52</b>	<b>(204)</b>	<b>114</b>
3	<b>Segment Assets :</b>						
	a) Beverage	10139	9712	8652	10139	8652	9583
	b) Real Estate	-	-	-	-	-	-
	c ) Unallocated	188	156	98	188	98	142
	<b>Total Segment Assets</b>	<b>10327</b>	<b>9868</b>	<b>8750</b>	<b>10327</b>	<b>8750</b>	<b>9725</b>
4	<b>Segment Liabilities :</b>						
	a) Beverage	8495	8094	7408	8495	7408	8003
	b) Real Estate	-	-	-	-	-	-
	c ) Unallocated	-	-	-	-	-	-
	<b>Total Segment Liabilities</b>	<b>8495</b>	<b>8094</b>	<b>7408</b>	<b>8495</b>	<b>7408</b>	<b>8003</b>

2 The above standalone unaudited financial results of Orient Beverages Ltd. (the 'Company') for the quarter and half year ended 30th September, 2022 were reviewed by the Audit Committee and thereafter , approved by the Board of Directors and was taken on record at their meeting held on 14th November, 2022. The Statutory Auditors have carried out a limited review of the above financial results for the quarter and half year ended 30th September, 2022.

3 These financial results have been prepared in accordance with the recognition and measurement principles laid down in the Ind-AS 34 "Interim Financial Reporting" prescribed under Section 133 of the Companies Act, 2013 read with relevant rules issued thereunder and other accounting principles generally accepted in India.

4 No Income Tax is payable for the period 01.04.2022 to 30.09.2022 (Assessment Year 2023-24) based on the computation of Income as per provisions of the Income Tax Act, 1961, hence no provision for Current Tax has been made.

5 Figures of previous periods have been rearranged/ regrouped, wherever found necessary.

For Orient Beverages Limited

Place : Kolkata  
Dated : 14th November, 2022



N. K. Poddar  
Chairman



**ORIENT BEVERAGES LIMITED**

CIN: L15520WB1960PLC024710

Regd. Office : "Aelpe Court", 3rd Floor,

225C, A. J. C. Bose Road, Kolkata - 700020, W. B., Ph: (033) 2281-7001

Website: www.obl.org.in, Email: cs@obl.org.in

STATEMENT OF UNAUDITED CONSOLIDATED FINANCIAL RESULTS FOR THE QUARTER AND HALF YEAR ENDED 30TH SEPTEMBER, 2022

(₹ in Lakh)

Sl No	Particulars	Quarter Ended			Half Year ended		Year ended
		30.09.2022 (Unaudited)	30.06.2022 (Unaudited)	30.09.2021 (Unaudited)	30.09.2022 (Unaudited)	30.09.2021 (Unaudited)	31.03.2022 (Audited)
<b>I</b>	<b>Income</b>						
	(a) Revenue from Operations	2,782	2,905	1,795	5,687	2,913	7,382
	(b) Other Income	215	94	249	309	342	946
	<b>Total Income</b>	<b>2,997</b>	<b>2,999</b>	<b>2,044</b>	<b>5,996</b>	<b>3,255</b>	<b>8,328</b>
<b>II</b>	<b>Expenses</b>						
	a) Cost of Materials Consumed	1077	1254	699	2331	995	2857
	b) Purchase of Stock-in-Trade	80	140	36	220	98	259
	c) Changes in Inventories of Finished Goods, Work-in-Progress and Stock-in-Trade	-	(24)	(13)	(24)	13	(10)
	d) Employee Benefits Expense	460	441	417	901	803	1584
	e) Project Expenses	-	-	3	-	3	5
	f) Finance Costs	187	124	151	311	276	568
	g) Depreciation and Amortisation Expense	57	57	37	114	77	164
	h) Other Expenses	976	982	714	1958	1,237	2,893
	<b>Total Expenses (IV)</b>	<b>2,837</b>	<b>2,974</b>	<b>2,044</b>	<b>5,811</b>	<b>3,502</b>	<b>8,320</b>
<b>III</b>	<b>Profit before exceptional items and tax (I - II)</b>	<b>160</b>	<b>25</b>	<b>-</b>	<b>185</b>	<b>(247)</b>	<b>8</b>
<b>IV</b>	<b>Exceptional items</b>	<b>-</b>	<b>-</b>	<b>-</b>	<b>-</b>	<b>-</b>	<b>-</b>
<b>V</b>	<b>Profit before Tax (III - IV)</b>	<b>160</b>	<b>25</b>	<b>-</b>	<b>185</b>	<b>(247)</b>	<b>8</b>
<b>VI</b>	<b>Tax Expenses:</b>						
	a) Current Tax	-	-	-	-	-	-
	b) Deferred Tax Expenses/ (Credit)	(34)	(16)	(10)	(50)	(21)	(73)
	c) Tax for Earlier Years	-	-	-	-	-	-
		(34)	(16)	(10)	(50)	(21)	(73)
<b>VII</b>	<b>Profit/ (Loss) for the period (V - VI)</b>	<b>194</b>	<b>41</b>	<b>10</b>	<b>235</b>	<b>(226)</b>	<b>81</b>
<b>VIII</b>	<b>Other Comprehensive Income</b>						
	(A) (i) Items that will not be reclassified to the Consolidated Statement of Profit and Loss	6	6	3	12	5	24
	(ii) Income Tax relating to Items that will not be reclassified the Consolidated Statement of Profit and Loss	(1)	(2)	-	(3)	(1)	(6)
	<b>Total Other Comprehensive Income</b>	<b>5</b>	<b>4</b>	<b>3</b>	<b>9</b>	<b>4</b>	<b>18</b>
<b>IX</b>	<b>Total Comprehensive Income for the period (VII+VIII)</b>	<b>199</b>	<b>45</b>	<b>13</b>	<b>244</b>	<b>(222)</b>	<b>99</b>
<b>X</b>	<b>Paid-up Equity Share Capital (Face value of ₹10/- per</b>	<b>216.15</b>	<b>216.15</b>	<b>216.15</b>	<b>216.15</b>	<b>216.15</b>	<b>216.15</b>
<b>XI</b>	<b>Other Equity as per Balance Sheet of the previous accounting year</b>	<b>-</b>	<b>-</b>	<b>-</b>	<b>-</b>	<b>-</b>	<b>1268</b>
<b>XII</b>	<b>Earning Per Share of ₹10/- each (Not annualised)</b>						
	- Basic & Diluted (₹)	8.98	1.90	0.46	10.87	(10.46)	3.75

Page 1 of 5

For ORIENT BEVERAGES LTD.


*Chairman*



**UNAUDITED CONSOLIDATED STATEMENT OF ASSETS AND LIABILITIES AS AT SEPTEMBER 30, 2022**

(₹ in Lakh)

Sl. No.	Particulars	As at 30.09.2022 (Unaudited)	As at 31.03.2022 (Audited)
<b>A</b>	<b>ASSETS</b>		
<b>1</b>	<b>Non - Current Assets</b>		
	a) Property, Plant and Equipment	2,862	1,495
	b) Right-of-use Assets	859	897
	c) Capital Work-in-Progress	15	275
	d) Investment Property	-	-
	e) Goodwill	59	59
	f) Financial Assets		
	i) Investments	223	223
	ii) Other Financial Assets	282	241
	g) Deferred Tax Assets (Net)	246	199
	h) Other Non - Current Assets	334	1,321
	<b>Total Non - Current Assets</b>	<b>4,880</b>	<b>4,710</b>
<b>2</b>	<b>Current Assets</b>		
	a) Inventories	1,187	942
	b) Financial Assets		
	i) Investments	76	41
	ii) Trade Receivables	854	635
	iii) Cash and Cash Equivalents	639	324
	iv) Bank Balances other than Cash and Cash Equivalents	8	8
	v) Loans	2,493	2,703
	vi) Other Financial Assets	-	-
	c) Current Tax Assets (Net)	72	66
	d) Other Current Assets	952	762
	<b>Total Current Assets</b>	<b>6,281</b>	<b>5,481</b>
	<b>TOTAL ASSETS</b>	<b>11,161</b>	<b>10,191</b>
<b>B</b>	<b>EQUITY AND LIABILITIES</b>		
<b>1</b>	<b>Equity</b>		
	a) Share Capital	216	216
	b) Other Equity	1,512	1,268
	<b>Total Equity</b>	<b>1,728</b>	<b>1,484</b>
<b>2</b>	<b>Liabilities</b>		
	<b>Non - Current Liabilities</b>		
	a) Financial Liabilities		
	i) Borrowings	1,752	1,487
	ii) Lease Liabilities	442	453
	iii) Trade Payables		
	Total outstanding dues of Micro Enterprises and Small Enterprises	-	-
	Total outstanding dues of creditors other than Micro Enterprises and Small Enterprises	-	-
	iv) Other Financial Liabilities	423	484
	b) Provisions	92	57
	c) Other Non-Current Liabilities	9	10
	<b>Total Non-Current Liabilities</b>	<b>2,718</b>	<b>2,491</b>
<b>3</b>	<b>Current Liabilities</b>		
	a) Financial Liabilities		
	i) Borrowings	3,453	3,503
	ii) Lease Liabilities	61	60
	iii) Trade Payables		
	Total outstanding dues of Micro Enterprises and Small Enterprises	619	481
	Total outstanding dues of creditors other than Micro Enterprises and Small Enterprises	1,189	1,294
	iv) Other Financial Liabilities	718	462
	b) Other Current Liabilities	635	337
	c) Provisions	40	79
	<b>Total Current Liabilities</b>	<b>6,715</b>	<b>6,216</b>
	<b>TOTAL EQUITY AND LIABILITIES</b>	<b>11,161</b>	<b>10,191</b>



For ORIENT BEVERAGES LTD.

Chairman

**UNAUDITED CONSOLIDATED STATEMENT OF CASH FLOWS FOR THE HALF YEAR ENDED SEPTEMBER 30, 2022**

(₹ in Lakh)

Particulars	Half Year Ended	
	30.09.2022	30.09.2021
	(Unaudited)	(Unaudited)
	₹	₹
<b>A. Cash Flows from Operating Activities:</b>		
Profit before Tax	185	(247)
Adjustments for:		
Depreciation and Amortisation Expense	114	77
Interest Received	(170)	(172)
Finance Costs	311	276
Profit on Sale of Property, Plant and Equipment	(2)	(2)
Profit on sale of Investment Property	-	(43)
Profit on Sale of Mutual Fund Investments	-	(2)
(Appreciation)/ Diminution in the value of Mutual Fund:		
Current Investment	1	3
Loss on Sale of Property, Plant and Equipment	-	14
Re-measurement of Employee Benefits	12	5
<b>Operating Profit before Working Capital Changes</b>	<b>451</b>	<b>(91)</b>
<b>Changes in Working Capital:</b>		
(Increase) / Decrease in Inventories	(245)	(79)
(Increase) / Decrease in Trade Receivables	(219)	(89)
(Increase) / Decrease in Financial Assets - Loans	(3)	4
(Increase) / Decrease in Other Current Assets	(190)	(320)
(Increase) / Decrease in Other Financial Assets	(41)	1
(Increase) / Decrease in Other Non - Current Assets	987	(305)
Increase/ (Decrease) in Lease Liabilities	(10)	-
Increase/ (Decrease) in Trade Payables	33	86
Increase / (Decrease) in Provisions	(4)	(4)
Increase/ (Decrease) in Other Financial Liabilities	195	(136)
Increase/ (Decrease) in Other Non - Current Liabilities	(1)	(1)
Increase/ (Decrease) in Other Current Liabilities	298	246
<b>Cash Generated from Operations</b>	<b>1,251</b>	<b>(688)</b>
Income Tax paid (Net of Provision)	(6)	(6)
<b>Net Cash Flow from Operating Activities</b>	<b>1,245</b>	<b>(694)</b>
<b>B. Cash Flow from Investing Activities:</b>		
Purchase of Property, Plant and Equipment	(1,183)	(74)
Purchase of Right-of-use Assets	-	-
Proceeds from Sale of Property, Plant and Equipment	2	23
Proceeds from Sale of Investment Property	-	57
Purchase of Current Investments	(37)	(20)
Proceeds from Sale of Current Investments	1	76
Loan given to the Parties	213	515
Interest Received	170	172
<b>Net Cash Flow from Investing Activities</b>	<b>(834)</b>	<b>749</b>
<b>C. Cash Flow from Financing Activities:</b>		
Proceeds from Long Term Borrowings	265	11
Proceeds from Short Term Borrowings	(50)	184
Finance Costs	(311)	(276)
Dividend Paid	-	-
Tax on Dividend Paid	-	-
<b>Net Cash used in Financing Activities</b>	<b>(96)</b>	<b>(81)</b>
<b>Net Increase/ (Decrease) in Cash and Cash Equivalents (A+B+C)</b>	<b>315</b>	<b>(26)</b>
Opening Cash and Cash Equivalent	324	319
<b>Closing Cash and Cash Equivalent</b>	<b>639</b>	<b>293</b>
<b>Components of Cash and Cash Equivalents</b>		
On Current Accounts	411	198
Cash on Hand	228	95
Cash and Bank Balances	639	293
	-	-



**Notes:**

- 1 Based on the management approach as defined in Ind AS 108-Operating Segments, the Chief Operating Decision Maker (CODM) evaluates the Holding Company's performance and allocates resources based on an analysis of various performance indicators by business segments. Accordingly, Orient Beverages Ltd. (the 'Holding/ Parent Company') has identified "Beverage" and "Real Estate" for its own working and "Construction" and "Beverage" for its subsidiaries namely "Sharad Quench Pvt. Ltd." and "Satyanarayan Rice Mill Pvt. Ltd." as reportable segments.

**Segmentwise Reporting for the Quarter and Half Year ended 30th September, 2022**

(₹ in Lakh)

Sl No	Particulars	Quarter Ended			Half Year ended		Year ended
		30.09.2022 (Unaudited)	30.06.2022 (Unaudited)	30.09.2021 (Unaudited)	30.09.2022 (Unaudited)	30.09.2021 (Unaudited)	31.03.2022 (Audited)
1	<b>Segment Revenue :</b>						
	a) Beverage	2,782	2,905	1,795	5,687	2,884	7,353
	b) Real Estate	-	-	-	-	29	29
	c) Construction	-	-	-	-	-	-
	d) Unallocated	-	-	-	-	-	-
	<b>Total Segment Revenue</b>	<b>2,782</b>	<b>2,905</b>	<b>1,795</b>	<b>5,687</b>	<b>2,913</b>	<b>7,382</b>
	Less : Inter Segment Revenue	-	-	-	-	-	-
	<b>Net Sales/ Income from Operations</b>	<b>2,782</b>	<b>2,905</b>	<b>1,795</b>	<b>5,687</b>	<b>2,913</b>	<b>7,382</b>
2	<b>Segment Results:</b>						
	Profit/ (Loss) from ordinary activities before						
	Finance costs and exceptional item						
	Unit:						
	a) Beverage	347	149	154	496	57	606
	b) Real Estate	-	-	-	-	(25)	(25)
	c) Construction	-	-	(3)	-	(3)	(5)
	d) Unallocated	-	-	-	-	-	-
	<b>Total</b>	<b>347</b>	<b>149</b>	<b>151</b>	<b>496</b>	<b>29</b>	<b>576</b>
	Less: i) Finance Cost	187	124	151	311	276	568
	ii) Other un-allocable Expenditure net off	-	-	-	-	-	-
	iii) Un - allocable income	-	-	-	-	-	-
	<b>Total Profit before Tax</b>	<b>160</b>	<b>25</b>	<b>-</b>	<b>185</b>	<b>(247)</b>	<b>8</b>
3	<b>Segment Assets :</b>						
	a) Beverage	10754	10119	8845	10754	8845	9831
	b) Real Estate	-	-	-	-	-	-
	c) Construction	161	161	78	161	78	161
	d) Unallocated	246	213	152	246	152	199
	<b>Total Segment Assets</b>	<b>11161</b>	<b>10493</b>	<b>9075</b>	<b>11161</b>	<b>9075</b>	<b>10191</b>
4	<b>Segment Liabilities :</b>						
	a) Beverage	9067	8598	7905	9067	7905	8341
	b) Real Estate	-	-	-	-	-	-
	c) Construction	366	366	7	366	7	366
	d) Unallocated	-	-	-	-	-	-
	<b>Total Segment Liabilities</b>	<b>9433</b>	<b>8964</b>	<b>7912</b>	<b>9433</b>	<b>7912</b>	<b>8707</b>
2	The above consolidated unaudited financial results of Holding Company and its subsidiaries for the quarter and half year ended 30th September, 2022 were reviewed by the Audit Committee and thereafter, approved by the Board of Directors of the Holding Company at their meeting held on 14th November, 2022. The Statutory Auditors have carried out a limited review of the above financial results for the quarter and half year ended 30th September, 2022.						
3	These financial results have been prepared in accordance with the recognition and measurement principles laid down in the Ind-AS 34 "Interim Financial Reporting" prescribed under Section 133 of the Companies Act, 2013 read with relevant rules issued thereunder and other accounting principles generally accepted in India.						

Page 4 of 5



For ORIENT BEVERAGES LTD.

Chairman

4 No Income Tax is payable for the period 01.04.2022 to 30.09.2022 (Assessment Year 2023-24) based on the computation of Income as per provisions of the Income Tax Act, 1961, hence no provision for Current Tax has been made.

5 Figures of previous periods have been rearranged/ regrouped, wherever found necessary.

For Orient Beverages Limited



A handwritten signature in blue ink, appearing to be "N. K. Poddar", written over the printed name.

N. K. Poddar  
Chairman

Place : Kolkata

Dated : 14th November, 2022

