



Dt:30.05.2022

To BSE Limited 25 th Floor, Phiroze Jeejeebhoy Towers Dalal Street MUMBAI - 400001 Scrip Code : 532842	To The National Stock Exchange Of India Ltd Exchange Plaza Bandra Kurla Complex, Bandra (East) MUMBAI - 400051 Scrip Code: SRHHYPOLTD
--	--

Dear Sir

Sub: Outcome of Board Meeting & Submission of Audited Financial results for the fourth quarter and year ended 31.03.2022.

Ref: Regulations 33 of SEBI (Listing Obligations and Disclosure Requirements) Regulations, 2015.

The Board of Directors of the Company at its Meeting held today, inter-alia, had

1. Considered and approved Standalone and Consolidated Audited Financial results of the Company for the quarter and year ended March 31, 2022.
Copy of the audited financial results (Standalone and Consolidated) along with the Auditor's Report (Standalone and Consolidated) is attached herewith for your reference.
2. The Board of Directors recommended the payment of dividend @35% on paid up Equity share capital of the Company i.e., Rs. 3.50 (Three Rupees fifty paise only) per equity share of face value of Re. 10/- each for the financial year ended 31st March, 2022, subject to approval of the shareholders at the ensuing Annual General Meeting.
3. Appointment of Geeta Serwani & Associates, Practicing Company Secretary as Secretarial Auditor of the Company for financial year 2022-23.
4. Appointment of Santosh & Associates, Cost Accountants as Cost Auditor of the Company for financial year 2022-23.
5. Appointment of M/s Nirmal Kumar Reddy & Co., Chartered Accountants as Internal Auditor of the Company for financial year 2022-23.

Pursuant to Regulation 33(3)(d) of SEBI LODR, it is hereby declared that M/s. T. Adinarayana & Co., Chartered Accountants, the Statutory Auditors of the Company have issued Audit Report with unmodified opinion in respect of the Audited Financial Results (Standalone and Consolidated) of the Company for the year ended March 31, 2022. Please find enclosed declaration in this regard.

Thanking You

Yours faithfully

For Sree Rayalaseema Hi-Strength
Hypo Limited

V. Surekha
V Surekha
Company Secretary



Sree Rayalaseema Hi-Strength Hypo Limited

Regd. Office, Gondiparla, Kurmool-518 004 CIN - L24110/AP/PT/005/PL/C045726, Tel: 08518-226656 FAX: 08518-223066

Website: www.tgv group.com email : companysecretary@srhl.com

STANDALONE AUDITED FINANCIAL RESULTS FOR THE QUARTER/YEAR ENDED 31ST MARCH, 2022

(₹. In Lakhs except EPS)

Sl.No.	Particulars	Quarter ended				Year Ended	
		31.03.2022 (Audited)	31.12.2021 (Un-Audited)	31.03.2021 (Audited)	31.03.2022 (Audited)	31.03.2021 (Audited)	31.03.2021 (Audited)
I	Revenue from operations	41,418.06	29,511.67	30,590.92	1,26,727.24	91,082.52	
II	Other income	668.80	41.80	426.55	1,066.38	663.21	
III	Total Revenue (I+II)	42,086.86	29,553.47	31,017.47	1,27,793.62	91,745.73	
IV	Total Expenditure	16,873.03	13,761.37	10,695.11	49,463.08	34,490.67	
	a) Cost of materials consumed	19,944.36	4,182.24	13,049.73	49,365.97	28,585.60	
	b) Purchases of Stock-in-trade						
	c) Change in inventories of finished goods, work-in progress and stock in trade	(4,270.51)	1,280.73	(69.92)	(6,155.98)	118.61	
	d) Employee benefits expenses	608.57	1,025.04	966.33	2,874.39	2,544.90	
	e) Finance cost	35.77	137.22	39.47	320.82	547.56	
	f) Depreciation/Amortisation expenses	512.46	471.18	1,278.01	1,922.72	5,060.75	
	g) Other expenses	4,002.49	4,587.71	3,319.00	16,303.95	12,310.93	
	Total (a to g)	37,706.17	25,445.47	29,277.74	1,14,094.95	83,659.03	
V	Profit before exceptional items and tax (III-IV)	4,380.69	4,108.00	1,739.73	13,698.67	8,086.70	
VI	Exceptional items						
VII	Profit before Tax (V+VI)	4,380.69	4,108.00	1,739.73	13,698.67	8,086.70	
VIII	Tax expenses						
	Current Tax for the Period	563.65	1,500.00	670.08	3,507.02	3,050.15	
	Deferred Tax	84.19	(51.48)	(290.85)	(86.95)	(1,022.96)	
	Sub Total VIII	647.85	1,448.52	379.22	3,420.07	2,027.18	
IX	Profit for the period (VII-VIII)	3,732.84	2,659.48	1,360.50	10,278.60	6,059.51	
X	Other comprehensive income						
	Net gain /(losses) on FVTOCI financial instruments	6,045.26	(1,153.56)	(965.25)	11,437.38	2,661.38	
	Re-measurement gains/(losses) on defined benefit plans	(121.79)		29.37	(121.79)	29.37	
	Tax on above items	(1,490.82)	290.33	235.54	(2,847.91)	(677.21)	
	Sub Total (X)	4,432.65	(863.24)	(700.39)	8,467.68	2,013.55	
XI	Total Comprehensive income for the period (IX+X)	8,165.49	1,796.24	660.17	18,746.28	8,073.06	
XII	Paidup Equity Share Capital	1,716.48	1,716.48	1,716.48	1,716.48	1,716.48	
XIII	Other Equity	55,315.30		37,083.96	55,315.30	37,083.96	
XIV	Earnings per Equity share		Not Annualized		Annualized		
	(a) Basic (Rs.)	21.75	15.49	7.93	59.88	35.30	
	(b) Diluted (Rs.)	21.75	15.49	7.93	59.88	35.30	



For Sree Rayalaseema Hi-Strength Hypo Limited

(T.G. BHARATH)
Director

STANDALONE BALANCE SHEET AS AT 31ST March, 2022

(All amounts in Lakhs, except otherwise stated)

Particulars	Note No.	As at 31st March, 2022,	As at 31st March, 2021
ASSETS			
Non-current assets			
Property, Plant and Equipment	3	12,214.59	10,161.44
Right-to-use assets on lease	3	736.13	856.55
Capital work-in-progress	3	-	44.49
Investment properties	4	-	2,375.00
Financial assets			
i) Investments	5	16,384.91	5,045.32
ii) Other financial assets	6	434.61	432.47
Deferred tax Asset (Net)		667.32	549.71
Other non-current assets	7	131.90	1,013.95
Total Non-current assets		30,569.47	20,478.93
Current assets			
Inventories	8	14,397.98	3,970.65
Financial assets			
i) Trade receivables	9	13,207.76	9,660.33
ii) Cash and cash equivalents	10	1,413.52	685.50
iii) Bank balances other than Cash and cash equivalents	11	9,915.73	13,167.75
iv) Loans	12	96.68	77.02
v) Other financial assets	13	35.12	287.86
Other current assets	15	9,104.19	3,564.14
Total Current assets		48,170.98	31,413.25
TOTAL ASSETS		78,740.45	51,892.19
EQUITY AND LIABILITIES			
Equity			
Equity Share capital	16	1,716.48	1,716.48
Other equity	17	55,315.30	37,083.96
Total Equity		57,031.78	38,800.44
Liabilities			
Non-current liabilities			
Financial liabilities			
i) Borrowings	18	47.46	51.10
ii) Others	19	127.99	177.99
iii) Lease Liability	20	794.41	845.16
Deferred Government grants	22	89.96	95.95
Provisions	23	208.56	84.27
Total Non-current liabilities		1,268.37	1,254.48
Current liabilities			
Financial liabilities			
i) Borrowings	18	1,832.90	6,065.17
ii) Trade payables			
(A) total outstanding dues of micro enterprises and small	24	73.72	261.93
(B) total outstanding dues of creditors other than micro enterprises and small enterprises.	24	7,643.35	941.50
iii) Other financial liabilities	25	1,808.39	1,661.90
iv) Lease Liability	25	131.51	171.48
Other current liabilities	26	7,547.33	1,854.73
Provisions	27	319.99	94.84
Current tax liability (Net)	28	1,093.11	785.72
Total Current liabilities		20,440.30	11,837.27
TOTAL LIABILITIES		21,708.66	13,091.75
TOTAL EQUITY AND LIABILITIES		78,740.45	51,892.19



For Sree Rayalaseema Hi-Strength Hypo Ltd.

D. G. BHARATH)
Chairman & Managing Director

Standalone Cash flow statement for the period ended 31st March, 2022

(All amounts in Lakhs, except otherwise stated)

Particulars	Year ended 31 st March 2022	Year ended 31 st March 2021
Cash flow from operating activities		
Profit before tax	13,698.67	8,086.70
Profit before exceptional items and tax	13,698.67	8,086.70
<i>Adjustments to reconcile profit before tax to net cash flows:</i>		
Depreciation and amortisation expenses	1,922.72	5,060.75
Interest received	(444.72)	(396.21)
Interest paid	320.82	547.56
Interest expense due to amortisation of processing fees	-	1.95
Interest income & expenses due to amortisation of rent deposits	2.51	(9.12)
Income due to government grant recognised	(6.00)	(6.00)
Net (gains)/losses on FVTPL instruments	(399.75)	-
Operating profit before working capital changes	15,094.25	13,285.62
Working capital adjustments:		
(De crease)/Increase in trade payables	6,503.64	(1,295.79)
(Decrease)/Increase in non-current financial liabilities	(50.00)	50.00
(Decrease)/Increase in current financial liabilities	146.49	165.08
(Decrease)/Increase in other current liabilities	5,692.60	(19.45)
(Decrease)/Increase in short term provisions	225.14	(0.64)
(Decrease)/Increase in long term provisions	2.49	15.57
(Increase)/Decrease in non-current financial asset	(4.65)	(9.24)
(Increase)/Decrease in other non-current assets	882.05	(4.63)
(Increase)/De crease in trade receivables	(3,547.44)	(1,457.31)
(Increase)/Decrease in inventories	(10,427.33)	(299.82)
(Increase)/Decrease in other current assets	(5,540.04)	303.45
(Increase)/Decrease in financial assets	233.07	13.37
Cash generated from operating activities	9,210.27	10,746.22
Direct taxes paid (net)	(3,199.64)	(3,692.18)
Net cash flow from operating activities (A)	6,010.64	7,054.04
Cash flows from investing activities		
Purchase of fixed assets, including CWIP	(1,435.96)	(2,044.18)
Purchase of investment	(2,377.08)	(1,210.16)
Interest received	440.78	396.21
Redemption/(Investment) of margin money deposit	3,296.10	(8,653.57)
Earmarked for dividend	(44.09)	(36.65)
Net cash flow from/ (used in) investing activities (B)	(120.24)	(11,548.35)
Cash flows from financing activities		
Interest paid	(240.07)	(458.94)
(Repayment)/Proceeds of long term borrowings	(3.64)	(43.28)
(Repayment)/Proceeds from short term borrowings	(4,232.27)	2,204.54
Dividend paid	(514.94)	(429.30)
(Repayment)/Proceeds of lease liability	(171.48)	(257.18)
Net cash flow from/ (used in) in financing activities (C)	(5,162.39)	1,015.84
Net increase/(decrease) in cash and cash equivalents (A + B + C)	728.01	(3,478.47)
Cash and cash equivalents at the beginning of the year	685.50	4,163.97
Cash and cash equivalents at the end of the year	1,413.52	685.50
Components of cash and cash equivalents		
Cash on hand	6.39	4.07
Balances with banks		
- in Current Account	1,407.12	681.44
Total cash and cash equivalents (Note 10)	1,413.52	685.50

For Sree Rayalseema i-Strength Hypo Ltd.

(T.G. BHARATH)
Chairman & Managing Director



Segment wise revenue, results and Assets & Liabilities

(₹ In Lakhs)

Sl.No.	Particulars	Quarter ended			Year Ended	
		31.03.2022	31.12.2021	31.03.2021	31.03.2022	31.03.2021
		(Audited)	Un-Audited	(Audited)	(Audited)	(Audited)
1	Segment Revenue					
	Chemicals	23,178.89	23,236.47	16,085.71	79,183.23	57,449.40
	Trading	17,493.22	5,852.35	14,540.66	46,172.07	32,616.54
	Power Generation	1,388.21	1,005.49	1,550.93	4,696	6,892.41
	Unallocated	668	41.80	426.55	1,066.83	663.21
	Total	42,729.12	30,136.12	32,603.85	1,31,118.50	97,621.56
	Less: intersegment Revenue	(642.26)	(582.64)	(1,586.38)	(3,324.88)	(5,875.84)
	Net Sales/Income from Operations	42,086.86	29,553.47	31,017.47	1,27,793.62	91,745.73
2	Segment Results (Profit before Tax & Finance Cost)					
	Chemicals	2,955.20	4,479.96	1,158.83	10,906.67	6,209.31
	Trading	629.32	28.49	128.97	1,336.41	897.72
	Power Generation	163.14	.97	64.85	710.03	864.02
	Unallocated	668.80	41.80	426.55	1,066	663.21
	Total	4,416.46	4,245.22	1,779.19	14,019.38	8,634.25
	Less: Interest (Net)	(35.77)	(137.22)	(39.47)	(320.82)	(547.56)
	Total Profit Before Tax	4,380.69	4,108.00	1,739.73	13,698.67	8,086.70
3	Segment Assets					
	Chemicals	52,888.46	48,638.57	42,078.09	52,888.46	42,078.09
	Trading	7,060.28	3,220.32	864.93	7,060.28	864.93
	Power Generation	2,406.79	3,910.24	3,903.85	2,406.79	3,903.85
	Others	16,384.91	720.86	5,045.32	16,384.91	5,045.32
	Total	78,740.45	56,490.00	51,892.19	78,740.45	51,892.19
4	Segment Liabilities					
	Chemicals	15,325.89	7,623.70	12,922.42	15,325.89	12,922.42
	Trading	6,381.03	-	153.42	6,381.03	153.42
	Power Generation	1.75	-	15.90	1.75	15.90
	Others	-	-	-	-	-
	Total	21,708.66	7,623.70	13,091.75	21,708.66	13,091.75

Notes


- The above standalone Audited Financial Results for the fourth quarter / year ending March 31, 2022 were reviewed by the audit Committee and approved by the Board of Directors at their respective meetings held on May 30, 2022.
- The Board of Directors have recommended final dividend of Rs. 3.50 per share of Rs. 10/- each (35% on paid up Equity share capital) for financial year ended March 31, 2022 subject to members approval in the ensuing Annual General Meeting.
- The figures for the quarter ended March 31, 2022 and March 31, 2021 are the balancing figures between the audited figures in respect of the full financial year and unaudited published figures up to the third quarter for the respective years.
- The above financial results have been prepared in accordance with Indian Accounting Standards (Ind AS) notified under Companies (Indian Accounting Standards) Rules, 2015.
- The figures of the previous period have been rearranged / regrouped wherever necessary to make them comparable.

For Sree Rayalseema HI-Strength Hypo Limited

Sri T. G. Bharath

Date: 30th May 2022





INDEPENDENT AUDITOR'S REPORT

To
The Board of Directors of
Sree Rayalaseema HI-Strength Hypo Limited

Report on the audit of the Standalone Financial Results

Opinion

We have audited the accompanying standalone quarterly financial results of Sree Rayalaseema HI-Strength Hypo Limited (the company) for the quarter ended 31st March, 2022 and the year to date results for the period from 1st April, 2021 to 31st March, 2022 attached herewith, being submitted by the company pursuant to the requirement of Regulation 33 of the SEBI (Listing Obligations and Disclosure Requirements) Regulations, 2015, as amended ('Listing Regulations').

In our opinion and to the best of our information and according to the explanations given to us these standalone financial results:

- i. are presented in accordance with the requirements of Regulation 33 of the Listing Regulations in this regard; and
- ii. give a true and fair view in conformity with the recognition and measurement principles laid down in the applicable accounting standards and other accounting principles generally accepted in India of the net profit/loss and other comprehensive income and other financial information for the quarter ended 31.03.2022 as well as the year to date results for the period from 1st April, 2021 to 31st March, 2022.

Basis for Opinion


We conducted our audit in accordance with the Standards on Auditing (SAs) specified under section 143(10) of the Companies Act, 2013 (the Act). Our responsibilities under those Standards are further described in the Auditor's Responsibilities for the Audit of the Standalone Financial Results section of our report. We are independent of the Company in accordance with the Code of Ethics issued by the Institute of Chartered Accountants of India together with the ethical requirements that are relevant to our audit of the financial results under the provisions of the Companies Act, 2013 and the Rules thereunder, and we have fulfilled our other ethical responsibilities in accordance with these requirements and the Code of Ethics. We believe that the audit evidence we have obtained is sufficient and appropriate to provide a basis for our opinion.

Our opinion is not modified in respect of this matter.

Management's Responsibilities for the Standalone Financial Results

These quarterly financial results as well as the year to date standalone financial results have been prepared on the basis of the interim financial statements. The Company's Board of Directors are responsible for the preparation of these financial results that give a true and fair view of the net profit/loss and other comprehensive income and other financial information in accordance with the recognition and measurement principles laid down in Indian Accounting Standard 34, 'Interim

Financial Reporting' prescribed under Section 133 of the Act read with relevant rules issued thereunder and other accounting principles generally accepted in India and in compliance with Regulation 33 of the Listing Regulations. This responsibility also includes maintenance of adequate accounting records in accordance with the provisions of the Act for safeguarding of the assets of the Company and for preventing and detecting frauds and other irregularities; selection and application



of appropriate accounting policies; making judgments and estimates that are reasonable and prudent; and design, implementation and maintenance of adequate internal financial controls that were operating effectively for ensuring the accuracy and completeness of the accounting records, relevant to the preparation and presentation of the standalone financial results that give a true and fair view and are free from material misstatement, whether due to fraud or error.

In preparing the standalone financial results, the Board of Directors are responsible for assessing the Company's ability to continue as a going concern, disclosing, as applicable, matters related to going concern and using the going concern basis of accounting unless the Board of Directors either intends to liquidate the Company or to cease operations, or has no realistic alternative but to do so.


The Board of Directors are also responsible for overseeing the Company's financial reporting process.

Auditor's Responsibilities for the Audit of the Standalone Financial Results

Our objectives are to obtain reasonable assurance about whether the standalone financial results as a whole are free from material misstatement, whether due to fraud or error, and to issue an auditor's report that includes our opinion. Reasonable assurance is a high level of assurance, but is not a guarantee that an audit conducted in accordance with SAs will always detect a material misstatement when it exists. Misstatements can arise from fraud or error and are considered material if, individually or in the aggregate, they could reasonably be expected to influence the economic decisions of users taken on the basis of these standalone financial results.

As part of an audit in accordance with SAs, we exercise professional judgment and maintain professional skepticism throughout the audit. We also:

- Identify and assess the risks of material misstatement of the standalone financial results, whether due to fraud or error, design and perform audit procedures responsive to those risks, and obtain audit evidence that is sufficient and appropriate to provide a basis for our opinion. The risk of not detecting a material misstatement resulting from fraud is higher than for one resulting from error, as fraud may involve collusion, forgery, intentional omissions, misrepresentations, or the override of internal control.
- Obtain an understanding of internal control relevant to the audit in order to design audit procedures that are appropriate in the circumstances, but not for the purpose of expressing an opinion on the effectiveness of the company's internal control.
- Evaluate the appropriateness of accounting policies used and the reasonableness of accounting estimates and related disclosures made by the Board of Directors.
- Conclude on the appropriateness of the Board of Directors' use of the going concern basis of accounting and, based on the audit evidence obtained, whether a material uncertainty exists related to events or conditions that may cast significant doubt on the Company's ability to continue as a going concern. If we conclude that a material uncertainty exists, we are required to draw attention in our auditor's report to the related disclosures in the financial results or, if such disclosures are inadequate, to modify our opinion. Our conclusions are based on the audit evidence obtained up to the date of our auditor's report. However, future events or conditions may cause the Company to cease to continue as a going concern.
- Evaluate the overall presentation, structure and content of the standalone financial results, including the disclosures, and whether the financial results represent the underlying transactions and events in a manner that achieves fair presentation.




We communicate with those charged with governance regarding, among other matters, the planned scope and timing of the audit and significant audit findings, including any significant deficiencies in internal control that we identify during our audit.

We also provide those charged with governance with a statement that we have complied with relevant ethical requirements regarding independence, and to communicate with them all relationships and other matters that may reasonably be thought to bear on our independence, and where applicable, related safeguards.


Kurnool

30th May, 2022

UDIN: 22025266AJXTRB9236



For T. ADINARAYANA & CO.
Chartered Accountants
Firm Regn. No. 0000418


Y.P. RAO B. Com, F.C.A.
Partner - (M.No: 025266)

CONSOLIDATED AUDITED FINANCIAL RESULTS FOR THE QUARTER/YEAR ENDED 31ST MARCH, 2022
 (₹. In Lakhs except EPS)

Sl.No.	Particulars	Quarter ended			Year Ended	
		31.03.2022 (Audited)	31.12.2021 (Un-Audited)	31.03.2021 (Audited)	31.03.2022 (Audited)	31.03.2021 (Audited)
I	Revenue from operations	41,418.06	29,511.67	30,590.92	1,26,727.24	91,082.52
II	Other income	670.33	41.80	426.55	1,067.91	663.21
III	Total Revenue (I+II)	42,088.39	29,553.47	31,017.47	1,27,795.15	91,745.73
IV	Total Expenditure					
	a) Cost of materials consumed	16,873.03	13,761.37	10,695.11	49,463.06	34,490.67
	b) Purchases of Stock-in-trade	19,944.36	4,182.24	13,049.73	49,365.97	28,588.60
	c) Change in inventories of finished goods, work-in progress and stock in trade	(4,270.51)	1,280.73	(69.92)	(6,155.98)	118.61
	d) Employee benefits expenses	608.57	1,025.04	966.33	2,874.39	2,544.90
	e) Finance cost	35.77	137.22	39.47	320.82	547.56
	f) Depreciation/Amortisation expenses	512.46	471.18	1,278.01	1,922.72	5,060.75
	g) Other expenses	4,003.74	4,588.10	3,321.37	16,306.23	12,313.30
	Total (a to g)	37,707.42	25,445.86	29,280.11	1,14,097.23	83,661.40
V	Profit before exceptional items and tax (III-IV)	4,380.97	4,107.61	1,737.35	13,697.92	8,084.32
VI	Exceptional items					
VII	Profit before Tax (V+VI)	4,380.97	4,107.61	1,737.35	13,697.92	8,084.32
VIII	Tax expenses					
	Current Tax for the Period	563.65	1,500.00	670.08	3,507.02	3,050.15
	Deferred Tax	84.19	(51.48)	(290.85)	(86.95)	(1,022.96)
	Sub Total VIII	647.85	1,448.52	379.22	3,420.07	2,027.18
IX	Profit for the period (VII-VIII)	3,733.12	2,659.09	1,358.13	10,277.85	6,057.14
X	Other comprehensive income					
	Net gain/(losses) on FVTOCI financial instruments	6,045.26	(1,153.56)	(965.25)	11,437.38	2,661.38
	Re-measurement gains/(losses) on defined benefit plans	(121.79)		29.37	(121.79)	29.37
	Tax on above items	(1,490.82)	290.33	235.54	(2,847.91)	(677.21)
	Sub Total (X)	4,432.65	(863.24)	(700.33)	8,467.68	2,013.55
XI	Total Comprehensive income for the period (IX+X)	8,165.77	1,795.85	657.80	18,745.53	8,070.69
XII	Paidup Equity Share Capital	1,716.48	1,716.48	1,716.48	1,716.48	1,716.48
XIII	Other Equity					
XIV	Earnings per Equity share					
	(a) Basic (Rs.)	21.75	15.49	7.91	59.88	35.29
	(b) Diluted (Rs.)	21.75	15.49	7.91	59.88	35.29



For Sree Rayalaseema Hi-Strength Hypo Ltd.

(T.G. BHARATH)
 Chairman & Managing Director

CONSOLIDATED BALANCE SHEET AS AT 31ST March, 2022

(All amounts in Lakhs, except otherwise stated)

Particulars	As at 31st March, 2022	As at 31st March, 2021
ASSETS		
Non-current assets		
Property, Plant and Equipment	12,214.59	10,161.44
Right-to-use assets on lease	736.13	856.55
Capital work-in-progress	4.54	44.49
Investment properties	-	2,375.00
Financial assets		
i) Investments	16,368.91	5,034.32
ii) Other financial assets	434.61	432.47
Deferred tax Asset (Net)	667.32	549.71
Other non-current assets	165.64	1,016.36
Total Non-current assets	30,591.75	20,470.34
Current assets		
Inventories	14,397.98	3,970.65
Financial assets		
i) Trade receivables	13,207.76	9,660.33
ii) Cash and cash equivalents	1,424.78	698.99
iii) Bank balances other than Cash and cash equivalents	9,915.73	13,167.75
iv) Loans	96.68	77.02
v) Other financial assets	35.53	287.86
Other current assets	9,104.19	3,564.14
Total Current assets	48,182.65	31,426.74
TOTAL ASSETS	78,774.40	51,897.08
EQUITY AND LIABILITIES		
Equity		
Equity Share capital	1,716.48	1,716.48
Other equity	55,311.70	37,081.11
Non Controlling Interest	2.91	-
Total Equity	57,031.09	38,797.59
Liabilities		
Non-current liabilities		
Financial liabilities		
i) Borrowings	47.46	51.10
ii) Others	127.99	177.99
iii) Lease Liability	794.41	845.16
Deferred Government grants	89.96	95.95
Provisions	208.56	84.27
Total Non-current liabilities	1,268.37	1,254.48
Current liabilities		
Financial liabilities		
i) Borrowings	1,862.90	6,065.17
ii) Trade payables	0.00	-
(A) total outstanding dues of micro enterprises and small enterprises; and	73.72	261.93
(B) total outstanding dues of creditors other than micro enterprises and small enterprises.	7,633.35	941.50
iii) Other financial liabilities	1,808.39	1,661.90
iv) Lease Liability	131.51	171.48
Other current liabilities	7,551.98	1,862.47
Provisions	319.99	94.84
Current tax liability (Net)	1,093.11	785.72
Total Current liabilities	20,474.95	11,845.01
TOTAL LIABILITIES	21,743.32	13,099.49
TOTAL EQUITY AND LIABILITIES	78,774.41	51,897.08



For Sree Rayalaseema Hi-Strength Hypo Ltd.

(T.G. BHARATH)
Chairman & Managing Director

Consolidated Cash flow statement for the period ended 31st March, 2022

(Amounts in Lakhs, except otherwise stated)

Particulars	Year ended 31st March 2022	Year ended 31st March 2021
Cash flow from operating activities		
Profit before tax	13,697.92	8,084.32
Profit before exceptional items and tax	13,697.92	8,084.32
Adjustments to reconcile profit before tax to net cash flows:		
Depreciation and amortisation expenses	1,922.72	5,060.75
Interest received	(444.72)	(396.21)
Interest paid	320.82	547.56
Interest expense due to amortisation of processing fees	-	1.95
Interest income & expenses due to amortisation of rent deposits	2.51	(9.12)
Income due to government grant recognised	(6.00)	(6.00)
Net (gains)/losses on FVTPL instruments	(399.75)	-
Operating profit before working capital changes	15,093.50	13,283.25
Working capital adjustments:		
Decrease)/Increase in trade payables	6,503.64	(1,295.79)
Decrease)/Increase in non-current financial liabilities	(50.00)	50.00
Decrease)/Increase in current financial liabilities	138.74	165.08
Decrease)/Increase in other current liabilities	5,692.60	(12.29)
Decrease)/Increase in short term provisions	225.14	(0.64)
Decrease)/Increase in long term provisions	2.49	15.57
Increase)/Decrease in non-current financial asset	(4.65)	(9.24)
Increase)/Decrease in other non-current assets	848.31	(7.04)
Increase)/Decrease in trade receivables	(3,547.44)	(1,457.31)
Increase)/Decrease in inventories	(10,427.33)	(299.82)
Increase)/Decrease in other current assets	(5,538.05)	303.45
Increase)/Decrease in financial assets	237.73	13.37
Cash generated from operating activities	9,174.68	10,748.60
Direct taxes paid (net)	(3,199.64)	(3,692.18)
Net cash flow from operating activities (A)	5,975.04	7,056.42
Cash flows from investing activities		
Dividend on Controlling Interest	2.91	-
Purchase of fixed assets, including CWIP	(1,440.50)	(2,044.18)
Purchase of investment	(2,372.08)	(1,200.16)
Interest received	440.78	396.21
Redemption/(Investment) of margin money deposit	3,296.10	(8,653.57)
Earmarked for dividend	(44.09)	(36.65)
Net cash flow from/ (used in) investing activities (B)	(116.88)	(11,538.35)
Cash flows from financing activities		
Interest paid	(240.07)	(458.94)
(Repayment)/Proceeds of long term borrowings	26.36	(43.28)
(Repayment)/Proceeds from short term borrowings	(4,232.27)	2,204.54
Dividend paid	(514.94)	(429.29)
(Repayment)/Proceeds of lease liability	(171.48)	(257.18)
Net cash flow from/ (used in) in financing activities (C)	(5,132.39)	1,015.85
Net increase/(decrease) in cash and cash equivalents (A + B + C)	725.79	(3,466.07)
Cash and cash equivalents at the beginning of the year	698.99	4,165.06
Cash and cash equivalents at the end of the year	1,424.78	698.99
Components of cash and cash equivalents		
Cash on hand	6.39	4.07
Balances with banks		
- in Current Account	1,418.39	694.93
Total cash and cash equivalents (Note 10)	1,424.78	698.99



For Sree Rayalaseema Hi-Strength Hypo Ltd.

(T.G. BHARATH)
Chairman & Managing Director

Segment wise revenue, results and Assets & Liabilities

SLNo.	Particulars	Quarter ended		Year Ended	
		1.03.2022	31.12.2021	31.03.2021	31.03.2022
		(Audited)	Un-Audited	(Audited)	(Audited)
1	Segment Revenue				
	Chemicals	23,178.89	23,236.47	16,085.71	79,183.23
	Trading	17,493.22	5,852.35	14,540.66	46,172.07
	Power Generation	1,388.21	1,005.49	1,550.93	4,696.83
	Unallocated	670.33	41.80	426.55	1,067.91
	Total	42,730.64	30,136.12	32,603.85	1,31,120.03
	Less: intersegment Revenue	(642.26)	(582.64)	(1,586.38)	(3,324.88)
	Net Sales/Income from Operations	42,088.39	29,553.47	31,017.47	1,27,795.15
2	Segment Results (Profit before Tax & Finance Cost)				
	Chemicals	2,953.96	4,094.57	1,156.46	10,904.39
	Trading	7,629.32	28.49	128.97	1,336.41
	Power Generation	1,63.14	79.97	64.85	710.03
	Unallocated	670.33	41.80	426.55	1,067.91
	Total	4,416.74	4,244.83	1,776.82	14,018.74
	Less: Interest (Net)	(35.77)	(137.22)	(39.47)	(320.82)
	Total Profit Before Tax	4,380.97	4,107.61	1,737.35	13,697.92
3	Segment Assets				
	Chemicals	52,888.46	48,638.57	42,078.09	52,888.46
	Trading	7,060.28	3,220.32	864.93	7,060.28
	Power Generation	2,406.79	9,910.24	3,903.85	2,406.79
	Others	16,384.91	720.86	5,045.32	16,384.91
	Total	78,740.45	56,490.00	51,892.19	78,740.45
4	Segment Liabilities				
	Chemicals	15,325.89	7,623.70	12,922.42	15,325.89
	Trading	6,381.03	-	153.42	6,381.03
	Power Generation	1.75	-	15.90	1.75
	Others	-	-	-	-
	Total	21,708.66	7,623.70	13,091.75	21,708.66
					13,091.75

Notes

- The above Consolidated Audited Financial Results for the fourth quarter / year ending March 31, 2022 were reviewed by the audit Committee and approved by the Board of Directors at their respective meetings held on May 30, 2022.
- The consolidated Financial results for the quarter and year ended includes financials of one Wholly Owned Subsidiary Company and one subsidiary company. The Company presently holds 24% in the share capital of M/s. M V Salts & Chemicals Private Limited but not considered for consolidation as per equity method in Ind AS-28
- The Board of Directors of parent company have recommended final dividend of Rs. 3.50 per share of Rs. 10/- each (35% on paid up Equity share capital) for financial year ended March 31, 2022 subject to members approval in the ensuing Annual General Meeting.
- The figures for the quarter ended March 31, 2022 and March 31, 2021 are the balancing figures between the audited figures in respect of the full financial year and unaudited published figures up to the third quarter for the respective years.
- The above financial results have been prepared in accordance with Indian Accounting Standards (Ind AS) notified under Companies (Indian Accounting Standards) Rules, 2015.
- The figures of the previous period have been rearranged / regrouped wherever necessary to make them comparable.

For Sree Rayalaseema Hi-Strength Hypo Limited

Sri T. G. Bharath
Chairman & Managing Director
DIN : 00125087



Date: 30th May 2022
Place: Kurnool.



INDEPENDENT AUDITOR'S REPORT

To
The Board of Directors Of
SreeRayalaseema HI-Strength Hypo Limited

Report on the audit of the Consolidated Financial Results

Opinion

We have audited the accompanying Statement of Consolidated Financial Results of SreeRayalaseema HI-Strength Hypo Limited (hereinafter referred to as 'Holding Company') and its wholly-owned subsidiary and Subsidiary (holding company and its subsidiaries together referred to as 'the Group') for the quarter and Year ended 31 March 2022 ('the Statement'), being submitted by the holding Company pursuant to the requirement of Regulation 33 of the SEBI (Listing Obligations and Disclosure Requirements) Regulations, 2015, as amended ('Listing Regulations').

In our opinion and to the best of our information and according to the explanations given to us, and based on the consideration of the reports of the other auditors on separate financial statements/ financial information of subsidiaries, the Statement:

- a. includes the results of two subsidiaries viz., (1) TGV Sodium &Electrolites private Limited (wholly-owned) and (2) TGV Metals and Chemicals Private Limited (by contrl)
- b. is presented in accordance with the requirements of Regulation 33 of the Listing Regulations as amended; and
- c. gives a true and fair view, in conformity with the applicable accounting standards, and other accounting principles generally accepted in India, of consolidated total comprehensive income (comprising of net [profit/loss] and other comprehensive income/ loss) and other financial information of the Group for the quarter and Year ended 31 March 2022.

Basis for Opinion

We conducted our audit in accordance with the Standards on Auditing (SAs) specified under section 143(10) of the Companies Act, 2013 (the Act). Our responsibilities under those Standards are further described in the Auditor's Responsibilities for the Audit of the Consolidated Financial Results section of our report. We are independent of the Group with the Code of Ethics issued by the Institute of Chartered Accountants of India ('ICAI') together with the ethical requirements that are relevant to our audit of the financial statements under the provisions of the Companies Act, 2013 and the Rules thereunder, and we have fulfilled our other ethical responsibilities in accordance with these requirements and the Code of Ethics. We believe that the audit evidence obtained by us and other auditors in terms of their reports referred to in "Other Matter" paragraph below, is sufficient and appropriate to provide a basis for our opinion.

Our opinion is not modified in respect of this matter.

EM



Management's Responsibilities for the Consolidated Financial Results

These quarterly financial results as well as the year to date statements are prepared on the basis of consolidated annual financial statements. The Holding Company's Board of Directors are responsible for the preparation and presentation of these consolidated financial results that give a true and fair view of the net profit/ loss and other comprehensive income and other financial information of the Group in accordance with the recognition and measurement principles laid down in Indian Accounting Standard 34, 'Interim Financial Reporting' prescribed under Section 133 of the Act read with relevant rules issued thereunder and other accounting principles generally accepted in India and in compliance with Regulation 33 of the Listing Regulations. The respective Board of Directors of the companies included in the Group are responsible for maintenance of adequate accounting records in accordance with the provisions of the Act for safeguarding of the assets of the Group and for preventing and detecting frauds and other irregularities; selection and application of appropriate accounting policies; making judgments and estimates that are reasonable and prudent; and the design, implementation and maintenance of adequate internal financial controls, that were operating effectively for ensuring accuracy and completeness of the accounting records, relevant to the preparation and presentation of the consolidated financial results that give a true and fair view and are free from material misstatement, whether due to fraud or error, which have been used for the purpose of preparation of the consolidated financial results by the Directors of the Holding Company, as aforesaid.

In preparing the consolidated financial results, the respective Board of Directors of the companies included in the Group are responsible for assessing the ability of the Group to continue as a going concern, disclosing, as applicable, matters related to going concern and using the going concern basis of accounting unless the respective Board of Directors either intends to liquidate the Group or to cease operations, or has no realistic alternative but to do so.

The respective Board of Directors of the companies included in the Group are responsible for overseeing the financial reporting process of the Group.

Auditor's Responsibilities for the Audit of the Consolidated Financial Results

Our objectives are to obtain reasonable assurance about whether the consolidated financial results as a whole are free from material misstatement, whether due to fraud or error, and to issue an auditor's report that includes our opinion. Reasonable assurance is a high level of assurance, but is not a guarantee that an audit conducted in accordance with SAs will always detect a material misstatement when it exists. Misstatements can arise from fraud or error and are considered material if, individually or in the aggregate, they could reasonably be expected to influence the economic decisions of users taken on the basis of these consolidated financial results.

As part of an audit in accordance with SAs, we exercise professional judgment and maintain professional skepticism throughout the audit. We also:

- Identify and assess the risks of material misstatement of the consolidated financial results, whether due to fraud or error, design and perform audit procedures responsive to those risks, and obtain audit evidence that is sufficient and appropriate to provide a basis for our opinion. The risk of not detecting a material misstatement resulting from fraud is higher than for one resulting from error, as fraud may involve collusion, forgery, intentional omissions, misrepresentations, or the override of internal control.

Em



- Obtain an understanding of internal control relevant to the audit in order to design audit procedures that are appropriate in the circumstances, but not for the purpose of expressing an opinion on the effectiveness of the company's internal control.
- Evaluate the appropriateness of accounting policies used and the reasonableness of accounting estimates and related disclosures made by the Board of Directors.
- Conclude on the appropriateness of the Board of Directors' use of the going concern basis of accounting and, based on the audit evidence obtained, whether a material uncertainty exists related to events or conditions that may cast significant doubt on the ability of the Group and its associates and jointly controlled entities to continue as a going concern. If we conclude that a material uncertainty exists, we are required to draw attention in our auditor's report to the related disclosures in the consolidated financial results or, if such disclosures are inadequate, to modify our opinion. Our conclusions are based on the audit evidence obtained up to the date of our auditor's report. However, future events or conditions may cause the Group and its associates and jointly controlled entities to cease to continue as a going concern.
- Evaluate the overall presentation, structure and content of the consolidated financial results, including the disclosures, and whether the consolidated financial results represent the underlying transactions and events in a manner that achieves fair presentation.
- Obtain sufficient appropriate audit evidence regarding the financial results/financial information of the entities within the Group to express an opinion on the consolidated financial results. We are responsible for the direction, supervision and performance of the audit of financial information of such entities included in the consolidated financial results of which we are the independent auditors. For the other entities included in the consolidated financial results, which have been audited by other auditors, such other auditors remain responsible for the direction, supervision and performance of the audits carried out by them. We remain solely responsible for our audit opinion.

We communicate with those charged with governance of the Holding Company and such other entities included in the consolidated financial results of which we are the independent auditors regarding, among other matters, the planned scope and timing of the audit and significant audit findings, including any significant deficiencies in internal control that we identify during our audit.

We also provide those charged with governance with a statement that we have complied with relevant ethical requirements regarding independence, and to communicate with them all relationships and other matters that may reasonably be thought to bear on our independence, and where applicable, related safeguards.

We also performed procedures in accordance with the Circular No. CIR/CFD/CMD1/44/2019 dated March 29, 2019 issued by the SEBI under Regulation 33(8) of the Listing Regulations, as amended, to the extent applicable.

[Handwritten Signature]



Other Matters

The consolidated Financial Results include the audited Financial Results of two subsidiaries, whose Financial Statements/Financial Results/ financial information reflect total assets of Rs. 49.96 lakhs as at March 31,2022;1.53 Lakhs revenue for the quarter and year endedrespectively and total comprehensive loss(net) of Rs.2.84 lakhs and net cashflow of Rs. 3.22 lakhs for the quarter and year ended respectively as considered in the consolidated Financial Results, which have been audited by the other independent auditor. The independent auditors'reports on interim Financial Statements/Financial Results/Financial Information of the entity have been furnished to us and our opinion on the consolidated Financial Results, in so far as it relates to the amounts and disclosures included in respect of the entity is based solely on the report of such auditors and the procedures performed by us are as stated in paragraph above.


Our opinion on the consolidated Financial Results is not modified in respect of the above matters with respect to our reliance on the work done and the reports of the other auditors and the Financial Results/financial information certified by the Board of Directors.

The consolidated annual financial results include the results for the quarter ended March31,2022 being the balancing figures between the audited figures in respect of the full financial year and the publishedunaudited year to date figures up to the third quarter of the current financial year.


Place :Kurnool

Date :May 30,2022

UDIN: 22025266AJXUEE5211



For T. ADINARAYANA & CO.
Chartered Accountants
Firm Regn.No.0000418


Y.P. RAO B.Com, F.CA
Partner - (M.No: 025266)

Dt: 30th May.2022

To BSE Limited 25 th Floor, Phiroze Jeejeebhoy Towers Dalal Street MUMBAI - 400001 Scrip Code : 532842	To The National Stock Exchange Of India Ltd Exchange Plaza Bandra Kurla Complex, Bandra (East) MUMBAI - 400051 Scrip Code: SRHHYPOLTD
--	--

Dear Sir

Sub: Submission of declaration on Auditors Report with unmodified opinion
under Regulation 33(3) of SEBI(LODR) Regulations, 2015

We hereby declare in accordance with Regulation 33(3) of SEBI (Listing Obligation and Disclosure Requirements) Regulations, 2015 that M/s T.Adinarayana & Co., Chartered Accountants (Registration No 000041S) , Statutory Auditors of Company have issued an Audit Report with **Unmodified Opinion** on Standalone and Consolidated Audited Financial Results of the Company for the quarter and financial year ended March 31, 2022.

Kindly take the above information on your records.

Thanking you

Yours Faithfully
For Sree Rayalaseema Hi-Strength Hypo Limited



Iftekhar Ahmed
Chief Financial Officer