

# WELTER SECURITIES LIMITED

Corp. Office: 303, Himland House, D-5, Karampura Commercial Complex, New Delhi – 110015

CIN: L65993WB1990PLC048314

E-mail: gopaltg@gmail.com

---

17<sup>th</sup> August, 2021

Listing Department  
BSE Ltd.  
Phiroze Jeejeebhoy Towers  
Dalal Street  
Mumbai – 400001

Company Code : 506022

Listing Department  
National Stock Exchange of India Ltd  
Exchange Plaza, 5th Floor, Plot No. C/1  
G Block, Bandra-Kurla Complex,  
Bandra (E), Mumbai - 400051

Company Symbol : PRAKASH

Reg : Disclosure under Regulation 31 of Securities and Exchange Board of India  
(Substantial Acquisition of Shares and Takeovers) Regulations, 2011

Sub : Intimation regarding release of equity shares of Prakash Industries Ltd.

Dear Sir,

In terms of the provisions of Regulation 31 of the SEBI (Substantial Acquisition of Shares and Takeovers) Regulations, 2011, we being Promoter group of Prakash Industries Limited hereby enclosing the details of shares released from encumbrance / pledge in the prescribed format.

This is for your kind information and record please.

Thanking you,

Yours faithfully,  
For Welter Securities Limited



Authorised Signatory

Encl : (2) as above

CC To :

Prakash Industries Ltd.  
15 Km. Stone, Delhi Road,  
Hissar -- 125044

---

**Regd. Off. : 91, Netaji Subhash Road, Kolkata – 700001**

**Disclosure by the Promoter(s) to the stock exchanges and to the Target Company for encumbrance of shares / invocation of encumbrance/ release of encumbrance, in terms of Regulation 31(1) and 31(2) of SEBI (Substantial Acquisition of Shares and Takeovers) Regulation, 2011**

Name of the Target Company(TC)		PRAKASH INDUSTRIES LIMITED											
Names of the Stock Exchanges where the shares of the target company are listed		BSE Ltd. & National Stock Exchange of India Ltd.											
Date of reporting		17 August 2021											
Name of the promoter or PAC on whose shares encumbrance has been created/ released/invoked		Welter Securities Ltd											
Details of the creation of encumbrance :													
Name of the promoter(s) or PACs with him	Promoter holding in the target company (1)		Promoter holding already encumbered (2)		Details of events pertaining to encumbrance (3)					Post event holding of encumbered shares			
	No. of shares	% of total share capital	No. of shares	% of total share capital	Type event (creation/ release/ invocation)	Date of creation/ invocation/ release of encumbrance	Type of encumbrance (pledge/ lien/ non disposal of non undertaking/ others)	Reasons for encumbrance	No. shares	% of total share capital	Name of the entity in whose favour shares encumbered	No. shares	% of total share capital
Welter Securities Ltd. *	5006666	2.80	4736600	2.64	Release	13.08.2021	Pledge	Third Party Pledge	-4550000	-2.54	Kotak Mahindra Bank Ltd.	186600	0.10

For: Welter Securities Ltd  
  
 Authorised Signatory

Place : New Delhi  
 Date : 17.08.2021

\* The details of encumbrances of residual promoters as on 06.08.2021 enclosed herewith as Annexure 1 is an extract of the data available of the Target Company

**PRAKASH INDUSTRIES LIMITED**  
**Details of encumbrance of residual promoters as on 06.08.2021**

Sr. No.	Name of the Shareholder	Total shares held		Shares pledged or otherwise encumbered	
		No. of shares held	As a % of total share capital	No. of shares held	As a % of total share capital
1	SHRI V.P. AGARWAL	16268907	9.08	0	0.00
2	V.P. AGARWAL (HUF)	2208644	1.23	229389	0.13
3	SMT. MOHINI AGARWAL	1019856	0.57	1019856	0.57
4	SHRI VIKRAM AGARWAL	406500	0.23	406500	0.23
5	SHRI KANHA AGARWAL	18540	0.01	18540	0.01
6	AIRCON TRADEX PVT. LTD.	96000	0.05	96000	0.05
7	AMBROSIA COMMERCE PVT. LTD.	1936500	1.08	1936500	1.08
8	DHRUV COMMERCE PVT. LTD.	314500	0.18	314500	0.18
9	ESSENTIAL ELECTRONICS PVT. LTD.	597300	0.33	597300	0.33
10	EVERSHINE MERCANTILE PVT. LTD.	1621700	0.91	1621700	0.91
11	EXCEL FINCAP PVT. LTD.	102135	0.06	102100	0.06
12	FOCUS SECURITIES & CREDITS PVT. LTD.	1460000	0.82	1460000	0.82
13	FOUR WINGS MARKETING PVT. LTD.	101700	0.06	101700	0.06
14	GMK BUILDERS PVT. LTD.	8164800	4.56	4846150	2.71
15	GOEL CONTAINERS PVT. LTD.	1378682	0.77	1278682	0.71
16	HISSAR TUBES PVT. LTD.	780000	0.44	780000	0.44
17	HI-TECH MERCANTILE (INDIA) PVT. LTD.	2720695	1.52	2720695	1.52
18	NEW ERA COMMERCE & SECURITIES PVT. LTD.	215985	0.12	215900	0.12
19	OCEAN ISPAT PVT. LTD.	300000	0.17	300000	0.17
20	PAREEK OVERSEAS PVT. LTD.	823060	0.35	392618	0.22
21	PRAKASH CAPITAL SERVICES LTD.	1508467	0.84	1508400	0.84
22	PRAKASH INDUSTRIAL FINANCE LTD.	904950	0.51	904950	0.51
23	PREMIER FINCAP PVT. LTD.	793000	0.44	793000	0.44
24	PRIMENET GLOBAL LTD.	2470500	1.38	2456500	1.37
25	PRIME MERCANTILE PVT. LTD.	3701470	2.07	1460200	0.82
26	PROSPERO SECURITIES PVT. LTD.	515800	0.29	515800	0.29
27	ROURKELA STEEL PVT. LTD.	790633	0.44	790633	0.44
28	SAMYAK SECURITIES PVT. LTD.	1500000	0.84	1500000	0.84
29	SHREE LABH LAKSHMI CAPITAL SERVICES PVT. LTD.	2311471	1.29	2262871	1.26
30	STYLE LEASING & FINANCE PVT. LTD.	1114400	0.62	1114400	0.62
31	SUNVIN TRADING & INVESTMENT PVT. LTD.	242312	0.14	242312	0.14
32	TECHDRIVE SOFTWARE LTD	562550	0.31	0	0.00
33	TOOLS INDIA PVT. LTD.	900900	0.50	900900	0.50
34	UNITY MERCANTILE PVT. LTD.	251575	0.14	251500	0.14
35	VANSHI FARMS PVT. LTD.	3157900	1.76	3157900	1.76
36	VISION MERCANTILE PVT. LTD.	1866754	1.04	1866700	1.04
37	CHAIBASA STEEL LLP	250000	0.14	250000	0.14
38	DHRUV COMMERCE LLP	1467000	0.82	560000	0.31
39	ESSENTIAL ELECTRONICS LLP	302100	0.17	302100	0.17
40	EVERSHINE MERCANTILE LLP	300000	0.17	300000	0.17
41	FOUR WINGS MARKETING LLP	300000	0.17	300000	0.17
42	HISSAR TUBES LLP	570012	0.32	570012	0.32
43	PREMIER FINCAP LLP	450480	0.25	450480	0.25
44	ROURKELA STEEL LLP	636500	0.36	0	0.00
45	SHIKHA MERCANTILE LLP	70600	0.04	70600	0.04
46	SPRING MERCANTILE LLP	500	0.00	0	0.00
47	SUNVIN TRADING & INVESTMENT LLP	1007888	0.56	910000	0.51
48	SUVARNA MARKETING LLP	95000	0.05	95000	0.05
	<b>TOTAL</b>	<b>68378066</b>	<b>38.18</b>	<b>41972388</b>	<b>23.44</b>

# Shree Labh Lakshmi Capital Services Pvt. Ltd.

Corp. Office: 303, Himland House, D-5, Karampura Commercial Complex,

New Delhi-110015

CIN NO. U74899PB1994PTC052206

E-mail: gopaltg@gmail.com

---

17<sup>th</sup> August, 2021

Listing Department  
BSE Ltd.  
Phiroze Jeejeebhoy Towers  
Dalal Street  
Mumbai – 400001

Listing Department  
National Stock Exchange of India Ltd  
Exchange Plaza, 5th Floor, Plot No. C/1  
G Block, Bandra-Kurla Complex,  
Bandra (E), Mumbai - 400051

Company Code : 506022

Company Symbol : PRAKASH

Reg : Disclosure under Regulation 31 of Securities and Exchange Board of India  
(Substantial Acquisition of Shares and Takeovers) Regulations, 2011

Sub : Intimation regarding release of equity shares of Prakash Industries Ltd.


Dear Sir,

In terms of the provisions of Regulation 31 of the SEBI (Substantial Acquisition of Shares and Takeovers) Regulations, 2011, we being Promoter group of Prakash Industries Limited hereby enclosing the details of shares released from encumbrance / pledge in the prescribed format.

This is for your kind information and record please.

Thanking you,

Yours faithfully,  
For Shree Labh Lakshmi Capital Services Private Limited



Authorised Signatory

Encl : (2) as above

CC To :

Prakash Industries Ltd.  
15 Km. Stone, Delhi Road,  
Hissar – 125044

---

**Regd. Office: Darjiyan Wali Gali, Rayya, Teh.- Baba Bakala, Amritsar (PB) 143112**

**Disclosure by the Promoter(s) to the stock exchanges and to the Target Company for encumbrance of shares / invocation of encumbrance/ release of encumbrance, in terms of Regulation 31(1) and 31(2) of SEBI (Substantial Acquisition of Shares and Takeovers) Regulation, 2011**

Name of the Target Company(TC)		PRAKASH INDUSTRIES LIMITED											
Names of the Stock Exchanges where the shares of the target company are listed		BSE Ltd. & National Stock Exchange of India Ltd.											
Date of reporting		17 August 2021											
Name of the promoter or PAC on whose shares encumbrance has been created/ released/invoked		SHREE LABH LAKSHMI CAPITAL SERVICES PVT LTD											
Details of the creation of encumbrance :													
Name of the promoter(s) or PACs with whom		Promoter holding in the target company (1)		Promoter holding already encumbered (2)		Details of events pertaining to encumbrance (3)						Post event holding of encumbered shares	
No. of shares	% of total share capital	No. of shares	% of total share capital	Type of event (creation/ release/ invocation)	Date of creation/ invocation/ release/ encumbrance	Type of encumbrance (pledge/ lien/ release of non disposing/ undetaking/ others)	Reasons for encumbrance	No. of shares	% of total share capital	Name of the entity in whose favour shares are encumbered	No. of shares	% of total share capital	
2311471	1.29	2262871	1.26	Release	13.08.2021	Pledge	Third Party Pledge	-1769000	-0.99	Kotak Mahindra Bank Ltd.	493871	0.28	

For SHREE LABH LAKSHMI CAPITAL SERVICES PVT LTD.

Authorised Signatory

Place : New Delhi  
Date : 17.08.2021

\* The details of encumbrances of residual promoters as on 06.08.2021 enclosed herewith as Annexure 1 is an extract of the data available of the Target Company

**PRAKASH INDUSTRIES LIMITED**  
**Details of encumbrance of residual promoters as on 06.08.2021**

Sr. No.	Name of the Shareholder	Total shares held		Shares pledged or otherwise encumbered	
		No. of shares held	As a % of total share capital	No. of shares held	As a % of total share capital
1	SHRI V.P. AGARWAL	16268907	9.08	0	0.00
2	V.P. AGARWAL (HUF)	2208644	1.23	229389	0.13
3	SMT. MOHINI AGARWAL	1019856	0.57	1019856	0.57
4	SHRI VIKRAM AGARWAL	406500	0.23	406500	0.23
5	SHRI KANHA AGARWAL	18540	0.01	18540	0.01
6	AIRCON TRADEX PVT. LTD.	96000	0.05	96000	0.05
7	AMBROSIA COMMERCE PVT. LTD.	1936500	1.08	1936500	1.08
8	DHRUV COMMERCE PVT. LTD.	314500	0.18	314500	0.18
9	ESSENTIAL ELECTRONICS PVT. LTD.	597300	0.33	597300	0.33
10	EVERSHINE MERCANTILE PVT. LTD.	1621700	0.91	1621700	0.91
11	EXCEL FINCAP PVT. LTD.	102135	0.06	102100	0.06
12	FOCUS SECURITIES & CREDITS PVT. LTD.	1460000	0.82	1460000	0.82
13	FOUR WINGS MARKETING PVT. LTD.	101700	0.06	101700	0.06
14	GMK BUILDERS PVT. LTD.	8164800	4.56	4846150	2.71
15	GOEL CONTAINERS PVT. LTD.	1378682	0.77	1278682	0.71
16	HISSAR TUBES PVT. LTD.	780000	0.44	780000	0.44
17	HI-TECH MERCANTILE (INDIA) PVT. LTD.	2720695	1.52	2720695	1.52
18	NEW ERA COMMERCE & SECURITIES PVT. LTD.	215985	0.12	215900	0.12
19	OCEAN ISPAT PVT. LTD.	300000	0.17	300000	0.17
20	PAREEK OVERSEAS PVT. LTD.	623060	0.35	392618	0.22
21	PRAKASH CAPITAL SERVICES LTD.	1508467	0.84	1508400	0.84
22	PRAKASH INDUSTRIAL FINANCE LTD.	904950	0.51	904950	0.51
23	PREMIER FINCAP PVT. LTD.	793000	0.44	793000	0.44
24	PRIMENET GLOBAL LTD.	2470500	1.38	2456500	1.37
25	PRIME MERCANTILE PVT. LTD.	3701470	2.07	1460200	0.82
26	PROSPERO SECURITIES PVT. LTD.	515800	0.29	515800	0.29
27	ROURKELA STEEL PVT. LTD.	790633	0.44	790633	0.44
28	SAMYAK SECURITIES PVT. LTD.	1500000	0.84	1500000	0.84
29	STYLE LEASING & FINANCE PVT. LTD.	1114400	0.62	1114400	0.62
30	SUNVIN TRADING & INVESTMENT PVT. LTD.	242312	0.14	242312	0.14
31	TECHDRIVE SOFTWARE LTD	562550	0.31	0	0.00
32	TOOLS INDIA PVT. LTD.	900900	0.50	900900	0.50
33	UNITY MERCANTILE PVT. LTD.	251575	0.14	251500	0.14
34	VANSHI FARMS PVT. LTD.	3157900	1.76	3157900	1.76
35	VISION MERCANTILE PVT. LTD.	1866754	1.04	1866700	1.04
36	WELTER SECURITIES LTD.	5006666	2.80	4736600	2.64
37	CHAIBASA STEEL LLP	250000	0.14	250000	0.14
38	DHRUV COMMERCE LLP	1467000	0.82	560000	0.31
39	ESSENTIAL ELECTRONICS LLP	302100	0.17	302100	0.17
40	EVERSHINE MERCANTILE LLP	300000	0.17	300000	0.17
41	FOUR WINGS MARKETING LLP	300000	0.17	300000	0.17
42	HISSAR TUBES LLP	570012	0.32	570012	0.32
43	PREMIER FINCAP LLP	450480	0.25	450480	0.25
44	ROURKELA STEEL LLP	636500	0.36	0	0.00
45	SHIKHA MERCANTILE LLP	70600	0.04	70600	0.04
46	SPRING MERCANTILE LLP	500	0.00	0	0.00
47	SUNVIN TRADING & INVESTMENT LLP	1007688	0.56	910000	0.51
48	SUVARNA MARKETING LLP	95000	0.05	95000	0.05
	<b>TOTAL</b>	<b>71073261</b>	<b>39.69</b>	<b>44446117</b>	<b>24.82</b>

# DHRUV COMMERCE PVT. LTD.

CIN: U74899DL1994PTC058763

Head. Office : 303, Himland House, D-5 Karampura Commercial Complex,  
New Delhi – 110015.

CIN NO. U74899DL1994PTC058763

17<sup>th</sup> August, 2021

Listing Department  
BSE Ltd.  
Phiroze Jeejeebhoy Towers  
Dalal Street  
Mumbai – 400001

Listing Department  
National Stock Exchange of India Ltd  
Exchange Plaza, 5th Floor, Plot No. C/1  
G Block, Bandra-Kurla Complex,  
Bandra (E), Mumbai - 400051

Company Code : 506022

Company Symbol : PRAKASH

Reg : Disclosure under Regulation 31 of Securities and Exchange Board of India  
(Substantial Acquisition of Shares and Takeovers) Regulations, 2011

Sub : Intimation regarding release of equity shares of Prakash Industries Ltd.


Dear Sir,

In terms of the provisions of Regulation 31 of the SEBI (Substantial Acquisition of Shares and Takeovers) Regulations, 2011, we being Promoter group of Prakash Industries Limited hereby enclosing the details of shares released from encumbrance / pledge in the prescribed format.

This is for your kind information and record please.

Thanking you,

Yours faithfully,  
For Dhruv Commerce Private Limited

  
Authorised Signatory

Encl : (2) as above

CC To :

Prakash Industries Ltd.  
15 Km. Stone, Delhi Road,  
Hissar – 125044

**Disclosure by the Promoter(s) to the stock exchanges and to the Target Company for encumbrance of shares / invocation of encumbrance/ release of encumbrance, in terms of Regulation 31(1) and 31(2) of SEBI (Substantial Acquisition of Shares and Takeovers) Regulation, 2011**

Name of the Target Company(TC)		PRAKASH INDUSTRIES LIMITED											
Names of the Stock Exchanges where the shares of the target company are listed		BSE Ltd. & National Stock Exchange of India Ltd.											
Date of reporting		17 August 2021											
Name of the promoter or PAC on whose shares encumbrance has been created/ released/invoked		DHRUV COMMERCE PVT LTD											
Details of the creation of encumbrance :													
Name of the promoter(s) or PACs with whom	Promoter holding in the target company (1)		Promoter holding already encumbered (2)		Details of events pertaining to encumbrance (3)					Post event holding of encumbered shares			
	No. of shares	% of total share capital	No. of shares	% of total share capital	Type of event (creation/ release/ invocation)	Date of creation/ invocation/ release of encumbrance	Type of encumbrance (pledge/ lien/ non disposal of non undertaking/ others)	Reasons for encumbrance	No. of shares	% of total share capital	Name of the entity in whose favour shares encumbered	No. of shares	% of total share capital
DHRUV COMMERCE PVT LTD *	314500	0.18	314500	0.18	Release	13.08.2021	Pledge	Third Party Pledge	-14000	-0.01	Kotak Mahindra Bank Ltd.	300500	0.17

for DHRUV COMMERCE PVT LTD

  
Authorised Signatory

Place : New Delhi  
Date : 17.08.2021

\* The details of encumbrances of residual promoters as on 06.08.2021 enclosed herewith as Annexure 1 is an extract of the data available of the Target Company



**PRAKASH INDUSTRIES LIMITED**  
**Details of encumbrance of residual promoters as on 06.08.2021**

Sr. No.	Name of the Shareholder	Total shares held		Shares pledged or otherwise encumbered	
		No. of shares held	As a % of total share capital	No. of shares held	As a % of total share capital
1	SHRI V.P. AGARWAL	16288907	9.08	0	0.00
2	V.P. AGARWAL (HUF)	2208644	1.23	229389	0.13
3	SMT. MOHINI AGARWAL	1019856	0.57	1019856	0.57
4	SHRI VIKRAM AGARWAL	406500	0.23	406500	0.23
5	SHRI KANHA AGARWAL	18540	0.01	18540	0.01
6	AIRCON TRADEX PVT. LTD.	96000	0.05	96000	0.05
7	AMBROSIA COMMERCE PVT. LTD.	1936500	1.08	1936500	1.08
8	ESSENTIAL ELECTRONICS PVT. LTD.	597300	0.33	597300	0.33
9	EVERSHINE MERCANTILE PVT. LTD.	1621700	0.91	1621700	0.91
10	EXCEL FINCAP PVT. LTD.	102135	0.06	102100	0.06
11	FOCUS SECURITIES & CREDITS PVT. LTD.	1460000	0.82	1460000	0.82
12	FOUR WINGS MARKETING PVT. LTD.	101700	0.06	101700	0.06
13	GMK BUILDERS PVT. LTD.	8164800	4.56	4846150	2.71
14	GOEL CONTAINERS PVT. LTD.	1378682	0.77	1278682	0.71
15	HISSAR TUBES PVT. LTD.	780000	0.44	780000	0.44
16	HI-TECH MERCANTILE (INDIA) PVT. LTD.	2720695	1.52	2720695	1.52
17	NEW ERA COMMERCE & SECURITIES PVT. LTD.	215985	0.12	215900	0.12
18	OCEAN ISPAT PVT. LTD.	300000	0.17	300000	0.17
19	PAREEK OVERSEAS PVT. LTD.	623060	0.35	392618	0.22
20	PRAKASH CAPITAL SERVICES LTD.	1508467	0.84	1508400	0.84
21	PRAKASH INDUSTRIAL FINANCE LTD.	904950	0.51	904950	0.51
22	PREMIER FINCAP PVT. LTD.	793000	0.44	793000	0.44
23	PRIMENET GLOBAL LTD.	2470500	1.38	2456500	1.37
24	PRIME MERCANTILE PVT. LTD.	3701470	2.07	1460200	0.82
25	PROSPERO SECURITIES PVT. LTD.	515800	0.29	515800	0.29
26	ROURKELA STEEL PVT. LTD.	790633	0.44	790633	0.44
27	SAMYAK SECURITIES PVT. LTD.	1500000	0.84	1500000	0.84
28	SHREE LABH LAKSHMI CAPITAL SERVICES PVT. LTD.	2311471	1.29	2262871	1.26
29	STYLE LEASING & FINANCE PVT. LTD.	1114400	0.62	1114400	0.62
30	SUNVIN TRADING & INVESTMENT PVT. LTD.	242312	0.14	242312	0.14
31	TECHDRIVE SOFTWARE LTD	562550	0.31	0	0.00
32	TOOLS INDIA PVT. LTD.	900900	0.50	900900	0.50
33	UNITY MERCANTILE PVT. LTD.	251575	0.14	251500	0.14
34	VANSHI FARMS PVT. LTD.	3157900	1.76	3157900	1.76
35	VISION MERCANTILE PVT. LTD.	1866754	1.04	1866700	1.04
36	WELTER SECURITIES LTD.	5006666	2.80	4736600	2.64
37	CHAIBASA STEEL LLP	250000	0.14	250000	0.14
38	DHRUV COMMERCE LLP	1467000	0.82	560000	0.31
39	ESSENTIAL ELECTRONICS LLP	302100	0.17	302100	0.17
40	EVERSHINE MERCANTILE LLP	300000	0.17	300000	0.17
41	FOUR WINGS MARKETING LLP	300000	0.17	300000	0.17
42	HISSAR TUBES LLP	570012	0.32	570012	0.32
43	PREMIER FINCAP LLP	450480	0.25	450480	0.25
44	ROURKELA STEEL LLP	636500	0.36	0	0.00
45	SHIKHA MERCANTILE LLP	70600	0.04	70600	0.04
46	SPRING MERCANTILE LLP	500	0.00	0	0.00
47	SUNVIN TRADING & INVESTMENT LLP	1007688	0.56	910000	0.51
48	SUVARNA MARKETING LLP	95000	0.05	95000	0.05
	<b>TOTAL</b>	<b>73070232</b>	<b>40.80</b>	<b>46394488</b>	<b>25.91</b>

# FOCUS SECURITIES & CREDITS PVT.LTD.

Regd. Office: N, 3rd Floor, Old Delhi Road, Golden Jubilee Plaza, Gurgaon-122001

CIN: U74899HR1993PTC041358

E-mail: nkchaturvedi1960@gmail.com

---

17<sup>th</sup> August, 2021

Listing Department  
BSE Ltd.  
Phiroze Jeejeebhoy Towers  
Dalal Street  
Mumbai – 400001

Listing Department  
National Stock Exchange of India Ltd  
Exchange Plaza, 5th Floor, Plot No. C/1  
G Block, Bandra-Kurla Complex,  
Bandra (E), Mumbai - 400051

Company Code : 506022

Company Symbol : PRAKASH

Reg : Disclosure under Regulation 31 of Securities and Exchange Board of India  
(Substantial Acquisition of Shares and Takeovers) Regulations, 2011

Sub : Intimation regarding release of equity shares of Prakash Industries Ltd.

Dear Sir,

In terms of the provisions of Regulation 31 of the SEBI (Substantial Acquisition of Shares and Takeovers) Regulations, 2011, we being Promoter group of Prakash Industries Limited hereby enclosing the details of shares released from encumbrance / pledge in the prescribed format.

This is for your kind information and record please.

Thanking you,

Yours faithfully,  
For Focus Securities & Credits Private Limited



Authorised Signatory

Encl : (2) as above


CC To :

Prakash Industries Ltd.  
15 Km. Stone, Delhi Road,  
Hissar – 125044

**Disclosure by the Promoter(s) to the stock exchanges and to the Target Company for encumbrance of shares / invocation of encumbrance/ release of encumbrance, in terms of Regulation 31(1) and 31(2) of SEBI (Substantial Acquisition of Shares and Takeovers) Regulation, 2011**

Name of the Target Company(TC)		PRAKASH INDUSTRIES LIMITED											
Names of the Stock Exchanges where the shares of the target company are listed		BSE Ltd. & National Stock Exchange of India Ltd.											
Date of reporting		17 August 2021											
Name of the promoter or PAC on whose shares encumbrance has been created/ released/invoked		Focus Securities and Credits Pvt Ltd											
Details of the creation of encumbrance :													
Name of the promoter(s) or PACs with him	Promoter holding in the target company (1)			Promoter holding already encumbered (2)			Details of events pertaining to encumbrance (3)					Post event holding of encumbered shares	
	No. of shares	% of share capital	No. of shares	% of share capital	Type of event (creation/ release/ invocation)	Date of creation/ invocation/ release of encumbrance	Type of encumbrance (pledge/ lien/ non disposal of others)	Reasons for encumbrance	No. of shares	% of share capital	Name of the entity whose favour shares encumbered	No. of shares	% of share capital
Focus Securities and Credits Pvt. Ltd.	1460000	0.82	1460000	0.82	Release	13.08.2021	Pledge	Third Party Pledge	-35000	-0.02	Kotak Mahindra Bank Ltd.	1425000	0.80

for Focus Securities and Credits Pvt Ltd

  
Authorised Signatory

Place : Gurugaon  
Date : 17.08.2021

\* The details of encumbrances of residual promoters as on 06.08.2021 enclosed herewith as Annexure 1 is an extract of the data available of the Target Company

**PRAKASH INDUSTRIES LIMITED**  
**Details of encumbrance of residual promoters as on 06.08.2021**

Sr. No.	Name of the Shareholder	Total shares held		Shares pledged or otherwise encumbered	
		No. of shares held	As a % of total share capital	No. of shares held	As a % of total share capital
1	SHRI V.P. AGARWAL	16268907	9.08	0	0.00
2	V.P. AGARWAL (HUF)	2208644	1.23	229389	0.13
3	SMT. MOHINI AGARWAL	1019856	0.57	1019856	0.57
4	SHRI VIKRAM AGARWAL	406500	0.23	406500	0.23
5	SHRI KANHA AGARWAL	18540	0.01	18540	0.01
6	AIRCON TRADEX PVT. LTD.	96000	0.05	96000	0.05
7	AMBROSIA COMMERCE PVT. LTD.	1936500	1.08	1936500	1.08
8	DHRUV COMMERCE PVT. LTD.	314500	0.18	314500	0.18
9	ESSENTIAL ELECTRONICS PVT. LTD.	597300	0.33	597300	0.33
10	EVERSHINE MERCANTILE PVT. LTD.	1621700	0.91	1621700	0.91
11	EXCEL FINCAP PVT. LTD.	102135	0.06	102100	0.06
12	FOUR WINGS MARKETING PVT. LTD.	101700	0.06	101700	0.06
13	GMK BUILDERS PVT. LTD.	8164800	4.56	4846150	2.71
14	GOEL CONTAINERS PVT. LTD.	1378682	0.77	1278682	0.71
15	HISSAR TUBES PVT. LTD.	780000	0.44	780000	0.44
16	HI-TECH MERCANTILE (INDIA) PVT. LTD.	2720695	1.52	2720695	1.52
17	NEW ERA COMMERCE & SECURITIES PVT. LTD.	215985	0.12	215900	0.12
18	OCEAN ISPAT PVT. LTD.	300000	0.17	300000	0.17
19	PAREEK OVERSEAS PVT. LTD.	623060	0.35	392618	0.22
20	PRAKASH CAPITAL SERVICES LTD.	1508467	0.84	1508400	0.84
21	PRAKASH INDUSTRIAL FINANCE LTD.	904950	0.51	904950	0.51
22	PREMIER FINCAP PVT. LTD.	793000	0.44	793000	0.44
23	PRIMENET GLOBAL LTD.	2470500	1.38	2456500	1.37
24	PRIME MERCANTILE PVT. LTD.	3701470	2.07	1460200	0.82
25	PROSPERO SECURITIES PVT. LTD.	515800	0.29	515800	0.29
26	ROURKELA STEEL PVT. LTD.	790633	0.44	790633	0.44
27	SAMYAK SECURITIES PVT. LTD.	1500000	0.84	1500000	0.84
28	SHREE LABH LAKSHMI CAPITAL SERVICES PVT. LTD.	2311471	1.29	2262871	1.26
29	STYLE LEASING & FINANCE PVT. LTD.	1114400	0.62	1114400	0.62
30	SUNVIN TRADING & INVESTMENT PVT. LTD.	242312	0.14	242312	0.14
31	TECHDRIVE SOFTWARE LTD	582550	0.31	0	0.00
32	TOOLS INDIA PVT. LTD.	900900	0.50	900900	0.50
33	UNITY MERCANTILE PVT. LTD.	251575	0.14	251500	0.14
34	VANSHI FARMS PVT. LTD.	3157900	1.76	3157900	1.76
35	VISION MERCANTILE PVT. LTD.	1866754	1.04	1866700	1.04
36	WELTER SECURITIES LTD.	5006666	2.80	4736600	2.64
37	CHAIBASA STEEL LLP	250000	0.14	250000	0.14
38	DHRUV COMMERCE LLP	1467000	0.82	560000	0.31
39	ESSENTIAL ELECTRONICS LLP	302100	0.17	302100	0.17
40	EVERSHINE MERCANTILE LLP	300000	0.17	300000	0.17
41	FOUR WINGS MARKETING LLP	300000	0.17	300000	0.17
42	HISSAR TUBES LLP	570012	0.32	570012	0.32
43	PREMIER FINCAP LLP	450480	0.25	450480	0.25
44	ROURKELA STEEL LLP	636500	0.36	0	0.00
45	SHIKHA MERCANTILE LLP	70600	0.04	70600	0.04
46	SPRING MERCANTILE LLP	500	0.00	0	0.00
47	SUNVIN TRADING & INVESTMENT LLP	1007688	0.56	910000	0.51
48	SUVARNA MARKETING LLP	95000	0.05	95000	0.05
	<b>TOTAL</b>	<b>71924732</b>	<b>40.16</b>	<b>45248988</b>	<b>25.27</b>

*R Gupta*

# GMK Builders Pvt. Ltd.

Corp. Office: 303, Himland House, D-5, Karampura Commercial Complex, New Delhi-110015.

CIN: U74899PB1989PTC053067

E-mail: gopaltg@gmail.com

---

17<sup>th</sup> August, 2021

Listing Department  
BSE Ltd.  
Phiroze Jeejeebhoy Towers  
Dalal Street  
Mumbai – 400001

Listing Department  
National Stock Exchange of India Ltd  
Exchange Plaza, 5th Floor, Plot No. C/1  
G Block, Bandra-Kurla Complex,  
Bandra (E), Mumbai - 400051

Company Code : 506022

Company Symbol : PRAKASH

Reg : Disclosure under Regulation 31 of Securities and Exchange Board of India  
(Substantial Acquisition of Shares and Takeovers) Regulations, 2011

Sub : Intimation regarding release of equity shares of Prakash Industries Ltd.

Dear Sir,

In terms of the provisions of Regulation 31 of the SEBI (Substantial Acquisition of Shares and Takeovers) Regulations, 2011, we being Promoter group of Prakash Industries Limited hereby enclosing the details of shares released from encumbrance / pledge in the prescribed format.

This is for your kind information and record please.

Thanking you,

Yours faithfully,  
For GMK Builders Private Limited



Authorised Signatory

Encl : (2) as above

CC To :

Prakash Industries Ltd.  
15 Km. Stone, Delhi Road,  
Hissar – 125044

**Disclosure by the Promoter(s) to the stock exchanges and to the Target Company for encumbrance of shares / invocation of encumbrance/ release of encumbrance, in terms of Regulation 31(1) and 31(2) of SEBI (Substantial Acquisition of Shares and Takeovers) Regulation, 2011**

Name of the Target Company(TC)		PRAKASH INDUSTRIES LIMITED											
Names of the Stock Exchanges where the shares of the target company are listed		BSE Ltd. & National Stock Exchange of India Ltd.											
Date of reporting		17 August 2021											
Name of the promoter or PAC on whose shares encumbrance has been created/ released/invoked		GMK BUILDERS PVT LTD											
<b>Details of the creation of encumbrance :</b>													
Name of the promoter(s) or PACs with whom	Promoter holding in the target company (1)			Promoter holding already encumbered (2)			Details of events pertaining to encumbrance (3)					Post event holding of encumbered shares	
	No. of shares	% of total share capital	No. of shares	% of total share capital	Type of event (creation/ release/ invocation)	Date of creation/ invocation/ release of encumbrance	Type of encumbrance (pledge/ lien/ non disposal undertaking/ others)	Reasons for encumbrance	No. of shares	% of total share capital	Name of the entity in whose favour shares encumbered		No. of shares
GMK BUILDERS PVT LTD *	8164800	4.56	4846150	2.71	Release	13.08.2021	Pledge	Third Party Pledge	-1001000	-0.56	Kotak Mahindra Bank Ltd.	3845150	2.15

for GMK BUILDERS PVT LTD  
  
 Authorised Signatory

Place : Gurugram  
 Date : 17.08.2021

\* The details of encumbrances of residual promoters as on 06.08.2021 enclosed herewith as Annexure 1 is an extract of the data available of the Target Company

**PRAKASH INDUSTRIES LIMITED**  
**Details of encumbrance of residual promoters as on 06.08.2021**

Sr. No.	Name of the Shareholder	Total shares held		Shares pledged or otherwise encumbered	
		No. of shares held	As a % of total share capital	No. of shares held	As a % of total share capital
1	SHRI V.P. AGARWAL	16288907	9.08	0	0.00
2	V.P. AGARWAL (HUF)	2208644	1.23	229389	0.13
3	SMT. MOHINI AGARWAL	1019856	0.57	1019856	0.57
4	SHRI VIKRAM AGARWAL	406500	0.23	406500	0.23
5	SHRI KANHA AGARWAL	18540	0.01	18540	0.01
6	AIRCON TRADEX PVT. LTD.	96000	0.05	96000	0.05
7	AMBROSIA COMMERCE PVT. LTD.	1936500	1.08	1936500	1.08
8	DHRUV COMMERCE PVT. LTD.	314500	0.18	314500	0.18
9	ESSENTIAL ELECTRONICS PVT. LTD.	597300	0.33	597300	0.33
10	EVERSHINE MERCANTILE PVT. LTD.	1621700	0.91	1621700	0.91
11	EXCEL FINCAP PVT. LTD.	102135	0.06	102100	0.06
12	FOCUS SECURITIES & CREDITS PVT. LTD.	1460000	0.82	1460000	0.82
13	FOUR WINGS MARKETING PVT. LTD.	101700	0.06	101700	0.06
14	GOEL CONTAINERS PVT. LTD.	1378682	0.77	1278682	0.71
15	HISSAR TUBES PVT. LTD.	780000	0.44	780000	0.44
16	HI-TECH MERCANTILE (INDIA) PVT. LTD.	2720695	1.52	2720695	1.52
17	NEW ERA COMMERCE & SECURITIES PVT. LTD.	215985	0.12	215900	0.12
18	OCEAN ISPAT PVT. LTD.	300000	0.17	300000	0.17
19	PAREEK OVERSEAS PVT. LTD.	623060	0.35	392618	0.22
20	PRAKASH CAPITAL SERVICES LTD.	1508467	0.84	1508400	0.84
21	PRAKASH INDUSTRIAL FINANCE LTD.	904950	0.51	904950	0.51
22	PREMIER FINCAP PVT. LTD.	793000	0.44	793000	0.44
23	PRIMENET GLOBAL LTD.	2470500	1.38	2456500	1.37
24	PRIME MERCANTILE PVT. LTD.	3701470	2.07	1460200	0.82
25	PROSPERO SECURITIES PVT. LTD.	515800	0.29	515800	0.29
26	ROURKELA STEEL PVT. LTD.	790633	0.44	790633	0.44
27	SAMYAK SECURITIES PVT. LTD.	1500000	0.84	1500000	0.84
28	SHREE LABH LAKSHMI CAPITAL SERVICES PVT. LTD.	2311471	1.29	2262871	1.26
29	STYLE LEASING & FINANCE PVT. LTD.	1114400	0.62	1114400	0.62
30	SUNVIN TRADING & INVESTMENT PVT. LTD.	242312	0.14	242312	0.14
31	TECHDRIVE SOFTWARE LTD	562550	0.31	0	0.00
32	TOOLS INDIA PVT. LTD.	900900	0.50	900900	0.50
33	UNITY MERCANTILE PVT. LTD.	251575	0.14	251500	0.14
34	VANSHI FARMS PVT. LTD.	3157900	1.76	3157900	1.76
35	VISION MERCANTILE PVT. LTD.	1866754	1.04	1866700	1.04
36	WELTER SECURITIES LTD.	5006666	2.80	4736600	2.64
37	CHAIBASA STEEL LLP	250000	0.14	250000	0.14
38	DHRUV COMMERCE LLP	1467000	0.82	560000	0.31
39	ESSENTIAL ELECTRONICS LLP	302100	0.17	302100	0.17
40	EVERSHINE MERCANTILE LLP	300000	0.17	300000	0.17
41	FOUR WINGS MARKETING LLP	300000	0.17	300000	0.17
42	HISSAR TUBES LLP	570012	0.32	570012	0.32
43	PREMIER FINCAP LLP	450480	0.25	450480	0.25
44	ROURKELA STEEL LLP	636500	0.36	0	0.00
45	SHIKHA MERCANTILE LLP	70600	0.04	70600	0.04
46	SPRING MERCANTILE LLP	500	0.00	0	0.00
47	SUNVIN TRADING & INVESTMENT LLP	1007688	0.56	910000	0.51
48	SUVARNA MARKETING LLP	95000	0.05	95000	0.05
	<b>TOTAL</b>	<b>65219932</b>	<b>36.42</b>	<b>41862838</b>	<b>23.38</b>

# HISSAR TUBES PVT.LTD.

Regd. Office: N, 3 RD Floor Old Delhi Raod,Golden Jublee Plaza Gurugram 122001

CIN . U25112HR1974PTC007207

Email ID : gopaltg@gmail.com

17<sup>th</sup> August, 2021

Listing Department  
BSE Ltd.  
Phiroze Jeejeebhoy Towers  
Dalal Street  
Mumbai – 400001

Listing Department  
National Stock Exchange of India Ltd  
Exchange Plaza, 5th Floor, Plot No. C/1  
G Block,Bandra-Kurla Complex,  
Bandra (E), Mumbai - 400051

Company Code : 506022

Company Symbol : PRAKASH

Reg : Disclosure under Regulation 31 of Securities and Exchange Board of India  
(Substantial Acquisition of Shares and Takeovers) Regulations, 2011

Sub : Intimation regarding release of equity shares of Prakash Industries Ltd.


Dear Sir,

In terms of the provisions of Regulation 31 of the SEBI (Substantial Acquisition of Shares and Takeovers) Regulations, 2011, we being Promoter group of Prakash Industries Limited hereby enclosing the details of shares released from encumbrance / pledge in the prescribed format.

This is for your kind information and record please.

Thanking you,

Yours faithfully,  
For **Hissar Tubes Private Limited**



Authorised Signatory

Encl : (2) as above

CC To :

Prakash Industries Ltd.  
15 Km. Stone, Delhi Road,  
Hissar – 125044



Disclosure by the Promoter(s) to the stock exchanges and to the Target Company for encumbrance of shares / invocation of encumbrance / release of encumbrance, in terms of Regulation 31(1) and 31(2) of SEBI (Substantial Acquisition of Shares and Takeovers) Regulation, 2011

Name of the Target Company(TC)		PRAKASH INDUSTRIES LIMITED											
Names of the Stock Exchanges where the shares of the target company are listed		BSE Ltd. & National Stock Exchange of India Ltd.											
Date of reporting		17 August 2021											
Name of the promoter or PAC on whose shares encumbrance has been created/ released/invoked		Hissar Tubes Pvt. Ltd.											
Details of the creation of encumbrance :													
Name of the promoter(s) or PACs with whom	Promoter holding in the target company (1)		Promoter holding already encumbered (2)		Details of events pertaining to encumbrance (3)						Post event holding of encumbered shares		
	No. of shares	% of total share capital	No. of shares	% of total share capital	Type event (creation/ release/ invocation)	Date of creation/ invocation/ release/ encumbrance	Type of encumbrance (pledge/ lien/ disposal of non undertaking/ others)	Reasons for encumbrance	No. of shares	% of total share capital	Name of the entity in whose favour shares encumbered	No. of shares	% of total share capital
Hissar Tubes Pvt. Ltd. *	780000	0.44	780000	0.44	Release	13.08.2021	Pledge	Third Party Pledge	-80000	-0.04	Kotak Mahindra Bank Ltd.	700000	0.39

for Hissar Tubes Pvt. Ltd.  
  
 Authorised Signatory

Place : Gurgaon  
 Date : 17.08.2021

\* The details of encumbrances of residual promoters as on 06.08.2021 enclosed herewith as Annexure 1 is an extract of the data available of the Target Company

## PRAKASH INDUSTRIES LIMITED

Details of encumbrance of residual promoters as on 06.08.2021

Sr. No.	Name of the Shareholder	Total shares held		Shares pledged or otherwise encumbered	
		No. of shares held	As a % of total share capital	No. of shares held	As a % of total share capital
1	SHRI V.P. AGARWAL	16268907	9.08	0	0.00
2	V.P. AGARWAL (HUF)	2208644	1.23	229389	0.13
3	SMT. MOHINI AGARWAL	1019856	0.57	1019856	0.57
4	SHRI VIKRAM AGARWAL	406500	0.23	406500	0.23
5	SHRI KANHA AGARWAL	18540	0.01	18540	0.01
6	AIRCON TRADEX PVT. LTD.	96000	0.05	96000	0.05
7	AMBROSIA COMMERCE PVT. LTD.	1936500	1.08	1936500	1.08
8	DHRUV COMMERCE PVT. LTD.	314500	0.18	314500	0.18
9	ESSENTIAL ELECTRONICS PVT. LTD.	597300	0.33	597300	0.33
10	EVERSHINE MERCANTILE PVT. LTD.	1621700	0.91	1621700	0.91
11	EXCEL FINCAP PVT. LTD.	102135	0.06	102100	0.06
12	FOCUS SECURITIES & CREDITS PVT. LTD.	1460000	0.82	1460000	0.82
13	FOUR WINGS MARKETING PVT. LTD.	101700	0.06	101700	0.06
14	GMK BUILDERS PVT. LTD.	8164800	4.56	4846150	2.71
15	GOEL CONTAINERS PVT. LTD.	1378682	0.77	1278682	0.71
16	HI-TECH MERCANTILE (INDIA) PVT. LTD.	2720695	1.52	2720695	1.52
17	NEW ERA COMMERCE & SECURITIES PVT. LTD.	215985	0.12	215900	0.12
18	OCEAN ISPAT PVT. LTD.	300000	0.17	300000	0.17
19	PAREEK OVERSEAS PVT. LTD.	623060	0.35	392618	0.22
20	PRAKASH CAPITAL SERVICES LTD.	1508467	0.84	1508400	0.84
21	PRAKASH INDUSTRIAL FINANCE LTD.	904950	0.51	904950	0.51
22	PREMIER FINCAP PVT. LTD.	793000	0.44	793000	0.44
23	PRIMENET GLOBAL LTD.	2470500	1.38	2456500	1.37
24	PRIME MERCANTILE PVT. LTD.	3701470	2.07	1460200	0.82
25	PROSPERO SECURITIES PVT. LTD.	515800	0.29	515800	0.29
26	ROURKELA STEEL PVT. LTD.	790633	0.44	790633	0.44
27	SAMYAK SECURITIES PVT. LTD.	1500000	0.84	1500000	0.84
28	SHREE LABH LAKSHMI CAPITAL SERVICES PVT. LTD.	2311471	1.29	2262871	1.26
29	STYLE LEASING & FINANCE PVT. LTD.	1114400	0.62	1114400	0.62
30	SUNVIN TRADING & INVESTMENT PVT. LTD.	242312	0.14	242312	0.14
31	TECHDRIVE SOFTWARE LTD	562550	0.31	0	0.00
32	TOOLS INDIA PVT. LTD.	900900	0.50	900900	0.50
33	UNITY MERCANTILE PVT. LTD.	251575	0.14	251500	0.14
34	VANSHI FARMS PVT. LTD.	3157900	1.76	3157900	1.76
35	VISION MERCANTILE PVT. LTD.	1866754	1.04	1866700	1.04
36	WELTER SECURITIES LTD.	5006666	2.80	4736600	2.64
37	CHAIBASA STEEL LLP	250000	0.14	250000	0.14
38	DHRUV COMMERCE LLP	1467000	0.82	560000	0.31
39	ESSENTIAL ELECTRONICS LLP	302100	0.17	302100	0.17
40	EVERSHINE MERCANTILE LLP	300000	0.17	300000	0.17
41	FOUR WINGS MARKETING LLP	300000	0.17	300000	0.17
42	HISSAR TUBES LLP	570012	0.32	570012	0.32
43	PREMIER FINCAP LLP	450480	0.25	450480	0.25
44	ROURKELA STEEL LLP	636500	0.36	0	0.00
45	SHIKHA MERCANTILE LLP	70600	0.04	70600	0.04
46	SPRING MERCANTILE LLP	500	0.00	0	0.00
47	SUNVIN TRADING & INVESTMENT LLP	1007688	0.56	910000	0.51
48	SUVARNA MARKETING LLP	95000	0.05	95000	0.05
<b>TOTAL</b>		<b>72604732</b>	<b>40.54</b>	<b>45928988</b>	<b>25.65</b>

# Premier Fincap Pvt.Ltd.

CIN: U74899HR1995PTC041300

Regd. Off: N,3 RD Floor Old Delhi Raod,Golden Jublee Plaza Gurugram 122001

Email ID : gopaltg@gmail.com

---

17<sup>th</sup> August, 2021

Listing Department  
BSE Ltd.  
Phiroze Jeejeebhoy Towers  
Dalal Street  
Mumbai – 400001

Listing Department  
National Stock Exchange of India Ltd  
Exchange Plaza, 5th Floor, Plot No. C/1  
G Block,Bandra-Kurla Complex,  
Bandra (E), Mumbai - 400051

Company Code : 506022

Company Symbol : PRAKASH

Reg : Disclosure under Regulation 31 of Securities and Exchange Board of India  
(Substantial Acquisition of Shares and Takeovers) Regulations, 2011

Sub : Intimation regarding release of equity shares of Prakash Industries Ltd.

Dear Sir,

In terms of the provisions of Regulation 31 of the SEBI (Substantial Acquisition of Shares and Takeovers) Regulations, 2011, we being Promoter group of Prakash Industries Limited hereby enclosing the details of shares released from encumbrance / pledge in the prescribed format.

This is for your kind information and record please.

Thanking you,

Yours faithfully,  
For **Premier Fincap Private Limited**

  
Authorised Signatory

Encl : (2) as above


CC To :

Prakash Industries Ltd.  
15 Km. Stone, Delhi Road,  
Hissar – 125044

**Disclosure by the Promoter(s) to the stock exchanges and to the Target Company for encumbrance of shares / invocation of encumbrance/ release of encumbrance, in terms of Regulation 31(1) and 31(2) of SEBI (Substantial Acquisition of Shares and Takeovers) Regulation, 2011**

Name of the Target Company(TC)	PRAKASH INDUSTRIES LIMITED
Names of the Stock Exchanges where the shares of the target company are listed	BSE Ltd. & National Stock Exchange of India Ltd.
Date of reporting	17 August 2021
Name of the promoter or PAC on whose shares encumbrance has been created/ released/invoked	Premier Fincap Pvt Ltd

Details of the creation of encumbrance :		Details of events pertaining to encumbrance (3)										Post event holding of encumbered shares	
Name of the promoter(s) or PACs with him	Promoter holding in the target company (1)	Promoter holding already encumbered (2)	Type of event (creation/ release/ invocation)	Date of creation/ invocation/ release of encumbrance	Type of encumbrance (pledge/ lien/ non disposal/ others)	Reasons for encumbrance	No. of shares	% of total share capital	Name of the entity whose favour shares are encumbered	No. of shares	% of total share capital	No. of shares	% of total share capital
Premier Fincap Pvt. Ltd. *	793000	0.44	793000	0.44	Release	13.08.2021	Pledge	Third Party Pledge	-26000	-0.01	Kotak Mahindra Bank Ltd.	767000	0.43

for Premier Fincap Pvt Ltd  
  
 Authorised Signatory

Place : Gurugaon  
 Date : 17.08.2021

\* The details of encumbrances of residual promoters as on 06.08.2021 enclosed herewith as Annexure 1 is an extract of the data available of the Target Company

**PRAKASH INDUSTRIES LIMITED**  
**Details of encumbrance of residual promoters as on 06.08.2021**

Sr. No.	Name of the Shareholder	Total shares held		Shares pledged or otherwise encumbered	
		No. of shares held	As a % of total share capital	No. of shares held	As a % of total share capital
1	SHRI V.P. AGARWAL	16268907	9.08	0	0.00
2	V.P. AGARWAL (HUF)	2208644	1.23	229389	0.13
3	SMT. MOHINI AGARWAL	1019856	0.57	1019856	0.57
4	SHRI VIKRAM AGARWAL	406500	0.23	406500	0.23
5	SHRI KANHA AGARWAL	18540	0.01	18540	0.01
6	AIRCON TRADEX PVT. LTD.	96000	0.05	96000	0.05
7	AMBROSIA COMMERCE PVT. LTD.	1936500	1.08	1936500	1.08
8	DHRUV COMMERCE PVT. LTD.	314500	0.18	314500	0.18
9	ESSENTIAL ELECTRONICS PVT. LTD.	597300	0.33	597300	0.33
10	EVERSHINE MERCANTILE PVT. LTD.	1621700	0.91	1621700	0.91
11	EXCEL FINCAP PVT. LTD.	102135	0.06	102100	0.06
12	FOCUS SECURITIES & CREDITS PVT. LTD.	1460000	0.82	1460000	0.82
13	FOUR WINGS MARKETING PVT. LTD.	101700	0.06	101700	0.06
14	GMK BUILDERS PVT. LTD.	8184800	4.56	4846150	2.71
15	GOEL CONTAINERS PVT. LTD.	1378682	0.77	1278682	0.71
16	HISSAR TUBES PVT. LTD.	780000	0.44	780000	0.44
17	HI-TECH MERCANTILE (INDIA) PVT. LTD.	2720695	1.52	2720695	1.52
18	NEW ERA COMMERCE & SECURITIES PVT. LTD.	215985	0.12	215900	0.12
19	OCEAN ISPAT PVT. LTD.	300000	0.17	300000	0.17
20	PAREEK OVERSEAS PVT. LTD.	623060	0.35	392618	0.22
21	PRAKASH CAPITAL SERVICES LTD.	1508467	0.84	1508400	0.84
22	PRAKASH INDUSTRIAL FINANCE LTD.	904950	0.51	904950	0.51
23	PRIMENET GLOBAL LTD.	2470500	1.38	2456500	1.37
24	PRIME MERCANTILE PVT. LTD.	3701470	2.07	1460200	0.82
25	PROSPERO SECURITIES PVT. LTD.	515800	0.29	515800	0.29
26	ROURKELA STEEL PVT. LTD.	790633	0.44	790633	0.44
27	SAMYAK SECURITIES PVT. LTD.	1500000	0.84	1500000	0.84
28	SHREE LABH LAKSHMI CAPITAL SERVICES PVT. LTD.	2311471	1.29	2262871	1.26
29	STYLE LEASING & FINANCE PVT. LTD.	1114400	0.62	1114400	0.62
30	SUNVIN TRADING & INVESTMENT PVT. LTD.	242312	0.14	242312	0.14
31	TECHDRIVE SOFTWARE LTD	562550	0.31	0	0.00
32	TOOLS INDIA PVT. LTD.	900900	0.50	900900	0.50
33	UNITY MERCANTILE PVT. LTD.	251575	0.14	251500	0.14
34	VANSHI FARMS PVT. LTD.	3157900	1.76	3157900	1.76
35	VISION MERCANTILE PVT. LTD.	1866754	1.04	1866700	1.04
36	WELTER SECURITIES LTD.	5006666	2.80	4736600	2.64
37	CHAIBASA STEEL LLP	250000	0.14	250000	0.14
38	DHRUV COMMERCE LLP	1467000	0.82	560000	0.31
39	ESSENTIAL ELECTRONICS LLP	302100	0.17	302100	0.17
40	EVERSHINE MERCANTILE LLP	300000	0.17	300000	0.17
41	FOUR WINGS MARKETING LLP	300000	0.17	300000	0.17
42	HISSAR TUBES LLP	570012	0.32	570012	0.32
43	PREMIER FINCAP LLP	450480	0.25	450480	0.25
44	ROURKELA STEEL LLP	636500	0.36	0	0.00
45	SHIKHA MERCANTILE LLP	70600	0.04	70600	0.04
46	SPRING MERCANTILE LLP	500	0.00	0	0.00
47	SUNVIN TRADING & INVESTMENT LLP	1007888	0.56	910000	0.51
48	SUVARNA MARKETING LLP	95000	0.05	95000	0.05
	<b>TOTAL</b>	<b>72591732</b>	<b>40.54</b>	<b>45915988</b>	<b>25.64</b>

# **PRAKASH INDUSTRIAL FINANCE LIMITED**

Corporate Office: 303, Himland House, D-5, Karampura Commercial Complex,

New Delhi - 110015

CIN NO. U65944PB1992PLC052837

E-mail: gopaltg@gmail.com

---

17<sup>th</sup> August, 2021

Listing Department  
BSE Ltd.  
Phiroze Jeejeebhoy Towers  
Dalal Street  
Mumbai – 400001

Company Code : 506022

Listing Department  
National Stock Exchange of India Ltd  
Exchange Plaza, 5th Floor, Plot No. C/1  
G Block, Bandra-Kurla Complex,  
Bandra (E), Mumbai - 400051

Company Symbol : PRAKASH

Reg : Disclosure under Regulation 31 of Securities and Exchange Board of India  
(Substantial Acquisition of Shares and Takeovers) Regulations, 2011

Sub : Intimation regarding release of equity shares of Prakash Industries Ltd.

Dear Sir,

In terms of the provisions of Regulation 31 of the SEBI (Substantial Acquisition of Shares and Takeovers) Regulations, 2011, we being Promoter group of Prakash Industries Limited hereby enclosing the details of shares released from encumbrance / pledge in the prescribed format.

This is for your kind information and record please.

Thanking you,

Yours faithfully,  
For Prakash Industrial Finance Limited



Authorised Signatory

Encl : (2) as above

CC To :

Prakash Industries Ltd.  
15 Km. Stone, Delhi Road,  
Hissar – 125044

**Disclosure by the Promoter(s) to the stock exchanges and to the Target Company for encumbrance of shares / invocation of encumbrance/ release of encumbrance, in terms of Regulation 31(1) and 31(2) of SEBI (Substantial Acquisition of Shares and Takeovers) Regulation, 2011**

Name of the Target Company(TC)		PRAKASH INDUSTRIES LIMITED											
Names of the Stock Exchanges where the shares of the target company are listed		BSE Ltd. & National Stock Exchange of India Ltd.											
Date of reporting		17 August 2021											
Name of the promoter or PAC on whose shares encumbrance has been created/ released/invoked		Prakash Industrial Finance Ltd											
Details of the creation of encumbrance :													
Name of the promoter(s) or PACs with him	Promoter holding in the target company (1)			Promoter holding already encumbered (2)			Details of events pertaining to encumbrance (3)					Post event holding of encumbered shares	
	No. of shares	% of total share capital	No. of shares	% of total share capital	Type event (creation/ release/ invocation)	Date of creation/ invocation/ release of encumbrance	Type of encumbrance (pledge/ lien/ non disposal/ others)	Reasons for encumbrance	No. shares	% of total share capital	Name of the entity in whose favour shares encumbered	No. shares	% of total share capital
Prakash Industrial Finance Ltd	904950	0.51	904950	0.51	Release	13.08.2021	Pledge	Third Party Pledge	-14000	-0.01	Kotak Mahindra Bank Ltd.	890950	0.50

for Prakash Industrial Finance Ltd



Authorised Signatory

Place : New Delhi

Date : 17.08.2021

\* The details of encumbrances of residual promoters as on 06.08.2021 enclosed herewith as Annexure 1 is an extract of the data available of the Target Company

**PRAKASH INDUSTRIES LIMITED**  
**Details of encumbrance of residual promoters as on 06.08.2021**

Sr. No.	Name of the Shareholder	Total shares held		Shares pledged or otherwise encumbered	
		No. of shares held	As a % of total share capital	No. of shares held	As a % of total share capital
1	SHRI V.P. AGARWAL	16288907	9.08	0	0.00
2	V.P. AGARWAL (HUF)	2208644	1.23	229389	0.13
3	SMT. MOHINI AGARWAL	1019856	0.57	1019856	0.57
4	SHRI VIKRAM AGARWAL	406500	0.23	406500	0.23
5	SHRI KANHA AGARWAL	18540	0.01	18540	0.01
6	AIRCON TRADEX PVT. LTD.	96000	0.05	96000	0.05
7	AMBROSIA COMMERCE PVT. LTD.	1936500	1.08	1936500	1.08
8	DHRUV COMMERCE PVT. LTD.	314500	0.18	314500	0.18
9	ESSENTIAL ELECTRONICS PVT. LTD.	597300	0.33	597300	0.33
10	EVERSHINE MERCANTILE PVT. LTD.	1621700	0.91	1621700	0.91
11	EXCEL FINCAP PVT. LTD.	102135	0.06	102100	0.06
12	FOCUS SECURITIES & CREDITS PVT. LTD.	1460000	0.82	1460000	0.82
13	FOUR WINGS MARKETING PVT. LTD.	101700	0.06	101700	0.06
14	GMK BUILDERS PVT. LTD.	8164800	4.56	4846150	2.71
15	GOEL CONTAINERS PVT. LTD.	1378682	0.77	1278682	0.71
16	HISSAR TUBES PVT. LTD.	780000	0.44	780000	0.44
17	HI-TECH MERCANTILE (INDIA) PVT. LTD.	2720695	1.52	2720695	1.52
18	NEW ERA COMMERCE & SECURITIES PVT. LTD.	215985	0.12	215900	0.12
19	OCEAN ISPAT PVT. LTD.	300000	0.17	300000	0.17
20	PAREEK OVERSEAS PVT. LTD.	623060	0.35	392618	0.22
21	PRAKASH CAPITAL SERVICES LTD.	1508467	0.84	1508400	0.84
22	PREMIER FINCAP PVT. LTD.	793000	0.44	793000	0.44
23	PRIMENET GLOBAL LTD.	2470500	1.38	2456500	1.37
24	PRIME MERCANTILE PVT. LTD.	3701470	2.07	1460200	0.82
25	PROSPERO SECURITIES PVT. LTD.	515800	0.29	515800	0.29
26	ROURKELA STEEL PVT. LTD.	790633	0.44	790633	0.44
27	SAMYAK SECURITIES PVT. LTD.	1500000	0.84	1500000	0.84
28	SHREE LABH LAKSHMI CAPITAL SERVICES PVT. LTD.	2311471	1.29	2262871	1.26
29	STYLE LEASING & FINANCE PVT. LTD.	1114400	0.62	1114400	0.62
30	SUNVIN TRADING & INVESTMENT PVT. LTD.	242312	0.14	242312	0.14
31	TECHDRIVE SOFTWARE LTD	562550	0.31	0	0.00
32	TOOLS INDIA PVT. LTD.	900900	0.50	900900	0.50
33	UNITY MERCANTILE PVT. LTD.	251575	0.14	251500	0.14
34	VANSHI FARMS PVT. LTD.	3157900	1.76	3157900	1.76
35	VISION MERCANTILE PVT. LTD.	1866754	1.04	1866700	1.04
36	WELTER SECURITIES LTD.	5006666	2.80	4736600	2.64
37	CHAIBASA STEEL LLP	250000	0.14	250000	0.14
38	DHRUV COMMERCE LLP	1467000	0.82	560000	0.31
39	ESSENTIAL ELECTRONICS LLP	302100	0.17	302100	0.17
40	EVERSHINE MERCANTILE LLP	300000	0.17	300000	0.17
41	FOUR WINGS MARKETING LLP	300000	0.17	300000	0.17
42	HISSAR TUBES LLP	570012	0.32	570012	0.32
43	PREMIER FINCAP LLP	450480	0.25	450480	0.25
44	ROURKELA STEEL LLP	636500	0.36	0	0.00
45	SHIKHA MERCANTILE LLP	70600	0.04	70600	0.04
46	SPRING MERCANTILE LLP	500	0.00	0	0.00
47	SUNVIN TRADING & INVESTMENT LLP	1007688	0.56	910000	0.51
48	SUVARNA MARKETING LLP	95000	0.05	95000	0.05
	<b>TOTAL</b>	<b>72479782</b>	<b>40.47</b>	<b>45804038</b>	<b>25.58</b>



# Prospero Securities Pvt.Ltd.

Regd. Office: 303, Himland House, D-5, Karampura Commercial Complex,  
New Delhi - 110015.

CIN NO. U74899DL1991PTC044935

Email Id: gopaltg@gmail.com

---

17<sup>th</sup> August, 2021

Listing Department  
BSE Ltd.  
Phiroze Jeejeebhoy Towers  
Dalal Street  
Mumbai – 400001

Listing Department  
National Stock Exchange of India Ltd  
Exchange Plaza, 5th Floor, Plot No. C/1  
G Block, Bandra-Kurla Complex,  
Bandra (E), Mumbai - 400051

Company Code : 506022

Company Symbol : PRAKASH

Reg : Disclosure under Regulation 31 of Securities and Exchange Board of India  
(Substantial Acquisition of Shares and Takeovers) Regulations, 2011

Sub : Intimation regarding release of equity shares of Prakash Industries Ltd.

Dear Sir,

In terms of the provisions of Regulation 31 of the SEBI (Substantial Acquisition of Shares and Takeovers) Regulations, 2011, we being Promoter group of Prakash Industries Limited hereby enclosing the details of shares released from encumbrance / pledge in the prescribed format.

This is for your kind information and record please.

Thanking you,

Yours faithfully,  
For Prospero Securities Private Limited



Authorised Signatory

Encl : (2) as above

CC To :

Prakash Industries Ltd.  
15 Km. Stone, Delhi Road,  
Hissar – 125044

**Disclosure by the Promoter(s) to the stock exchanges and to the Target Company for encumbrance of shares / Invocation of encumbrance/ release of encumbrance, in terms of Regulation 31(1) and 31(2) of SEBI (Substantial Acquisition of Shares and Takeovers) Regulation, 2011**

Name of the Target Company(TC)		PRAKASH INDUSTRIES LIMITED											
Names of the Stock Exchanges where the shares of the target company are listed		BSE Ltd. & National Stock Exchange of India Ltd.											
Date of reporting		17 August 2021											
Name of the promoter or PAC on whose shares encumbrance has been created/ released/invoked		Prospero Securities Pvt. Ltd.											
Details of the creation of encumbrance :													
Name of the promoter(s) or PACs with whom	Promoter holding in the target company (1)		Promoter holding already encumbered (2)		Details of events pertaining to encumbrance (3)						Post event holding of encumbered shares		
	No. of shares	% of total share capital	No. of shares	% of total share capital	Type event (creation/ release/ invocation)	Date of creation/ invocation/ release of encumbrance	Type of encumbrance (pledge/ lien/ non disposal undertaking/ others)	Reasons of encumbrance	No. of shares	% of total share capital	Name of the entity in whose favour shares encumbered	No. of shares	% of total share capital
Prospero Securities Pvt Ltd	515800	0.29	515800	0.29	Release	13.08.2021	Pledge	Third Party Pledge	-86000	-0.05	Kotak Mahindra Bank Ltd.	429800	0.24

for Prospero Securities Pvt. Ltd.



Authorised Signatory

Place : New Delhi

Date : 17.08.2021

\* The details of encumbrances of residual promoters as on 06.08.2021 enclosed herewith as Annexure 1 is an extract of the data available of the Target Company

**PRAKASH INDUSTRIES LIMITED**  
**Details of encumbrance of residual promoters as on 06.08.2021**

Sr. No.	Name of the Shareholder	Total shares held		Shares pledged or otherwise encumbered	
		No. of shares held	As a % of total share capital	No. of shares held	As a % of total share capital
1	SHRI V.P. AGARWAL	16268907	9.08	0	0.00
2	V.P. AGARWAL (HUF)	2208644	1.23	229389	0.13
3	SMT. MOHINI AGARWAL	1019856	0.57	1019856	0.57
4	SHRI VIKRAM AGARWAL	406500	0.23	406500	0.23
5	SHRI KANHA AGARWAL	18540	0.01	18540	0.01
6	AIRCON TRADEX PVT. LTD.	96000	0.05	96000	0.05
7	AMBROSIA COMMERCE PVT. LTD.	1936500	1.08	1936500	1.08
8	DHRUV COMMERCE PVT. LTD.	314500	0.18	314500	0.18
9	ESSENTIAL ELECTRONICS PVT. LTD.	597300	0.33	597300	0.33
10	EVERSHINE MERCANTILE PVT. LTD.	1621700	0.91	1621700	0.91
11	EXCEL FINCAP PVT. LTD.	102135	0.06	102100	0.06
12	FOCUS SECURITIES & CREDITS PVT. LTD.	1460000	0.82	1460000	0.82
13	FOUR WINGS MARKETING PVT. LTD.	101700	0.06	101700	0.06
14	GMK BUILDERS PVT. LTD.	8164800	4.56	4846150	2.71
15	GOEL CONTAINERS PVT. LTD.	1378682	0.77	1278682	0.71
16	HISSAR TUBES PVT. LTD.	780000	0.44	780000	0.44
17	HI-TECH MERCANTILE (INDIA) PVT. LTD.	2720695	1.52	2720695	1.52
18	NEW ERA COMMERCE & SECURITIES PVT. LTD.	215985	0.12	215900	0.12
19	OCEAN ISPAT PVT. LTD.	300000	0.17	300000	0.17
20	PAREEK OVERSEAS PVT. LTD.	623060	0.35	392618	0.22
21	PRAKASH CAPITAL SERVICES LTD.	1508467	0.84	1508400	0.84
22	PRAKASH INDUSTRIAL FINANCE LTD.	904950	0.51	904950	0.51
23	PREMIER FINCAP PVT. LTD.	793000	0.44	793000	0.44
24	PRIMENET GLOBAL LTD.	2470500	1.38	2456500	1.37
25	PRIME MERCANTILE PVT. LTD.	3701470	2.07	1460200	0.82
26	ROURKELA STEEL PVT. LTD.	790633	0.44	790633	0.44
27	SAMYAK SECURITIES PVT. LTD.	1500000	0.84	1500000	0.84
28	SHREE LABH LAKSHMI CAPITAL SERVICES PVT. LTD.	2311471	1.29	2262871	1.26
29	STYLE LEASING & FINANCE PVT. LTD.	1114400	0.62	1114400	0.62
30	SUNVIN TRADING & INVESTMENT PVT. LTD.	242312	0.14	242312	0.14
31	TECHDRIVE SOFTWARE LTD	582550	0.31	0	0.00
32	TOOLS INDIA PVT. LTD.	900900	0.50	900900	0.50
33	UNITY MERCANTILE PVT. LTD.	251575	0.14	251500	0.14
34	VANSHI FARMS PVT. LTD.	3157900	1.76	3157900	1.76
35	VISION MERCANTILE PVT. LTD.	1866754	1.04	1866700	1.04
36	WELTER SECURITIES LTD.	5006666	2.80	4736600	2.64
37	CHAIBASA STEEL LLP	250000	0.14	250000	0.14
38	DHRUV COMMERCE LLP	1467000	0.82	560000	0.31
39	ESSENTIAL ELECTRONICS LLP	302100	0.17	302100	0.17
40	EVERSHINE MERCANTILE LLP	300000	0.17	300000	0.17
41	FOUR WINGS MARKETING LLP	300000	0.17	300000	0.17
42	HISSAR TUBES LLP	570012	0.32	570012	0.32
43	PREMIER FINCAP LLP	450480	0.25	450480	0.25
44	ROURKELA STEEL LLP	636500	0.36	0	0.00
45	SHIKHA MERCANTILE LLP	70600	0.04	70600	0.04
46	SPRING MERCANTILE LLP	500	0.00	0	0.00
47	SUNVIN TRADING & INVESTMENT LLP	1007888	0.56	910000	0.51
48	SUVARNA MARKETING LLP	95000	0.05	95000	0.05
	<b>TOTAL</b>	<b>72868932</b>	<b>40.69</b>	<b>46193188</b>	<b>25.79</b>

*[Handwritten Signature]*