



November 26, 2021

BSE Limited
P. J. Towers
Dalal Street,
Mumbai - 400 001

National Stock Exchange of India Limited
Exchange Plaza
Bandra Kurla Complex
Bandra (E),
Mumbai - 400 051

Dear Sirs,

Sub.: Intimation of Investor/ Analyst Meetings

Pursuant to the provisions of Regulation 30 of the Securities and Exchange Board of India (Listing Obligations and Disclosure Requirements) Regulations, 2015, we would like to inform you that the management of the Company shall be participating in 'Motilal Oswal Ideation Conference' Virtual Investor Conference from Wednesday, 01st December, 2021 to Friday, 03rd December, 2021. We enclose names of the Investors/Analysts participating in the same.

The schedule may undergo change due to exigencies on the part of Investors/Analysts/Company.

We also enclose the presentation to be used during the e-conference.

This is for your information and record.

Thanking you,

Yours faithfully,
For Jubilant Ingrevia Limited

Deepanjali Gulati
Company Secretary
Encl.: as above

A Jubilant Bhartia Company

OUR VALUES



Jubilant Ingrevia Limited
1-A, Sector 16-A,
Noida-201 301, UP, India
Tel: +91 120 4361000
Fax: +91 120 4234895-96
www.jubilantingrevia.com

Regd Office:
Bhartiagram, Gajraula
Distt. Amroha - 244 223
Uttar Pradesh, India
CIN : L24299UP2019PLC122657



JUBILANT INGREVIA

Sr. No.	Investors Name
1	Morgan Stanley
2	Tokio Marine
3	Invesco Mutual Fund
4	Poonawala Group
5	Roha Emerging Companies Fund
6	Kotak Group
7	LIC Nomura MF
8	Perpetuity Ventures
9	Exide Life Insurance
10	Principal PNB Asset Management
11	Valentis
12	Max Life Insurance
13	SBI Pension Funds
14	ENAM Holdings
15	ASK Investments
16	Catamaran Capital
17	Centrum Wealth Management
18	Deep Financial Consultants Pvt. Ltd.
19	IDFC MF
20	Myriad Asset Management
21	Param Capital
22	Rare Enterprises
23	Way2Wealth
24	East Lane Capital
25	United India Insurance
26	Value Quest Capital
27	Wealth Managers

A Jubilant Bhartia Company

OUR VALUES



Jubilant Ingrevia Limited

1-A, Sector 16-A,
Noida-201 301, UP, India
Tel: +91 120 4361000
Fax: +91 120 4234895-96
www.jubilantingrevia.com

Regd Office:
Bhartiagram, Gajraula
Distt. Amroha - 244 223
Uttar Pradesh, India
CIN : L24299UP2019PLC122657



**JUBILANT
INGREVIA**

Investor Presentation

November 2021

Jubilant Bhartia Group - Snapshot



Jubilant Bhartia Group founded by Shyam S Bhartia and Hari S Bhartia, leading industrialists from India



Strong presence in diverse sectors like Pharmaceuticals, CDMO (Contract Research & Development Services) and Therapeutics, Specialty Chemicals, Nutraceutical Products and other Life Science Products, Performance Polymers, Food Service (QSR), Auto, Consulting in Aerospace and Oilfield Services



Global presence through investments in India, USA, Canada, Europe, Singapore, China, Sri Lanka and Bangladesh



Employs around 46,000 people across the globe with Over 2,400 in North America

Jubilant Ingrevia: Glorious Four Decades of Growth

Our Journey

10+ years experience in Vitamin B3

20+ years experience in Vitamin B4 & premixes

30+ years experience in Pyridine Chemistry & value added Speciality products

40+ years leadership in Life Science products (Acetyls)

We started in 1978 as VAM Organic Chemicals. Over the years we built Global-Scale capacities



1978

1981

Started Acetic Anhydride (10 KTA), Acetic Acid (16 KTA), VAM (10KTA) plants at Gajraula, UP

1990

Started Pyridine & Picolines plant (500 TPA), integrated with Aldehydes; Gajraula, UP

1998

Acquired Vitamin B4 (Choline Chloride) facility (10 KTA) at Samlaya, GJ

1999

Commissioned additional capacity of Pyridine & Picolines plant (6 KTA), Gajraula

2000

2000: Started Multi Product Plant (72 TPA), Gajraula
Started Ethyl Acetate plant (20 KTA) in Nira, MH

2006-12

- 2012: Commissioned additional Acetic Anhydride capacity (50 KTA), Nira
- 2011: Started state-of-the-art GMP Vitamin B3 plant at Bharuch SEZ (14 KTA)
- 2009: Augmented capacity of Pyridine & Picolines plant (60 KTA)
- 2008: Certified for Pre-mixes Quality System FAMI-QS for Vitamins
- 2007: Commissioned additional Acetic Anhydride capacity (17 KTA), Nira
- 2006: Invested in Speciality & Multipurpose plants, Gajraula

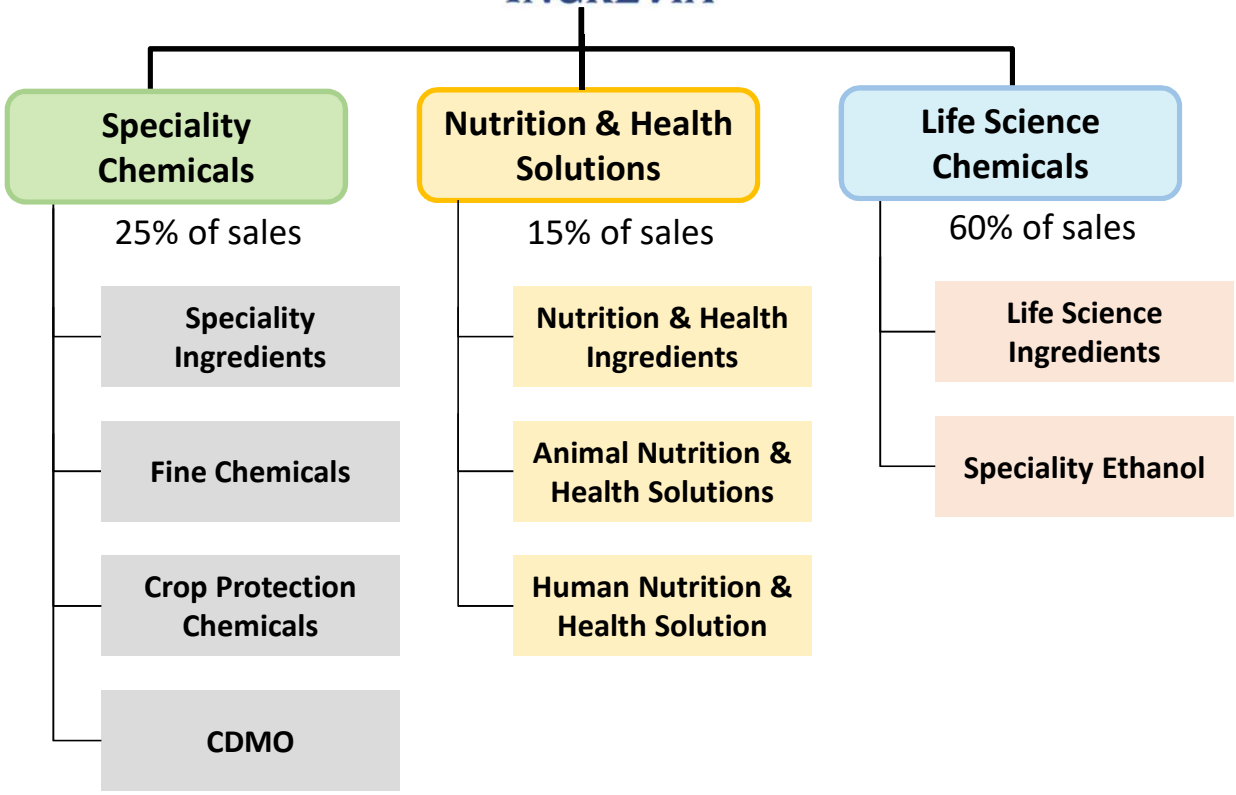
2013-18

- 2019: Started new Acetic Anhydride plant, Bharuch SEZ, GJ (50 KTA)
- 2018: Started Agro Intermediate plant (800 TPA), Bharuch SEZ
- 2017: Certified for Responsible Care (RC)
- 2015: Commissioned speciality MPP plant (120 TPA), Gajraula
- 2013: Commissioned world class Chlorinated Pyridine plant (24 KTA), Bharuch SEZ

2021

Demerger into new entity Jubilant Ingrevia

Business Segments & Integrated Operations



Integrated Operations...

Vertical integration across the value chain enables cost competitive advantage

Nutrition & Health Solutions

- For Vitamin B3 (Niacinamide & Niacin), 100% in-house sourcing of Beta Picoline (Key RM) from Speciality Chemicals

Speciality Chemicals

- 57% of our Pyridine & Picolines volume is used in-house for value-added products in Speciality Chemicals & for Vitamin B3
- CDMO business supported through vertical integration

Life Science Chemicals

- 40% of overall volume of Life Science Chemicals is in-house consumed by Speciality Chemicals segment

1. The above segmental sales figures are taken from HY'FY22 Financials

Executive Leadership Team



Rajesh Srivastava
Chief Executive Officer &
Managing Director
*34 years of
industry experience*



Anil Khubchandani
President –
Speciality Chemicals
*29 years of industry
experience*



Chandan Singh
President –
Life Science Chemicals
*35 years of industry
experience*



Sumit Das
SVP – Nutrition &
Health Ingredients
*29 years of industry
experience*



Ashish Kumar Sinha
VP – Animal & Human
Nutrition & Health Solutions
*23 years of industry
experience*



Prakash Bisht
President &
Chief Financial Officer
*32 years of
industry experience*



Anant Pande
President &
Chief of Operations
*35 years of industry
experience*



Vinita Koul
SVP &
Head- HR
*25 years of industry
experience*



Prasad Joglekar
EVP & Head –
Supply Chain
*28 years of industry
experience*

Leadership team has an average 30 years of industry experience

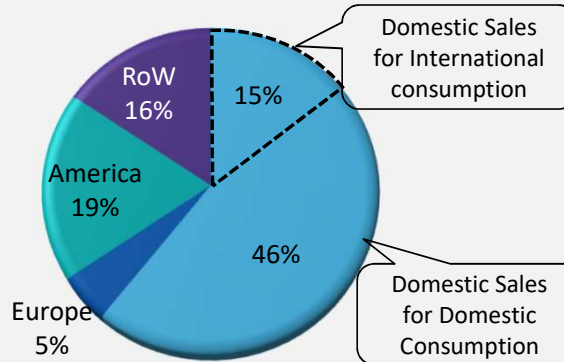
Jubilant Ingrevia: Company Snapshot



Leadership

- Globally **# 1 in 11** Pyridine Derivatives
 - Amongst **top 2 Globally** in (Pyridine + Beta)
 - Amongst **top 2 Globally** in **Vitamin B3** (Niacinamide)
 - **Leader** in India **Vitamin B4** (Choline Chloride)
- Globally**
- Amongst **top 2** in **Acetic Anhydride**
 - **Largest manufacturer** of **bio-based Acetaldehyde**

Revenue Segmentation: By Region (FY'21)



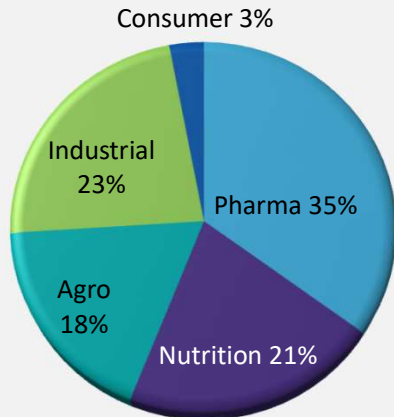
- Total **1400+** customers
- Speciality Chemicals: **420**
 - Nutrition & Health Solutions: **400**
 - Life Science Chemicals: **600**

- Total **165+** products
- Speciality Chemicals: **85**
 - Nutrition & Health Solutions: **72**
 - Life Science Chemicals: **8**

Sales in over **50** countries with **25%** of sales in regulated markets such as US, Europe, Japan - leading to sustainable revenue

Diverse Industry End-Use

FY'21 Revenue Split



(H1 FY'22)

Revenue
₹ **2,367 Cr.**
EBITDA
₹ **490 Cr. (20.7%)**
Net Debt / EBITDA
rate of **0.2x**

Expertise in **35 Technology platforms** which include Acetyl, Pyridine/ Piperidine, Ketene/ Diketene, Halogenation & others (At large commercial scale)

Expertise in handling **multi-step chemistries** (Up to ~13 steps) At Commercial scale

Strong Corporate Governance, Quality regulatory & Compliance

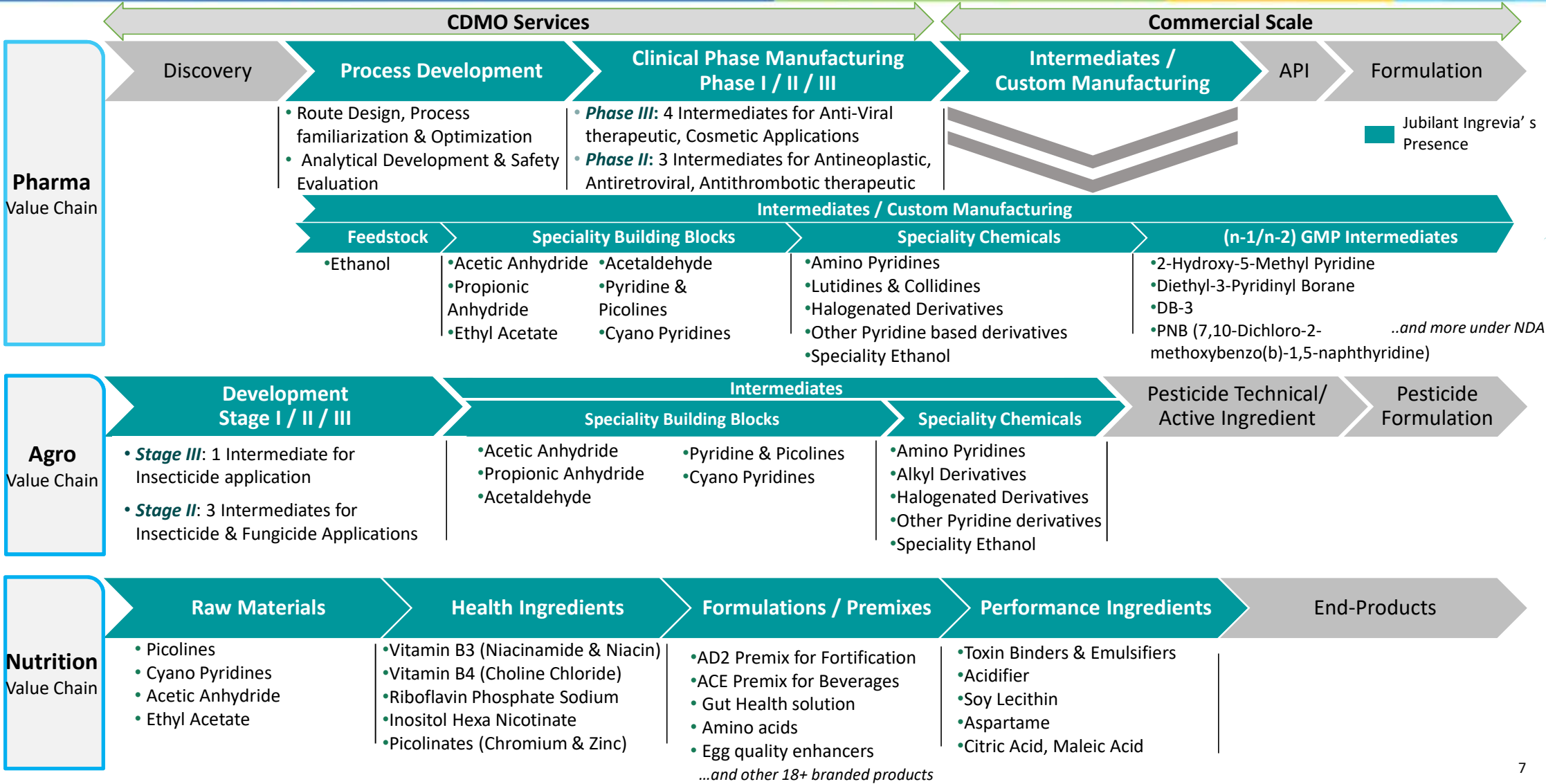
In line with our Vision to double the Revenue by FY'26, we have **60+ Products** in Pipeline.

5 Global scale Manufacturing sites with **50** plants

Global workforce of **~2100** employees

Offices in **India, US, Europe, Japan & China**

Strong Presence in Industry Value Chain



End Usage Applications for Pharma, Agrochemicals & Nutraceuticals

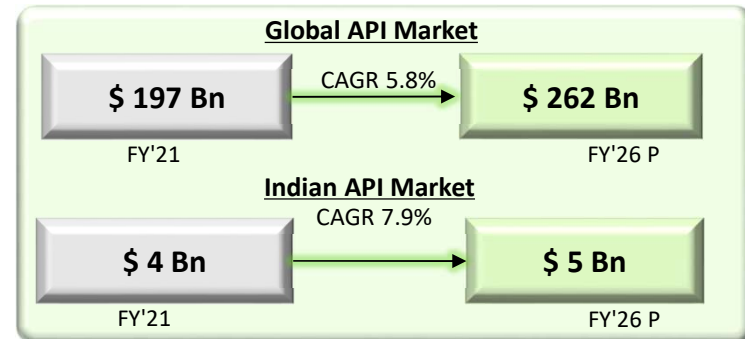



Off- Patented Pharma (APIs)	Therapeutic Category (Used in ~ 53 APIs)			Our Product Category (GMP & Non-GMP)			
	Antipyretic	Analgesic	Antifibrosis	Pyridine, Picolines	Amino Methyl Pyridines	Chloro/ Bromo/ Fluoro Pyridines	
	Anti inflammatory	Anticoagulant	Anticonstipation	Amino Pyridines	Hydroxy Methyl Pyridine	Piperidine	
	Antibiotics	Anti viral	Anesthetic	Acetic Anhydride	Methyl Ethyl Pyridine	Pyridine Aldehyde	
	Antihistamine	Antidiabetic	Green Solvent	Azacyclonol	Lutidines & Collidines	Ethyl Acetate	
Patented Pharma (APIs)	Therapeutic Category (Used in ~ 12 APIs)			Our Product Category (GMP & Non-GMP)			
	Antimalarial	Antidiabetic	Anti Cancer	Dichloro pyridine	Halo Azaindole	AminoChloro & Methylpyridine	Bromo Pyridine Fluoro Phenone
	Antiretroviral	Anticoagulant	Breast Cancer	Amino Pyrrole Derivative	Hydroxy Methylpyridine	Amino Piperidine derivative	Sulphur Pyridine derivative
	Anti ulcerative	Anti viral	Anti fibrosis				
Agrochemical & Antimicrobial	Used in ~ 23 Actives						
	Insecticide	Fungicide		Pyridine, Picolines	Acetic & Propionic Anhydride		
	Herbicide	Antimicrobial		Amino Pyridines	Cyano Pyridines		
				Halo Pyridines	Acetic & Propionic Anhydride		
				Chloro Methyl Pyridines	Pyrithiones Family		
Nutraceuticals	Nutraceutical ingredients:			Niacin/ Niacinamide (Vitamin B3), Choline Chloride (Vitamin B4), RPS, Picolinates & Hexanicotinate			
	Animal Health Solutions : Liver protection, Better Meat quality, Anti-stress, Egg quality enhancer, Gut health solutions, Immunity Enhancer			Various Nutritional premixes			


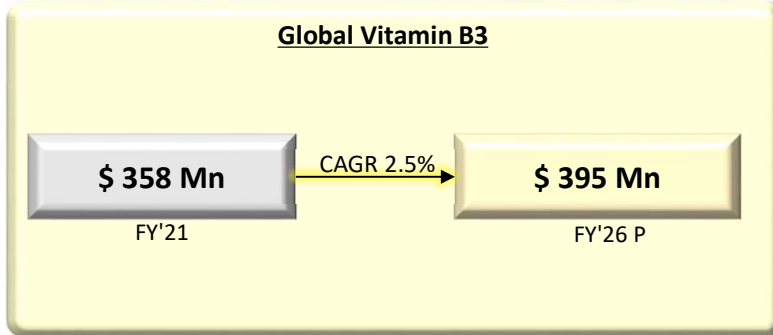
Industry Overview: Presence in Large & Growing Markets¹



Speciality Chemicals





Nutrition & Health Solution*



* Sum of Vit Feed Supplements+ Functional Food Ingredients + Nutraceuticals + Pet Food + Feed Additives

Life Science Chemicals



1) Source: M & M Report 2020

2) Merchant Market; IHS Report

3) Frost & Sullivan Report, Benchmark ICIS Prices

Overall Expansion Plan: Jubilant Ingrevia



Plan to double the Revenue by FY'26 from the base of FY'21. Key Projects starting during next 3 years (Quarter in which production is starting)

- FY'22**
- **Diketene investment (Phase 1)**– Moving up the value chain of Ketene, Growing demand & Exit of the old leading producer **(Q4 FY'22)**

- FY'23**
- **CDMO (GMP) Multipurpose plant**– For Pharma intermediates **(Q1 FY'23)**
 - **CDMO (Non-GMP) Two Multipurpose plant** for Pharma & Agro intermediates **(Q1 FY'23)**
 - **MPP Agro Active plant** – Moving up the value chain of Crop Protection actives & Growing customer demand **(Q4 FY'23)**


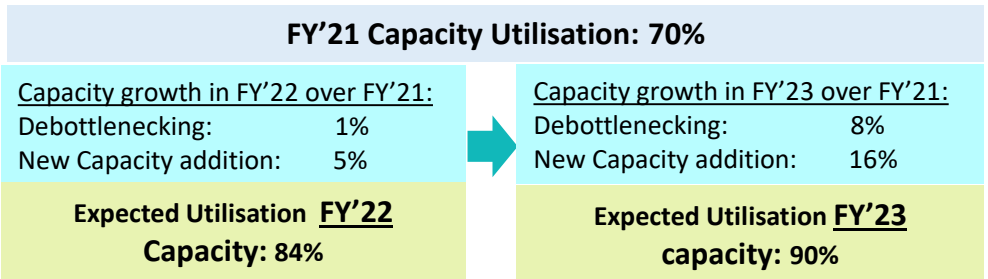
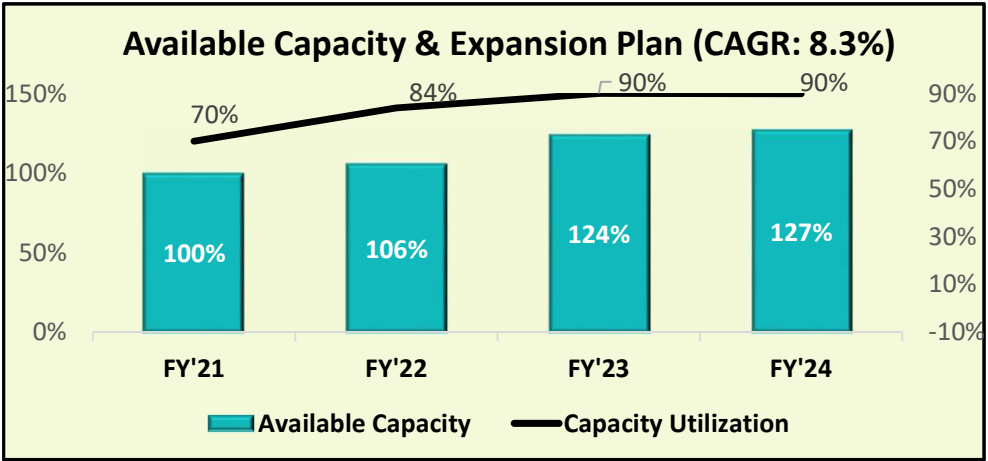
- **Acetic Anhydride capacity expansion** – Growing demand & Geographic expansion **(Q4 FY'23)**
- **Food Grade Acetic Acid**– Green Acetic Acid for food applications **(Q1 FY'23)**

- **Nutrition Premix plant Expansion** – Moving up the value chain from Ingredients to Premixes **(Q2 FY'23)**
- **Pharma Grade Vitamin B3 (USFDA, EU CEP)** – For niche application in Pharmaceuticals **(Q3 FY'23)**

- FY'24**
- **Niacinamide capacity expansion** – Geographic Expansion and Moving forward for value added end uses 13,000 TPA to 16,000 TPA **(Q1 FY'24)**

- **Diketene investment (Phase 2)**– Moving up the value chain of Ketene, Growing demand & Exit of the old leading producer **(Q4 FY'24)**

Capacity Build Up for Growth



Rationale for Investment

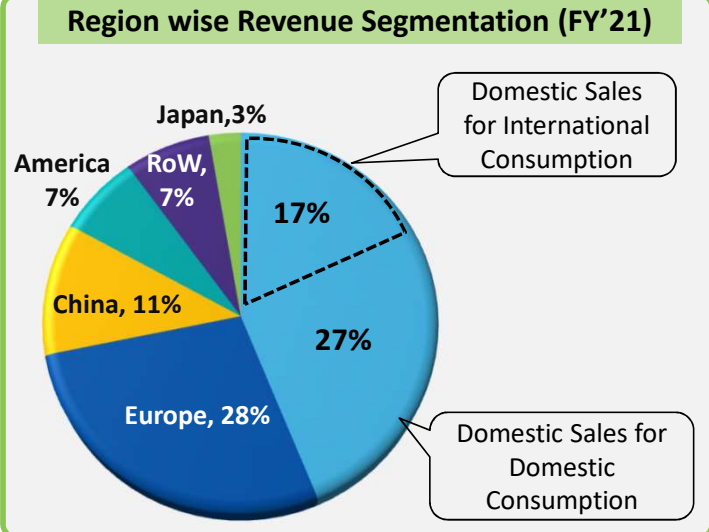
	Proposed Investment	Rationale for Investment
Speciality Chemicals	New facility for launch of 6 Diketene derivatives. Subsequently, add 8 value-added Diketene derivatives	Forward integration of our Ketene capability and growing demand of Diketene derivatives globally as well as Import replacement in India.
	CDMO Expansion - Invest in GMP & Non-GMP multi-product facility for Pharma & Crop Protection customers	Growing demand of global customers and their de-risking strategy from China
	Agro-active: New world class multi-product facilities for pesticides.	Global agro customers are approaching to de-risk supply chain on agro-active. Moving up the value-chain from our existing products to produce agro-active
	Indicative Investment¹ of about Rs. 550 Cr. in 3 years	
Nutrition & Health Solution*	<ul style="list-style-type: none"> • Expand Vitamin B3 capacity by ~20% from current 13,000 MT/Year and launch various value-added grades of Vitamin B3 • Upgrade our facility to US DMF & European CEP compliant and enter regulated pharma market of Niacinamide 	We are the lowest cost producer and fully backward integrated Expanding geography and adding value-added Vitamin B3 in Pharma, cosmetic etc.
	Enhance our portfolio with value-added premixes and investment for premix plant expansion	Growing demand of Speciality animal nutrition products from our customers
	Indicative Investment¹ of about Rs.100 Cr. in 3 years	
Life Science Chemicals	Invest in another Acetic Anhydride facility to increase capacity by ~35% and further strengthen global leadership	Growing demand No new facility globally Customers are exploring to shift from high cost to low cost countries
	Indicative Investment¹ of About Rs 250 Cr. in 3 years	

¹Indicative plans – subject to the approval from Board of Directors

BUSINESS SEGMENTS

Speciality Chemicals – Segment Snapshot

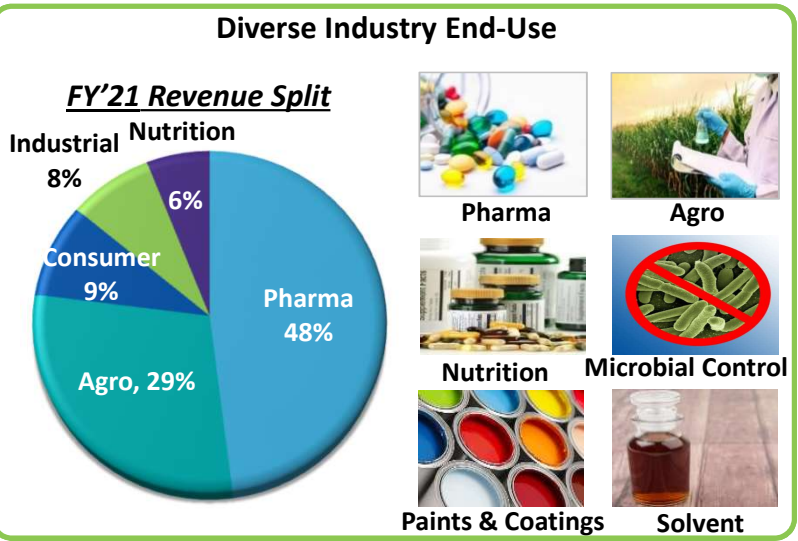
85 Products (Pyridines & Picolines, Cyanopyridines, Piperidines, Aminopyridines, Lutidines)	Amongst top 2 Globally in (Pyridine+Beta), - Globally #1 in 11 Pyridine Derivatives	Globally lowest cost producer of Pyridine offering significant long term advantage
Market size (In current Jubilant Products): \$ 1235 Mn Jubilant's Market Share: ~13%	25 plants across 3 Sites	Products are REACH, HALAL & KOSHER certified



FY'21 Capacity Utilisation: 74%

Capacity Growth in FY'22 over FY'21: Debottlenecking: 1% New Capacity addn: 14%	Capacity Growth in FY'23 over FY'21: Debottlenecking: 13% New Capacity addn: 18%
Expected Utilisation FY'22: 91%	Expected Utilisation FY'23: 92%

Capacity Growth in FY'24 over FY'21: Debottlenecking: 14% New Capacity addn: 43%
Expected Utilisation FY'24: 93%



- **“Partner of Choice”** to **~420 global customers**
- Serving 15 of top 20 Global Pharma & 7 of top 10 Global Agrochemical companies
- International reach through offices in US, Europe, Japan & China
- Around 40% export in regulated markets leading to sustainable revenue

Key Investment Projects

- Diketene & Derivatives (Phase-1&2) (Q4 FY'22 & Q4 FY'24)**
- CDMO GMP & Non – GMP Facility (Q1 FY'23)**
- MPP - Insecticides/ Fungicides/ Herbicide (Q4 FY'23)**

Investment of ~INR 550 Cr. by FY'24

In line with our Vision to double the Revenue by FY'26, we have **36 Products** in Pipeline.

Nutrition & Health Solutions – Segment Snapshot

5 Nutrition Ingredients & 18+ branded solutions
(For Animal Health)

Global top 2 in Vitamin B3
Domestic leader in Vitamin B4 (Feed)

100% in-house sourcing of Beta Picoline (Key RM) for Vitamin B3 via green route

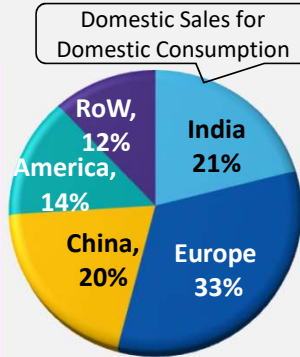
19% Global market share in Vitamin B3
60% domestic share in Vitamin B4

5 Plants across 2 Sites

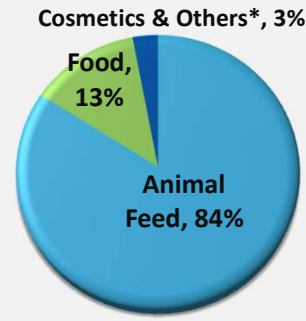
WHO GMP, FSSAI, HALAL, KOSHER and FAMI-QS certified

Revenue Segmentation (FY'21)

By Region



By End use



*Personal Care & Industrial applications

FY'21 Capacity Utilisation: 70%

Capacity growth in FY'22 over FY'21:

Debottlenecking: 0%
New Capacity addn: 0%

Capacity growth in FY'23 over FY'21:

Debottlenecking: 0%
New Capacity addn: 32%

Expected Utilisation FY'22: 89%

Expected Utilisation FY'23: 83%

Capacity growth in FY'24 over FY'21:

Debottlenecking: 2%
New Capacity addn: 48%

Expected Utilisation FY'24: 83%

Animal Nutrition & Health Solutions Brands

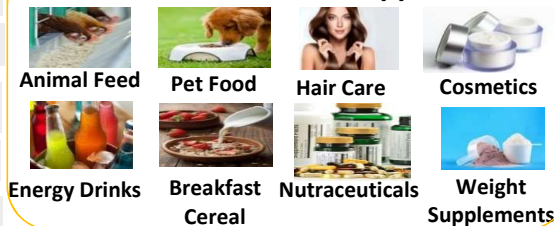
Poultry

Dairy

Aqua

Liver Protection Solutions	ANICHOL PhytoShield	Milk Enhancer Solutions	ANICHOL-RP NUTRA PLUS	Gut Health Solutions	GLYMIN AQUA JUBIMIN PLUS-AQUA
Better Meat Quality	EnCroMix	Anti-Stress Solutions	EnCroMix	Feed Efficiency Solutions	Acifeed Aqua
Anti-Stress Solutions	Csmo Betaine EnCroMix	Milk Quality Solutions	JUBILYS RP JUBIMETH-RP	Feed Quality Solutions	Acifeed Aqua
Egg Quality Enhancer	"Egghancer"	Transition Health Solutions	NIACON RP		

Niacinamide End Use Applications



"Partner of Choice" to ~400 global customers and has established strong distribution network

Globally, we serve **90+** customers in Cosmetics, **55+** Customers in Dietary supplements & **20+** Customers for Energy Drinks and Breakfast Cereals.

Strategic partnership for the Human Nutrition line of products

More than half of the exports in regulated markets leading to sustainable revenue

Key Investment Projects

- Nutrition Premix Plant expansion** for Animal Nutrition (Q2 FY'23)
- Facility upgrade** for Pharma Grade Vitamin B3 (Q3 FY'23)

- Niacinamide Capacity Expansion** (Q1 FY'24)

Investment of **~INR 100 Cr.** by FY'24

In line with our Vision to double the revenue by FY'26, we have **18 Products** in Pipeline.

Life Sciences Chemicals – Segment Snapshot

8 Products

(Acetic Anhydride, Ethyl Acetate, Propionic Anhydride, Aldehydes, Speciality Alcohol, Anhydrous Alcohol)

Leadership in merchant market of **Acetic Anhydride and Propionic Anhydride**

Among **top suppliers of Fuel grade Ethanol** to Oil Marketing Companies

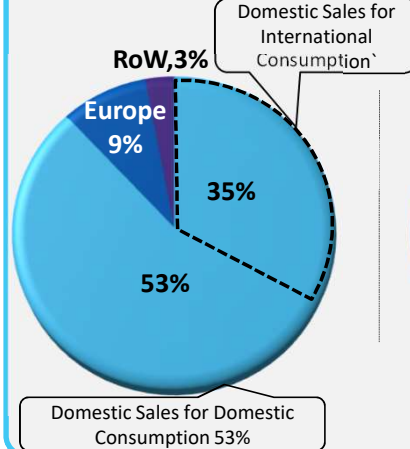
9% Global market share in LSI & **10% domestic share** in Speciality Alcohol

20 plants across **3 Sites** (Multi-location, Multi-plant advantage)

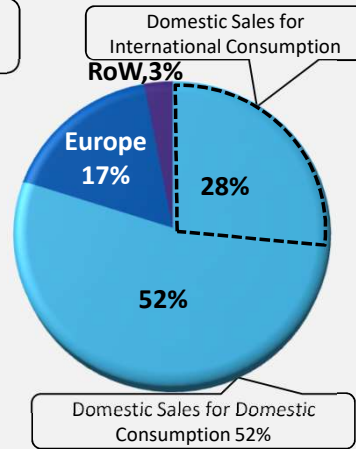
Products are REACH, HALAL & KOSHER certified

Region wise Revenue Segmentation (FY'21)

For Segment



For Acetic Anhydride



FY'21 Capacity Utilisation: 69%

Capacity growth in FY'22 over FY'21
Debottlenecking: 1%
New Capacity add: 4%

Capacity growth in FY'22 over FY'21
Debottlenecking: 7%
New Capacity add: 15%

Expected Utilisation FY'22: 83%

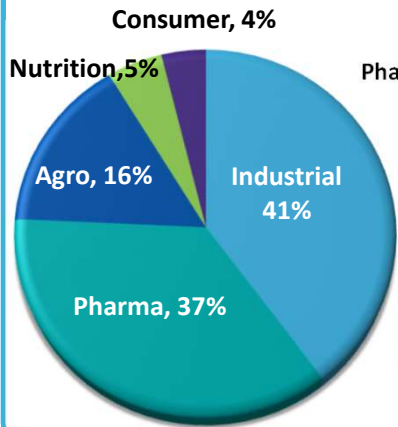
Expected Utilisation FY'23: 90%

Capacity growth in FY'22 over FY'21
Debottlenecking: 7%
New Capacity add: 15%

Expected Utilisation FY'24: 90%

Diverse Industry End-Use

FY'21 Revenue Split



“Partner of Choice” to ~600 global customers
European Union is the major deficit market: nearly **90%** import dependent for Acetic Anhydride; nearly **70%** import dependent for Ethyl Acetate.

India Pharma and Agro applications are estimated to witness strong growth, mainly driven by Paracetamol, Acephate and Ibuprofen.

Shift of manufacturing from China to India will encourage growth in various industrial applications in India.

Key Investment Projects

1 Food grade Acetic Acid plant (Q1 FY'23)

2 Acetic Anhydride capacity expansion (Q4 FY'23)

Investment of ~ **INR 250 Cr.** by FY'24

In line with our Vision to double the Revenue by FY'26, we have **7 Products** in Pipeline.

Multi Location Manufacturing & Operation Excellence



Manufacturing Facilities



463 acres

Gajraula, Uttar Pradesh, India

Integrated facility for Speciality Chemicals & Life Science Chemicals



310 acres

Bharuch, Gujarat, India

Speciality Chemicals, Nutrition & Health Ingredients & Life Science Chemicals facility located in SEZ



144 acres

Nira, Maharashtra, India

Life Science Chemicals



109 acres

Samlaya, Gujarat, India

Animal Nutrition & Health Solutions



3.5 acres

Ambernath, Maharashtra, India

Speciality Chemicals

We operate 50 Plants across 5 sites in 3 states

We have enough land available at our existing sites for future expansions

Operation Highlights

Multi-Chemistry, Multi-Product and Process Condition handling expertise

Large capacities in **Continuous & Batch processes**

World Class GMP facility at Bharuch

Temp, Humidity & Differential Pressure Controlled Areas with ISO-8 (Class 100,000) Clean rooms

cGMP compliant Pilot Plant

20 – 1000L Reactors (Glass Assemblies, Cryogenic & Plug Flow reactors, Lyophilizer Autoclaves)

In-house Utilities

Captive Power Plant (Gajraula), Own Steam Generating Boilers, Chilled Water & Brine Unit

Ecologically Harmonized Practices












Incinerators, ETBs, Multi Effect Evaporators, Reverse Osmosis, Water Polishing Plants

Health & Safety: benchmarking global performance by Chilworth Dekra- FY'07 & Chola MS- FY'21

Compliance: 3,800+ compliance items through 'EY' Conformity tool

Jubilant Ingrevia: Global Accreditation



Select Certifications	Gajraula	Bharuch	Nira	Samlaya	Ambernath
 Responsible Care RC 14001:2015	✓	✓	✓		
 ISO 9001:2015	✓	✓	✓	✓	✓
 ISO 22000:2005	✓	✓	✓		
 ISO 14001:2015	✓	✓	✓	✓	
 ISO 45001:2018	✓	✓	✓	✓	
 FSSAI	✓	✓	✓	✓	
 FAMI-QS		✓		✓	
 HALAL KOSHER	✓	✓	✓		
 GMP Certification	✓ State FDA GMP	✓ State FDA GMP & WHO GMP			
 ISO 50001	✓	✓			
 TFS Audit		✓ (FY'19)	✓ (FY'20)		
ISO/IEC 17025- NABL	✓	✓			



Certification for Jubilant Life Sciences Ltd.: FY'20 (Gold Category)

Business Excellence and Digital Transformation



Belt Competencies (FY'21)

Black Belts: 08

Green Belts: 98

Yellow Belts: 141

Business Excellence (17+ years experience)

Tools & Processes

Design Excellence

Strengthen Development Capability by exploring complete design space and target Right First Time

Theory of Constraints

Quality by Design

Mission Directed Team

Balanced Scorecard

Operational Excellence

- Removing process inefficiencies
- improve cost effectiveness
- Addressing process variation
- Improve asset utilization

Six Sigma

Lean

TPM

Process Engineering

Customer Excellence

- Effective time & cost management for customer's NPD projects
- Analytics for accurate forecasting

CRM

Analytics

Stage Gate deployment

Customer Dashboard

Digital Transformation

- Our journey started in 2018 with an objective to improve
 - Operational efficiency
 - Business & Supply chain processes
 - customer experience and engagement
- Every project we consider is based on the individual business case



Sustainability

- Energy Demand Forecasting
- Electronic Production Management
- Demand & Production Planning
- Digitally Accelerated Contract Manufacturing



Efficiency Improvement

- Upgradation & Security enhancement of ERP
- Process Automation
- Employee Collaboration
- Digital Factory



Customer Engagement

- Customer Experience
- Digital Sales through Salesforce Automation & Project & Workflow Management Platforms

Research Development & Technology (RDT)

Key Highlights

- 3 RDT centers** in Noida, Gajraula and Bharuch
- 35 Key technology platforms** developed & commercialized to global standards. Some are unique: Ammoxidation, Grignard etc.
- 90 highly qualified scientists** (~20 PhDs)
- 60+ Products in Pipeline** for next 5 years

Key Technology Platforms

1000s MT	100s MT	MTs
Aromatization	Sandmeyer	Hoffmann
Oxidation	Grignard	Bu-Li Reaction
Vapour Phase Reactions	Bromination	Re-arrangement
Amoxidation,	Methylation	Methoxylation
Chlorination / Photo chlorination	Quarternisation	Iodination
Fermentation	Ethylene Oxide Reaction	Chiral Synthesis
Ketene Technology	Chichibabin	De-alkylation

Key focus areas for RDT

- Optimization** Existing product's processes to remain globally competitive
- Expansion** Focus on **Agro, Nutrition CDMO & Antimicrobials**– New Product Development
- Academic Collaboration** **New technologies by academia collaboration**/expanding internal infrastructure
- Scientific Advisory Board** **Strong Scientific advisory board** to support RDT
- Centre of Excellence** For Bio catalysis, Flow chemistry, Chemo catalysis, Gas phase Catalytic Chemistry

CSR - Jubilant Bhartia Foundation



Established in 2007

Mission: To develop multi-stakeholder sustainable models to bring about 'social change' involving knowledge generation & sharing, experiential learning & entrepreneurial ecosystem



A sister organization of World Economic Forum in Partnership with Jubilant Bhartia Foundation

Education



- 50,000 students in 275 govt. primary schools
- Developed digital platform "Jubilant Education System"
- Introduced Digital Classes in Government schools

Improving Health



- Jubilant Aarogya - Affordable healthcare services
- Swasthya Prahari – Conduction Growth Monitoring of 10,000+ children from 0 to 5 yrs of age and BCC to decrease malnutrition

Escalating Employability



- Skill Development program for training 2500 youth every year.
- Promote Self sustainable Micro Enterprise

Social Entrepreneurship



- JBF with the Schwab Foundation recognize & award exceptional individuals in Social Business
- Providing business to social enterprises

FACE- Centre for Excellence



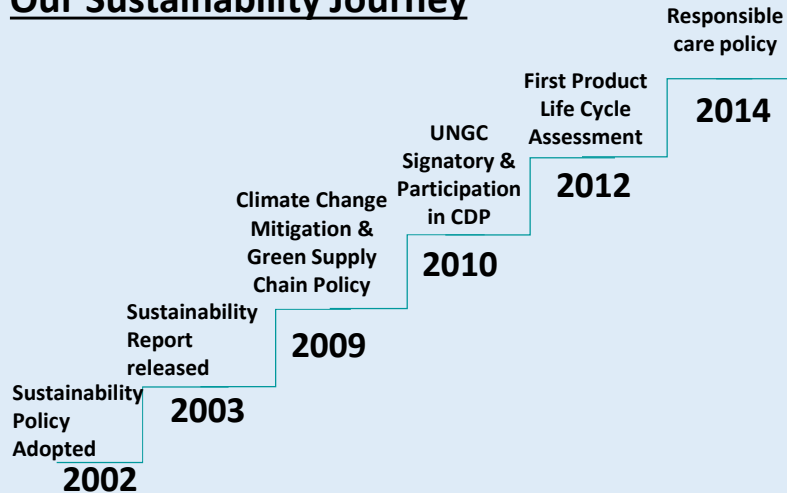
An initiative between CII & Jubilant Bhartia to improve productivity of agriculture and increase farmer income



Sustainability Journey



Our Sustainability Journey



SDG: Key Achievements

- 37%** Reduction in Specific Water Consumption wrt FY'13
- 27%** Reduction in Specific Greenhouse Gas Emissions wrt FY'13
- 25%** Reduction in Specific Energy Consumption wrt FY'13
- 44964** Training man-days were imparted from FY'14

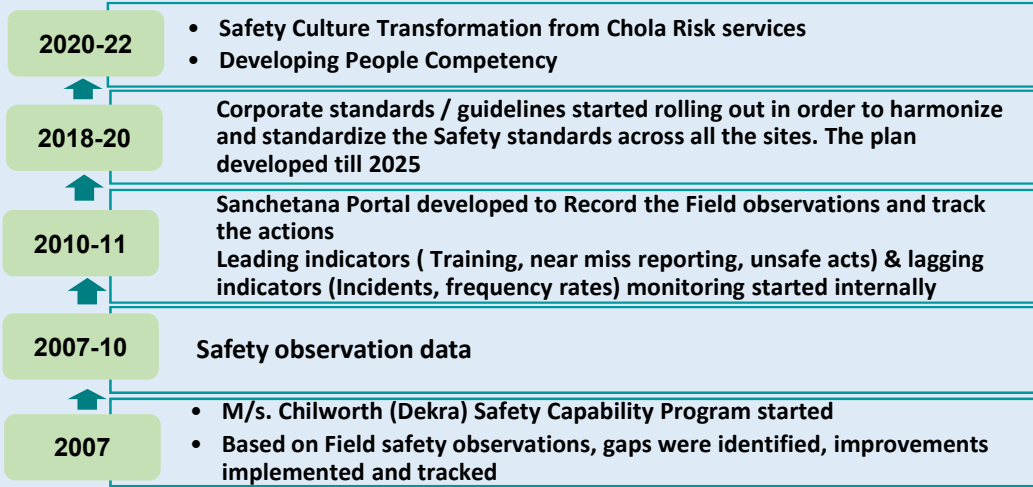
ESG Assessment



First time participated in DJSI Assessment in September 2021

Expecting our result around March 2022

OH&S Journey



2018 **FICCI Safety Award**
FICCI Water Award

2016 **FICCI Chemicals & Petrochemicals Awards**



ecovadis
Gold Rating



2019 **National Energy Conservation Award**
Logistics & Supply Chain Awards 2019

2016 **CII Excellence in Energy Award**

For more detail visit our Sustainability page: <https://jubilantingrevia.com/about-us/sustainability>

Financials

Financial Highlights¹ : Key Financial Parameters

Period	Sales	EBITDA	EBITDA (%)	PAT	PAT (%)	EPS
Highlights Q2'FY22	₹ 1,223 Cr.	₹ 202 Cr.	16.5%	₹ 111 Cr.	9.1%	₹ 7.0
	↑ 56% YoY	↑ 44% YoY	↓ (135) bps	↑ 43% YoY	↓ (79) bps	↑ 43% YoY
Highlights Q2'FY21²	₹ 784 Cr.	₹ 140 Cr.	17.9%	₹ 77 Cr.	9.9%	₹ 4.8
Highlights H1'FY22	₹ 2,367 Cr.	₹ 490 Cr.	20.7%	₹ 279 Cr.	11.8%	₹ 17.6
	↑ 56% YoY	↑ 83% YoY	↑ 311 bps	↑ 115% YoY	↑ 325 bps	↑ 115% YoY
Highlights H1'FY21²	₹ 1,520 Cr.	₹ 267 Cr.	17.6%	₹ 130 Cr.	8.5%	₹ 8.2

1. All figures are in Rs Crore unless otherwise stated

2. - Q2 & H1'FY21 is derived from reported discontinued operation results of LSI segment of Jubilant Pharmova Limited on Pro-forma basis
 - EPS for previous periods has been computed on combined profits assuming existence of share capital for full period.

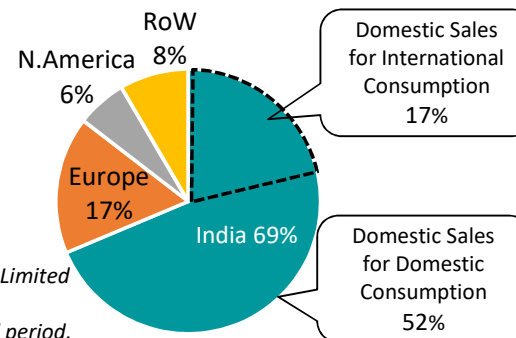
Jubilant Ingrevia – Q2'FY22 Financial Highlights



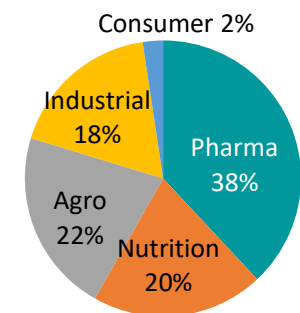
Particulars ¹	Q2'FY21 ²	Q2'FY22	YoY (%)
Revenue			
Speciality Chemicals	252	295	17%
Nutrition & Health Solutions	125	179	43%
Life Science Chemicals	406	749	84%
Total Revenue from Operations	784	1,223	56%
Reported EBITDA	140	202	44%
Speciality Chemicals	71	71	0%
Nutrition & Health Solutions	28	35	23%
Life Science Chemicals	40	103	160%
Unallocated Corporate (Expenses)/Income	2	-7	-
PAT	77	111	43%
EPS	4.8	7.0	43%
Reported EBITDA Margins	17.9%	16.5%	
Speciality Chemicals	28.1%	24.1%	
Nutrition & Health Solutions	22.6%	19.5%	
Life Science Chemicals	9.7%	13.8%	
Net Margin	9.9%	9.1%	

- Revenue grew by 56% on YoY basis, driven by robust growth in volume and prices.
- Speciality Chemicals revenue grew by 17% YoY driven by volume growth across product segments.
- Nutrition and Health Solutions revenue grew by 43% YoY driven by higher volumes and growth in Niacinamide price.
- Life Sciences Chemical revenue grew by 84% YoY, driven by higher prices on account of favorable market conditions and passing-on of higher input cost of acetic acid.
- EBITDA at Rs 202 Crore, grew by 44%, on account of strong performance of Life Sciences chemical segment led by favorable market conditions and volume growth in Nutrition and Health Solution.
- PAT grew by 43% YoY driven by growth in EBITDA, added by reduction in finance cost through reduction in Gross debt and optimization of Interest rates.
- ROCE in H1'FY22 improved to 33.2% against 20.2% in FY21
- ROE in H1'FY22 improved to 26.6% over 16.4% in FY21

Q2'FY22 Geographical Revenue Split



Q2'FY22 Industry End-Use Split



1. All figures are in Rs Crore unless otherwise stated
2. - Q2 & H1'FY21 is derived from reported discontinued operation results of LSI segment of Jubilant Pharmova Limited on Pro-forma basis
- EPS for previous periods has been computed on combined profits assuming existence of share capital for full period.
3. ROCE & ROE for H1'FY22 is calculated on the basis of extrapolation of six months performance during FY22.

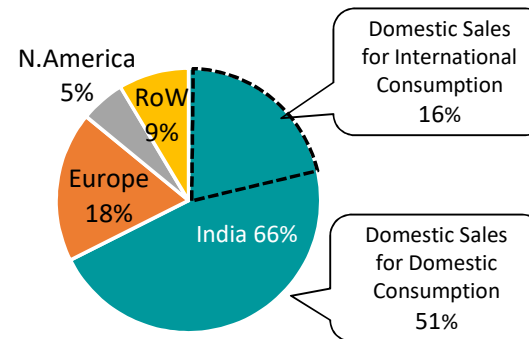
Jubilant Ingrevia – H1'FY22 Financial Highlights



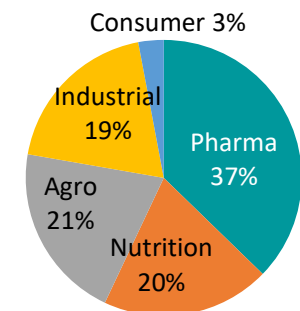
Particulars ¹	H1'FY21 ²	H1'FY22	YoY (%)
Revenue			
Speciality Chemicals	509	600	18%
Nutrition & Health Solutions	274	346	26%
Life Science Chemicals	737	1,422	93%
Total Revenue from Operations	1,520	2,367	56%
Reported EBITDA	267	490	83%
Speciality Chemicals	140	155	11%
Nutrition & Health Solutions	60	61	3%
Life Science Chemicals	63	287	353%
Unallocated Corporate (Expenses)/Income	5	-14	-
PAT	130	279	115%
EPS	8.2	17.6	115%
Reported EBITDA Margins	17.6%	20.7%	
Speciality Chemicals	27.4%	25.9%	
Nutrition & Health Solutions	21.8%	17.7%	
Life Science Chemicals	8.6%	20.2%	
Net Margin	8.5%	11.8%	

- Revenue grew by 56% on YoY basis, driven by robust growth in volume and prices.
- Speciality Chemicals revenue grew by 18% YoY driven by volume growth across product segments.
- Nutrition and Health Solutions revenue grew by 26% YoY driven by higher volumes and growth in Niacinamide price
- Life Sciences Chemical revenue grew by 93% YoY, driven by higher prices on account of favorable market conditions and pass-on of higher input cost of acetic acid
- EBITDA at Rs 490 Crore, grew by 83% on account of strong performance of Life Sciences chemical segment led by favorable market conditions supported by Speciality Chemicals.
- PAT grew by 115% YoY driven by growth in EBITDA, aided by reduction in finance cost on account of reduction in Debt and optimization of Interest rates .
- ROCE in H1'FY22 improved to 33.2% against 20.2% in FY21
- ROE in H1'FY22 improved to 26.6% over 16.4% in FY21

H1'FY22 Geographical Revenue Split



H1'FY22 Industry End-Use Split



1. All figures are in Rs Crore unless otherwise stated
2. - Q2 & H1'FY21 is derived from reported discontinued operation results of LSI segment of Jubilant Pharmova Limited on Pro-forma basis
- EPS has been computed on combined profits assuming existence of share capital for full period.
3. ROCE & ROE for H1'FY22 is calculated on the basis of extrapolation of six months performance during FY22.

Debt Profile – As on 30th September, 2021

Particulars ¹	31-Mar-21	30-Jun-21	30-Sep-21
Long Term Borrowings	548	227	218
Short Term Borrowings	-	230	45
Total Gross Debt	548	457	263
Cash & Equivalent	117	70	70
Total Net Debt	431	386	193
QoQ change		-10%	-50%

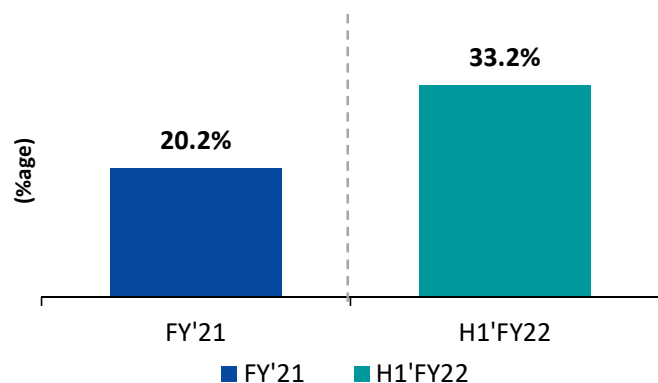
- Gross Debt and Net Debt reduction of Rs 193 Crore in Q2'FY 22.
- Net Debt to EBITDA in Q2'FY22 stands at 0.2 times, from the earlier level of 0.5 times as on 30th June, 2021.
- Average blended interest rate for Q2'FY22 was 5.53%, against 7.25 % in Q2'FY21 and average Net Debt during Q2'FY22 was lower by Rs 238 Crore as compared to 31st March 2021.

1. All figures are in Rs Crore unless otherwise stated

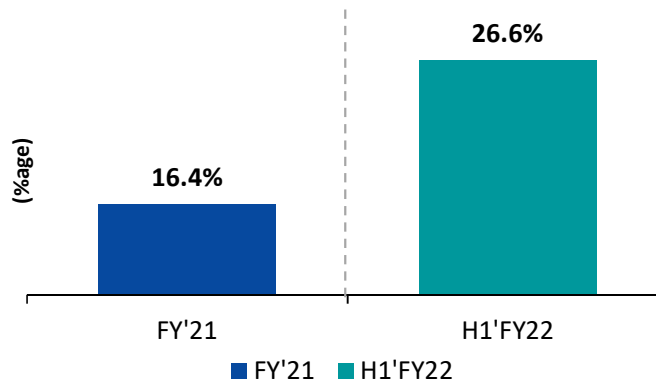
Balance Sheet – Key Parameters/Ratios (Pro-Forma²)



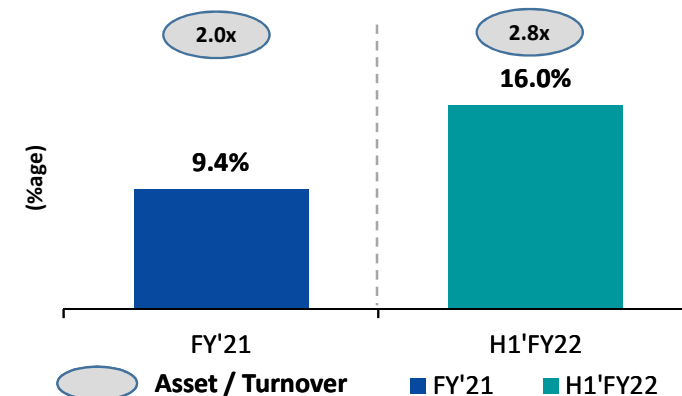
Return On Capital Employed (RoCE)



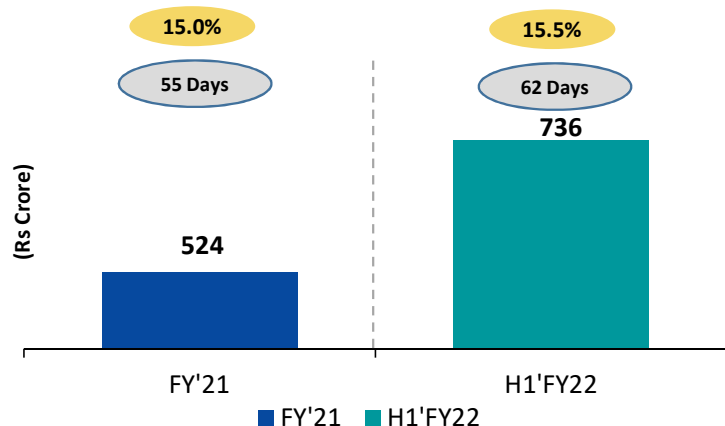
Return on Equity



Asset / Turnover and Return On Asset (RoA)



Net Working Capital



Strong Balance Sheet:

- RoCE improved significantly to 33.2% in H1'FY22
- RoE improved at 26.6% in H1'FY22
- Asset to Turnover increased to 2.8x in H1'FY22 from 2.0x in FY'21
- RoCE and Assets Turnover ratio for H1'FY22 improved due to debottlenecking & higher utilization of capacities during H1'FY22
- Increase in Net Working Capital is on account of higher Raw Material cost and higher revenue.

1. All figures are in Rs Crore unless otherwise stated

2. FY21 is calculated from 10 month of discontinued operation of LSI segment of Jubilant Pharmova Limited and 2 months of Jubilant Ingrevia Limited

3. H1'FY22 is calculated on the basis of extrapolation of six months performance during FY22

Our Vision, Values, Promise and Philosophy

OUR VISION

- To acquire and maintain global leadership position in chosen areas of businesses
- To continuously create new opportunities for growth in our strategic businesses
- To be among the top 10 most admired companies to work for
- To continuously achieve a return on invested capital of at least 10 points higher than the cost of capital

OUR PROMISE

Caring, Sharing, Growing

We will, with utmost care for the environment and society, continue to enhance value for our customers by providing innovative products and economically efficient solutions; and for our stakeholders through growth, cost effectiveness and wise investment of resources

OUR VALUES



OUR PHILOSOPHY



Caring



Sharing



Growing

For More Information



For Investors:

Pavleen Taneja

Ph: +91 120 436 1000

E-mail: pavleen.taneja@jubl.com

For Media:

Sudhakar Safaya

Ph: +91 120 436 1034

E-mail: sudhakar.safaya@jubl.com

Siddharth Rangnekar

CDR India

Ph: +91 22 6645 1209

E-mail: siddharth@cdr-india.com

Clayton Dsouza

Madison Public Relations

E-mail: clayton.dsouza@madisonpr.in

Phone number: +91 9930011602

Thank you for your time

Jubilant Ingrevia Limited

1A, Sector-16A, Noida - 201 301, Uttar Pradesh, India

Email: support@jubl.com | www.jubilantingrevia.com

Appendix : Income Statement – Q2 & H1'FY22



Particulars ¹	Q2'FY21 ²	Q2'FY22	YoY (%)	H1'FY21 ²	H1'FY22	YoY (%)
Total Revenue from Operations	784	1,223	56%	1,520	2,367	56%
Speciality Chemicals	252	295	17%	509	600	18%
Nutrition & Health Solutions	125	179	43%	274	346	26%
Life Science Chemicals	406	749	84%	737	1,422	93%
Total Expenditure	647	1,027	59%	1,261	1890	50%
Other Income	4	7		8	13	
Segment EBITDA						
Speciality Chemicals	71	71	0%	140	155	11%
Nutrition & Health Solutions	28	35	23%	60	61	3%
Life Science Chemicals	40	103	160%	63	287	353%
Unallocated Corporate (Expenses)/Income	2	-7	(541%)	5	-14	(390%)
Reported EBITDA	140	202	44%	267	490	83%
Depreciation and Amortization	31	31	(1%)	61	62	1%
Finance Cost	17	7.2	(59%)	46	20	(56%)
Profit before Tax (After Exceptional Items)	92	165	79%	160	408	154%
Tax Expenses (Net)	15	54	264%	31	129	319%
PAT	77	111	43%	130	279	115%
EPS - Face Value Re. 1 (Rs.)	4.8	7.0	43%	8.2	17.6	115%
Segment EBITDA Margins						
Speciality Chemicals	28.1%	24.1%		27.4%	25.9%	
Nutrition & Health Solutions	22.6%	19.5%		21.8%	17.7%	
Life Science Chemicals	9.7%	13.8%		8.6%	20.2%	
Reported EBITDA Margin	17.9%	16.5%		17.6%	20.7%	
Net Margin	9.9%	9.1%		8.5%	11.8%	

1. All figures are in Rs Crore unless otherwise stated

2. - Q2 & H1'FY21 is derived from 3 month of discontinued operation of LSI segment of Jubilant Pharmova Limited on Pro-forma basis
 - EPS has been computed on combined profits assuming existence of share capital for full period.