

22 October 2019

To Corporate Relations Department. BSE Limited 1 st Floor, New Trading Ring, Rotunda Building, P J Tower, Dalal Street, Mumbai 400 001	To Corporate Listing Department. National Stock Exchange of India Ltd Exchange Plaza, 5 th Floor Plot No.C-1, G-Block Bandra-Kurla Complex Bandra (East), MUMBAI 400 051
BSE Code: 532978	NSE Code: BAJAJFINSV

Subject: Unaudited standalone and consolidated financial results for the second quarter and half-year ended 30 September 2019 - Regulation 30

Dear Sir/Madam,

In terms of the provisions of Regulation 30 (read with Part A of Schedule III) and Regulation 33 of the SEBI (Listing Obligations and Disclosure Requirements) Regulations, 2015, we enclose the following statements for the second quarter and half-year ended 30 September 2019, which were approved and taken on record at the meeting of the Board of Directors held today, the 22 October 2019:

- Unaudited standalone and consolidated financial results of the Company for the second quarter and half-year ended 30 September 2019;
- Limited Review Reports for unaudited standalone and consolidated financial results for the second quarter and half-year ended 30 September 2019; and
- Press release.

The meeting commenced at 3.00 p.m. and concluded at 3.45 p.m.


Thanking you,

Yours faithfully,

For Bajaj Finserv Limited



Sonal Tiwari
Company Secretary



Encl: as above

Bajaj Finserv Limited



Bajaj Finserv Limited

CIN : L65923PN2007PLC130075

Registered Office : Mumbai - Pune Road, Akurdi, Pune 411 035


Corporate Office : Off Pune - Ahmednagar Road, Viman Nagar, Pune - 411 014

Website : www.bajajfinserv.in ; E-mail : Investors@bajajfinserv.in ; Telephone : +91 20 27472851 ; Fax : +91 20 27407380

Statement of standalone unaudited financial results for the quarter and half year ended 30 September 2019

(₹ In Crore)

	Particulars	Quarter ended			Half year ended		Year ended
		30.09.2019 (Reviewed)	30.06.2019 (Reviewed)	30.09.2018 (Reviewed)	30.09.2019 (Reviewed)	30.09.2018 (Reviewed)	31.03.2019 (Audited)
1	Income						
	Interest income	17.23	15.41	14.81	32.64	27.48	59.31
	Dividend income	350.33	-	286.76	350.33	286.76	286.76
	Rental income	0.56	0.53	0.49	1.09	0.97	2.05
	Windpower income	12.33	7.98	28.98	20.31	45.27	71.10
	Net gain on fair value changes	0.94	0.38	1.36	1.32	1.87	3.83
	Total revenue from operations	381.39	24.30	332.40	405.69	362.35	423.05
	Other income	9.63	7.24	7.40	16.87	12.21	25.51
	Total income	391.02	31.54	339.80	422.56	374.56	448.56
2	Expenses						
	Employee benefits expenses	22.34	20.03	10.48	42.37	19.33	53.53
	Depreciation, amortisation and impairment	0.44	0.43	0.37	0.87	0.73	1.55
	Other expenses	13.94	10.37	26.18	24.31	43.09	67.49
	Total expenses	36.72	30.83	37.03	67.55	63.15	122.57
3	Profit before tax (1-2)	354.30	0.71	302.77	355.01	311.41	325.99
4	Tax expense						
	Current tax	9.66	0.37	11.24	10.03	13.88	18.02
	Deferred tax	(0.39)	(0.15)	(0.06)	(0.54)	(0.15)	0.80
	Total tax expense	9.27	0.22	11.18	9.49	13.73	18.82
5	Profit after tax (3-4)	345.03	0.49	291.59	345.52	297.68	307.17
6	Other comprehensive income, net of tax						
	(a) Items that will not be reclassified to profit or loss	(0.07)	(0.07)	(0.07)	(0.14)	(0.14)	(1.27)
	(b) Items that will be reclassified to profit or loss	-	-	-	-	-	-
	Total other comprehensive income, net of tax	(0.07)	(0.07)	(0.07)	(0.14)	(0.14)	(1.27)
7	Total comprehensive income (5+6)	344.96	0.42	291.52	345.38	297.54	305.90
8	Paid-up equity share capital (Face value of ₹ 5)	79.57	79.57	79.57	79.57	79.57	79.57
9	Other equity						3,081.34
10	Earnings per share (₹) (not annualised)						
	Basic	21.7	0.0	18.3	21.7	18.7	19.3
	Diluted	21.7	0.0	18.3	21.7	18.7	19.3





Notes:

1. Disclosure of standalone assets and liabilities (Balance Sheet) as per Regulation 33 of the SEBI (Listing Obligations and Disclosure Requirements) Regulations, 2015 for the half year ended 30 September 2019 -

(₹ In Crore)

	Particulars	As at	As at	As at
		30.09.2019	30.09.2018	31.03.2019
		(Reviewed)	(Reviewed)	(Audited)
A	Assets			
1	Financial assets			
	Cash and cash equivalents	0.91	2.94	59.97
	Bank balances other than cash and cash equivalents	0.32	0.68	0.30
	Trade receivables	4.00	3.33	0.29
	Loans	148.80	73.09	25.85
	Investment in subsidiaries and a joint venture	2,227.53	2,107.53	2,177.53
	Other investments	920.59	838.94	759.87
	Other financial assets	44.40	42.62	50.90
	Sub-total - Financial assets	3,346.55	3,069.13	3,074.71
2	Non-financial assets			
	Current tax assets (net)	20.39	14.71	20.39
	Deferred tax assets (net)	8.68	8.58	8.08
	Investment property	5.56	5.69	5.63
	Property, plant and equipment	96.29	67.64	67.79
	Capital work-in-progress	39.60	11.74	33.34
	Other non-financial assets	10.21	25.10	8.96
	Sub-total - Non-financial assets	180.73	133.46	144.19
	Total - Assets	3,527.28	3,202.59	3,218.90
B	Liabilities and equity			
1	Financial liabilities			
	Trade payables			
	Total outstanding dues of micro enterprises and small enterprises			
	Total outstanding dues of creditors other than micro enterprises and small enterprises	5.15	7.52	4.69
	Other financial liabilities	16.11	9.82	24.42
	Sub-total - Financial liabilities	21.26	17.34	29.11
2	Non-financial liabilities			
	Current tax liabilities (net)	18.98	22.60	17.41
	Provisions	10.16	10.39	9.86
	Other non-financial liabilities	3.25	2.18	1.61
	Sub-total - Non-financial liabilities	32.39	35.17	28.88
3	Equity			
	Equity share capital	79.57	79.57	79.57
	Other equity	3,394.06	3,070.51	3,081.34
	Sub-total - Equity	3,473.63	3,150.08	3,160.91
	Total - Liabilities and Equity	3,527.28	3,202.59	3,218.90




Notes (contd) :

2. Disclosure of standalone statement of cash flows as per Regulation 33 of the SEBI (Listing Obligations and Disclosure Requirements) Regulations, 2015 for the half year ended 30 September 2019 -

(₹ In Crore)

Particulars	Half year ended		Year ended
	30.09.2019	30.09.2018	31.03.2019
	(Reviewed)	(Reviewed)	(Audited)
I. Operating activities			
Profit before tax	355.01	311.41	325.99
Adjustments to reconcile profit before tax to net cash flows:			
Depreciation, amortisation and impairment	0.87	0.73	1.55
ESOP reserve	7.05	0.57	3.04
Profit on sale of investments, net	(1.32)	(1.87)	(3.83)
Amortisation of premium/discount on acquisition of debt securities	(0.21)	0.65	0.34
	361.40	311.49	327.09
Change in assets and liabilities			
(Increase)/decrease in trade receivables	(3.71)	0.63	3.67
(Increase)/decrease in loans and other assets	(117.70)	(92.98)	(37.88)
(Increase)/decrease in other bank balances	(0.02)	(0.39)	(0.01)
Increase/(decrease) in liabilities and provisions	(6.13)	(0.25)	9.21
(Purchase) / sale of money market mutual funds, etc., net	(32.24)	(8.54)	8.07
Net cash flow from / (used in) from operating activities before income-tax	201.60	209.96	310.15
Income-tax paid	(8.46)	(8.70)	(23.70)
Net cash flow from / (used in) operating activities	193.14	201.26	286.45
II. Investing activities			
Purchase of property, plant and equipment	(36.05)	(4.45)	(27.07)
Sales proceeds of assets	0.48	-	0.11
Investment in subsidiary	(50.00)	-	(70.00)
Sale of investments	25.00	-	115.28
Purchase of investments	(151.95)	(178.59)	(229.14)
Net cash flow from / (used in) investing activities	(212.52)	(183.04)	(210.82)
III. Financing activities			
Dividend paid	(39.76)	(27.46)	(27.84)
Rights issue proceeds (net of expenses)	0.08	0.07	0.07
Net cash flow from / (used in) financing activities	(39.68)	(27.39)	(27.77)
Net change in cash and cash equivalents	(59.06)	(9.17)	47.86
Cash and cash equivalents as at the beginning of the year	59.97	12.11	12.11
Cash and cash equivalents as at the end of the year	0.91	2.94	59.97



Notes (contd) :

3. The above results have been reviewed by the Audit Committee, approved by the Board of Directors in the meeting held on 22 October 2019 and subjected to a limited review by the statutory auditors.
4. Figures for previous year / period have been regrouped wherever necessary.




Pune
22 October 2019

By order of the Board of Directors
For Bajaj Finserv Limited

A handwritten signature in black ink, appearing to read "Sanjiv Bajaj".

Sanjiv Bajaj
Managing Director & CEO



Sanjiv Bajaj
AFW



Bajaj Finserv Limited

CIN : L65923PN2007PLC130075

Registered Office : Mumbai - Pune Road, Akurdi, Pune 411 035


Corporate Office : Off Pune - Ahmednagar Road, Viman Nagar, Pune - 411 014

Website : www.bajajfinserv.in ; E-mail : investors@bajajfinserv.in ; Telephone : +91 20 27472851 ; Fax : +91 20 27407380

Statement of consolidated unaudited financial results for the quarter and half year ended 30 September 2019

(₹ In Crore)



Particulars	Quarter ended			Half year ended		Year ended
	30.09.2019 (Reviewed)	30.06.2019 (Reviewed)	30.09.2018 (Reviewed)	30.09.2019 (Reviewed)	30.09.2018 (Reviewed)	31.03.2019 (Audited)
1 Income						
Interest income	6,145.97	5,740.37	4,465.61	11,886.34	8,636.05	18,776.29
Dividend income	19.86	17.02	18.14	36.88	38.47	61.30
Rental income	0.91	1.10	1.33	2.01	2.59	5.20
Fees and commission income	628.37	589.01	259.36	1,217.38	485.42	1,681.87
Net gain on fair value change	705.42	883.21	193.13	1,588.63	375.54	1,978.10
Sale of energy generated and Services	66.65	24.44	77.93	91.09	113.53	147.25
Premium and other operating income from insurance business	6,609.34	4,989.41	4,632.81	11,598.75	8,709.73	19,857.32
Others	45.34	27.10	49.83	72.44	107.48	96.67
Total revenue from operations	14,221.86	12,271.66	9,698.14	26,493.52	18,468.81	42,604.00
Other income	2.36	0.60	0.25	2.96	0.64	1.57
Total income	14,224.22	12,272.26	9,698.39	26,496.48	18,469.45	42,605.57
2 Expenses						
Employee benefits expenses	1,201.55	1,142.52	908.80	2,344.07	1,753.84	3,801.77
Finance costs	2,313.24	2,053.55	1,540.28	4,366.79	2,874.33	6,540.03
Fees and commission expense	509.28	466.45	403.94	975.73	765.23	1,692.77
Impairment of financial instruments - lending assets	594.23	550.74	314.86	1,144.97	641.31	1,501.35
Impairment of financial instruments - investments	(34.57)	201.14	29.11	166.57	29.29	187.32
Claims paid	2,965.61	2,309.35	2,634.45	5,274.96	5,127.57	10,663.70
Reinsurance ceded	1,598.65	843.04	757.66	2,441.69	1,314.04	3,119.33
Net change in insurance / investment contract liabilities	1,352.54	1,455.30	507.63	2,807.84	717.31	3,701.96
Depreciation, amortisation and impairment	116.03	97.48	52.07	213.51	95.04	226.09
Other expenses	980.68	897.41	738.99	1,878.09	1,350.78	3,017.87
Total expenses	11,597.24	10,016.98	7,887.79	21,614.22	14,668.74	34,462.19
3 Share of profits of joint venture	(0.62)	(0.04)	(0.21)	(0.66)	(0.06)	1.36
4 Profit before tax (1-2+3)	2,626.36	2,255.24	1,810.39	4,881.60	3,800.65	8,154.74
5 Tax expense						
Current tax	382.15	947.89	622.62	1,330.04	1,228.78	2,737.84
Deferred tax	222.98	(146.86)	(2.82)	76.12	52.76	43.05
Total tax expense	605.13	801.03	619.80	1,406.16	1,281.54	2,780.89
6 Profit after tax (4-5)	2,021.23	1,454.21	1,190.59	3,475.44	2,519.11	5,373.85
7 Profit attributable to non-controlling interests	817.51	608.87	486.58	1,426.38	989.33	2,154.81
8 Profit for the period (6-7)	1,203.72	845.34	704.01	2,049.06	1,529.78	3,219.04
9 Other comprehensive Income, net of tax						
(a) Items that will not be reclassified to profit or loss	0.75	(1.84)	(5.25)	(1.09)	(6.72)	(16.67)
(b) Items that will be reclassified to profit or loss	91.67	311.03	(84.83)	402.70	(576.58)	160.23
Total other comprehensive income, net of tax	92.42	309.19	(90.08)	401.61	(583.30)	143.56
10 Total comprehensive income (6+9)	2,113.65	1,763.40	1,100.51	3,877.05	1,935.81	5,517.41
11 Profit attributable to:						
Owners of the company	1,203.72	845.34	704.01	2,049.06	1,529.78	3,219.04
Non-controlling interests	817.51	608.87	486.58	1,426.38	989.33	2,154.81
12 Total comprehensive income attributable to:						
Owners of the company	1,270.58	1,073.47	637.46	2,344.05	1,100.20	3,325.07
Non-controlling interests	843.07	689.93	463.05	1,533.00	835.61	2,192.34
13 Paid-up equity share capital (Face value of ₹ 5)	79.57	79.57	79.57	79.57	79.57	79.57
14 Other equity						23,686.35
15 Earnings per share (₹) (not annualised)						
Basic	75.6	53.1	44.2	128.8	96.1	202.3
Diluted	75.6	53.1	44.2	128.7	96.1	202.3





Segment-wise revenue, results and capital employed

(₹ In Crore)

Particulars	Quarter ended			Half year ended		Year ended
	30.09.2019	30.06.2019	30.09.2018	30.09.2019	30.09.2018	31.03.2019
	(Reviewed)	(Reviewed)	(Reviewed)	(Reviewed)	(Reviewed)	(Audited)
1 Segment revenue						
Insurance						
Gross written premium						
Life insurance	2,235.63	1,836.70	2,082.53	4,072.33	3,444.00	8,857.16
General insurance	4,279.27	2,843.31	2,718.36	7,122.58	5,147.75	11,097.01
	6,514.90	4,680.01	4,800.89	11,194.91	8,591.75	19,954.17
Less: Premium for investment contracts of life insurance	262.09	243.08	451.79	505.17	599.80	1,364.88
Reserve for unexpired risk of general insurance	567.53	70.04	295.97	637.57	566.61	1,021.09
	5,685.28	4,366.89	4,053.13	10,052.17	7,425.34	17,568.20
Investment and other income(excluding accretions to unit linked holders)	2,219.57	2,170.49	1,350.56	4,390.06	2,839.91	6,657.97
Insurance total	7,904.85	6,537.38	5,403.69	14,442.23	10,265.25	24,226.17
Investments and others	410.10	51.93	336.68	462.03	355.15	460.25
Retail financing	6,322.79	5,808.05	4,296.36	12,130.84	8,237.66	18,501.76
Windmill	12.33	7.98	28.98	20.31	45.27	71.10
	14,650.07	12,405.34	10,065.71	27,055.41	18,903.33	43,259.28
Less : Inter-segment revenue	425.85	133.08	367.32	558.93	433.88	653.71
Total	14,224.22	12,272.26	9,698.39	26,496.48	18,469.45	42,605.57
2 Segment profit before tax						
Insurance						
Life insurance	232.45	91.20	119.85	323.65	344.83	771.31
General insurance	402.21	311.44	262.71	713.65	737.88	1,255.67
Insurance total	634.66	402.64	382.56	1,037.30	1,082.71	2,026.98
Investments and others	(64.10)	(58.83)	(37.08)	(122.93)	(63.12)	(157.41)
Retail financing	2,050.70	1,907.85	1,457.94	3,958.55	2,771.15	6,264.80
Windmill	5.10	3.58	6.97	8.68	9.91	20.37
Total profit before tax	2,626.36	2,255.24	1,810.39	4,881.60	3,800.65	8,154.74
3 Capital employed						
Segment assets						
Insurance						
Life insurance	61,859.72	61,072.30	55,616.92	61,859.72	55,616.92	59,697.06
General insurance	26,922.54	25,050.48	20,912.26	26,922.54	20,912.26	23,417.12
Insurance total	88,782.26	86,122.78	76,529.18	88,782.26	76,529.18	83,114.18
Investments and others	507.83	314.77	235.75	507.83	235.75	313.83
Retail financing	146,414.59	138,098.27	102,537.42	146,414.59	102,537.42	124,283.84
Windmill	39.71	35.93	43.63	39.71	43.63	36.56
Unallocable	20.39	23.81	14.71	20.39	14.71	20.43
Subtotal	235,764.78	224,595.56	179,360.69	235,764.78	179,360.69	207,768.84
Segment liabilities						
Insurance						
Life insurance	52,171.99	51,490.21	46,568.62	52,171.99	46,568.62	50,334.34
General insurance	21,580.10	20,034.97	16,600.06	21,580.10	16,600.06	18,779.45
Insurance total	73,752.09	71,525.18	63,168.68	73,752.09	63,168.68	69,113.79
Investments and others	75.28	64.06	42.79	75.28	42.79	58.64
Retail financing	4,634.51	4,762.42	3,265.11	4,634.51	3,265.11	2,932.95
Windmill	2.50	1.04	6.24	2.50	6.24	3.32
Unallocable	18.98	17.41	22.60	18.98	22.60	17.41
Subtotal	78,483.36	76,370.11	66,505.42	78,483.36	66,505.42	72,126.11
Capital employed						
Insurance						
Life insurance	9,687.73	9,582.09	9,048.30	9,687.73	9,048.30	9,362.72
General insurance	5,342.44	5,015.51	4,312.20	5,342.44	4,312.20	4,637.67
Insurance total	15,030.17	14,597.60	13,360.50	15,030.17	13,360.50	14,000.39
Investments and others	432.55	250.71	192.96	432.55	192.96	255.19
Retail financing	141,780.08	133,335.85	99,272.31	141,780.08	99,272.31	121,350.89
Windmill	37.21	34.89	37.39	37.21	37.39	33.24
Unallocable	1.41	6.40	(7.89)	1.41	(7.89)	3.02
Total	157,281.42	148,225.45	112,855.27	157,281.42	112,855.27	135,642.73



Notes:			
1. The consolidated financial results include results of the following companies:			
Name of the company	% shareholding and voting power of Bajaj Finserv Limited	Segment	Consolidated as
(a) Bajaj Allianz Life Insurance Company Limited	74%	Insurance - life	Subsidiary
(b) Bajaj Allianz General Insurance Company Limited	74%	Insurance - general	Subsidiary
(c) Bajaj Finance Limited*	54.81%	Retail financing	Subsidiary
(d) Bajaj Finserv Direct Limited (formerly Bajaj Financial Holdings Limited)	100%	Others	Subsidiary
(e) Bajaj Finserv Health Limited	100%	Others	Subsidiary
(f) Bajaj Allianz Financial Distributors Limited**	50%	Others	Joint venture
* The consolidated financial results of Bajaj Finance Limited include 100% interest in both, Bajaj Housing Finance Limited and Bajaj Financial Securities Limited as a subsidiary.			
** The consolidated financial results of Bajaj Allianz Financial Distributors Limited include 100% interest in Bajaj Allianz Staffing Solutions			
2. Disclosure of consolidated assets and liabilities (Balance Sheet) as per Regulation 33 of the SEBI (Listing Obligations and Disclosure Requirements) Regulations, 2015 for the half year ended 30 September 2019 -			
(₹ In Crore)			
Particulars	As at 30.09.2019 (Reviewed)	As at 30.09.2018 (Reviewed)	As at 31.03.2019 (Audited)
A Assets			
1 Financial assets			
Cash and cash equivalents	1,879.31	1,467.61	1,582.91
Bank balances other than cash and cash equivalents	7.10	152.11	5.98
Trade receivables	2,792.95	1,461.90	2,273.08
Other receivables	1,539.89	-	92.19
Loans	130,790.28	94,806.37	112,873.75
Investment in a joint venture	12.52	11.76	13.18
Shareholders' investments	21,018.80	15,998.58	20,317.97
Policyholders' investments	64,898.36	55,929.09	61,347.91
Other financial assets	3,067.86	2,793.25	2,273.82
Sub-total - Financial assets	226,007.07	172,620.67	200,780.79
2 Non-financial assets			
Current tax assets (net)	571.79	174.11	172.77
Deferred tax assets (net)	644.73	903.33	779.87
Investment property	37.57	39.13	37.98
Property, plant and equipment	1,425.89	1,008.94	1,137.75
Right-of-use asset (see note 5)	544.02	-	-
Capital work-in-progress	87.14	41.45	60.81
Intangible assets under development	12.30	4.72	4.70
Goodwill on consolidation	689.34	689.34	689.34
Other intangible assets	255.09	151.81	231.76
Other non-financial assets	6,134.57	4,630.52	4,652.94
Sub-total - Non-financial assets	10,402.44	7,643.35	7,767.82
Total - Assets	236,409.51	180,264.02	208,548.71
B Liabilities and equity			
1 Financial liabilities			
Trade payables			
Total outstanding dues of micro enterprises and small enterprises	0.22	0.01	3.04
Total outstanding dues of creditors other than micro enterprises and small enterprises	3,580.54	823.93	3,085.26
Other payables			
Total outstanding dues of micro enterprises and small enterprises	-	-	-
Total outstanding dues of creditors other than micro enterprises and small enterprises	974.20	2,641.73	852.35
Debt securities	49,934.54	36,395.10	44,847.83
Borrowings	45,979.66	29,565.12	37,574.44
Deposits	17,632.62	11,013.81	13,193.01
Subordinated debts	4,008.66	3,921.19	4,139.07
Insurance contracts liabilities	60,949.86	52,866.70	57,322.63
Investment contracts liabilities	6,831.03	5,885.07	6,651.08
Lease liabilities (see note 5)	577.50	-	-
Other financial liabilities	2,658.31	2,326.33	1,860.40
Sub-total - Financial liabilities	193,127.14	145,348.99	169,529.11
2 Non-financial liabilities			
Current tax liabilities (net)	699.45	507.50	519.90
Deferred tax liabilities (net)	127.94	0.10	94.68
Provisions	219.00	195.48	166.19
Other non-financial liabilities	1,993.25	1,258.67	1,665.26
Sub-total - Non-financial liabilities	3,039.64	1,961.75	2,446.03
3 Equity			
Equity share capital	79.57	79.57	79.57
Other equity	25,975.04	21,439.09	23,666.35
Equity attributable to owners of the Company	26,054.61	21,518.66	23,765.92
Non-controlling interest	14,188.12	11,434.62	12,807.65
Sub-total - Total equity	40,242.73	32,953.28	36,573.57
Total - Liabilities and Equity	236,409.51	180,264.02	208,548.71




Notes (contd) :

3. Disclosure of consolidated statement of cash flows as per Regulation 33 of the SEBI (Listing Obligations and Disclosure Requirements) Regulations, 2015 for the half year ended 30 September 2019 -

(₹ In Crore)

Particulars	Half year ended		Year ended
	30.09.2019	30.09.2018	31.03.2019
	(Reviewed)	(Reviewed)	(Audited)
I. Operating activities			
Profit before tax	4,881.60	3,800.65	8,154.74
Adjustments to reconcile profit before tax to net cash flows:			
Interest income	(11,886.34)	(8,636.05)	(18,776.29)
Dividend income	(36.88)	(38.47)	(61.30)
Rental income	(2.01)	(2.59)	(5.20)
Unwinding of discount on security deposit	(0.25)	(0.29)	(0.31)
Realised gain on sale of investment	(19.92)	3.85	(99.74)
Depreciation and amortisation	213.51	95.04	226.09
Share of profit/loss of joint venture	0.66	0.06	(1.36)
Impairment on financial instruments	1,305.93	671.17	1,688.67
Net (gain)/ loss on disposal of property, plant and equipment	0.01	(4.17)	(1.22)
Finance costs	4,366.79	2,874.33	6,540.03
Share based payment to employees	54.49	39.20	77.83
Net (gain)/ loss on financial instruments at fair value through profit or loss	(1,588.63)	(375.54)	(1,978.10)
Interest from loans (other than financing activity)	(17.27)	(13.64)	(28.21)
Remeasurement gain/(loss) on defined benefit plans	0.29	-	(15.88)
Service fees for management of assigned portfolio of loans	(71.55)	(42.38)	(68.77)
	(2,799.57)	(1,628.83)	(4,349.02)
Cash inflow from service asset	33.38	33.98	74.41
Cash inflow from interest on loans under financing activity	10,514.34	7,296.97	16,148.51
Cash outflow towards finance cost	(4,048.46)	(2,970.87)	(6,344.49)
Cash from operation before working capital changes	3,699.69	2,731.25	5,529.41
Working capital changes			
(Increase) / decrease in trade receivables	(519.14)	(535.89)	(549.21)
(Increase) / decrease in other receivables	(1,387.75)	(18.30)	(38.52)
(Increase) / decrease in loans	(19,500.15)	(16,159.76)	(34,703.09)
(Increase) / decrease in other financial assets	(88.38)	259.67	(119.15)
(Increase) / decrease in other non-financial assets	(264.38)	(238.36)	9.78
(Increase) / Decrease re-insurance assets	(1,174.25)	287.23	15.44
Increase / (decrease) in trade payables	292.69	96.90	(262.72)
Increase / (decrease) in other payables	470.66	(501.20)	171.19
Increase / (decrease) in other financial liabilities	809.06	550.05	173.28
Increase / (decrease) in provisions	52.40	40.17	9.24
Increase / (decrease) in other non-financial liabilities	326.58	6.54	380.45
Increase / (Decrease) insurance contract liabilities	3,521.99	913.99	5,111.59
Net cash flow from / (used in) from operating activities before income-tax	(13,760.98)	(12,567.71)	(24,272.31)
Income-tax paid	(1,591.79)	(1,231.39)	(2,829.91)
Net cash flow from / (used in) operating activities	(15,352.77)	(13,799.10)	(27,102.22)




Notes (contd) :

3. Disclosure of consolidated statement of cash flows as per Regulation 33 of the SEBI (Listing Obligations and Disclosure Requirements) Regulations, 2015 for the half year ended 30 September 2019 -

(₹ In Crore)

Particulars	Half year ended		Year ended
	30.09.2019	30.09.2018	31.03.2019
	(Reviewed)	(Reviewed)	(Audited)
II. Investing activities			
Purchase of property, plant and equipment	(534.57)	(224.95)	(548.71)
Proceeds from sale of property, plant and equipment	89.60	43.01	77.16
Purchase of intangible assets	(33.91)	(30.14)	(97.80)
Purchase of investments measured at amortised cost	(53,959.86)	(24,995.75)	(68,364.12)
Proceeds from investments measured at amortised cost	53,368.64	25,993.17	63,269.85
Expenses related to investments	(8.08)	(1.59)	(3.86)
Purchase of investments measured at FVOCI	(1,073.36)	(152.63)	(646.56)
Proceeds from sale of investments measured at FVOCI	540.10	199.20	200.07
Purchase of investments measured at FVTPL	(220,278.72)	(142,070.22)	(475,228.84)
Proceeds from sale of investments measured at FVTPL	219,446.39	140,232.66	470,672.85
Purchase of equity investments designated at FVOCI	(15.02)	-	-
Loan against policies	(36.77)	(31.55)	(64.97)
Repayment of loan received	8.33	8.33	16.67
Rent / interest / dividend received	1,792.23	1,869.12	3,742.88
Interest received on investment measured at FVTPL and FVOCI	61.45	61.03	119.81
Fixed deposits placed during the year	(28.63)	(119.62)	(163.99)
Fixed deposits matured during the year	68.75	122.00	142.00
Net cash flow from / (used in) investing activities	(593.43)	902.07	(6,877.56)
III. Financing activities			
Issue of equity share capital (including securities premium)	51.07	105.57	57.52
Dividends paid	(251.48)	(182.06)	(182.38)
Dividend distribution tax	(115.86)	(91.86)	(91.86)
Deposits received, net	4,180.71	3,082.46	5,264.44
Debt securities issued, net	4,964.61	3,783.31	12,922.92
Borrowings other than debt securities issued, net	8,384.34	8,470.76	16,564.18
Net cash flow from / (used in) financing activities	17,213.39	15,168.18	34,534.82
Net change in cash and cash equivalents	1,267.19	2,271.15	555.04
Cash and cash equivalents as at the beginning of the year	4,099.01	3,543.97	3,543.97
Cash and cash equivalents as at the end of the year	5,366.20	5,815.12	4,099.01
Cash and cash equivalents as per Balance Sheet	1,879.31	1,467.61	1,582.91
Other short-term liquid investment	3,490.26	4,358.63	2,339.35
Temporary overdraft, units receivable and others	(3.37)	(11.12)	176.75
	5,366.20	5,815.12	4,099.01




Notes (contd) :

4. Key standalone financial information is given below:

Particulars	Quarter ended			Half year ended		Year ended
	30.09.2019	30.06.2019	30.09.2018	30.09.2019	30.09.2018	31.03.2019
	(Reviewed)	(Reviewed)	(Reviewed)	(Reviewed)	(Reviewed)	(Audited)
Revenue from operations and other income	391.02	31.54	339.80	422.56	374.56	448.56
Profit before tax	354.30	0.71	302.77	355.01	311.41	325.99
Profit after tax	345.03	0.49	291.59	345.52	297.68	307.17

5. Effective 1 April 2019, the Group has adopted Ind AS 116- Leases and applied it to all lease contracts existing on 1 April 2019 using the Modified Retrospective Approach. Based on the same and as permitted under the specific transitional provisions in the standard, the Group has not restated the comparative figures. On transition, the adoption of the new standard resulted in recognition of right-to-use asset and a corresponding lease liability of ₹ 509.63 crore. The effect of this adoption is not material to the profit for the period and earnings per share.
6. Pursuant to The Taxation Laws (Amendment) Ordinance 2019, promulgated on 20 September 2019, three subsidiaries viz. Bajaj Finance Limited, Bajaj Housing Finance Limited and Bajaj Allianz General Insurance Company Limited intend to exercise the option permitted u/s 115BAA of the Income Tax Act, 1961 to compute income tax at the revised rate (i.e. 25.17%) from the current financial year.
7. The above results have been reviewed by the Audit Committee, approved by the Board of Directors in the meeting held on 22 October 2019 and subjected to a limited review by the statutory auditors.
8. Figures for previous year / period have been regrouped wherever necessary.



By order of the Board of Directors
For Bajaj Finserv Limited

[Signature]

Sanjiv Bajaj
Managing Director & CEO

Pune
22 October 2019

S
/

AGY

Independent Auditor's Review Report on the Quarterly and Year to Date Unaudited Standalone Financial Results of the Company Pursuant to the Regulation 33 of the SEBI (Listing Obligations and Disclosure Requirements) Regulations, 2015, as amended

**Review Report to
The Board of Directors
Bajaj Finserv Limited**

1. We have reviewed the accompanying statement of unaudited standalone financial results of Bajaj Finserv Limited (the "Company") for the quarter ended September 30, 2019 and year to date from April 1, 2019 to September 30, 2019 (the "Statement") attached herewith, being submitted by the Company pursuant to the requirements of Regulation 33 of the SEBI (Listing Obligations and Disclosure Requirements) Regulations, 2015, as amended (the "Listing Regulations").
2. This Statement, which is the responsibility of the Company's Management and approved by the Company's Board of Directors, has been prepared in accordance with the recognition and measurement principles laid down in Indian Accounting Standard 34, 'Interim Financial Reporting' ("Ind AS 34") prescribed under Section 133 of the Companies Act, 2013 as amended, read with relevant rules issued thereunder and other accounting principles generally accepted in India. Our responsibility is to express a conclusion on the Statement based on our review.
3. We conducted our review of the Statement in accordance with the Standard on Review Engagements (SRE) 2410, "Review of Interim Financial Information Performed by the Independent Auditor of the Entity" issued by the Institute of Chartered Accountants of India. This standard requires that we plan and perform the review to obtain moderate assurance as to whether the Statement is free of material misstatement. A review of interim financial information consists of making inquiries, primarily of persons responsible for financial and accounting matters, and applying analytical and other review procedures. A review is substantially less in scope than an audit conducted in accordance with Standards on Auditing and consequently does not enable us to obtain assurance that we would become aware of all significant matters that might be identified in an audit. Accordingly, we do not express an audit opinion.
4. Based on our review conducted as above, nothing has come to our attention that causes us to believe that the accompanying Statement, prepared in accordance with the recognition and measurement principles laid down in the aforesaid Ind AS 34 prescribed under Section 133 of the Companies Act, 2013 as amended, read with relevant rules issued thereunder and other accounting principles generally accepted in India, has not disclosed the information required to be disclosed in terms of the Listing Regulations, including the manner in which it is to be disclosed, or that it contains any material misstatement.

For S R B C & CO LLP
Chartered Accountants
ICAI Firm registration number: 324982E/E300003


per Arvind Sethi
Partner
Membership No.:089802

UDIN: 19089802AAAADN3180

Pune
October 22, 2019

Independent Auditor's Review Report on the Quarterly and Year to Date Unaudited Consolidated Financial Results of the Company Pursuant to the Regulation 33 of the SEBI (Listing Obligations and Disclosure Requirements) Regulations, 2015, as amended**Review Report to
The Board of Directors
Bajaj Finserv Limited**

1. We have reviewed the accompanying Statement of Unaudited Consolidated Financial Results of Bajaj Finserv Limited (the "Holding Company") and its subsidiaries (the Holding Company and its subsidiaries together referred to as "the Group"), and joint venture for the quarter ended September 30, 2019 and year to date from April 1, 2019 to September 30, 2019 (the "Statement") attached herewith, being submitted by the Holding Company pursuant to the requirements of Regulation 33 of the SEBI (Listing Obligations and Disclosure Requirements) Regulations, 2015, as amended (the "Listing Regulations").
2. This Statement, which is the responsibility of the Holding Company's Management and approved by the Holding Company's Board of Directors, has been prepared in accordance with the recognition and measurement principles laid down in Indian Accounting Standard 34, Interim Financial Reporting' ("Ind AS 34") prescribed under Section 133 of the Companies Act, 2013 as amended, read with relevant rules issued thereunder and other accounting principles generally accepted in India. Our responsibility is to express a conclusion on the Statement based on our review.
3. We conducted our review of the Statement in accordance with the Standard on Review Engagements (SRE) 2410, "Review of Interim Financial Information Performed by the Independent Auditor of the Entity" issued by the Institute of Chartered Accountants of India. This standard requires that we plan and perform the review to obtain moderate assurance as to whether the Statement is free of material misstatement. A review of interim financial information consists of making inquiries, primarily of persons responsible for financial and accounting matters, and applying analytical and other review procedures. A review is substantially less in scope than an audit conducted in accordance with Standards on Auditing and consequently does not enable us to obtain assurance that we would become aware of all significant matters that might be identified in an audit. Accordingly, we do not express an audit opinion.

We also performed procedures in accordance with the Circular No. CIR/CFD/CMD1/44/2019 dated March 29, 2019 issued by the Securities and Exchange Board of India under Regulation 33(8) of the Listing Regulations, to the extent applicable.

4. The Statement includes the results of the following entities:
 - a. Bajaj Allianz Life Insurance Company Limited
 - b. Bajaj Allianz General Insurance Company Limited
 - c. Bajaj Finance Limited
 - d. Bajaj Housing Finance Limited (wholly owned subsidiary of Bajaj Finance Limited)
 - e. Bajaj Financial Securities Limited (wholly owned subsidiary of Bajaj Finance Limited)
 - f. Bajaj Finserv Direct Limited (formerly known as Bajaj Financial Holdings Limited)
 - g. Bajaj Allianz Financial Distributors Limited (Joint Venture, including its wholly owned subsidiary Bajaj Allianz Staffing Solutions Limited)
 - h. Bajaj Finserv Health Limited
5. Based on our review conducted and procedures performed as stated in paragraph 3 above, nothing has come to our attention that causes us to believe that the accompanying Statement, prepared in accordance with recognition and measurement principles laid down in the aforesaid Ind AS 34 prescribed under Section 133 of the Companies Act, 2013, as amended, read with relevant rules issued thereunder and other accounting principles generally accepted in India, has not disclosed the information required to be disclosed in terms of the Listing Regulations, including the manner in which it is to be disclosed, or that it contains any material misstatement.
6. a) The auditors of Bajaj Allianz Life Insurance Company Limited ("BALIC"), a subsidiary, have reported that the actuarial valuation of liabilities of BALIC for life policies in force and for policies in respect of which premium has been discontinued but liability exists as at September 30, 2019 is the responsibility of BALIC's

Appointed Actuary. The actuarial valuation of these liabilities for life policies in force and for policies in respect of which premium has been discontinued but liability exists as at September 30, 2019 has been duly certified by the BALIC's Appointed Actuary and in his opinion, the assumptions for such valuation are in accordance with Ind AS 104 "Insurance Contracts", Ind AS 109 "Financial Instruments", the guidelines and norms issued by the Insurance Regulatory and Development Authority of India ('IRDAI') and the Institute of Actuaries of India in concurrence with IRDAI. BALIC's auditors have relied upon the BALIC's Appointed Actuary's certificate for expressing their conclusion in this regard.


b) The auditors of Bajaj Allianz General Insurance Company Limited ('BAGIC'), a subsidiary, have reported that the actuarial valuation of liabilities for Incurred but not reported and Incurred but not enough reported claims of BAGIC as at September 30, 2019 is the responsibility of BAGIC's Appointed Actuary. The actuarial valuation of these liabilities has been duly certified by the BAGIC's Appointed Actuary and in his opinion, the assumptions for such valuation are in accordance with the guidelines and norms issued by the IRDAI and the Institute of Actuaries of India in concurrence with IRDAI, Ind AS 104 "Insurance Contracts" and Ind AS 109 "Financial Instruments". BAGIC's auditors have relied on the BAGIC's Appointed Actuary's certificate for expressing their conclusion in this regard.

Our conclusion on the Statement is not modified in respect of this matter.

7. The Statement includes unaudited financial results and other unaudited financial information in respect of three subsidiaries, which have not been reviewed by their auditors, whose financial results reflect Group's share of total assets of Rs.270.06 crore as at September 30, 2019, Group's share of total revenues of Rs.33.83 crore and Rs.62.58 crore, Group's share of total net loss after tax of Rs.5.23 crore and Rs.15.01 crore, Group's share of total comprehensive loss of Rs.5.09 crore and Rs.14.72 crore, for the quarter ended September 30, 2019 and for the period from April 1, 2019 to September 30, 2019, respectively, and net cash inflows of Rs. 23.01 crore for the period from April 1, 2019 to September 30, 2019, as considered in the Statement. The Statement also includes the Group's share of net loss after tax of Rs.0.62 crore and Rs.0.66 crore and total comprehensive loss of Rs.0.62 crore and Rs.0.66 crore, for the quarter ended September 30, 2019 and for the period from April 1, 2019 to September 30, 2019, respectively, as considered in the Statement, in respect of one joint venture, based on its financial results which have not been reviewed by its auditor. These unaudited financial results and other unaudited financial information have been approved and furnished to us by the Management and our conclusion on the Statement, in so far as it relates to the affairs of these subsidiaries and joint venture, is based solely on such unaudited financial statement and other unaudited financial information. According to the information and explanations given to us by the Management, these financial results are not material to the Group.

Our conclusion on the Statement in respect of matters stated above is not modified with respect to our reliance the financial results certified by the Management.

For S R B C & CO LLP
Chartered Accountants
ICAI Firm registration number: 324982E/E300003


per Arvind Sethi
Partner
Membership No.: 089802

UDIN: 19029802.AAAADO6994

Pune
October 22, 2019

Press release
Financial results – Q2 FY20
Total income ↑ **47% | Profit after tax ↑ **71%****

A meeting of the Board of Directors of Bajaj Finserv Limited was held today i.e. 22 October 2019, to consider and approve the results for Q2 FY20.

Bajaj Finserv Limited (BFS) is the holding company for the various financial services businesses under the Bajaj group. It serves millions of customers in the financial services space by providing solutions for asset acquisition through financing, asset protection through general insurance, family protection and income protection in the form of life and health insurance and retirement and savings solutions.

BFS participates in the financing business through its 54.81% holding in Bajaj Finance Limited (BFL) and in the protection business through its 74% holding in two unlisted subsidiaries, Bajaj Allianz General Insurance Company Limited (BAGIC) and Bajaj Allianz Life Insurance Company Limited (BALIC). Bajaj Housing Finance Limited (BHFL), which does mortgage business, is a wholly-owned subsidiary of Bajaj Finance Limited.

The results of these subsidiaries are reflected in the consolidated results of the Company.

As required by regulation, BFS has adopted Indian Accounting Standards (Ind AS) from FY19 and the previous period figures are comparable.

The insurance companies are not covered under Ind AS. They have prepared Ind AS financials only for the purpose of consolidation. Accordingly, for BAGIC and BALIC, standalone numbers reported below are based on non-Ind AS accounting standards (Indian GAAP) as applicable to insurance companies.

In the wake of economic conditions continuing to be sluggish with Q1 FY20 GDP growth coming in at 5% and sales of automobiles showing sharp reductions on a year-on-year basis, the Government and the RBI announced a series of measures to boost the economy. The repo rate was reduced by 0.35% in Q2 FY20 ending the quarter at 5.40%, while the Government announced a sharp reduction in corporate income tax rates from 34.94% to 25.17%. Under these difficult conditions, all the three businesses performed very well and the Company has been able to record significant increases in consolidated revenue and profit after tax. Key highlights of the quarter are:

- **All three companies – BFL, BAGIC and BALIC recorded strong growth in revenues /premiums.**
- **BFL continued its stellar performance, recording its highest ever quarterly consolidated profit boosted by strong growth and solid operating performance. BFL's profit growth was also aided by the lower corporate tax rate.**
- **Despite higher claim ratios including losses from floods in Kerala and Maharashtra affecting the underwriting results for the quarter, BAGIC's profit after tax recorded strong growth, aided by higher profit on sale of investments and lower corporate tax rate.**
- **BALIC too recorded growth in profit after tax mainly due to higher profit on sale of investments and some realignment of provision for impairment consequent to partial recovery against previously impaired investments.**


Bajaj Finserv Limited

Highlights – Q2 FY20 v/s Q2 FY19

✓ Consolidated total income	– ₹ 14,224 crore	v/s ₹ 9,698 crore	↑ 47%
✓ Consolidated profit after tax	– ₹ 1,204 crore	v/s ₹ 704 crore	↑ 71%
✓ Bajaj Finance, consolidated profit after tax	– ₹ 1,506 crore	v/s ₹ 923 crore	↑ 63%
✓ General insurance, profit after tax	– ₹ 294 crore	v/s ₹ 182 crore	↑ 62%
✓ Life insurance, shareholders' profit after tax	– ₹ 207 crore	v/s ₹ 132 crore	↑ 57%

Highlights – H1 FY20 v/s H1 FY19

✓ Consolidated total income	– ₹ 26,496 crore	v/s ₹ 18,469 crore	↑ 43%
✓ Consolidated profit after tax	– ₹ 2,049 crore	v/s ₹ 1,530 crore	↑ 34%
✓ Bajaj Finance, consolidated profit after tax	– ₹ 2,702 crore	v/s ₹ 1,759 crore	↑ 54%
✓ General insurance, profit after tax	– ₹ 504 crore	v/s ₹ 473 crore	↑ 7%
✓ Life insurance, shareholders' profit after tax	– ₹ 269 crore	v/s ₹ 278 crore	↓ 3%

Summary of consolidated results is given in **Annexure A**.

A synopsis of the **quarterly performance** of the individual companies is given below:

A. Bajaj Finance Limited (BFL) – Consolidated- Ind AS

- i) Total income for Q2 FY20 **increased by 48%** to ₹ 6,322 crore v/s ₹ 4,273 crore in Q2 FY19.
- ii) During Q2 FY20, BFL recorded its **highest ever quarterly consolidated profit after tax (PAT) of ₹ 1,506 crore** v/s ₹ 923 crore in Q2 FY19 – an **increase of 63%**. This includes the impact of lower corporate tax rate. BFL intends to exercise the option to compute corporate tax at lower rate (25.17%).
- iii) Assets under management (AUM) stood at ₹ 135,533 crore as on 30 September 2019 v/s ₹ 98,013 crore as on 30 September 2018 - an **increase of 38%**. This includes AUM of ₹ 25,714 crore of its housing finance subsidiary, BHFL, which recorded a growth of 141% over the AUM as on 30 September 2018.
- iv) Gross NPA and Net NPA, recognized as per extant RBI prudential norms and provisioned as per Expected Credit Loss (ECL) method prescribed in Ind AS, as on 30 September 2019 stood at 1.61% and 0.65% respectively.
- v) The capital adequacy ratio of BFL Standalone as at 30 September 2019 (including Tier-II capital) stood at 19.68%. The Tier-I capital stood at 15.86%.
For BHFL, the capital adequacy ratio (including Tier-II capital) stood at 19.95%.
- vi) To support the growth of the business over the next few years, during the quarter, the Board of Directors of BFL approved, subject to shareholders approval, raising of capital through a Qualified Institutional Placement (QIP) for an amount up to ₹ 8,500 crore by issue of equity shares and/or eligible securities in accordance with applicable SEBI regulations and other laws.

5/

vii) During the quarter, BFL has received Economic Times Awards for 'Corporate Excellence - Company of the Year'.

Summary of financial results is given in **Annexure B**.

B. Bajaj Allianz General Insurance Company Limited (BAGIC)- Indian GAAP

BAGIC's GWP registered robust growth during the quarter.

- i) Gross written premium for Q2 FY20 **increased by 57%** to ₹ 4,279 crore v/s ₹ 2,718 crore in Q2 FY19.
Gross written premium from core business (excluding crop) for Q2 FY20 **increased by 14%** to ₹ 2,550 crore v/s ₹ 2,243 crore in Q2 FY19.
- ii) Net earned premium for Q2 FY20 stood at ₹ 2,131 crore v/s ₹ 1,679 crore in Q2 FY19 – an **increase of 27%**.
- iii) Claim ratio stood at **75.0%** in Q2 FY20 v/s 68.2% in Q2 FY19. The increase in claim ratio includes losses from claims in Maharashtra and Kerala.
- iv) Combined ratio stood at **102.7%** in Q2 FY20 v/s 97.2% in Q2 FY19.
- v) Underwriting **loss** for Q2 FY20 was ₹ 91 crore v/s a loss of ₹ 12 crore in Q2 FY19 . The higher underwriting loss was mainly due to the higher claim ratio.
- vi) Investment and other income for Q2 FY20 stood at ₹ 462 crore v/s ₹ 286 crore in Q2 FY19. Profit on sale of investments were higher by ₹ 113 crore (before tax).
- vii) Profit after tax for Q2 FY20 **increased by 62%** to ₹ 294 crore v/s ₹ 182 crore in Q2 FY19. This includes the impact of lower corporate tax rate. BAGIC intends to exercise the option to compute corporate tax at lower rate (25.17%).
- viii) BAGIC continues to hold provision of ₹ 76 crore representing 60% of the balance outstanding amount in respect of fixed income investments in DHFL, same as previous quarter.
- ix) As on 30 September 2019, solvency ratio stood at **243%**, which is well above the minimum regulatory requirement of 150%.
- x) Assets Under Management (AUM), represented by cash and investments as on 30 September 2019 stood at ₹ 18,139 crore v/s ₹ 14,887 crore as on 30 September 2018 – a healthy **increase of 22%**.

Summary of financial results and key ratios is given in **Annexure C**.


C. Bajaj Allianz Life Insurance Company Limited (BALIC) – Indian GAAP

- i) During the quarter BALIC signed a corporate agency agreement with Axis Bank Limited.
- ii) New business premium for Q2 FY20 stood at ₹ 1,235 crore v/s ₹ 1,213 crore in Q2 FY19.
 - a) Rated individual new business premium **increased by 30%** to ₹ 450 crore in Q2 FY20 v/s ₹ 346 crore in Q2 FY19.
 - b) Group protection new business premium **increased by 20%** to ₹ 428 crore in Q2 FY20 v/s ₹ 356 crore in Q2 FY19.



- iii) Renewal premium for Q2 FY20 **increased** by **15%** to **₹ 1,000 crore** v/s ₹ 870 crore in Q2 FY19.
- iv) Gross written premium **increased** by **7%** to at **₹ 2,235 crore** in Q2 FY20 v/s ₹ 2,083 crore in Q2 FY19.
- v) During the quarter, some of the fixed income investments in DHFL matured and money was received, while some were sold. After these transactions, BALIC continues to hold provision of ₹ 89 crore representing 60% of the balance outstanding amount – reduction of ₹ 37 crore from previous quarter's amount of ₹ 126 crore.
- vi) Shareholders' profit after tax during Q2 FY20 **increased** by **57%** to **₹ 207 crore** v/s ₹ 132 crore in Q2 FY19. Higher profit on sale of investments of ₹ 54 crore (₹ 46 crore after tax) and realignment of provision for impairment of ₹ 37 crore (₹ 32 crore after tax) contributed to this increase.
- vii) Solvency ratio stood at a healthy **770%** as on 30 September 2019 as against the minimum regulatory requirement of 150%.
- viii) Assets Under Management (AUM) represented by total investments stood at **₹ 58,273 crore** as on 30 September 2019 v/s ₹ 53,922 crore as on 30 September 2018 – an **increase** of **8%**.

Summary of financial results is given in **Annexure D**.



S Sreenivasan
CFO

22 October 2019

AGW

Annexure A - Consolidated results of BFS - (Ind AS)

₹ In Crore)		Q2 FY20	Q2 FY19	H1 FY20	H1 FY19	FY19
1	Income					
	Interest income	6,145.97	4,465.61	11,886.34	8,636.05	18,776.29
	Dividend income	19.86	18.14	36.88	38.47	61.30
	Rental income	0.91	1.33	2.01	2.59	5.20
	Fees and commission income	628.37	259.36	1,217.38	485.42	1,681.87
	Net gain on fair value change	705.42	193.13	1,588.63	375.54	1,978.10
	Sale of energy generated and Services	66.65	77.93	91.09	113.53	147.25
	Premium and other operating income from insurance business	6,609.34	4,632.81	11,598.75	8,709.73	19,857.32
	Others	45.34	49.83	72.44	107.48	96.67
	Total revenue from operations	14,221.86	9,698.14	26,493.52	18,468.81	42,604.00
	Other income	2.36	0.25	2.96	0.64	1.57
	Total income	14,224.22	9,698.39	26,496.48	18,469.45	42,605.57
2	Expenses					
	Employee benefits expenses	1,201.55	908.80	2,344.07	1,753.84	3,801.77
	Finance costs	2,313.24	1,540.28	4,366.79	2,874.33	6,540.03
	Fees and commission expense	509.28	403.94	975.73	765.23	1,692.77
	Impairment of financial instruments - lending assets	594.23	314.86	1,144.97	641.31	1,501.35
	Impairment of financial instruments - investments	(34.57)	29.11	166.57	29.29	187.32
	Claims paid	2,965.61	2,634.45	5,274.96	5,127.57	10,663.70
	Reinsurance ceded	1,598.65	757.66	2,441.69	1,314.04	3,119.33
	Net change in insurance / investment contract liabilities	1,352.54	507.63	2,807.84	717.31	3,701.96
	Depreciation, amortisation and impairment	116.03	52.07	213.51	95.04	226.09
	Other expenses	980.68	738.99	1,878.09	1,350.78	3,017.87
	Total expenses	11,597.24	7,887.79	21,614.22	14,668.74	34,452.19
3	Share of profits of joint venture	(0.62)	(0.21)	(0.66)	(0.06)	1.36
4	Profit before tax (1-2+3)	2,626.36	1,810.39	4,881.60	3,800.65	8,154.74
5	Tax expense					
	Current tax	382.15	622.62	1,330.04	1,228.78	2,737.84
	Deferred tax	222.98	(2.82)	76.12	52.76	43.05
	Total tax expense	605.13	619.80	1,406.16	1,281.54	2,780.89
6	Profit after tax (4-5)	2,021.23	1,190.59	3,475.44	2,519.11	5,373.85
7	Profit attributable to non-controlling interests	817.51	486.58	1,426.38	989.33	2,154.81
8	Profit for the period (6-7)	1,203.72	704.01	2,049.06	1,529.78	3,219.04
9	Other comprehensive income, net of tax					
	(a) Items that will not be reclassified to profit or loss	0.75	(5.25)	(1.09)	(6.72)	(16.67)
	(b) Items that will be reclassified to profit or loss	91.67	(84.83)	402.70	(576.58)	160.23
	Total other comprehensive income, net of tax	92.42	(90.08)	401.61	(583.30)	143.56
10	Total comprehensive income (6+9)	2,113.65	1,100.51	3,877.05	1,935.81	5,517.41
11	Profit attributable to:					
	Owners of the company	1,203.72	704.01	2,049.06	1,529.78	3,219.04
	Non-controlling interests	817.51	486.58	1,426.38	989.33	2,154.81
12	Total comprehensive income attributable to:					
	Owners of the company	1,270.58	637.46	2,344.05	1,100.20	3,325.07
	Non-controlling interests	843.07	463.05	1,533.00	835.61	2,192.34
13	Paid-up equity share capital (Face value of ₹ 5)	79.57	79.57	79.57	79.57	79.57
14	Other equity					23,686.35
15	Earnings per share (₹) (not annualised)					
	Basic	75.6	44.2	128.8	96.1	202.3
	Diluted	75.6	44.2	128.7	96.1	202.3

Annexure B - Summary financial results of BFL(consolidated) – (Ind AS)

₹ In Crore	Q2 FY20	Q2 FY19	H1 FY20	H1 FY19	FY19
Total income	6,322	4,273	12,131	8,211	18,502
Interest expenses	2,323	1,565	4,437	2,925	6,624
Net interest income	3,999	2,708	7,694	5,286	11,878
Operating expenses	1,383	958	2,675	1,913	4,198
Loan losses and provisions	594	315	1,145	641	1,501
Profit before tax	2,022	1,435	3,874	2,732	6,179
Profit after tax	1,506	923	2,702	1,759	3,995

Annexure C - Summary financial results of BAGIC – (Indian GAAP)

₹ In Crore	Q2 FY20	Q2 FY19	H1 FY20	H1 FY19	FY19
Gross written premium	4,279	2,718	7,123	5,148	11,097
Net earned premium	2,131	1,679	4,078	3,292	7,010
Underwriting result	(91)	(12)	(82)	116	18
Investment and other income	462	286	772	593	1,134
Profit before tax	371	274	690	709	1,152
Profit after tax	294	182	504	473	780

Key ratios

Claim ratio	75.0%	68.2%	73.9%	67.0%	68.6%
Combined ratio	102.7%	97.2%	102.8%	93.8%	96.7%

Annexure D - Summary financial results of BALIC – (Indian GAAP)

₹ In Crore	Q2 FY20	Q2 FY19	H1 FY20	H1 FY19	FY19
New business premium	1,235	1,213	2,249	1,934	4,923
Rated individual new business premium*	450	346	782	629	1,742
Group protection new business premium	428	356	826	617	1,450
Renewal premium	1,000	870	1,823	1,510	3,934
Gross written premium	2,235	2,083	4,072	3,444	8,857
Shareholders' profit	208	114	300	239	398
Amount transferred from the policyholders' account to the shareholders' account (net)	(1)	18	(31)	39	104
Total shareholders' profit after tax	207	132	269	278	502

* Rated new business premium = 100% of Regular premium + 10% of Single premium policies sold.