

November, 06 2020

The General Manager
Department of Corporate Services
BSE Limited
Floor 25th, P J Towers,
Dalal Street
Mumbai – 400 001

The Listing Department
National Stock Exchange of India Ltd.
Exchange Plaza,
Plot no. C/1, G Block,
Bandra - Kurla Complex
Bandra (E)
Mumbai - 400 051

Scrip Code - 532994

NSE Stock Code - Archidply

Dear Sir,

Sub: Outcome of Board Meeting

The meeting of Board of Directors of Archidply Industries Limited (the "Company") is held today, i.e. on Friday, November 06, 2020 that commenced at 11:30 AM and concluded at 2:00 PM

Pursuant to regulation 30 & 33 of the Security and Exchange Board of India (Listing Obligations and Disclosure Requirements) Regulations, 2015, we are enclosing the following:

1. Un-audited financial results for the quarter and half year ended on September 30, 2020 along with Limited Review Report of Statutory Auditors;

Pursuant to applicable provisions of SEBI (Listing Obligations and Disclosure Requirements) Regulations, 2015, as amended (the regulations), we enclose the said un-audited financial results for the quarter and half year ended on September 30, 2020 along with Limited Review Report of the Statutory Auditors, thereon.


The said results may be accessed on the Company's website i.e. www.archidply.com.

This is for your kind information, record and appropriate dissemination.

Thanking You!

Yours Faithfully

For ARCHIDPLY INDUSTRIES LIMITED.


Atul Krishna Pandey
Company Secretary

Company Secretary & Compliance Officer

Encl: as above



Limited Review Report On Quarterly and Year to Date Unaudited Financial Results of the Company Pursuant to the Regulation 33 of the SEBI (Listing Obligations and Disclosure Requirements) Regulations, 2015, as amended


To,
The Board of Directors of Archidply Industries Limited

1. We have reviewed the accompanying statement of unaudited financial results of Archidply Industries Limited (the "Company") for the quarter and half year ended September 30, 2020 attached herewith, being submitted by the company pursuant to the requirements of Regulation 33 of the SEBI (Listing Obligation and Disclosure Requirements) Regulation, 2015 read with SEBI circular No. CIR/CFD/FAC/62/2016 dated 5th July, 2016.
2. This statement is the responsibility of the Company's Management and has been approved by the Board of Directors in their meeting held on November 06, 2020 has been prepared in accordance with the recognition and measurement principles laid down in IND AS 34 "Interim Financial reporting" read with relevant rules issued thereunder and other accounting principles generally accepted in India . Our responsibility is to issue a report on these financial statements based on our review.
3. We conducted our review in accordance with the Standard on Review Engagement (SRE) 2400," Review of Interim Financial Information Performed by the Independent Auditor of the Entity" issued by the Institute of Chartered Accountants of India. This standard requires that we plan and perform the review to obtain moderate assurance as to whether the financial statements are free of material misstatement.
4. A review is limited primarily to inquiries of company personnel and analytical procedures applied to financial data and thus provide less assurance than an audit. We have not performed an audit and accordingly, we do not express an audit opinion.
5. We draw our attention to note no. 8 on the statement which describes the uncertainties and the impact of COVID -19 pandemic on the Company's operations and results as assessed by the management. Our opinion is not modified in respect of the matter.
6. Based on our review conducted as above, nothing has come to our attention that causes us to believe that the accompanying Statement of unaudited financial results prepared in accordance with applicable Accounting Standards i.e., Indian Accounting Standards (Ind AS) prescribed under Companies Act, 2013 read with relevant rules issued thereunder and other recognized accounting practices and policies has not disclosed the information required to be disclosed in terms of Regulation 33 of the SEBI (Listing Obligations and Disclosure Requirements) Regulations, 2015, as modified Circular No. CIR/CFD/FAC/62/2016 dated July 05, 2016, including the manner in which it is to be disclosed, or that it contains any material misstatement.

For Priti Jhavar & Co.
Chartered Accountants
FRN: 328818E

Priti Jhavar
(Priti Jhavar)

(Membership No. 303053)
UDIN- 20303053AAAA BU6675
Place: Bangalore
Date: 06.11.2020



ARCHIDPLY INDUSTRIES LIMITED

Registered office Plot no. 7, Sector - 9, Integrated Industrial Estate, SIDCUL,
Pant Nagar, Rudrapur, Udham Singh Nagar - 263153, Uttarakhand
website :www.archidply.com email: info@archidply.com

CIN : L85110UR1995 PLC008627

STATEMENT OF UNAUDITED FINANCIAL RESULTS FOR THE QUARTER & HALF YEAR ENDED 30.09.2020

(Rs. In Lakhs)

Particulars	3 Months	3 Months	3 Months	Half year	Half year	Year ended
	30.09.2020	30.06.2020	30.09.2019	30.09.2020	30.09.2019	31.03.2020
	UnAudited	UnAudited	UnAudited	UnAudited	UnAudited	Audited
1. Income						
a. Revenue from operations	5,346.37	2,537.16	6,976.72	7,883.52	13,313.59	26,731.04
b. Other Income	11.80	1.06	10.12	12.86	25.85	113.68
Total Income (1)	5,358.17	2,538.22	6,986.83	7,896.39	13,339.44	26,844.72
2. Expenditure						
a. cost of materials consumed	1,770.42	821.22	2,936.46	2,591.64	5,796.31	10,564.03
b. Purchases of stock -in -trade	1,369.75	594.54	1,649.12	1,964.28	2,743.24	6,072.47
c. Changes in inventories of finished goods, work in progress and stock in trade	432.86	230.21	(326.60)	663.07	(721.47)	(277.88)
d. Employee benefits expense	478.84	453.49	671.57	932.33	1,371.34	2,666.66
e. Finance Costs	119.79	154.31	173.42	274.10	351.72	669.23
f. Depreciation and amortisation expense	99.80	81.19	122.91	180.99	243.78	491.22
g. Other expenditure	914.92	458.20	1,565.46	1,373.12	3,222.79	6,013.99
Total Expenditure (2)	5,186.37	2,793.15	6,792.35	7,979.52	13,007.70	26,199.71
3. Profit from before Exceptional items & tax(1-2)	171.80	(254.94)	194.49	(83.14)	331.74	645.01
4. Prior Period Income(+)/(-)Expenditure	-	-	6.72	-	6.58	3.34
5. Profit Before Taxation	171.80	(254.94)	201.20	(83.14)	338.32	648.35
6. Tax Expense						
- Current tax	-	-	55.06	-	62.07	220.37
- Taxes for earlier year	-	-	-	-	-	91.30
- Deferred tax	59.04	(64.69)	(13.72)	(5.65)	(28.65)	(41.11)
7. Profit for the period from continuing operations	112.76	(190.25)	159.86	(77.48)	304.91	377.79
8. Other Comprehensive Income						
A i) Items that will not be reclassified to profit or loss	-	-	-	-	-	-
Defined benefit plan actuarial gains/(losses)	0.33	(3.50)	(0.55)	(3.18)	(0.59)	(13.80)
ii) Income Tax relating to items that will not be reclassified to profit or loss	(0.08)	0.88	0.18	0.80	0.20	3.38
B i) Items that will be reclassified to profit or loss	-	-	-	-	-	-
Diminution in the value of Investment	-	-	-	-	-	(0.14)
ii) Income Tax relating to items that will not be reclassified to profit or loss	-	-	-	-	-	-
Total	0.24	(2.62)	(0.36)	(2.38)	(0.39)	(10.56)
9. Total Comprehensive income for the period (7+8)	113.01	(192.87)	159.50	(79.86)	304.51	367.23
10 (a) Paid up Equity Share Capital(face Value Rs.10/- per share)	2,206.50	2,206.50	2,206.50	2,206.50	2,206.50	2,206.50
10 (b) Reserves						6,671.82
11. Earnings Per Share (EPS)						
Basic and diluted EPS *						
b) Basic and diluted EPS after Extraordinary items for the period, for the year to date	0.51	(0.86)	0.72	(0.35)	1.38	1.71

* Not Annualised for Quarter

Segment wise Revenue, Results and Capital Employed

(Rs. In Lakhs)

Particulars	3 Months	3 Months	3 Months	Half year	Half year	Year ended
	30.09.2020	30.06.2020	30.09.2019	30.09.2020	30.09.2019	31.03.2020
	UnAudited	UnAudited	UnAudited	UnAudited	UnAudited	Audited
1. Segment Revenue (Gross)						
(a) Wood Based	3,058.70	1,381.34	4,171.59	4,440.04	7,685.47	15,732.00
(b) Paper Based	2,268.08	1,145.84	2,789.79	3,413.92	5,595.16	10,921.18
(c) Others	-	-	-	-	-	-
(d) Unallocated	19.59	9.97	15.33	29.56	32.96	77.86
Total	5,346.37	2,537.16	6,976.72	7,883.52	13,313.59	26,731.04
Less: Inter Segment Revenue						
Income From Operations	5,346.37	2,537.16	6,976.72	7,883.52	13,313.59	26,731.04
2. Segment Results (Profit)(+)/ Loss (-) before tax and interest from each segment)						
(a) Wood Based	582.48	379.32	1,011.91	961.80	2,173.62	4,002.79
(b) Paper Based	941.47	343.01	1,045.48	1,284.48	2,108.24	3,940.31
(c) Others	-	-	-	-	-	-
(d) Unallocated	-	-	-	-	-	-
Total	1,523.95	722.33	2,057.39	2,246.28	4,281.86	7,943.09
Less: (i) Interest	119.79	154.31	173.42	274.10	351.72	669.23
(ii) Other Un-allocable Expenditure net off	1,263.43	837.50	1,715.35	2,100.92	3,657.80	6,834.21
(iii) Un-allocable income	31.07	14.53	32.58	45.60	65.97	208.69
Total Profit Before Tax	171.80	(254.94)	201.20	(83.14)	338.32	648.35
3. Segment Assets						
(a) Wood Based	7,632.28	8,925.31	10,233.91	7,632.28	10,233.91	9,738.83
(b) Paper Based	8,309.08	8,453.81	8,782.17	8,309.08	8,782.17	7,962.76
(c) Others	-	-	-	-	-	-
(d) Unallocated	1,956.28	1,695.73	1,743.87	1,956.28	1,743.87	1,715.79
Total	17,897.64	19,074.86	20,759.95	17,897.64	20,759.95	19,417.38
4. Segment Liability						
(a) Wood Based	2,572.31	2,448.59	3,277.15	2,572.31	3,277.15	2,843.59
(b) Paper Based	1,977.84	2,031.15	2,385.83	1,977.84	2,385.83	1,974.02
(c) Others	-	-	-	-	-	-
(d) Unallocated	-	-	-	-	-	-
Total	4,550.15	4,479.74	5,662.98	4,550.15	5,662.98	4,817.61
5. Capital Employed						
(Segment assets - Segment Liabilities)						
(a) Wood Based	5,059.97	6,476.72	6,956.76	5,059.97	6,956.76	6,895.24
(b) Paper Based	6,331.24	6,422.66	6,396.34	6,331.24	6,396.34	5,988.74
(c) Others	-	-	-	-	-	-
(d) Unallocated	1,956.28	1,695.73	1,743.87	1,956.28	1,743.87	1,715.79
Total	13,347.49	14,595.12	15,096.97	13,347.49	15,096.97	14,599.77

(Rs. In Lakhs)


STATEMENT OF ASSETS AND LIABILITIES	Half Year ended	Year ended
PARTICULARS	UnAudited	Audited
	30.09.2020	31.03.2020
A. ASSETS		
1. NON-CURRENT ASSETS		
(a) Property , plant and Equipment	3,995.57	4,084.75
(b) Capital Work-in Progress	4.11	14.79
(c) Investment Property	5.51	6.62
(d) Goodwill	181.99	195.77
(e) Other Intangible Assets	19.51	34.34
(f) Financial Assets		
i) Investments	14.98	14.98
ii) Loans	-	-
iii) Others	-	4.55
(g) Deferred tax Asset	106.71	100.26
(h) Other non current assets	1,241.26	1,274.81
Total Non current assets	5,569.63	5,730.87
2. CURRENT ASSETS		
(a) Inventories	4,460.02	5,024.78
(b) Financial Assets		
i. Trade Receivables	6,415.33	7,301.94
ii. Cash and cash equivalent	100.67	29.77
iii. Bank balances other than cash and cash equivalent	12.20	28.81
(c) Current Tax Assets(net)	1.26	-
(d) Other current assets	1,338.54	1,218.77
Total Current Assets	12,328.01	13,604.07
TOTAL ASSETS	17,897.64	19,334.94
B.EQUITY & LIABILITIES		
1. EQUITY:		
(a) Equity Share Capital	2,206.50	2,206.50
(b) Other Equity	6,591.96	6,671.82
Total Shareholders Fund	8,798.46	8,878.32
2. NON-CURRENT LIABILITIES		
(a) Financial Liabilities		
i. Borrowings	746.34	625.90
(b) Provisions	489.32	562.25
(c) Deferred tax Liabilities	-	-
Total Non-Current liabilities	1,235.66	1,188.16
3. CURRENT LIABILITIES		
(a) Financial Liabilities		
i. Borrowings	3,365.79	4,983.90
ii. Trade Payables	2,405.46	2,762.51
iii. Other financial liabilities	1,182.20	723.37
(b) Short term Provisions	699.32	661.73
(c) Other Current Liabilities	81.79	8.00
(d) Current Tax Liabilities(net)	128.97	128.97
Total Current liabilities	7,863.53	9,268.47
TOTAL EQUITY & LIABILITIES	17,897.64	19,334.94

ARCHIDPLY INDUSTRIES LIMITED			
Statement Of Cash Flow			
PARTICULARS	Amount in Rs.		Amount in Rs.
	FOR HALF YEAR ENDED 30 september,		FOR HALF YEAR ENDED 30 september, 2019
A. Cash flows arising from operating activities			
Net Profit/(Loss) Before Tax	(83.14)		223.10
Add: Depreciation	180.99		316.87
Interest Paid	257.91		422.05
Loss on Sale of FA	3.06		5.44
Less: Other comprehensive (Income)/loss	3.18		-
	355.65		967.46
Less: Profit on sale of machinery	-		-
Interest Received	0.75		69.53
	354.90		897.93
Operating profit before working capital changes			
(Increase)/Decrease in Inventory	564.76		(450.43)
(Increase)/Decrease in Debtors	886.61		(197.00)
(Increase)/Decrease in Loans & Advances	33.55		29.31
(Increase)/Decrease in Other current assets	(119.76)		(21.78)
Increase/(Decrease) in Trade Payables	(357.05)		(227.70)
Increase/(Decrease) in Provisions	(35.35)		583.06
Increase/(Decrease) in other current liabilities	307.64		(1.66)
Cash flow from Operations	1,635.30		611.73
Payment of Income Tax	1.26		19.94
Net Cash Flow from Operating Activities		1,634.04	591.78
B. Cash flows arising from Investment activities			
Inflows:			
FD matured	21.16		29.48
Sale of Fixed Assest	6.58		-
Sale of Investment	0.00		14.53
Loans repaid	-		-
Interest Received	0.75		69.53
Outflows:			
Investment in Fixed Assets	71.97		122.93
Change in WIP	(10.94)		24.61
FD Made with bank	-		38.17
Purchase of Investment	-		15.01
		(32.54)	(87.16)
C. Cash flows arising from finance activities			
Inflows:			
Proceeds from Loan	402.21		-
Outflows:			
Repayment of Loan	1,674.89		420.38
Interest paid	257.91	(1,530.59)	422.05
Cash flow from all activities-(A+B+C)		70.90	(337.81)
Add: Cash & cash equivalents at beginning of the year		29.77	591.23
Cash & cash equivalents at year end of the year		100.67	253.42

Notes

1. The above unaudited standalone financial results of Archidply Industries Ltd ("the Company") have been reviewed by the Audit Committee and taken on record by the Board of Directors of the Company at their meeting held on November 6th, 2020. Limited review of these results has required under Regulation 33 of SEBI (LODR) Regulation, 2015, has been completed by the statutory auditors of the Company. The Statutory Auditor has issued an unqualified review report thereon.
2. Segment Information as per IND AS 108, 'Operating Segments' is disclosed in Segment Reporting.
3. Figures for the previous periods have been regrouped, recasted and reclassified to confirm to the classification of the current period, wherever necessary.
4. The Company has not discontinued any of its operations during the period under review
5. There are no exceptional / extraordinary items during the period ended 30th September, 2020 and quarter ended 30th September, 2020
6. During the period under review company has charged depreciation on single shift basis on the basis of its working.
7. Comparative figures in cash flow for previous year is not available and the same has been provided on the basis of company before Demerger only.
8. There is significant improvement in business environment post COVID-19 lockdowns. The uncertainty in economic activities during the quarter ended on 30th September' 2020 still very high. However the progress was significant in the later part of the quarter. The business operation level was nearly at around 60%, 75% and 85% during July, August & September respectively. The company has considered the possible effects that may result from the pandemic on the carrying amount of property, plant and equipment, intangible assets, investments, inventories, trade receivables and other current assets. Management believes that it has considered the possible impacts in the financial statements and no further adjustments are required to be taken. However the result of the subsequent period is highly dependent on the situation as they evolve, hence the eventual outcome may be different from that as estimated as at the date of the approval of these financial results.

Date: November 06, 2020
Place: New Delhi

For Archidply Industries Ltd.,

Rajiv Daga
Managing Director

