



Super Spinning Mills Limited

Regd. & Central Office : "Elgi Towers" P.B. 7113, Green Fields, 737- D, Puliakulam Road, Coimbatore - 641 045.
CIN : L17111TZ1962PLC001200

29th January 2025

Listing Department BSE Ltd Phiroze Jeejeebhoy Towers Dalal Street Mumbai - 400 001 Scrip Code: - 521180	Listing Department National Stock Exchange of India Limited "Exchange Plaza", C-1, Block G Bandra – Kurla Complex, Bandra (E) Mumbai – 400 051 Scrip Code: - SUPERSPIN
--	---

Dear Sir

Sub: Intimation of Press Release – Un-Audited Financial Results for the Quarter and nine months Ended 31st December 2024

Please find the attached copy of press releases in respect of the aforesaid matter which has been published in Business Standard and Maalai Murasu.

This is for your information and records.

Thanking you,

For Super Spinning Mills Limited

Narmatha G K
Company Secretary

SSKL
SAI SILKS (KALAMANDIR) LIMITED
CIN: L52190TG2008PLC059968
Regd. Office: 6-3-790/8, Flat No.1, Bathina Apartments, Ameerpet, Hyderabad, Telangana-500016.

Extract of Un-Audited Financial Results for the Quarter ended 31st December, 2024
(Rs. In Cr)

Particulars	Quarter ended			Nine Months		Year ended
	31.12.2024 Un-Audited	30.09.2024 Un-Audited	31.12.2023 Un-Audited	31.12.2024 Un-Audited	31.12.2023 Un-Audited	31.03.2024 Audited
Total income from operations (net)	448.56	347.31	382.45	1,063.17	1,013.91	1,373.55
Net Profit / (Loss) for the period (before Tax, Exceptional and/or Extraordinary items)	61.53	38.93	41.98	103.27	96.07	134.68
Net Profit / (Loss) for the period before Tax (after Exceptional and/or Extraordinary items)	61.53	38.93	41.98	103.27	96.07	134.68
Net Profit / (Loss) for the period after Tax (after Exceptional and/or Extraordinary items)	46.02	23.77	31.98	71.88	72.13	100.87
Total comprehensive income for the period [comprising profit / (loss) for the period (after tax) and other comprehensive income (after tax)]	46.12	23.61	31.98	71.88	72.27	100.95
Equity Share Capital	29.47	29.47	29.47	29.47	29.47	29.47
Reserves (Excluding Revaluation Reserves)	-	-	-	-	-	1,033.47
Earnings Per Share (of Rs. 2/- each) for continuing and discontinued operations	-	-	-	-	-	-
Basic:	3.12	1.61	2.23	4.88	5.55	7.51
Diluted:	3.12	1.61	2.23	4.88	5.55	7.51

Notes:
1. The financial results have been reviewed by the audit committee of the board and approved by the board of directors at their meeting held on 28th January, 2025.
2. The above is an extract of the detailed format of Quarterly and Nine Months ended Financial Results filed with the Stock Exchange under Regulations 33 of the SEBI (Listing and Other Disclosure Requirements) Regulations, 2015. The full format of the Quarterly Financial Results are available on company's website at www.sskl.co.in and the stock exchanges website www.bseindia.com and www.nseindia.com and www.sskl.co.in.

For Sai Silks (Kalamandir) Limited
sd/-
Nagakanaka Durga Prasad Chalavadi
Managing Director
DIN: 01929166

Place: Hyderabad
Date: 28.01.2025


Radio City
FM BOLE TOP
A JAGRAN INITIATIVE

MUSIC BROADCAST LIMITED
CIN: L64200MH1999PLC137729
Registered Office: 5th Floor, RNA Corporate Park, Off. Western Express Highway, Kalanagar, Bandra (East), Mumbai - 400051; Tel: +91 22 66969100; Website: www.radiocity.in E-mail: investor@myradiocity.com

STATEMENT OF UN - AUDITED FINANCIAL RESULTS FOR THE QUARTER AND NINE MONTHS ENDED DECEMBER 31, 2024

The Board of Directors of the Company, at the meeting held on January 28, 2025 approved the Un-Audited Financial Results for the quarter and nine months ended December 31, 2024 of the Company.

The results, along with the Auditor's Report, have been posted on the Company's website at <https://www.radiocity.in/investors> and can be accessed by scanning the QR code.



For and on behalf of the Board of Directors of
Music Broadcast Limited
sd/-
Shailesh Gupta
Director
DIN 00192466

Date: January 28, 2025
Place: Mumbai

POLYPLEX
POLYPLEX CORPORATION LIMITED
CIN: L25209UR1984PLC011596
Regd. Office: Lohia Head Road, Khatima - 262308, District Udham Singh Nagar, Uttarakhand
Corp. Office: B-37, Sector-1, Noida-201301, Distt. Gautam Budh Nagar, Uttar Pradesh
Phone: 0120-2443716-19 Fax: 0120-2443724
Email: investorrelations@polyplex.com
Website: www.polyplex.com

Notice for Issue of Duplicate Share Certificate(s)
Notice is hereby given that the under-mentioned shares certificate(s) of the Company have been reported to be lost / mislaid and the Company has received request from the holder(s) of these shares to issue duplicate Share Certificate(s). Any person who has any interest or claim in these shares should lodge such a claim with the Company at its Registered Office within 15 days from the publication of this notice, failing which the Company shall proceed to issue duplicate share certificate(s).

Details of Equity Shares:
1. Rajesh Jhavar, Folio No. 00013199, cert. no. 4748 with dist. no. 474071 to 474170 (100 shares); cert. no. 13463 with dist. no. 3880671 to 3880770 (100 shares); cert. no. 25436 with dist. no. 5143821 to 5143920 (100 shares) & cert. no. 107904 with dist. no. 32951500 to 32951799 (300 shares);

For Polyplex Corporation Limited
sd/-
Ashok Kumar Gurnani
Company Secretary
Place : Noida
Date : 28.01.2025

Super Spinning Mills Limited
REGD. OFFICE : "ELGI TOWERS", P.B. NO. 7113, 737-D, GREEN FIELDS, PULIKULAM ROAD, COIMBATORE - 641 045.
Telephone No.: 0422-2311711 Fax No.: 0422-2311611 E-mail Id: investors@ssh.saraelgi.com Website: www.superspinning.com
CIN: L17111TZ1962PLC001200

Extract of unaudited Financial Results for the Quarter and Nine months ended December 31, 2024 (Rs. in Lakhs)

Sl. No.	Particulars	Quarter ended December 31, 2024 (Unaudited)	Quarter ended September 30, 2024 (Unaudited)	Quarter ended December 31, 2023 (Unaudited)	Nine months ended December 31, 2024 (Unaudited)	Nine months ended December 31, 2023 (Unaudited)	Year to date figures March 31, 2024 (audited)
1	Total Income from Operations	158.55	163.39	146.92	489.07	438.46	706.88
2	Net Profit/ (Loss) for the period (before tax and exceptional items)	49.11	16.65	55.25	98.84	63.70	267.50
3	Net Profit/ (Loss) for the period before tax (after exceptional items and profit/loss from discontinued operations)	14.54	(0.24)	(106.48)	(30.39)	(930.98)	(1,123.56)
4	Net Profit/ (Loss) for the period after tax (after exceptional items and profit/loss from discontinued operations)	10.76	(13.20)	(120.84)	(35.51)	(909.32)	(2,089.45)
5	Other comprehensive income (net of tax)	-	-	-	-	-	274.52
6	Total Comprehensive Income for the period [Comprising Profit / (Loss) for the period (after tax) and Other Comprehensive Income (after tax)]	10.76	(13.20)	(120.84)	(35.51)	(909.32)	(1,814.94)
7	Equity Share Capital (face value of Rs. 1 per share)	550.00	550.00	550.00	550.00	550.00	550.00
8	Reserves (excluding Revaluation Reserve)	-	-	-	-	-	6,609.29
9	Earnings Per Share (of Rs.1/- each) (for continuing and discontinued operations)	-	-	-	-	-	-
a. Basic		0.02	(0.02)	(0.22)	(0.06)	(1.65)	(3.80)
b. Diluted		0.02	(0.02)	(0.22)	(0.06)	(1.65)	(3.80)

Notes:
1. The above is an extract of the detailed format of the unaudited financial results for the quarter and nine months ended December 31, 2024 filed with the Stock Exchange under Regulation 33 of the SEBI (Listing and Obligations Disclosure Requirements) Regulations, 2015. The full format of the unaudited Financial Results for the quarter and nine months ended December 31, 2024 are available on the websites of the BSE Limited and NSE Limited i.e. www.bseindia.com & www.nseindia.com, the Stock Exchanges where the Company's shares are listed and on the website of the Company i.e., www.superspinning.com. The same can also be accessed by scanning the QR code given below.
2. The above financial results for the Quarter and Nine months ended December 31, 2024 as reviewed and recommended by the Audit committee of the Board, has been approved by the Board of Directors at its meeting held on January 28, 2025. The Statutory Auditors have carried out a limited review of the above results.
3. To facilitate comparison, figures of the previous year have been rearranged/regrouped/recast wherever necessary.

For Super Spinning Mills Limited
Sumanth Ramamurthi
Chairman and Managing Director
DIN - 00027773


Place : Coimbatore
Date : 28th January 2025

EXTRACT OF UNAUDITED FINANCIAL RESULTS FOR THE QUARTER AND NINE MONTHS ENDED 31 DECEMBER 2024

Particulars	Standalone			Consolidated		
	3 MONTHS ENDED 31 DEC. 2024 (UNAUDITED) Rs. Crores	YEAR TO DATE 31 DEC. 2024 (UNAUDITED) Rs. Crores	3 MONTHS ENDED 31 DEC. 2023 (UNAUDITED) Rs. Crores	3 MONTHS ENDED 31 DEC. 2024 (UNAUDITED) Rs. Crores	YEAR TO DATE 31 DEC. 2024 (UNAUDITED) Rs. Crores	3 MONTHS ENDED 31 DEC. 2023 (UNAUDITED) Rs. Crores
1. Total Income	3,861.78	12,508.80	3,863.26	4,029.41	12,971.70	4,005.03
2. Net Profit before Exceptional Item and Tax	325.31	1,098.49	320.84	238.02	886.44	280.64
3. Net Profit before Tax	325.31	1,098.49	320.84	238.02	886.44	280.64
4. Net Profit after tax for the period	244.99	822.33	240.27	158.44	612.59	202.69
5. Net Profit after Tax and Non- Controlling Interest	244.99	822.33	240.27	156.81	608.15	200.23
6. Total Comprehensive Income for the period [Comprising Profit for the period (after tax) and other Comprehensive Income (after tax)]	(512.62)	716.11	316.71	(601.63)	510.09	281.78
7. Paid up Equity Share Capital (Face Value Re. 1)	85.00	85.00	85.00	85.00	85.00	85.00
8. Other Equity	13,052.24 *	13,052.24 *	11,124.75 **	12,801.34 *	12,801.34 *	11,047.28 **
9. Earnings per Share (Basic and Diluted)	Rs. 2.88 #	Rs. 9.67 #	Rs. 2.83 #	Rs. 1.84 #	Rs. 7.15 #	Rs. 2.36 #

* As at March 31, 2024.
** As at March 31, 2023.
Not annualised .

Notes:
1. The above is an extract of the detailed format of Quarterly Financial Results filed with the Stock Exchanges under Regulation 33 of the SEBI (Listing Obligations and Disclosure Requirements) Regulations, 2015. The full format of the Quarterly Financial Results are available on the websites of the Stock Exchange(s) (www.bseindia.com and www.nseindia.com) and Company's website www.exideindustries.com. The same can be accessed by scanning the QR code provided below.



By order of the Board
Avik Kumar Roy
Managing Director & Chief Executive Officer
DIN: 08456036

Mumbai
January 28, 2025




EXIDE INDUSTRIES LIMITED
CIN: L31402WB1947PLC014919
Exide House, 59E Chowringhee Road, Kolkata 700 020 | www.exideindustries.com, e-mail : exideindustrieslimited@exide.co.in

HINDUJA HOUSING FINANCE
Hinduja Housing Finance Limited
Corporate Identity Number : U65922TN2015PLC100093
Regd. Office: No. 27A, Developed Industrial Estate, Guindy, Chennai, Tamil Nadu - 600032
Head Office: No. 167-169, 2nd Floor, Anna Salai, Saidapet, Chennai, Tamil Nadu - 600015
Website : www.hindujahousingfinance.com
Email: compliance@hindujahousingfinance.com

Statement of Unaudited financial results for the Quarter ended December 31, 2024. (Rs. in Lakhs)

Sl. No.	Particulars	Quarter ended 31-12-2024 Unaudited	Quarter ended 31-12-2023 Unaudited	Previous year ended 31-03-2024 Audited
1	Total Income from Operations	44,611.61	31,747.72	120,860.26
2	Net Profit/ (Loss) for the period (before Tax, Exceptional and/ or Extraordinary items)	12,171.56	9,039.16	39,090.51
3	Net Profit/ (Loss) for the period before tax (after Exceptional and/ or Extraordinary items)	12,171.56	9,039.16	39,090.51
4	Net Profit/ (Loss) for the period after tax (after Exceptional and/ or Extraordinary items)	9,378.22	7,008.22	30,034.16
5	Total Comprehensive Income for the period [Comprising Profit/ (Loss) for the period (after tax) and Other Comprehensive Income (after tax)]	8,342.58	7,020.19	62,334.95
6	Paid up Equity Share Capital	23,867.74	23,867.74	23,867.74
7	Reserves (excluding Revaluation Reserve)	140,734.09	66,371.88	108,684.70
8	Securities Premium Account	25,414.04	25,414.04	25,414.04
9	Net worth	190,015.87	115,653.66	157,966.48
10	Paid up Debt Capital/ Outstanding Debt	986,296.67	724,342.02	800,317.13
11	Outstanding Redeemable Preference Shares	NA	NA	NA
12	Debt Equity Ratio(in times)	5.19	6.26	5.07
13	Earnings Per Share (of Rs. 10/- each) (for continuing and discontinued operations) -	3.93	2.94	12.63
	1. Basic (in Rs):	3.93	2.94	12.63
	2. Diluted (in Rs):	Not Annualised	Not Annualised	Annualised
14	Capital Redemption Reserve	NA	NA	NA
15	Debt Redemption Reserve	NA	NA	NA
16	Debt Service Coverage Ratio	NA	NA	NA
17	Interest Service Coverage Ratio	NA	NA	NA

Notes:
1. The above is an extract of the detailed format of the quarterly financial results filed with the stock exchange under Regulation 52 of SEBI (Listing Obligations and Disclosure Requirements) Regulations 2015. The full format of the quarterly financial results is available on the Bombay Stock Exchange (BSE) website (URL:https://www.bseindia.com) and on the company's website https://www.hindujahousingfinance.com, which can be accessed through the QR Code given below.
2. The unaudited financial results of the Company has been prepared in accordance with Indian Accounting Standards (Ind AS) as per the Companies (Indian Accounting Standards) Rules, 2015 (as amended from time to time) and notified under Section 133 of the Companies Act, 2013 ("the Act"). The company has applied its significant accounting policies in the preparation of these financial results consistent with those followed in the annual financial statements for the year ended March 31, 2024.
3. The financial results for the quarter ended December 31, 2024 have been subjected to Limited review by the Statutory auditors of the company. The same were reviewed and recommended by the Audit Committee and approved by the Board of Directors at their board meeting held on January 27, 2025.
4. The figures of the previous periods have been regrouped and/or reclassified, wherever required to conform to the current period's classification.
5. For the other line items referred in regulation 52(4) of the Listing Regulations, pertinent disclosures have been made to the BSE website and can be accessed on the (URL:https://www.bseindia.com)



Place: Chennai
Date: January 27, 2025


For Hinduja Housing Finance Limited
Sachin Pillai
Managing Director

Nucleus Software Exports Limited
CIN: L74899DL1989PLC034594
Registered Office: 33-35, Thyagraj Nagar Market, New Delhi - 110003
Tel: +91-120-4031400; Fax : +91-120-4031672; Email: investorrelations@nucleussoftware.com; Website: www.nucleussoftware.com

EXTRACT OF INTERIM FINANCIAL RESULTS OF NUCLEUS SOFTWARE EXPORTS LIMITED FOR THE QUARTER AND NINE MONTHS ENDED 31 DECEMBER 2024
(Amount in Rupees Lacs unless otherwise stated)

SL. No.	Particulars	CONSOLIDATED					STANDALONE				
		Quarter ended		Nine months ended		For the year ended	Quarter ended		Nine months ended		For the year ended
		31 December 2024	31 December 2023	31 December 2024	31 December 2023	31 March 2024	31 December 2024	31 December 2023	31 December 2024	31 December 2023	31 March 2024
1	Total income from operations (net)	20,570	20,413	60,329	61,619	82,645	18,880	18,771	55,575	57,310	76,612
2	Net Profit / (Loss) for the period (before Tax, Exceptional and Extraordinary items)	4,500	5,592	13,151	18,738	25,580	4,037	5,486	13,083	18,503	24,912
3	Net Profit / (Loss) for the period before Tax (after Exceptional and Extraordinary items)	4,500	5,592	13,151	18,738	25,580	4,037	5,486	13,083	18,503	24,912
4	Net Profit / (Loss) for the period after Tax (after Exceptional and Extraordinary items)	3,497	4,131	9,823	13,946	19,160	3,087	4,048	9,856	13,747	18,595
5	Total Comprehensive Income for the period [Comprising Profit/ (loss) for the period (after tax) and Other Comprehensive Income (after tax)]	3,328	4,287	9,487	14,746	19,356	2,878	4,074	9,275	14,459	18,794
6	Equity Share Capital	2,633	2,677	2,633	2,677	2,677	2,633	2,677	2,633	2,677	2,677
7	Reserves	-	-	-	-	75,067	-	-	-	-	72,229
8	Earnings Per Share - (of Rs. 10/- each) (for continuing and discontinued operations) (Not annualised for quarters and nine months)										
	Basic (INR)	13.28	15.43	36.90	52.09	71.56	11.73	15.12	37.02	51.35	69.45
	Diluted (INR)	13.28	15.43	36.90	52.09	71.56	11.73	15.12	37.02	51.35	69.45

Notes:
1. The above is an extract of the detailed format of Quarterly Financial Results filed with the Stock Exchanges under Regulation 33 of the SEBI (Listing Obligations and Disclosure Requirements) Regulations, 2015. The full format of the Quarterly Financial Results are available on the Stock Exchange websites of BSE and NSE at www.bseindia.com and www.nseindia.com respectively and on Company's website at www.nucleussoftware.com. The same can be accessed by scanning the QR code provided below.
2. The consolidated and the standalone interim financial results for the quarter and nine months ended 31 December 2024 were reviewed by the Audit Committee and have been approved and taken on record by the Board of Directors at its meeting held on 28 January 2025. The statutory auditors have issued unmodified reports on these results.
3. Financial results for all the periods presented have been prepared in accordance with the Companies (Indian Accounting Standards) Rules, 2015 (as amended from time to time) prescribed under Section 133 of the Companies Act, 2013 and other recognised accounting practices and policies to the extent applicable.



Place: Jaipur
Date : 28 January 2025

By Order of the Board
For Nucleus Software Exports Limited
sd/-
VISHNU R DUSAD
Managing Director

