



We create chemistry

BASF India Limited, Mumbai - 400 051, India

14<sup>th</sup> February, 2024

The Market Operations Department  
BSE Limited,  
Phiroze Jeejeebhoy Towers  
Dalal Street, Mumbai 400 001.

**Name of the Company : BASF India Limited**  
**Security Code No. : 500042**

Dear Sir/Madam,

**Sub: Information pursuant to Regulation 47 of the SEBI (Listing Obligations and Disclosure Requirements) Regulations, 2015**

We refer to our intimation dated 12<sup>th</sup> February, 2024 informing about the Standalone and Consolidated Unaudited Financial Results of the Company for the quarter and nine-months period ended 31<sup>st</sup> December, 2023 along with signed Limited Review Report.

In this connection and pursuant to Regulation 47 of the SEBI (Listing Obligations and Disclosure Requirements) Regulations, 2015, please find enclosed the newspaper advertisements, published in Business Standard (in English) and Mumbai Lakshdeep (in Marathi) on 14th February, 2024 .

Thanking you,

Yours faithfully,  
For BASF India Limited

Manohar Kamath  
Director- Legal, General Counsel (India) &  
Company Secretary

cc: The Assistant Manager – Listing  
National Stock Exchange of India Ltd.  
Exchange Plaza,  
Plot No.C/1, G Block  
Bandra– Kurla Complex  
Bandra (East), Mumbai – 400 051

**Registered Office**  
**BASF India Limited**  
The Capital, 'A' Wing, 1204-C, 12th Floor,  
Plot No. C-70, 'G' Block,  
Bandra-Kurla Complex, Bandra (East),  
Mumbai - 400 051, India

Tel +91 22 6278 5600

CIN - L33112MH1943FLC003972

[www.basf.com/in](http://www.basf.com/in)

NICCO PARKS & RESORTS LIMITED							
CIN: L92419WB1989PLC046487							
Registered Office : "JHEEL MEEL", Sector IV, Salt Lake City, Kolkata-700 106							
E-mail : niccopark@niccoparks.com, Website : www.niccoparks.com							
DRAFT STATEMENT OF UNAUDITED FINANCIAL RESULTS FOR THE QUARTER AND NINE MONTHS ENDED 31ST DECEMBER, 2023							
(Rs. in Lakhs)							
PARTICULARS	STANDALONE			CONSOLIDATED			
	Quarter ended 31.12.2023	Nine months ended 31.12.2023	Quarter ended 31.12.2022	Quarter ended 31.12.2023	Nine months ended 31.12.2023	Quarter ended 31.12.2022	
(Refer notes below)	(Unaudited)	(Unaudited)	(Unaudited)	(Unaudited)	(Unaudited)	(Unaudited)	(Unaudited)
1 Total Income from Operations (Net)	1755.79	6101.14	1876.39	1755.79	6101.14	1876.39	
2 Net Profit (+) / Loss(-) for the period (before Tax, Exceptional and /or Extraordinary items)	480.73	2395.27	687.64	583.51	2724.42	790.73	
3 Net Profit (+) / Loss(-) for the period before tax (after Exceptional and /or Extraordinary items)	480.73	2395.27	687.64	583.51	2724.42	790.73	
4 Net Profit (+) / Loss(-) for the period after tax (after Exceptional and /or Extraordinary items)	341.36	1727.74	558.78	420.62	1981.58	528.00	
5 Total Comprehensive Income for the period (Comprising Profit / (Loss) for the period (after tax) and Other Comprehensive Income (after tax))	300.77	1609.61	572.85	463.20	2074.38	556.13	
6 Equity Share Capital (Face Value: Re.1 /- per share)	468.00	468.00	468.00	468.00	468.00	468.00	
7 Other Equity (excluding Revaluation Reserve) as shown in the Audited Balance Sheet of the previous year	5578.73 As at 31.03.2023	5578.73 As at 31.03.2023	4027.12 As at 31.03.2022	7045.32 As at 31.03.2023	7045.32 As at 31.03.2023	5231.32 As at 31.03.2022	
8 Earnings Per Share for the period (Face Value: Re.1 /- per share) - Basic and Diluted (not annualised)	0.73	3.69	1.19	0.90	4.23	1.13	

**Notes:**

- The above is an extract of the detailed format of Quarterly Financial Results filed with the Stock Exchanges under Regulation 33 of the SEBI (Listing Obligations and Disclosure Requirements) Regulations, 2015. The full format of the Unaudited Financial Results for the Quarter and Nine months ended 31st December, 2023 are available on the Stock Exchange websites (www.bseindia.com and www.cse-india.com) and on the Company's website (www.niccoparks.com).
- The above Unaudited financial results for the Quarter and Nine months ended 31st December, 2023 were reviewed by the Audit Committee and thereafter, approved by the Board of Directors and was taken on record at their meeting held on 13th February, 2024. The Statutory Auditors have carried out a limited review on the above unaudited financial results for the Quarter and Nine months ended 31st December, 2023.
- (i) The park operation, F & B and others recreational facilities are subject to seasonal variation.  
(ii) Consultancy, contracts and sale of components for rides is also subject to variation depending upon the number of contracts.
- An Interim Dividend @20% (20 paise on face value of Re.1) for the financial year 2023-24 has been approved by the Board of Directors at its aforesaid Meeting. This is in addition to the interim dividend @ 50% (Fifty paise per share) and 30% (Thirty paise per share) already approved respectively on 14.08.2023 and 09.11.2023 and paid thereafter pertaining to financial year 2023-2024.
- As per the Joint Sector Agreement ("JSA") dated 23.02.1990 executed between The National Insulated Cable Company of India Limited (now known as Nicco Corporation Limited) (NCL under liquidation), West Bengal Tourism Development Corporation Limited (WBTDCL) and West Bengal Industrial Development Corporation Limited (WBIDCL), the Company's land on which Amusement Park and F&B and other recreational operations are being carried out was made available to the Company for a period of 33 years with renewal clause for two more terms. Pursuant to liquidation proceedings against NCL, shares of the Company held by them has been transferred and thereby, the JSA as specified therein has become inoperative. Moreover, the first tenure of the lease of 33 years vide agreement dated 05.07.1991 between Governor of the State of West Bengal and the Company expired on 28.02.2023. Necessary application for the renewal of lease agreement has been made with Department of Tourism, Government of West Bengal vide letter dated 11.10.2022, which is pending to be executed as on this date. As stated by the management, the application for renewal is under active consideration and tenure of lease is expected to be extended. Pending this, operations and related arrangements have been considered as ongoing as per the terms and conditions provided in the above agreement and unaudited financial results has been continued to be compiled on Going Concern Basis.
- Previous Period's figures have been re-arranged / re-grouped wherever necessary.

**For and on behalf of the Board of Directors**  
Sd/-  
**RAJESH RAISINGHANI**  
MANAGING DIRECTOR & CEO  
(DIN: 07137479)

Place : Kolkata  
Date : 13th February, 2024


NORTHERN ARC CAPITAL LIMITED							
CIN: U65910TN1989PLC017021							
Regd. Office: IITM Research Park, Phase I, 10 <sup>th</sup> Floor, Kanagam Village, Taramani, Chennai - 600 113							
Statement of unaudited standalone financial results for the quarter ended December 31, 2023 and year to date from April 1, 2023 to December 31, 2023							
(INR in Lakhs, except per equity share data)							
Sl. No.	Particulars	Quarter ended			Nine month ended		Year ended
		31 December 2023	30 September 2023	31 December 2022	31 December 2023	31 December 2022	
		Unaudited	Unaudited	Unaudited	Unaudited	Unaudited	Audited
1	Total Income from Operations	47,290.63	42,444.35	33,078.29	1,28,536.80	91,196.73	1,25,244.95
2	Net Profit for the period (before Tax, Exceptional and /or Extraordinary Items)	8,885.07	9,791.45	8,834.06	26,607.28	22,339.59	30,304.94
3	Net Profit for the period before Tax, (after Exceptional and /or Extraordinary Items)	8,885.07	9,791.45	8,834.06	26,607.28	22,339.59	30,304.94
4	Net Profit for the period after Tax, (after Exceptional and /or Extraordinary Items)	6,613.76	7,279.83	6,545.69	19,823.17	16,665.87	22,535.61
5	Total Comprehensive income for the period (Comprising profit for the period (after tax) and other comprehensive income (after tax))	6,022.74	9,999.50	3,892.22	20,347.22	12,883.15	21,450.81
6	Paid-up Equity Share Capital	8,914.67	8,908.51	8,901.45	8,914.67	8,901.45	8,903.13
7	Reserves (excluding Revaluation Reserve)	1,97,419.29	1,90,962.83	1,66,926.77	1,97,419.29	1,66,926.77	1,75,547.32
8	Securities premium	85,850.04	85,752.74	85,659.55	85,850.04	85,659.55	85,679.03
9	Net worth (Equity and preference share capital + Reserve and surplus excluding revaluation reserve)	2,14,598.61	2,08,135.98	1,84,092.86	2,14,598.61	1,84,092.86	1,92,715.10
10	Paid up Debt Capital/ Outstanding debt	-	-	-	-	-	-
11	Outstanding Redeemable Preference Shares	-	-	-	-	-	-
12	Debt Equity Ratio (Refer note b)	3.81	3.76	3.47	3.81	3.47	3.65
13	Earnings per share (of Rs. 10 each) (not annualised)						
	Basic	7.43	8.17	7.35	22.26	18.74	25.34
	Diluted	5.02	5.56	4.95	15.07	12.57	17.03
14	Capital Redemption Reserve	2,660.00	2,660.00	2,660.00	2,660.00	2,660.00	2,660.00
15	Debenture Redemption Reserve (Refer note c)	NA	NA	NA	NA	NA	NA
16	Debt Service Coverage Ratio (Refer note d)	NA	NA	NA	NA	NA	NA
17	Interest Service Coverage Ratio (Refer note d)	NA	NA	NA	NA	NA	NA

**Notes:**

- The Sl. No. 1 to 8 and 12 are extracts from the detailed format of Statement of unaudited standalone financial results for the quarter ended December 31, 2023 and year to date from 1 April 2023 to 31 December 2023 filed with the stock exchange under Regulation 52 of the SEBI (Listing and Other Disclosure Requirements) Regulations, 2015. The full format of the statement of unaudited standalone financial results for the quarter ended 31 December 2023 and year to date from 1 April 2023 to 31 December 2023 are available on the websites of the stock exchange and the Company.
- Debt-equity ratio is (debt securities+borrowings (other than debt securities)+subordinated liabilities) / net worth i.e. equity share capital + instruments entirely equity in nature + other equity
- As per Rule 187(b)(ii) of Companies (Share Capital and Debenture) Rules 2014 read with the Companies Act 2013, Debenture Redemption Reserve is not required to be created for issue of privately placed debentures by Non-Banking Finance Companies registered with Reserve Bank.
- Debt service coverage ratio and Interest service coverage ratio is not applicable for Non Banking Finance Company (NBFC) and accordingly no disclosure has been made.
- The unaudited standalone financial results have been reviewed by the Audit Committee and subsequently approved by the Board of Directors at their meetings held on February 13, 2024 respectively. This unaudited standalone financial results have been subjected to a limited review by the statutory auditors of the Company. The auditors have issued an unmodified opinion on the financial results.
- The unaudited standalone financial results have been prepared in accordance with Indian Accounting Standards ("Ind AS") 34 - "Interim Financial Reporting" as prescribed under section 133 of the Companies Act 2013 (the Act) and in terms of Regulation 52 of the Securities Exchange Board of India ("SEBI") (Listing Obligations and Disclosure Requirements) Regulations 2015, as amended. Any application guidance/ clarifications/ directions issued by Reserve Bank of India (RBI) are implemented as and when they are issued/becomes applicable.
- In terms of the requirement as per RBI notification no. RBI/ 2019/170 DOR (NBFC) CC PD No. 109/22 10.106/2019-20 dated 13 March 2020 on implementation of Indian Accounting Standards, Non Banking Financial Companies (NBFCs) are required to create an impairment reserve for any shortfall in impairment allowances under Ind AS 109 and income recognition asset classification and provisioning (IRACP) norms (including provision on standard assets). The impairment allowances under Ind AS 109 made by the Company exceeds the total provision required under IRACP (including provision on standard assets) as at 31 December 2023 and accordingly, no amount is required to be transferred to impairment reserve.
- In compliance with Regulation 52 of the Securities Exchange Board of India ("SEBI") (Listing Obligations and Disclosure Requirements) Regulations 2015, review of financial results for the quarter ended 31 December 2023 and year to date from 1 April 2023 to 31 December 2023 has been carried out by the Statutory Auditors of the Company.
- Based on the approval of the Board of Directors of the Company in their meeting held on February 2, 2024, the Company has filed the draft red herring prospectus dated February 2, 2024 with the Securities and Exchange Board of India, pursuant to Securities and Exchange Board of India (Issue of Capital and Disclosure Requirements) Regulations 2018, as amended in connection with the initial public offering of equity shares of Rs. 10 each of the Company.
- The RBI, vide instruction RBI/2023-24/90 DOR.STR.REC.58/21.04.048/2023-24 dated December 19, 2023 on restriction of Investment in Alternative Investment Funds (AIF) by Regulated Entities (RE) ("RBI Instruction"), requires entities regulated by RBI to liquidate investments in AIFs which has downstream investments in any debtor company of the regulated entity within a period of 30 days. Pursuant to such instruction, the Company has taken necessary steps and has sought certain clarifications from the RBI on the Company's compliance.
- For the items referred in sub-clauses (a), (b), (d) of the Regulation 52 (4) of the SEBI (Listing and Other Disclosure Requirements) Regulations, 2015, the pertinent disclosures have been made to the Stock Exchange(s) Bombay Stock Exchange and National Stock Exchange of India Limited and can be accessed on the URL <https://www.northernarc.com/investor>

Place: Mumbai  
Date: 13 February 2024

**Ashish Mehrotra**  
Managing Director & CEO

BASF India Limited							
Regd. Office : The Capital, 'A' Wing, 1204-C, 12th Floor, Plot No. C-70, 'G' Block, Bandra-Kurla Complex, Bandra (East), Mumbai – 400 051, India							
Tel: 022-62785600.							
							
STATEMENT OF UNAUDITED STANDALONE FINANCIAL RESULTS FOR THE QUARTER AND NINE MONTHS ENDED DECEMBER 31, 2023							
Rs. in million							
Particulars	3 months ended 31/12/2023	Preceding 3 months ended 30/09/2023	Corresponding 3 months ended in the previous year 31/12/2022	Year to date figures for current period ended 31/12/2023	Year to date figures for previous period ended 31/12/2022	Previous year ended 31/03/2023	
	(Unaudited)	(Unaudited)	(Unaudited)	(Unaudited)	(Unaudited)	(Audited)	
Total income from operations	33,527.7	37,225.8	29,100.8	104,585.9	103,931.6	136,822.1	
Net Profit/ (Loss) for the period (before tax, before exceptional items)	1,874.0	2,002.7	180.6	5,395.4	4,311.7	5,280.9	
Exceptional items	-	-	-	-	-	153.1	
Net Profit for the period (before tax, after exceptional items)	1,874.0	2,002.7	180.6	5,395.4	4,311.7	5,434.0	
Net Profit for the period (after tax, after exceptional items)	1,400.6	1,491.0	106.4	4,018.4	3,205.0	4,028.9	
Total Comprehensive Income for the period (Comprising Profit/(Loss) for the period (after tax) and Other Comprehensive Income (after tax))	1,407.1	1,505.7	122.5	4,029.9	3,157.9	3,901.6	
Equity Share Capital (Face value of Rs 10/- each)	432.9	432.9	432.9	432.9	432.9	432.9	
Reserves (excluding Revaluation Reserves) as shown in the Balance Sheet of previous year	-	-	-	-	-	26,578.9	
<b>Earnings Per Share (EPS):</b>							
Basic and diluted EPS after exceptional items (not annualised) (Face value of Rs 10/- each)	32.3	34.5	2.5	92.8	74.0	93.1	
Basic and diluted EPS before exceptional items (not annualised) (Face value of Rs 10/- each)	32.3	34.5	2.5	92.8	74.0	90.5	


STATEMENT OF UNAUDITED CONSOLIDATED FINANCIAL RESULTS FOR THE QUARTER AND NINE MONTHS ENDED DECEMBER 31, 2023			
Rs. in million			
Particulars	3 months ended 31/12/2023	Year to date figures for current period ended 31/12/2023	
	(Unaudited)	(Unaudited)	
Total income from operations	33,527.7	104,585.9	
Net Profit/ (Loss) for the period (before tax, before exceptional items)	1,874.0	5,395.4	
Exceptional items	-	-	
Net Profit for the period (before tax, after exceptional items)	1,874.0	5,395.4	
Net Profit for the period (after tax, after exceptional items)	1,400.6	4,018.4	
Total Comprehensive Income for the period (Comprising Profit/(Loss) for the period (after tax) and Other Comprehensive Income (after tax))	1,407.1	4,029.9	
Equity Share Capital (Face value of Rs 10/- each)	432.9	432.9	
Reserves (excluding Revaluation Reserves) as shown in the Balance Sheet of previous year	-	-	
<b>Earnings Per Share (EPS):</b>			
Basic and diluted EPS after exceptional items for the period, for the year to date and for the previous year (not annualised) (Face value of Rs 10/- each)	32.3	92.8	
Basic and diluted EPS before exceptional items for the period, for the year to date and for the previous year (not annualised) (Face value of Rs 10/- each)	32.3	92.8	

**Notes:**

- The above is an extract of the detailed format of Quarterly/ Annual Financial Results filed with the Stock Exchanges under Regulation 33 of the SEBI (Listing Obligations and Disclosure Requirements) Regulations, 2015. The full format of the Quarterly/ Annual Financial Results are available on the Stock Exchange websites viz., www.bseindia.com and www.nseindia.com and the Investor Relations section of the Company's website at www.basf.com/in.
- The above consolidated financial results for the quarter and nine months ended December 31, 2023 for BASF India Limited (the Holding Company) and its subsidiary (together referred to as 'Group') have been reviewed by the Audit Committee and thereafter approved by the Board of Directors at its meeting held on February 12, 2024. The above results have been subjected to limited review by the statutory auditors of the group.
- The Holding Company is required to prepare its consolidated financial results from the quarter and nine months ended December 31, 2023 and the corresponding figures for the quarter and nine months ended December 31, 2022 and year ended March 31, 2023 are not required to be furnished in the above consolidated financial results.


On behalf of the Board of Directors  
**Alexander Gerding**  
Managing Director  
DIN : 09791786

CIN No.: L33112MH1943FLC003972  
Mumbai  
February 12, 2024



## Shaping Tomorrow's World Through Sustainable Innovation

Pioneering Excellence in Water, Wastewater Collections, Treatment & Disposal since 2010



**Services We Offer:**

Water & Wastewater Collection, Treatment & Disposal | Water Supply & Sewerage Infrastructure Projects  
Engineering Management Services | EPC Services for Buildings and Roads

**7.37**  
Earning Per Share (Rs.) (EPS)  
Quarterly Annualised

**EMS LIMITED**  
(Formerly Known as EMS Infracon Private Limited)  
Regd Office : 701, DLF Tower A, Jasola, New Delhi-110025  
Corporate Office : C-88, Second Floor, RDC, Raj Nagar, Ghaziabad-201002  
CIN-L45205DL2010PLC211609

**FINANCIAL PERFORMANCE (CONSOLIDATED)**

Particulars (Rs in Lakhs)	9M CY	9M PY	Y-O-Y% Increase	Q3 CY	Q3 PY	Q-O-Q% Increase
Income from Operations	54805.13	34682.3	58.02%	19955.91	15137.53	31.83%
EBITDA	15126.65	10538.63	43.54%	5309.26	4371.22	21.46%
PBT	14288.9	10035.02	42.39%	5054.36	4183.77	20.81%
PBT Margin(%)	26.07%	28.93%	-2.86%	25.33%	27.64%	-2.31%
PAT	10536.85	7226.67	45.81%	3733.43	2950.78	26.52%
PAT Margin(%)	19.23%	20.84%	-1.61%	18.71%	19.49%	-0.78%

1. The above unaudited Consolidated Financial results were limited reviewed by Statutory Auditor of the Company, reviewed by the Audit Committee and approved and taken on records by the Board of Directors at their meeting held on 12 February, 2024.

2. The financial results have been prepared in accordance with the applicable accounting standards, as notified under the Companies (Indian Accounting Standards), Rules and as specified in Section 133 of the Companies Act, 2013.

3. The above is an extract of the detailed format of Unaudited Consolidated Financial Results for the Quarter and Nine Months ended 31.12.2023 filed with the both Stock Exchanges i.e. NSE & BSE under Regulation 33 of the SEBI (Listing Obligations and Disclosure Requirements) Regulations, 2015. The full format of the said Financial Results are available on the website of the Company (www.ems.co.in) and of National Stock Exchange Limited (www.nseindia.com) and BSE Limited (www.bseindia.com).

For and on behalf of the Board of Directors  
EMS Limited (Formerly known as EMS Infracon Pvt. Ltd.)  
Sd/-  
**(Ashish Tamar)**  
Managing Director  
Din No. 0317094

12-02-2024  
Ghaziabad

www.ems.co.in

