

Regd. Off. : Plot No. 197/198,  
Bajiprabhu Nagar, Nagpur – 440033  
Contact : 0712-222 0027/222 1127  
Email : info@cianindustries.com  
Website : www.cianindustries.com  
CIN: L15142MH1985PLC037493



Agro Industries &  
Infrastructure Ltd.

Date: 15<sup>th</sup> November, 2019

To,  
Department of Corporate Services,  
BSE Ltd.

Phiroze Jeejeebhoy Towers  
Dalal Street, Mumbai- 400 001

**SCRIP CODE: 519477 SCRIP ID: CIANAGRO**

**Sub: Submission of Revised Financial Results**

Dear Sir/ Madam,

With reference to the above cited subject, we would like to inform that the Company has submitted its Un-Audited Financial Results (Standalone and Consolidated) for the quarter and half year ended 30<sup>th</sup> September, 2019 on 14<sup>th</sup> November, 2019 through the BSE Portal.

However, while reviewing the financials again, the Company realized that, due to inadvertent typographical error, on the covering letter date of meeting mentioned as 14<sup>th</sup> August, 2019, instead of 14<sup>th</sup> November, 2019 and in the Results submitted earlier with outcome; only a single page of Statement of Consolidated Cash Flow was forget to attached; though it was prepared within stipulated time period. However due to such revision there is no impact on the Profits of the Company for the said period. The Company wishes to state that, there being no malafide intention involved on the part of Company.

Further, except the above, there is no revision in the Un-Audited Financial Results (Standalone and Consolidated) for the quarter and half year ended 30<sup>th</sup> September, 2019 as on that date as submitted earlier.

In terms of provisions of Regulation 33 of SEBI (Listing Obligations and Disclosure Requirements) Regulations, 2015, we are re-submitting enclosing herewith the following:


- a. A copy of Un-Audited Financial Results (Standalone and Consolidated) for the quarter and half year ended 30<sup>th</sup> September, 2019.
- b. Limited Review Report received from the Statutory Auditor of the Company on the Un-Audited Financial Results for the quarter and half year ended 30<sup>th</sup> September, 2019 (both Standalone and Consolidated).

We hereby request you to kindly consider the above and acknowledge our re-submission.

Thanking you,

Yours faithfully,

For CIAN Agro Industries & Infrastructure Limited

  
Shilpa A. Bhargava

Company Secretary & Compliance Officer

M. No.: ACS 36207

Encl.: As above



# P. G. JOSHI & Co.

## CHARTERED ACCOUNTANTS

### Limited Review Report on Standalone Financial Results

To  
The Board of Directors,  
CIAN Agro Industries & Infrastructure Limited,  
Nagpur

1. We have reviewed the accompanying statement of unaudited financial results CIAN Agro Industries & Infrastructure Limited for the Quarter ended 30<sup>th</sup> September 2019 ("the Statement"). This statement is the responsibility of the Company's Management and has been approved by the Board of Directors. Our responsibility is to issue a report on these financial statements based on our review and has been prepared in accordance with the recognition and measurement principles laid down in Indian Accounting Standard 34 (IND AS 34) for Interim Financial Reporting, prescribed, under Section 133 of the Companies Act, 2013 read with the relevant rules issued thereafter; or by the Institute of Chartered Accountant of India, as applicable and other accounting principles generally accepted in India.
2. We conducted our review of the Statement in accordance with the Standard on Review Engagements (SRE) 2410 "Review of Interim Financial Information Performed by the Independent Auditor of the Entity", issued by the Institute of Chartered Accountants of India. This standard requires that we plan and perform the review to obtain moderate assurance as to whether the financial statements are free of material misstatement. A review is limited primarily to inquiries of company personnel and analytical procedures applied to financial data and thus provides less assurance than an audit. We have not performed an audit and accordingly, we do not express an audit opinion.
3. Based on our review conducted as above, nothing has come to our attention that causes us to believe that the accompanying statement of unaudited financial results prepared in accordance with applicable accounting standards and other recognized accounting practices and policies has not disclosed the information required to be disclosed in terms of Regulation 33 of the SEBI (Listing Obligations and Disclosure Requirements) Regulations, 2015, as amended, read with the circular, including the manner in which it is to be disclosed, or that it contains any material misstatement.



Mumbai: 629,630 Nirmal Galaxy Avior, C/o Hourglass Research Pvt. Ltd., Opp. Johnson & Johnson, LBS Road, Mulund, (W) Mumbai-400 080 Email: pgjco@gmail.com Ph.: +91 9860077980

Pune: Janhavi Apts., Flat No. 06, CTS No. 44/22, Bhonde Colony, Erandwane, Pune - 411 004 | Tele-Fax: (020) 2542 4511

Nagpur: Dhanwate Chambers, Sitabuldi, Nagpur 440012 (MH) | Ph. No.: (0712) 252 4309, 254 7053 Fax: 255 4619, 255 5827

nagpur@pgjco.com | pune@pgjco.com | www.pgjco.com



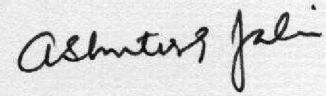
**4. Emphasis Of Matter**

We draw attention to Note No. 9 regarding non reversal of deferred tax asset in the books of current quarter resulting in higher profits by Rs. 2,21,46,497/-. The reversal was warranted as unabsorbed depreciation of Rs. 8,51,78,837/- was set off against profits for the Assessment Year 2019-20.

Our opinion is not modified in respect of this matter.

Place: Nagpur  
Date: 14/11/2019  
UDIN: 19038193AAAACK6766

For P. G. Joshi & Co.  
Chartered Accountants  
FRN 104461W



CA Ashutosh Joshi  
Partner  
Membership No: 038193



Regd. Off. : Plot No. 197/198,  
Bajiprabhu Nagar, Nagpur – 440033  
Contact : 0712-222 0027/222 1127  
Email : info@cianindustries.com  
Website : www.cianindustries.com  
CIN: L15142MH1985PLC037493



**CIAN Agro Industries & Infrastructure Limited**

STATEMENT OF STANDALONE UNAUDITED FINANCIAL RESULTS FOR THE SECOND QUARTER AND HALF YEAR ENDED 30TH SEPTEMBER, 2019 (Rupees in Lacs)

Serial Nos	Particulars	Quarter Ended			Half Year Ended		Year Ended
		30/09/2019	30/06/2019	30/09/2018	30/09/2019	30/09/2018	31/03/2019
		Unaudited	Unaudited	Unaudited	Unaudited	Unaudited	Audited
<b>1</b>	<b>Revenue from Operations</b>						
	Net Sales/Income from Operations	6,927.51	3,785.84	3,649.06	10,713.35	6,313.89	13,307.63
	Other Income	(1.60)	13.85	30.41	12.25	34.36	43.59
	<b>Total Income from Operations (net)</b>	<b>6,925.91</b>	<b>3,799.69</b>	<b>3,679.47</b>	<b>10,725.60</b>	<b>6,348.25</b>	<b>13,351.22</b>
<b>2</b>	<b>Expenses</b>						
	(a) Cost of Materials consumed	1,073.87	340.70	2,115.53	1,414.57	3,645.34	5,173.74
	(b) Purchase of stock-in-trade	3,906.41	3,883.44	431.37	7,789.85	817.85	5,198.53
	(c) Changes in inventories of finished goods, Work-in-progress and stock-in-trade	1,273.40	(1,175.74)	(337.46)	97.66	(209.43)	(665.71)
	(d) Employee benefits expense	103.56	93.77	73.26	197.33	139.48	430.68
	(e) Finance Costs	173.31	172.62	123.55	345.93	239.35	647.48
	(f) Depreciation and Ammortisation Expense	71.88	71.60	62.50	143.48	123.85	243.64
	(g) Other expenses	345.73	166.76	946.32	512.49	1,152.46	1,754.82
	<b>Total Expenses</b>	<b>6,948.15</b>	<b>3,553.15</b>	<b>3,415.07</b>	<b>10,501.30</b>	<b>5,903.90</b>	<b>12,783.18</b>
<b>3</b>	<b>Profit / (Loss) before exceptional items &amp; taxes (1-2)</b>	<b>(22.24)</b>	<b>246.54</b>	<b>264.40</b>	<b>224.30</b>	<b>444.35</b>	<b>568.04</b>
<b>4</b>	<b>Exceptional Items</b>						
<b>5</b>	<b>Profit / (Loss) from ordinary activities before tax (3 + 4)</b>	<b>(22.24)</b>	<b>246.54</b>	<b>264.40</b>	<b>224.30</b>	<b>444.35</b>	<b>568.04</b>
<b>6</b>	<b>Tax expense</b>						
	(1) Current Tax	-	-	-	-	-	-
	(2) Deferred Tax	16.35	(31.78)	(0.79)	(15.43)	(21.27)	(107.20)
<b>7</b>	<b>Net Profit/(Loss) from ordinary activities after tax (5-6)</b>	<b>(5.89)</b>	<b>214.76</b>	<b>263.61</b>	<b>208.87</b>	<b>423.08</b>	<b>460.84</b>
<b>8</b>	<b>Other Comprehensive Income</b>						
	(A) (i) Items that will not be reclassified to Profit or Loss	41.84	41.84	41.84	83.68	83.68	171.31
	(A) (ii) Income tax related to Items that will not be reclassified to Profit or Loss	10.88	10.88	10.88	21.76	21.76	43.51
	(B) (i) Items that will be reclassified to Profit or Loss	-	-	-	-	-	-
	(B) (ii) Income tax related to Items that will be reclassified to Profit or Loss	-	-	-	-	-	-
<b>9</b>	<b>Total Comprehensive Income for the period (Comprising Profit/Loss and Other comprehensive income for the period) (7+8)</b>	<b>46.82</b>	<b>267.48</b>	<b>316.33</b>	<b>314.30</b>	<b>528.52</b>	<b>675.66</b>
<b>10*</b>	<b>Paid up equity shares (Face value of Rs. 10 each)</b>	<b>27,985,895.00</b>	<b>27,985,895.00</b>	<b>27,985,895.00</b>	<b>27,985,895.00</b>	<b>27,985,895.00</b>	<b>27,985,895.00</b>
<b>11</b>	<b>Earnings per equity share</b>						
	(I) Basic	(0.02)	0.77	0.94	0.75	1.51	1.65
	(II) Diluted	(0.02)	0.77	0.94	0.75	1.51	1.65

Note All the aforesaid figures are in Lacs except the figures mentioned in equity share capital (Note no. 10)

For CIAN Agro Industries & Infrastructure Limited

Place: Nagpur

Date: 14th November 2019



*ASB*

Suneet Pande  
Chief Executive Officer





## Notes: (Standalone unaudited financial results)

1. The above financial results were reviewed and recommended by the Audit Committee and approved by the Board of Directors at their meeting held on 14<sup>th</sup>, November 2019.
2. The above results for the quarter ended on September 30<sup>th</sup>, 2019 has been prepared in accordance with the Companies (Indian Accounting Standards) Rules, 2015 (Ind AS), prescribed under Section 133 of the Companies Act, 2013 , and other recognized accounting practices and policies to the extent applicable.
3. Segment information has been presented in respect of consolidated financial results only.
4. With the applicability of Goods and Service Tax (GST) effective July 01, 2017, revenue from operations is disclosed net of GST.
5. The Company has adopted IND AS 116 "Leases" which became applicable w.e.f 01.04.2019. This has resulted in recognizing the Right-to-use asset and corresponding lease liability of Rs. 3,79,37,761.00 as at 1<sup>st</sup> April, 2019. Depreciation recognized during the quarter for Right-to-use asset amounts to Rs. 8,62,221.00 and finance cost recognized on lease liability amounts to Rs. 11,03,692.84. If Ind-AS 116 would not have been applied, then lease rental of Rs. 14,70,000.00 would have been charged to Profit & Loss. Adoption of Ind-AS 116 has resulted in decrease in profit by Rs. 4,95,913.00.
6. The company has an outstanding liability towards payment of TDS for the quarter under review, amounting to Rs. 34.43 lakhs.
7. The company is in the process of filing GST returns i.e GSTR-1 from April 2019 and also GSTR-3B returns from July 2019.
8. The investments are carried at the cost less impairment provision, if any. The Company is responsible for assessing the investments for any indicators of impairment. We have verified the existence and the rights of the Company on the investments in shares of subsidiaries.
9. As per provisions of Income Tax Act 1961, for the Assessment Year 2019-20, carried forward depreciation of Rs. 19,56,87,069/- was available for setoff. Out of this amount, Rs. 8,51,78,837/- was set-off in the Assessment Year 2019-20. Thus, the balance of unabsorbed depreciation to be carried forward to next year was Rs.11,05,08,232/-. However, the management is of the opinion that as the Income Tax return for Assessment Year 2019-20 was filed on 24<sup>th</sup> October, 2019 i.e. after the last date of the quarter under review, while calculating Deferred Tax Asset for the quarter ended on 30<sup>th</sup> September, 2019 tax base of Rs. 19,56,87,069.00 needs to be considered.
10. Figures were rearranged and regrouped wherever found necessary



Regd. Off. : Plot No. 197/198,  
Bajiprabhu Nagar, Nagpur – 440033  
Contact : 0712-222 0027/222 1127  
Email : info@cianindustries.com  
Website : www.cianindustries.com  
CIN: L15142MH1985PLC037493



CIAN Agro Industries & Infrastructure Limited				
STATEMENT OF ASSETS & LIABILITIES AS AT 30TH SEPTEMBER, 2019 (Rupees in Lacs)				
Particulars	Standalone		Consolidated	
	30/09/2019 (Unaudited)	31/03/2019 (Audited)	30/09/2019 (Unaudited)	31/03/2019 (Audited)
<b>I. ASSETS</b>				
<b>(1) Non-current assets</b>				
(a) Property, Plant and Equipment	2,891.20	2,990.75	6,190.97	6,322.12
(a) Right of Use Assets	362.13	-	362.13	-
(b) Capital Work-in-Progress	-	-	-	-
(c) Goodwill	-	-	0.47	0.47
(d) Other Intangible assets	9.62	12.99	9.62	12.99
(e) Intangible assets under development	-	-	114.69	107.04
(f) Financial Assets	-	-	-	-
(i) Investment	1,310.87	1,317.92	309.99	311.87
(ii) Loans	138.29	133.49	33.74	36.23
(iii) Other non-current financial assets	5.91	5.73	5.91	5.73
(g) Deferred Tax Assets (net)	(91.06)	(97.38)	-	(431.96)
(h) Other Non-current assets	3.31	3.41	3.31	3.41
<b>Total non-current assets</b>	<b>4,630.28</b>	<b>4,366.90</b>	<b>7,030.83</b>	<b>6,367.89</b>
<b>(2) Current Assets</b>				
(a) Inventory	4,186.72	4,194.41	5,634.26	5,798.79
(b) Financial Assets	-	-	-	-
(i) Investments	-	-	-	-
(ii) Trade Receivables	1,456.32	1,298.17	571.60	3,723.89
(iii) Cash and cash equivalents	38.02	(109.37)	81.74	(110.42)
(iv) Bank Balances other than (iii) above	109.14	105.67	109.14	105.67
(v) Loans	783.72	783.72	-	-
(vi) Others	2,103.38	1,216.47	2,100.43	1,789.78
(c) Current Tax Assets (Net)	70.67	59.02	72.97	60.75
(d) Other current assets	400.26	302.48	401.45	866.89
<b>Total current assets</b>	<b>9,148.23</b>	<b>7,850.57</b>	<b>8,971.60</b>	<b>12,235.35</b>
<b>TOTAL ASSETS</b>	<b>13,778.51</b>	<b>12,217.47</b>	<b>16,002.42</b>	<b>18,603.24</b>
<b>II. EQUITY AND LIABILITIES</b>				
<b>(1) Equity</b>				
(a) Equity share capital	2,798.59	2,798.59	2,798.59	2,798.59
(b) Other equity	1,776.18	1,553.90	1,613.42	1,687.21
(c) Non Controlling Interests	-	-	-	-
<b>Total equity</b>	<b>4,574.77</b>	<b>4,352.49</b>	<b>4,412.00</b>	<b>4,485.80</b>
<b>(2) Non current liabilities</b>				
(a) Financial liabilities	-	-	-	-
- Borrowings	525.39	1,188.02	2,047.28	2,729.11
(b) Provisions	36.36	36.36	40.55	40.24
(c) Deferred tax liabilities (Net)	-	-	271.68	-
<b>Total non-current liabilities</b>	<b>561.75</b>	<b>1,224.38</b>	<b>2,359.51</b>	<b>2,769.35</b>
<b>(3) Current liabilities</b>				
(a) Financial liabilities	-	-	-	-
(i) Borrowings	5,686.56	5,158.27	7,804.94	7,274.30
(ii) Trade Payables	2,448.58	1,367.71	733.27	3,020.48
(iii) Other financial liabilities	111.25	75.49	159.71	120.57
(b) Lease Liabilities	387.03	-	387.03	-
(c) Other current liabilities	-	33.71	135.69	925.39
(d) Provisions	8.57	5.42	10.26	7.35
<b>Total Current liabilities</b>	<b>8,641.99</b>	<b>6,640.60</b>	<b>9,230.91</b>	<b>11,348.09</b>
<b>Total liabilities</b>	<b>9,203.74</b>	<b>7,864.98</b>	<b>11,590.42</b>	<b>14,117.44</b>
<b>TOTAL EQUITY AND LIABILITIES</b>	<b>13,778.51</b>	<b>12,217.47</b>	<b>16,002.42</b>	<b>18,603.24</b>

For CIAN Agro Industries & Infrastructure Limited

Place: Nagpur  
Date: 14th November 2019



*Suneet Pande*  
Suneet Pande  
Chief Executive Officer





Regd. Off. : Plot No. 197/198,  
Bajiprabhu Nagar, Nagpur – 440033  
Contact : 0712-222 0027/222 1127  
Email : info@cianindustries.com  
Website : www.cianindustries.com  
CIN: L15142MH1985PLC037493



CIAN Agro Industries & Infrastructure Ltd.  
Statement of Cash flows for the half year ended 30th September 2019

(Rs.in Lacs)

Particulars	For the period ended on 30/09/2019	For the period ended on 30/09/2018
<b>A Cash Flow from Operating Activities</b>		
Profit Before Tax	224.30	444.35
<b>Adjustments for non cash &amp; non operating items</b>		
Non Cash items debited/credited to Profit loss a/c.	-1.31	17.24
Depreciation, Depletion, Amortisation	143.48	123.86
Interest Element of Loan to Subsidiary Company	-7.04	-6.30
Interest Element of Fair Valuation of Security Deposit	-0.09	-
Provisions made during the period	3.50	-
Interest on lease liability	22.07	-
Finance costs	323.86	239.35
Interest on FD	-4.07	-
Dividend received from Samruddhi Co-operative Bank	-0.06	-
<b>Operating Profit / (Loss) before Working Capital changes</b>	<b>704.64</b>	<b>818.50</b>
<b>Working capital adjustments:</b>		
(Increase) / Decrease in Inventory	7.69	-558.16
(Increase) / Decrease in Trade Receivables	-158.15	-2,196.22
(Increase) / Decrease in Other current financial assets	-886.91	305.10
(Increase) / Decrease in Other current assets	-104.11	-60.46
(Increase) / Decrease in Current assets (Net)	-11.65	-
Increase / (Decrease) in Trade Payables	1,080.87	614.93
Increase / (Decrease) in Other current financial liabilities	-33.71	-7.05
Increase / (Decrease) in Other current liabilities	35.77	-103.87
<b>Cash generated / (used) from operations</b>	<b>634.44</b>	<b>-1,187.23</b>
Income tax (paid) / refunds (net)	-	-
<b>Net cash flow from / (used in) operating activities</b>	<b>634.44</b>	<b>-1,187.23</b>
<b>B Cash Flow from Investing Activities</b>		
Addition to Property, Plant and Equipment	-24.52	-132.83
Investment in share capital of Other Entities	-	12.50
Dividend received from Samruddhi Co-operative Bank	0.06	-
Interest on FD	4.07	-
Deposit with banks	-0.18	-100.73
Loan / Deposit given	-4.80	-707.67
<b>Net Cash Flow from/(used) in Investing Activities</b>	<b>-25.38</b>	<b>-928.73</b>
<b>C Cash Flow from Financial Activities</b>		
Repayment of long-term borrowings	-662.63	969.26
Redemption of Shares	-	-
Unsecured Loans from Related Parties	-	-
Finance Cost	-323.86	-239.35
<b>Net Cash Flow from/(used) in Financing Activities</b>	<b>-986.48</b>	<b>729.91</b>
<b>D Net Increase/(Decrease) in Cash and Cash equivalents (A+B+C)</b>	<b>-377.43</b>	<b>-1,386.04</b>
Cash and cash equivalents at the beginning of the year	-5,161.97	-3,500.61
Cash and cash equivalents at the end of the year	-5,539.40	-4,886.65
<b>Net increase in Cash and Cash equivalents</b>	<b>-377.43</b>	<b>-1,386.04</b>



# P. G. JOSHI & Co.

## CHARTERED ACCOUNTANTS

### Limited Review Report on Consolidated Financial Results

To  
The Board of Directors,  
CIAN Agro Industries & Infrastructure Limited,  
Nagpur

1. We have reviewed the accompanying Statement of Consolidated Unaudited Financial Results of **CIAN Agro Industries & Infrastructure Limited** ("the Parent") and its subsidiaries (the Parent and its subsidiaries together referred to as "the Group"), for the quarter ended 30<sup>th</sup> September 2019 ("the Statement"), being submitted by the Parent pursuant to the requirement of Regulation 33 of the SEBI (Listing Obligations and Disclosure Requirements) Regulations, 2015, as amended read with SEBI Circulars issued from time to time.
2. This Statement, which is the responsibility of the Parent's Management and approved by the Parent's Board of Directors, has been prepared in accordance with the recognition and measurement principles laid down in Indian Accounting Standard 34 "Interim Financial Reporting" ("Ind AS 34"), prescribed under Section 133 of the Companies Act, 2013, and other accounting principles generally accepted in India. Our responsibility is to express a conclusion on the Statement based on our review.
3. We conducted our review of the Statement in accordance with the Standard on Review Engagements (SRE) 2410 "Review of Interim Financial Information Performed by the Independent Auditor of the Entity", issued by the Institute of Chartered Accountants of India. A review of interim financial information consists of making inquiries, primarily of persons responsible for financial and accounting matters, and applying analytical and other review procedures. A review is substantially less in scope than an audit conducted in accordance with Standards on Auditing and consequently does not enable us to obtain assurance that we would become aware of all significant matters that might be identified in an audit. Accordingly, we do not express an audit opinion.

We also performed procedures in accordance with the circular issued by the SEBI under Regulation 33 (8) of the SEBI (Listing Obligations and Disclosure Requirements) Regulations, 2015, as amended, to the extent applicable.

4. The Statement includes the results of the following entities:
  - a) PurtiAgrotech Limited.
  - b) Jairam Infraventure Pvt. Limited
  - c) Jupiter Metal Products Pvt Ltd (wholly owned subsidiary of Purti Agrotech Limited)
5. Based on our review conducted and procedures performed as stated in paragraph 3 above and based on the consideration of the review reports of other auditors referred to in paragraph 7 below, nothing has come to our attention that causes us to believe that the accompanying Statement, prepared in accordance with the recognition and measurement principles laid down



Mumbai: 629,630 Nirmal Galaxy Avior, C/o Hourglass Research Pvt. Ltd., Opp. Johnson & Johnson, LBS Road, Mulund, (W) Mumbai-400 080 Email: pgjco@gmail.com Ph.: +91 9860077980

Pune: Janhavi Apts., Flat No. 06, CTS No. 44/22, Bhonde Colony, Erandwane, Pune - 411 004 | Tele-Fax: (020) 2542 4511

Nagpur: Dhanwate Chambers, Sitabuldi, Nagpur 440012 (MH) | Ph. No.: (0712) 252 4309, 254 7053 Fax: 255 4619, 255 5827  
nagpur@pgjco.com | pune@pgjco.com | www.pgjco.com



in the aforesaid Indian Accounting Standard and other accounting principles generally accepted in India, has not disclosed the information required to be disclosed in terms of Regulation 33 of the SEBI (Listing Obligations and Disclosure Requirements) Regulations, 2015, as amended, including the manner in which it is to be disclosed, or that it contains any material misstatement

**6. Emphasis Of Matter**

We draw attention to Note No. 9 regarding non reversal of deferred tax asset in the books of current quarter resulting in higher profits by Rs. 2,21,46,497/-. The reversal was warranted as unabsorbed depreciation of Rs. 8,51,78,837/- was set off against profits for the Assessment Year 2019-20.

Our conclusion is not modified in respect of the above matter.

7. We did not review the interim financial statements of above specified subsidiaries included in the consolidated unaudited financial results, whose interim financial statements reflect total assets of Rs. 65,62,71,670.90 as at 30<sup>th</sup>September 2019, total revenues of Rs.70,86,67,863.20, total net profit/(loss) after tax of Rs.(3,96,99,657.89), total comprehensive income / loss of Rs.(3,40,14,102.71), and cash flows (net)of Rs. (16,05,96,378.22) as considered in the consolidated unaudited financial results for the quarter ended 30<sup>th</sup>September 2019. These interim financial statements / financial information / financial results have been reviewed by other auditors whose reports have been furnished to us by the Management and our conclusion on the Statement, in so far as it relates to the amounts and disclosures included in respect of these subsidiaries, is based solely on the reports of the other auditors and the procedures performed by us as stated in paragraph 3 above.

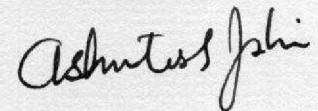
Our conclusion on the statement is not modified in respect of the above matter.

Place: Nagpur

Date: 14/11/2019

UDIN: 19038193AAAACL4960

For P. G. Joshi & Co.  
Chartered Accountants  
FRN 104461W



CA Ashutosh Joshi  
Partner

Membership No: 038193



Regd. Off. : Plot No. 197/198,  
Bajiprabhu Nagar, Nagpur – 440033  
Contact : 0712-222 0027/222 1127  
Email : info@cianindustries.com  
Website : www.cianindustries.com  
CIN: L15142MH1985PLC037493



**CIAN Agro Industries & Infrastructure Limited**

STATEMENT OF CONSOLIDATED UNAUDITED FINANCIAL RESULTS FOR THE SECOND QUARTER AND HALF YEAR ENDED 30TH SEPTEMBER, 2019  
(Rupees in Lacs)

Serial Nos	Particulars	Quarter Ended			Half Year Ended		Year Ended
		30/09/2019 Unaudited	30/06/2019 Unaudited	30/09/2018 Unaudited	30/09/2019 Unaudited	30/09/2018 Unaudited	31/03/2019 Audited
<b>1</b>	<b>Revenue from Operations</b>						
	Net Sales/Income from Operations	7,086.68	3,941.03	3,747.09	11,027.71	6,488.27	15,615.47
	Other Income	(5.07)	10.50	27.40	5.43	28.40	39.70
	<b>Total Income from Operations (net)</b>	<b>7,081.61</b>	<b>3,951.53</b>	<b>3,774.49</b>	<b>11,033.14</b>	<b>6,516.67</b>	<b>15,655.17</b>
<b>2</b>	<b>Expenses</b>						
	(a) Cost of Materials consumed	1,361.33	341.22	2,117.50	1,702.55	3,729.66	5,751.63
	(b) Purchase of stock-in-trade	3,955.19	3,945.56	2,143.73	7,900.75	2,525.21	7,571.82
	(c) Changes in inventories of finished goods, Work-in-progress and stock-in-trade	1,081.80	(1,073.21)	(1,967.71)	8.59	(1,864.16)	(1,867.55)
	(d) Employee benefits expense	132.67	119.07	99.37	251.74	187.54	541.78
	(e) Finance Costs	289.23	280.91	203.35	570.14	380.56	1,032.07
	(f) Depreciation and Ammortisation Expense	141.65	134.51	120.81	276.15	240.15	477.31
	(g) Other expenses	368.91	187.08	968.45	555.99	1,188.82	1,870.76
	<b>Total Expenses</b>	<b>7,330.78</b>	<b>3,935.13</b>	<b>3,685.50</b>	<b>11,265.91</b>	<b>6,387.78</b>	<b>15,377.82</b>
<b>3</b>	<b>Profit / (Loss) before exceptional items &amp; taxes (1-2)</b>	<b>(249.17)</b>	<b>16.40</b>	<b>88.99</b>	<b>(232.77)</b>	<b>128.89</b>	<b>277.35</b>
<b>4</b>	<b>Exceptional Items</b>	-	-	-	-	-	-
<b>5</b>	<b>Profit / (Loss) from ordinary activities before tax (3 + 4)</b>	<b>(249.17)</b>	<b>16.40</b>	<b>88.99</b>	<b>(232.77)</b>	<b>128.89</b>	<b>277.35</b>
<b>6</b>	<b>Tax expense</b>						
	(1) Current Tax	-	-	-	-	-	-
	(2) Deferred Tax	(112.65)	(17.59)	30.60	(130.24)	51.29	169.37
<b>7</b>	<b>Net Profit/(Loss) from ordinary activities after tax (5-6)</b>	<b>(136.52)</b>	<b>33.99</b>	<b>58.40</b>	<b>(102.54)</b>	<b>77.59</b>	<b>107.98</b>
<b>8</b>	<b>Other Comprehensive Income</b>						
	(A) (i) Items that will not be reclassified to Profit or Loss	41.84	41.84	41.84	83.68	83.68	319.87
	(A) (ii) Income tax related to Items that will not be reclassified to Profit or Loss	15.02	15.02	15.02	30.03	30.03	60.07
	(B) (i) Items that will be reclassified to Profit or Loss	-	-	-	-	-	-
	(B) (ii) Income tax related to Items that will be reclassified to Profit or Loss	-	-	-	-	-	-
<b>9</b>	<b>Total Comprehensive Income for the period (Comprising Profit/Loss and Other comprehensive income for the period) (7+8)</b>	<b>(79.67)</b>	<b>90.84</b>	<b>115.26</b>	<b>11.18</b>	<b>191.30</b>	<b>487.92</b>
<b>10*</b>	<b>Paid up equity shares (Face value of Rs. 10 each)</b>	<b>279,858,950.00</b>	<b>279,858,950.00</b>	<b>279,858,950.00</b>	<b>279,858,950.00</b>	<b>279,858,950.00</b>	<b>279,858,950.00</b>
<b>11</b>	<b>Earnings per equity share</b>						
	(I) Basic	(0.05)	0.01	0.02	(0.04)	0.03	0.04
	(II) Diluted	(0.05)	0.01	0.02	(0.04)	0.03	0.04

Note All the aforesaid figures are in Lacs except the figures mentioned in equity share capital (Note no. 10)

For CIAN Agro Industries & Infrastructure Limited

Place: Nagpur  
Date: 14th November 2019



*ASB*

Suneet Pande  
Executive Officer





## Notes: (Consolidated unaudited financial results)

1. The above financial results were reviewed and recommended by the Audit Committee and approved by the Board of Directors at their meeting held on 14<sup>th</sup>, November 2019.
2. The above results for the quarter ended on September 30<sup>th</sup>, 2019 has been prepared in accordance with the Companies (Indian Accounting Standards) Rules, 2015 (Ind AS), prescribed under Section 133 of the Companies Act, 2013 , and other recognized accounting practices and policies to the extent applicable.
3. Consolidated results include financial results of the two (2) wholly owned subsidiaries and one step down subsidiary.
  - a. Jairam Infraventure Private Limited
  - b. Purti Agrotech Limited.
  - c. Jupiter Metals Product Pvt. Ltd. (Wholly owned subsidiary of Purti Agrotech Limited.)
4. Where financial results are declared for both consolidated and standalone entity, segment information may be presented only in the case of consolidated financial results. The company has 3 reportable segments- Agro, Healthcare and Infrastructure Divisions.
5. With the applicability of Goods and Service Tax (GST) effective July 01, 2017, revenue from operations is disclosed net of GST.
6. The Company has adopted IND AS 116 "Leases" which became applicable w.e.f 01.04.2019. This has resulted in recognizing the Right-to-use asset and corresponding lease liability of Rs. 3,79,37,761.00 as at 1<sup>st</sup>April, 2019. Depreciation recognized during the quarter for Right-to-use asset amounts to Rs. 8,62,221.00 and finance cost recognized on lease liability amounts to Rs. 11,03,692.84. If Ind-AS 116 would not have been applied, then lease rental of Rs. 14,70,000.00 would have been charged to Profit & Loss. Adoption of Ind-AS 116 has resulted in decrease in profit by Rs. 4,95,913.00.
7. As per provisions of Income Tax Act 1961, for the Assessment Year 2019-20, the Parent Company's carried forward depreciation of Rs. 19,56,87,069/- was available for setoff. Out of this amount, Rs. 8,51,78,837/- was set-off in the Assessment Year 2019-20. Thus, the balance of unabsorbed depreciation to be carried forward to next year was Rs.11,05,08,232/-. However, the management is of the opinion that as the Income Tax return for Assessment Year 2019-20 was filed on 24<sup>th</sup>October, 2019 i.e. after the last date of the quarter under review, while calculating Deferred Tax Asset for the quarter ended on 30<sup>th</sup> September, 2019 tax base of Rs. 19,56,87,069.00 needs to be considered.
8. Figures were rearranged and regrouped wherever found necessary.



Regd. Off. : Plot No. 197/198,  
Bajiprabhu Nagar, Nagpur – 440033  
Contact : 0712-222 0027/222 1127  
Email : info@cianindustries.com  
Website : www.cianindustries.com  
CIN: L15142MH1985PLC037493




### CIAN Agro Industries & Infrastructure Limited

STATEMENT OF SEGMENTWISE REVENUE AND CAPITAL EMPLOYED CONSOLIDATED FOR THE SECOND QUARTER AND HALF YEAR ENDED 30TH SEPTEMBER, 2019 (Rupees in Lacs)

Serial Nos	Particulars	Quarter Ended			Half Year Ended		Year Ended
		30/09/2019	30/06/2019	30/09/2018	30/09/2019	30/09/2018	31/03/2019
		Unaudited	Unaudited	Unaudited	Unaudited	Unaudited	Audited
1	<b>Segment Revenue(Net sale/Income from operation)</b>						
	Segment-Agro Division	6,055.29	2,540.22	3,423.97	8,595.51	5,478.71	5,501.13
	Segment-Healthcare Division	38.92	50.81	169.16	89.73	300.78	16.10
	Segment-Infrastructure Division	992.47	1,350.00	153.96	2,342.46	708.77	434.88
	<b>Total</b>	<b>7,086.68</b>	<b>3,941.03</b>	<b>3,747.09</b>	<b>11,027.71</b>	<b>6,488.26</b>	<b>5,952.11</b>
	Less: Inter segment Revenue						
	Add: Other Income	(5.07)	10.50	27.40	5.43	28.40	0.07
	<b>Net sales/Income From Operations</b>	<b>7,081.61</b>	<b>3,951.53</b>	<b>3,774.49</b>	<b>11,033.14</b>	<b>6,516.66</b>	<b>5,952.18</b>
2	<b>Segment Results (Profit)(+)/ Loss (-) before tax and interest from Each segment)</b>						
	Segment-Agro Division	(15.95)	(87.79)	238.02	(103.74)	362.52	328.87
	Segment-Healthcare Division	(6.93)	(3.30)	100.51	(10.23)	83.82	(207.00)
	Segment-Infrastructure Division	66.56	388.39	(39.45)	454.95	77.15	335.71
	<b>Total</b>	<b>43.69</b>	<b>297.30</b>	<b>299.08</b>	<b>340.99</b>	<b>523.49</b>	<b>457.58</b>
	Less:						
	(i) Interest	292.85	280.91	206.58	573.76	387.03	354.70
	(ii) Other Un-allocable Expenditure	-	-	4.03	-	8.00	(12.30)
	(iii) Un-allocable income	-	-	0.15	-	0.35	(0.35)
	<b>Total profit after interest before tax</b>	<b>(249.17)</b>	<b>16.40</b>	<b>88.62</b>	<b>(232.77)</b>	<b>128.80</b>	<b>114.83</b>
3	<b>Capital Employed (Segment assets – Segment Liabilities)</b>						
	Segment-Agro Division	-1,253.22	(1,301.66)	210.26	-1,253.22	210.26	1,227.83
	Segment-Healthcare Division	867.24	874.25	1,096.95	867.24	1,096.95	877.57
	Segment-Infrastructure Division	264.01	359.06	1,230.99	264.01	1,230.99	185.37
	Un-allocated	2,798.59	2,798.59	2,798.59	2,798.59	2,798.59	2,798.59

For CIAN Agro Industries & Infrastructure Limited

Place: Nagpur  
Date: 14th November 2019



*Suneet Pande*  
Suneet Pande  
Chief Executive Officer






Regd. Off. : Plot No. 197/198,  
Bajiprabhu Nagar, Nagpur – 440033  
Contact : 0712-222 0027/222 1127  
Email : info@cianindustries.com  
Website : www.cianindustries.com  
CIN: L15142MH1985PLC037493



CIAN Agro Industries & Infrastructure Ltd.

Statement of Consolidated Cash flows for the half year ended 30th September 2019

Particulars	For the Half Year ended on 30/09/2019	For the Half Year ended on 30/09/2018
<b>A Cash Flow from Operating Activities</b>		
Profit Before Tax	-233.04	128.72
<b>Adjustments for non cash &amp; non operating items</b>		
Non Cash items debited/credited to Profit loss a/c.	-12.13	17.24
Depreciation, Depletion, Amortisation	276.15	240.15
Interest Element of Loan to Subsidiary Company	-7.04	-6.30
Interest Element of Fair Valuation of Security Deposit	-0.09	
Provisions made during the period	3.50	4.07
Accounts W/f	-	
Interest on lease liability	22.07	
Finance costs	289.23	380.56
Interest on FD	-4.07	
Dividend received from Samruddhi Co-operative Bank	-0.06	
	-	
<b>Operating Profit / (Loss) before Working Capital changes</b>	<b>600.68</b>	<b>764.44</b>
<b>Working capital adjustments:</b>		
(Increase) / Decrease in Inventory	164.54	-2,272.51
(Increase) / Decrease in Trade Receivables	2,789.82	-2,281.99
(Increase) / Decrease in Other current financial assets	-1,116.22	854.96
(Increase) / Decrease in Other current assets	458.54	961.06
(Increase) / Decrease in Current assets (Net)	-11.65	1.20
	-	
Increase / (Decrease) in Trade Payables	-2,711.58	1,562.85
Increase / (Decrease) in Other current financial liabilities	-828.40	-1.80
Increase / (Decrease) in Other current liabilities	404.66	-380.68
<b>Cash generated / (used) from operations</b>	<b>-249.60</b>	<b>-792.47</b>
Income tax (paid) / refunds (net)		
<b>Net cash flow from / (used in) operating activities</b>	<b>-249.60</b>	<b>-792.47</b>



**Regd. Off. :** Plot No. 197/198,  
Bajiprabhu Nagar, Nagpur – 440033  
**Contact :** 0712-222 0027/222 1127  
**Email :** info@cianindustries.com  
**Website :** www.cianindustries.com  
**CIN:** L15142MH1985PLC037493



<b>B Cash Flow from Investing Activities</b>		
Addition to Property, Plant and Equipment	-125.60	-669.21
Investment in share capital of Other Entities		-5.00
Dividend received from Samruddhi Co-operative Bank		
Interest on FD		
Deposit with banks		-100.73
Loan / Deposit given		-708.10
<b>Net Cash Flow from/(used) in Investing Activities</b>	<b>-125.60</b>	<b>-1,483.04</b>
<b>C Cash Flow from Financial Activities</b>		
Repayment / Proceeds from long-term borrowings	-674.52	-379.61
Proceeds from long term borrowings		1,557.78
Redemption of Shares	-	
Unsecured Loans from Related Parties	-	
Finance Cost	-289.23	-380.56
<b>Net Cash Flow from/(used) in Financing Activities</b>	<b>-1,229.90</b>	<b>797.61</b>
<b>D Net Increase/(Decrease) in Cash and Cash equivalents (A+B+C)</b>	<b>-1,605.96</b>	<b>-1,477.89</b>
	-	-
<b>Cash and cash equivalents at the beginning of the year</b>	<b>-7,279.05</b>	<b>-4,356.01</b>
	-	-
<b>Cash and cash equivalents at the end of the year</b>	<b>-8,885.01</b>	<b>-5,833.90</b>
	-	-
<b>Net increase in Cash and Cash equivalents</b>	<b>-1,605.96</b>	<b>-1,477.89</b>

Note: The consolidated cash flow statement has been prepared by aggregating the figures of separate cash flow statements of the parent company and its subsidiaries

*ASB made*

