




Limited Review Report – Financial Results

(Pursuant to the regulation 33 of the SEBI (Listing obligation and disclosure requirement) Regulation 2015)
To the Board of Directors of **M/S JHANDEWALAS FOODS LIMITED**

1. We have reviewed the unaudited financial results of M/S JHANDEWALAS FOODS LIMITED (“the Company”), for the year ended 31st March, 2021, attached herewith ,being submitted by the Company pursuant to the requirement of Regulation 33 of the SEBI (Listing obligations and Disclosure Requirements) Regulations, 2015, read with SEBI Circular No. CIR/CFD/FAC/62/2016 dated July 5, 2016 (the Circular).
2. The preparation of the statement in accordance with the recognition and measurement principals laid down in Indian Accounting Standard 34, Interim Financial Reporting (Ind AS 34) prescribed under Section 133 of the Companies Act 2013 read with Rule 3 of Companies (Indian Accounting Standard) Rules 2015 and the Circular, is the responsibility of the Company’s Management and have been approved by the Board of Directors of the Company. Our responsibility is to express an opinion on these financial results based on our review of such financial statements
3. We conducted our review in accordance with the standard on Review Engagement (SRE) 2410, ‘Review of Indian Financial Information Performed by the Independent Auditor of the Entity’, issued by the institute of Chartered Accountant of India. This standard requires that we plan and perform the review to obtain reasonable assurance about whether the financial results are free from material misstatement. A review is limited primarily to inquiries of Company personnel and analytical procedures applied to financial data and thus provides less assurance than an audit. We have not performed an audit and accordingly ,we do not express an audit opinion.
4. Based on our review conducted as above, nothing has come to our attention except the matter described in **Annexure “1”** separately annexed to this report, that causes us to believe that the accompanying statements (subject to annexure to statement), prepared in accordance with the recognition and measurement principals laid down in the applicable Indian Accounting Standard (Ind AS) specified under Section 133 of the Companies Act 2013 read with relevant rules issued there under and other recognized accounting practices and policies has not disclosed the information required to be disclosed in terms of Regulation 33 SEBI (Listing obligations and disclosure requirements) regulations, 2015 read with SEBI Circular No. CIR/CFD/FAC/62/2016 Dated 5th July 2016, including the manner in which it is to be disclosed, or that it contains any material misstatement.

Date: 31st March, 2022
Place: Jaipur

For M S G & Associates
Chartered Accountants
FRN: 010254C


CA Mahendra Balani
(Partner)

M.No. 076396

UDIN: 22076396AGCISG5123






Annexure "1" to the Independent Auditor's Report on half yearly and year to date financial results as on 31-03-2021 of M/s. Jhandewalas foods Limited

(Pursuant to the regulation 33 of the SEBI (Listing obligation and disclosure requirement) Regulation 2015) To the Board of Directors of M/S **JHANDEWALAS FOODS LIMITED**

- i. The Accumulated losses of the Company is Rs. 3588.08 Lakhs (Previous period Loss Rs. 1731.63 Lakhs) and its net worth is negative Rs. 2562.04 Lakhs (Previous period positive Rs. 705.59 Lakhs) as at the end of the reporting period which indicates erosion of Net worth of the Company.
- ii Company has not made any Provision for Interest on Cash Credit Facility availed from State Bank of India, Axis Bank and Kotak Mahindra Bank Term Loan and Kotak Mahindra Bank Overdraft Facility account. Refer Note 3(a) to the financial statement after one time settlement with SBI and Kotak Mahindra banks, bank statement is not available for verification and interest amount not quantified. This is because of classification of its account by the concerned State Bank of India as Non-performing Assets (NPA). Axis Bank, SBI and Kotak Mahindra Bank has filed suit against recovery of outstanding with Debt Recovery Tribunal, Jaipur during the F Y 2021-22.
- iii Company has received Notice u/s. 13(2) and Section 13(4) of Securitization and Reconstruction of Financial Assets and Enforcement of Security Interest Act, 2002 (No.3 of 2002) dated 25/11/2019 from State Bank of India, as the operation of and conduct of the financial assistance / credit facilities have become irregular and company's debt with its bankers has been classified as Non-Performing Asset (NPA) as per the guidelines issued by RBI.
- vi During the previous year State Bank of India, Stressed Assets Management Branch ("SAMB"), New Delhi vide their letter no. SAMB-II/CL/VI-2019-20/3342 dated 06/03/2020 have absolutely assigned all the rights, title and interest in financial assistance in favor of SAMB, New Delhi", in response to this action, SAMB has published an advertisement for sale of primary collateral security entire fixed assets including factory building, situated at Plot No. 551-B, Road No. 6, V.K.I.A., RIICO Industrial Area, Sikar Road, Jaipur
- vi Balances of Loans, Sundry Debtors, Loans and Advances and Current Liabilities, are subject to confirmation from the respective parties and reconciliations, if any.
- vii The company has squared up a portion of receivable from related parties, amounting to Rs. 76,36,000 by way of an arbitration agreement dated 26th December, 2020 to transfer of properties in company favor in lieu of due amount vide agreement. The properties have been included in value of fixed assets of the company but yet to register in company favor. Please refer note no. 3(a).
 - a. According to the records of the company, undisputed statutory dues including, Investor Education and Protection Fund, Income-tax, Sales-tax, Service Tax, Custom Duty, Excise Duty, value added tax, cess and any other statutory dues to the extent applicable, have generally been regularly deposited with the appropriate authorities except TDS Employees' State Insurance, Provident Fund According to the information and explanations given to us there were no outstanding statutory





dues as on 31st of March, 2021 for a period of more than six months from the date they became payable. The details of such are as follows:-

Nature of Dues	Period	Amount Due in Rs
ESIC	F.Y 2018-2019	1,32,698.00
	F.Y. 2019-2020	3,00,220.00
	F.Y. 2020-2021	1,74,386.00
PF	F.Y 2018-2019	41448.00
	F.Y. 2020-2021	6,83,683.00

- b. According to the information and explanations given to us, there is no amount payable in respect of income tax, service tax, sales tax, customs duty, excise duty, value added tax and cess whichever applicable, which have not been deposited on account of any disputes. Except

S.No.	Nature of The Statue	Nature of Dues	Amount Rs. in Lakhs	Period to which the Amount relates	Forum where dispute is pending
1	Rajasthan Value added tax act, 2003	CST	4.63	F.Y 2015-16	Commercial taxes officer, Special Circle-X , Jaipur-II
2	Rajasthan Value added tax act, 2003	VAT	11.02	F.Y2015-16	Commercial taxes officer, Special Circle-X , Jaipur-II
3	Central Sales Tax act, 1956	ET	0.08	F.Y2013-14	Commercial taxes officer, Special Circle-X , Jaipur-II
4	Rajasthan Value added tax act, 2003	VAT	2.24	F.Y2009-10	Commercial taxes officer, Special Circle-X , Jaipur-II

Income Tax

S.No.	Nature of The Statue	Nature of Dues	Amount in laks	Period to which the Amount relates	Forum where dispute is pending
1.	Income Tax Act 1961	IT	0.054	2012-13	Assessing Officer
2.	Income Tax Act	IT	0.63	2014-15	Assessing Officer






	1961				
3.	Income Tax Act 1961	IT	3.41	2015-16	Assessing Officer
4.	Income Tax Act 1961	IT	5.03	2015-16	Assessing Officer
5.	Income Tax Act 1961	IT	2.77	2017-18	Assessing Officer

- i. In our opinion and according to the information and explanations given by the management, we are of the opinion that, the Company has not defaulted in repayment of dues to a financial institution, bank, Government or debenture holders, as applicable to the company. Except –

Name of Bank	Overdue Amount as at 31.03.2021 as per Financial Statement
State Bank of India	30,49,93,360.00
SIDBI	2,40,98,054.00
Kotak Mahindra Bank, Business Term Loan, WCTL	7,25,00,000
Axis Bank	4,52,98,214
Deewan Housing Limited	5,44,379.00

- I. The State Bank of India has issued a Notice for possession dated 26th June, 2020 u/s. 8(1) of Security Interest (Enforcement) Rules, 2002, to take possession of immovable properties mortgaged with bank. The company has filed legal suit before the debts recovery tribunal- Delhi for seeking relief for the physical possession. The above matter pending with debts recovery tribunal.
- II. Company has received Notice u/s. 13(2) and Section 13(4) of Securitization and Reconstruction of Financial Assets and Enforcement of Security Interest Act, 2002 (No.3 of 2002) dated 25/11/2019 from State Bank of India, as the operation of and conduct of the financial assistance / credit facilities have become irregular and company's debt with its bankers has been classified as Non-Performing Asset (NPA) as per the guidelines issued by RBI.
- III. During the previous year State Bank of India, Stressed Assets Management Branch ("SAMB"), New Delhi vide their letter no. SAMB-II/CL/VI-2019-20/3342 dated 06/03/2020 have absolutely assigned all the rights, title and interest in financial assistance in favor of SAMB, New Delhi", in response to this action, SAMB has





published an advertisement for sale of primary collateral security entire fixed assets including factory building, situated at Plot No. 551-B, Road No. 6, V.K.I.A., RIICO Industrial Area, Sikar Road, Jaipur.

IV. The State Bank of India has issued a Notice for possession dated 26th June, 2020 u/s. 8(1) of Security Interest (Enforcement) Rules, 2002, 2002 to take possession of immovable properties mortgaged with bank. The company has filed legal suit before the debts recovery tribunal- Delhi for seeking relief for the physical possession of said properties.

- 4 Are presented in accordance with the requirements of regulation 33 SEBI (Listing obligations and disclosure requirements) regulations, 2015 (as amended) BY Circular No. CIR/CFD/FAC/62/2016 Dated 5th July 2016 and Give a true and fair view of Net Profit and other financial information in conformity with the accounting principles generally accepted in India for the half year ended 31st March, 2021 as well as the financial results for the year ended 31s March 2021.

For M S G Associates
Chartered Accountants
FRN: 010254C

Mahendra Balani
CA MAHENDRA BALANI
(Partner)

M. No.-076396

UDIN: 22076396AGCISG5123



Place: Jaipur

Date : 31st March, 2022

Jhandewalas Foods Limited

Registered Office : B-70,1st Floor,Upasana House,Rajendra Marg,Janta Store Circle,Jaipur- 302015,Rajasthan,India

CIN No.L15209RJ2006PLC0022941,Website : www.namans.co.in , Email ID: info@namans.co.in

Statement of Standalone Audited Results for the Year ended March 31 ,2021

In Rs.

S.No.	Particulars	For the half year ended		For the year ended	
		For half year ended on 31/03/2021	As at 30/09/2020	As at 31/03/2021	As at 31/03/2020
		Un-Audited	Un-Audited	Audited	Audited
A.	EQUITY AND LIABILITIES				
1	Shareholder's Fund				
	(a) Share capital	102,603,580	102,603,580	102,603,580	102,603,580
	(b) Reserves and Surplus	(358,808,156.45)	(232,738,818.58)	(358,808,156.45)	(173,162,885)
	Sub Total	(256,204,576)	(130,135,239)	(256,204,576)	(70,559,305)
2	Non-Current Liabilities				
	(a) long Term Borrowings	42,980,464.50	44,716,060.50	42980465	44,308,413
	(b) Deferred Tax Liabilities (net)	2,262,271.00	2,262,271.00	2262271	2,262,271
	(c)Other long term Liabilities	-	-	0	-
	(d) Long Term Provisions	175,037.00	175,037.00	175037	3,111,278
	Sub Total	45,417,773	47,153,369	45,417,773	49,681,962
3	Current liabilities				
	(a) Short-Term Borrowings	350,291,574.25	350,841,069.25	350291574	353,782,003
	(b) Trade Payables				
	A. Due to Micro and small enterprises	26,102,077.60	27,934,077.60	26102078	28,090,797
	B. Others	84,456,253.00	109,478,007.64	84456253	126,919,724
	(c)Other current Liabilities	93,848,934.00	91,964,416.14	93848934	96,116,160
	(d) Short Term Provisions	2,917,288.00	2,953,833.34	2917288	350,125
	Sub Total	557,616,127	583,171,404	557,616,127	605,258,808
	Total -Equity and Liabilities	346,829,323	500,189,534	346,829,323	584,381,465
B.	ASSETS				
1	Non-Current Assets				
	(a) Fixed Assets	159,886,933.00	161,532,600.88	159886933	156,475,997
	(b) Non-Current Investment				
	(c) Long Term Loans & Advances	2,292,708.00	2,242,707.60	2292708	2,242,708
	(d) Other Non-Current Assets	47,015.00	47,015.00	47015	47,015
	Sub Total	162,226,656	163,822,323	162,226,656	158,765,720
2	Current Assets				
	(a) Inventories	47,878,920.00	70,696,721.37	47878920	114,346,802
	(b) Trade Receivables	113,192,014.00	215,530,364.74	113192014	275,431,897
	(c) Cash & Cash Equivalents	2,161,437.00	14,069,700.60	2161437	6,647,694
	(d) Short Term Loans & Advances	4,062,908.00	3,997,956.77	4062908	4,037,049
	(e) Other Current Assets	17,307,388.00	32,072,466.93	17307388	25,152,304
	Sub Total	184,602,667	336,367,210	184,602,667	425,615,745
	Total - Assets	346,829,323	500,189,534	346,829,323	584,381,465

(0)

(0)

As per our report of even date attached

For M. S. G. & Associates

Chartered Accountant

FR No.010254C

Mahendra Balani
Mahendra Balani
 (Partner)
 Membership No.: 076396
 UDIN : 22076396AGCISG5123



Place : Jaipur

Date: 31/03/2022

For Jhandewalas Foods Limited For Jhandewalas Foods Limited For Jhandewalas Foods Limited For Jhandewalas Foods Limited

Managing Director

Raakesh B Kulwal
Raakesh B Kulwal
 (Chairman & MD)
 DIN:00615150

Director

Jinko Devi Koolwal
Jinko Devi Koolwal
 (Director)
 DIN:02531975

Chief Financial Officer

Ifkan Naqvi
Ifkan Naqvi
 Chief Financial Officer
 PAN - ABZPN5732G

Jhandewalas Foods Limited

Registered Office : B-70,1st Floor,Upasana House,Rajendra Marg,Janta Store Circle,Jaipur- 302015,Rajasthan,India

CIN No.L15209RJ2006PLC0022941,Website : www.namans.co.in , Email ID: info@namans.co.in

Statement of Standalone Audited Results for the half year and year ended March 31 ,2021

In Rs.

Particulars	For the Half Year ended			For the Year ended	
	As at 31.03.2021	As at 30.09.2020	As at 31.03.2020	As at 31.03.2021	As at 31.03.2020
	Audited	Un-Audited	Audited	Audited	Audited
1.Income from Operations					
(a).Revenue from operations	200,358,293	81,701,543	477,009,829	282,059,836	477,009,829
(b).Other operating Income	175,026	60,634	20,684,880	235,660	20,684,880
Total Income from operations (net)	200,533,318	81,762,177	497,694,709	282,295,495	497,694,709
2.Expenses					
(a).Cost of Materials Consumed	212,932,413	45,098,078	513,524,653	258,030,491	513,524,653
(b).Changes in inventories of finished goods and work-in-process	2,089,050	40,126,585	74,964,184	42,215,635	74,964,184
©.Employee Benefit Expenses	6,484,308	5,446,897	18,101,095	11,931,205	18,101,095
(d).Depreciation and amortisation expenses	2,504,574	2,469,557	5,665,346	4,974,130	5,665,346
(e).Other expenses	100,426,296	44,927,233	92,574,890	145,353,529	92,574,890
Total expenses	324,436,640	138,068,350	704,830,168	462,504,990	704,830,168
3.Profit from operations before other income ,finance cost and exceptional items (1-2)	(123,903,322)	(56,306,173)	(207,135,459)	(180,209,495)	(207,135,459)
4.Other Income	-	-	-	-	-
5.Profit from ordinary activities before finance cost and exceptional items (3+4)	(123,903,322)	(56,306,173)	(207,135,459)	(180,209,495)	(207,135,459)
6.Finance Cost	2,166,016	3,282,624	30,175,282	5,448,640	30,175,282
7.Profit from ordinary activities after finance cost but before exceptional items (5-6)	(126,069,338)	(59,588,797)	(237,310,741)	(185,658,135)	(237,310,741)
8.Prior Period items	-	-	-	-	-
9.Profit from ordinary activities before tax (7-8)	(126,069,338)	(59,588,797)	(237,310,741)	(185,658,135)	(237,310,741)
10.Tax expenses / Credit					
A.Current Tax	-	-	-	-	-
B.Deferred Tax	-	-	-	-	-
C.Tax Adjustments	-	-	-	-	-
D.Provision of Income Tax for earlier year written back	-	-	-	-	-
11.Net Profit from ordinary activities after tax (9-10)	(126,069,338)	(59,588,797)	(237,310,741)	(185,658,135)	(237,310,741)
12.Extraordinary Items	-	-	-	-	-
13.Net Profit for the period (11-12)	(126,069,338)	(59,588,797)	(237,310,741)	(185,658,135)	(237,310,741)
14.Paid up equity share capital (face value of Rs.10/- each)	102,603,580	102,603,580	102,603,580	102,603,580	102,603,580
15.Reserve excluding revaluation reserve as per Balance Sheet	(126,069,338)	(232,738,819)	(173,162,885)	(358,808,156)	(173,162,885)
16.Earning Per Share (of Rs.10/- each)					
(a).Basic (Rs.)	-12.29	-5.81	-23.13	-18.09	-23.13
(b).Diluted (Rs.)	-12.29	-5.81	-23.13	-18.09	-23.13

As per our report of even date attached

For M. S. G. & Associates

Chartered Accountant

FR No.010254C

Mahendra Balani

Mahendra Balani

(Partner)

Membership No.: 076396

UDIN : 22076396AGCISG5123

Place :Jaipur

Date: 31/03/2022

For Jhandewalas Foods Limited

Raakesh B Kulwal

Managing Director

Raakesh B Kulwal
(Chairman & Managing Director)

DIN:00615150

For and on behalf of the Board of Directors

Jitendra Singh
Director

(Director)

DIN:02531975

Irfan Naqvi
Chief Financial Officer

Chief Financial Officer

PAN - ABZPN5732G





Jhandewalas Foods Limited
 Registered Office : B-70,1st Floor,Upasana House,Rajendra Marg,Janta Store Circle,Jaipur- 302015,Rajasthan,India
 CIN No.L15209RJ2006PLC022941,Website : www.namans.co.in , Email ID: info@namans.co.in

CASH FLOW STATEMENT FOR THE YEAR ENDED 31st March 2021

Rs./lacs

PARTICULARS		As at 31.03.2021	As at 30.09.2020
A.	Cash Flow From Operating Activities		
	Net Profit before tax and extraordinary items (as per Statement of Profit and Loss)	(1,260,69,339.00)	(6,20,58,353.23)
	Adjustments for non Cash/ Non trade Items:		
	Depreciation & Amortization Expenses	49,74,130.00	49,39,113.00
	Finance Cost	54,48,640.00	32,82,624.00
	Profit/Loss on sale of assets	(12,863.00)	0.00
	Interest received	(18,565.00)	(750.00)
	Other inflows / (Outflows) of cash	(29,36,241.00)	(29,36,241.00)
	Operating profits before Working Capital Changes	(118,614,238.00)	(5,67,73,607.23)
	Adjusted For:		
	(Increase) / Decrease in trade receivables	16,22,39,882.37	5,99,01,531.99
	Increase / (Decrease) in trade payables	(4,44,52,189.13)	(1,75,98,434.87)
	(Increase) / Decrease in inventories	6,64,67,881.56	4,36,50,080.21
	Increase / (Decrease) in other current liabilities	2,99,937.22	(15,48,035.30)
	(Increase) / Decrease in Short Term Loans & Advances	(25,858.73)	39,092.23
	(Increase) / Decrease in other current assets	78,44,915.77	(69,20,162.86)
	Cash generated from Operations	73,760,331.06	2,07,50,464.17
	Net Cash flow from Operating Activities(A)	73,760,331.06	2,07,50,464.17
B.	Cash Flow From Investing Activities		
	Purchase of tangible assets	(84,77,803.41)	(76,18,897.51)
	Proceeds from sales of tangible assets	105,600.00	92,737.00
	Interest Received	18,565.00	750.00
	Cash advances and loans made to other parties	(50,000.00)	
	Cash advances and loans received back	0.00	
	Other inflow / (Outflows) of cash	0.00	
	Net Cash used in Investing Activities(B)	(8403638.41)	(75,25,410.51)
C.	Cash Flow From Financing Activities		
	Finance Cost	(54,48,640.00)	(32,82,624.00)
	Increase in / (Repayment) of Short term Borrowings	(34,90,429.02)	(29,40,934.02)
	Increase in / (Repayment) of Long term borrowings	(13,27,948.00)	4,07,648.00
	Other inflows / (Outflows) of cash	12,863.00	12,863.00
	Net Cash used in Financing Activities(C)	(1,02,54,154.02)	(58,03,047.02)
D.	Net Increase / (Decrease) in Cash & Cash Equivalents(A+B+C)	55,102,538.63	74,22,006.64
E.	Cash & Cash Equivalents at Beginning of period	66,47,693.96	66,47,693.96
F.	Cash & Cash Equivalents at End of period	21,61,436.99	1,40,69,700.60
G.	Net Increase / (Decrease) in Cash & Cash Equivalents (F -E)	(44,86,256.97)	74,22,006.64

As per our report of even date
 For M.S.G. & Associates
 Chartered Accountant
 FRN: 010254C

For Jhandewalas Foods Limited
 on behalf of the Board of Directors

Mahendra Balani
 (Partner)
 Membership No.: 076396
 UDIN: 22070396AGCISG5123

Rakesh B Kulwal
 (Chairman & Managing Director)
 DIN: 00615150

Jinko Devi Koolwal
 (Director)
 DIN: 02531975

For Jhandewalas Foods Limited
 Irfan Naqvi
 (Chief Financial Officer)
 PAN: ABZPNS732G

Place: Jaipur
 Date: 31/03/2022



For Jhandewalas Foods Limited
 जिनको देवी कुलवाल
 Director

**Jhandewalas Foods Limited**

Registered Office : B-70,1st Floor,Upasana House,Rajendra Marg,Janta Store Circle,Jaipur- 302015,Rajasthan,India
 CIN No.L15209RJ2006PLC022941,Website : www.namans.co.in , Email ID: info@namans.co.in

Statement of Standalone Audited Results for the Year ended March 31 ,2021

Rs./ lacs

S.No.	Particulars	For the Period ended		For the year ended	
		For half year ended on 31/03/2021	As at 30/09/2020	As at 31/03/2021	As at 31/03/2020
		Un-Audited	Un-Audited	Audited	Audited
A.	EQUITY AND LIABILITIES				
1	Shareholder's Fund				
	(a) Share capital	1,026.04	1,026.04	1,026.04	1,026.04
	(b) Reserves and Surplus	(3,588.08)	(2,327.39)	(3,588.08)	(1,731.63)
	Sub Total	(2,562.05)	(1,301.35)	(2,562.05)	(705.59)
2	Non-Current Liabilities				
	(a)long Term Borrowings	429.80	447.16	429.80	443.08
	(b)Deferred Tax Liabilities (net)	22.62	22.62	22.62	22.62
	(c)Other long term Liabilities	-	-	-	-
	(d) Long Term Provisions	1.75	1.75	1.75	31.11
	Sub Total	454.18	471.53	454.18	496.82
3	Current liabilities				
	(a)Short-Term Borrowings	3,502.92	3,508.41	3,502.92	3,537.82
	(b)Trade Payables	-	-	-	-
	A.Due to Micro and small enterprises	261.02	279.34	261.02	280.91
	B.Others	844.56	1,094.78	844.56	1,269.20
	(c)Other current Liabilities	938.49	919.64	938.49	961.16
	(d) Short Term Provisions	29.17	29.54	29.17	3.50
	Sub Total	5,576.16	5,831.71	5,576.16	6,052.59
	Total -Equity and Liabilities	3,468.29	5,001.90	3,468.29	5,843.81
B.	ASSETS				
1	Non-Current Assets				
	(a)Fixed Assets	1,598.87	1,615.33	1,598.87	1,564.76
	(b)Non-Current Investment	-	-	-	-
	(c)Long Term Loans & Advances	22.93	22.43	22.93	22.43
	(d) Other Non-Current Assets	0.47	0.47	0.47	0.47
	Sub Total	1,622.27	1,638.22	1,622.27	1,587.66
2	Current Assets				
	(a)Inventories	478.79	706.97	478.79	1,143.47
	(b)Trade Receivables	1,131.92	2,155.30	1,131.92	2,754.32
	(c)Cash & Cash Equivalents	21.61	140.70	21.61	66.48
	(d) Short Term Loans & Advances	40.63	39.98	40.63	40.37
	(e) Other Current Assets	173.07	320.72	173.07	251.52
	Sub Total	1,846.03	3,363.67	1,846.03	4,256.16
	Total - Assets	3,468.29	5,001.90	3,468.29	5,843.81

As per our report of even date attached

For M. S. G. & Associates

Chartered Accountant

FR No.010254C

For and on behalf of the Board of Directors

For Jhandewalas Foods Limited

For Jhandewalas Foods Limited

For Jhandewalas Foods Limited

Mahendra Balani
Mahendra Balani
 (Partner)
 Membership No.: 076396
 UDIN : 22076396AGCISG5123

Raakesh B Kulwal
Managing Director
Raakesh B Kulwal
 (Chairman & MD)
 DIN:00615150

Jinko Devi Koolwal
Director
Jinko Devi Koolwal
 (Director)
 DIN:02531975

Irfan Naqvi
Chief Financial Officer
Irfan Naqvi
 Chief Financial Officer
 PAN - ABZPN5732G

Place :Jaipur
 Date: :31/03/2022



**Jhandewalas Foods Limited**

Registered Office : B-70,1st Floor,Upasana House,Rajendra Marg,Janta Store Circle,Jaipur- 302015,Rajasthan,India

CIN No.L15209RJ2006PLC022941,Website : www.namans.co.in , Email ID: info@namans.co.in

Statement of Standalone Audited Results for the half year and year ended March 31 ,2021

Rs./ lacs

Particulars	For the Half Year ended			For the Year ended	
	As at 31.03.2021	As at 30.09.2020	As at 31.03.2020	As at 31.03.2021	As at 31.03.2020
	Audited	Un-Audited	Audited	Audited	Audited
1.Income from Operations					
(a).Revenue from operations	2,003.58	817.02	4,770.10	2,820.60	4,770.10
(b).Other operating Income	1.75	0.61	206.85	2.36	206.85
Total Income from operations (net)	2,005.33	817.62	4,976.95	2,822.95	4,976.95
2.Expenses					
(a).Cost of Materials Consumed	2,129.32	450.98	5,135.25	2,580.30	5,135.25
(b).Changes in inventories of finished goods and work-in-process	20.89	401.27	749.64	422.16	749.64
©.Employee Benefit Expenses	64.84	54.47	181.01	119.31	181.01
(d).Depreciation and amortisation expenses	25.05	24.70	56.65	49.74	56.65
(e).Other expenses	1,004.26	449.27	925.75	1,453.54	925.75
Total expenses	3,244.37	1,380.68	7,048.30	4,625.05	7,048.30
3.Profit from operations before other income ,finance cost and exceptional items (1-2)	(1,239.03)	(563.06)	(2,071.35)	(1,802.09)	(2,071.35)
4.Other Income	-	-	-	-	-
5.Profit from ordinary activities before finance cost and exceptional items (3+4)	(1,239.03)	(563.06)	(2,071.35)	(1,802.09)	(2,071.35)
6.Finance Cost	21.66	32.83	301.75	54.49	301.75
7.Profit from ordinary activities after finance cost but before exceptional items (5-6)	(1,260.69)	(595.89)	(2,373.11)	(1,856.58)	(2,373.11)
8.Prior Period items	-	-	-	-	-
9.Profit from ordinary activities before tax (7-8)	(1,260.69)	(595.89)	(2,373.11)	(1,856.58)	(2,373.11)
10.Tax expenses / Credit	-	-	-	-	-
A.Current Tax	-	-	-	-	-
B.Deferred Tax	-	-	-	-	-
C.Tax Adjustments	-	-	-	-	-
D.Provision of Income Tax for earlier year written back	-	-	-	-	-
11.Net Profit from ordinary activities after tax (9-10)	(1,260.69)	(595.89)	(2,373.11)	(1,856.58)	(2,373.11)
12.Extraordinary Items	-	-	-	-	-
13.Net Profit for the period (11-12)	(1,260.69)	(595.89)	(2,373.11)	(1,856.58)	(2,373.11)
14.Paid up equity share capital (face value of Rs.10/- each)	1,026.04	1,026.04	1,026.04	1,026.04	1,026.04
15.Reserve excluding revaluation reserve as per Balance Sheet	(1,260.69)	(2,327.39)	(1,731.63)	(3,588.08)	(1,731.63)
16.Earning Per Share (of Rs.10/- each)	-	-	-	-	-
(a).Basic (Rs.)	(0.00)	(0.00)	(0.00)	(0.00)	(0.00)
(b).Diluted (Rs.)	(0.00)	(0.00)	(0.00)	(0.00)	(0.00)

As per our report of even date attached

For M. S. G. & Associates

Chartered Accountant

FR No.010254C

Mahendra

Mahendra Balani

(Partner)

Membership No.: 076396

UDIN : 22076396AGCISG5123

For Jhandewalas Foods Limited

For Jhandewalas Foods Limited

As per report of the Board of Directors

Raakesh B Kulwal
Managing Director

Raakesh B Kulwal

(Chairman & Managing Director)

DIN:00615150

Jinko Devi Koolwal
Director

Director

Jinko Devi Koolwal

(Director)

DIN:02531975

Irfan Naqvi
Chief Financial Officer

Irfan Naqvi

Chief Financial Officer

PAN - A62PN5320

Place :Jaipur

Date: 31/03/2022





Jhandewalas Foods Limited
 Registered Office : B-70,1st Floor,Upasana House,Rajendra Marg,Janta Store Circle,Jaipur- 302015,Rajasthan,India
 CIN No.L15209RJ2006PLC022941,Website : www.namans.co.in , Email ID: info@namans.co.in

CASH FLOW STATEMENT FOR THE YEAR ENDED 31st March 2021

Rs./lacs

PARTICULARS		As at 31.03.2021	As at 30.09.2020
A.	Cash Flow From Operating Activities		
	Net Profit before tax and extraordinary items (as per Statement of Profit and Loss)	(1,260,69,339.00)	(6,20,58,353.23)
	Adjustments for non Cash/ Non trade Items:		
	Depreciation & Amortization Expenses	49,74,130.00	49,39,113.00
	Finance Cost	54,48,640.00	32,82,624.00
	Profit/Loss on sale of assets	(12,863.00)	0.00
	Interest received	(18,565.00)	(750.00)
	Other inflows / (Outflows) of cash	(29,36,241.00)	(29,36,241.00)
	Operating profits before Working Capital Changes	(118,614,238.00)	(5,67,73,607.23)
	Adjusted For:		
	(Increase) / Decrease in trade receivables	16,22,39,882.37	5,99,01,531.99
	Increase / (Decrease) in trade payables	(4,44,52,189.13)	(1,75,98,434.87)
	(Increase) / Decrease in inventories	6,64,67,881.56	4,36,50,080.21
	Increase / (Decrease) in other current liabilities	2,99,937.22	(15,48,035.30)
	(Increase) / Decrease in Short Term Loans & Advances	(25,858.73)	39,092.23
	(Increase) / Decrease in other current assets	78,44,915.77	(69,20,162.86)
	Cash generated from Operations	73,760,331.06	2,07,50,464.17
	Net Cash flow from Operating Activities(A)	73,760,331.06	2,07,50,464.17
B.	Cash Flow From Investing Activities		
	Purchase of tangible assets	(84,77,803.41)	(76,18,897.51)
	Proceeds from sales of tangible assets	105,600.00	92,737.00
	Interest Received	18,565.00	750.00
	Cash advances and loans made to other parties	(50,000.00)	
	Cash advances and loans received back	0.00	
	Other inflow / (Outflows) of cash	0.00	
	Net Cash used in Investing Activities(B)	(8403638.41)	(75,25,410.51)
C.	Cash Flow From Financing Activities		
	Finance Cost	(54,48,640.00)	(32,82,624.00)
	Increase in / (Repayment) of Short term Borrowings	(34,90,429.02)	(29,40,934.02)
	Increase in / (Repayment) of Long term borrowings	(13,27,948.00)	4,07,648.00
	Other inflows / (Outflows) of cash	12,863.00	12,863.00
	Net Cash used in Financing Activities(C)	(1,02,54,154.02)	(58,03,047.02)
D.	Net Increase / (Decrease) in Cash & Cash Equivalents(A+B+C)	55,102,538.63	74,22,006.64
E.	Cash & Cash Equivalents at Beginning of period	66,47,693.96	66,47,693.96
F.	Cash & Cash Equivalents at End of period	21,61,436.99	1,40,69,700.60
G.	Net Increase / (Decrease) in Cash & Cash Equivalents (F -E)	(44,86,256.97)	74,22,006.64

As per our report of even date
 For M.S.G. & Associates
 Chartered Accountant
 FRN: 010254C

For Jhandewalas Foods Limited
 on behalf of the Board of Directors

Mahendra Balani
 (Partner)
 Membership No.: 076396
 UDIN: 22070396AGCISG5123

Rakesh B Kulwal
 (Chairman & Managing Director)
 DIN: 00615150

Jinko Devi Koolwal
 (Director)
 DIN: 02531975

For Jhandewalas Foods Limited
 Irfan Naqvi
 (Chief Financial Officer)
 PAN: ABZPNS732G

Place: Jaipur
 Date: 31/03/2022



For Jhandewalas Foods Limited
 जिनको देवी कुलवाल
 Director